

Flavor Gauge Bosons at the Tevatron

Gustavo Burdman^{(a)*}, R. Sekhar Chivukula^{(a)†} and Nick Evans^{(b)‡}

(a) Department of Physics, Boston University, Boston, MA 02215, USA.

(b) Department of Physics, University of Southampton, Southampton, S017 1BJ, UK.

Abstract

We investigate collider signals for gauged flavor symmetries that have been proposed in models of dynamical electroweak symmetry breaking and fermion mass generation. We consider the limits on the masses of the gauge bosons in these models which can be extracted from Tevatron Run I data in dijet production. Estimates of the Run II search potential are provided. We show that the models also give rise to significant signals in single top production which may be visible at Run II. In particular we study chiral quark family symmetry and SU(9) chiral flavor symmetry. The Run I limits on the gauge bosons in these models lie between (1.5 – 2) TeV and should increase to about 3 TeV in Run II. Finally, we show that an SU(12) enlargement of the SU(9) model, including leptonic interactions, is constrained by low energy atomic parity violation experiments to lie outside the reach of the Tevatron.

*burdman@bu.edu

†sekhar@bu.edu

‡n.evans@hep.phys.soton.ac.uk

1 Introduction

The origin of the Standard Model's (SM) familiar $SU(3)_c \times SU(2)_L \times U(1)_Y$ gauge symmetry remains theoretically unclear. In the limit where we neglect all gauge interactions and fermion masses, the fermion sector of the model possesses a large $SU(45)$ global symmetry corresponding to the fact that in this limit there are 45 chiral fermion fields that are indistinguishable. The gauge interactions of the SM are by necessity subgroups of this maximal symmetry but in principle a larger subgroup of this symmetry might be gauged and broken to the SM groups at high energies.

Such gauged flavor symmetries have been invoked in a number of scenarios to play a role in the dynamical generation of fermion masses. For example they may play the part of extended technicolor [1] interactions in technicolor models [2] or top condensation models [3], feeding the electroweak symmetry (EWS) breaking fermion condensate down to provide masses for the lighter standard model fermions. Strongly interacting flavor gauge interactions may also be responsible for the condensation of the fermions directly involved in EWS breaking. For example, top condensation has been postulated to result from a Topcolor gauge group [4] and in the model of [5] from family gauge interactions. There has been renewed interest in these models recently with the realization that variants, in which the top mixes with singlet quarks, can give rise to both the EW scale and an acceptable top mass via a seesaw mass spectrum [6]. These top seesaw models have the added benefit of a decoupling limit which allows the presence of the singlet fields to be suppressed in precision EW measurements bringing these dynamical models in line with the data. Flavor universal variants of the top-seesaw idea have been proposed in Ref. [7], where the dynamics is driven by family or large flavor gauge symmetries.

The naive gauging of flavor symmetries at low scales (of order a few TeV) often gives rise to unacceptably large flavor changing neutral currents (FCNC) since gauge and mass eigenstates need not coincide. For instance, gauge symmetries that give rise to direct contributions to $K^0 - \bar{K}^0$ mixing are typically constrained to lie above 500 TeV in mass scale. There are, however, models that survive these constraints. Gauge groups that only act on the third family are less experimentally constrained - Topcolor [4] is such an example. Models in which the chiral flavor symmetries of the SM fermions are gauged preserving the SM $U(3)^5$ [8] flavor symmetry can respect the SM GIM mechanism and do not give rise to tree level FCNCs [9]. In addition, there are also strong constraints on gauged flavor models where the dynamics responsible for the breaking of the flavor symmetry does not respect custodial isospin [10]. We shall restrict ourselves to models where the top mass is the sole source of custodial isospin breaking. In particular we will study a model where the $SU(3)$ chiral family symmetry of the quarks is gauged and another where the full $SU(9)$ family-

color multiplicity of the quarks is gauged, corresponding to the models of [7]. In the spirit of these models it is also interesting to consider chiral flavor symmetries that include the leptons which might be expected to give interesting contributions to Drell-Yan production. The obvious extension has a gauged $SU(12)$ flavor symmetry but we show in the final section that an analysis of low energy atomic parity violation experiments places constraints on the gauge bosons of such models of order 10 TeV and they are thus outside the reach of the Tevatron.

Since these new flavor interactions may exist at relatively low scales (a few TeV) and may play an integral part in either EWS breaking or fermion mass generation it is interesting to study current experimental bounds on the corresponding gauge bosons. In a previous paper we investigated the limits from Z-pole precision measurements [11]. Although the limits obtained vary across models, the typical lower bound on the mass scale is 2 TeV. Here we study the potential of direct searches at the Fermilab Tevatron collider. In particular we study effects in dijet production (in the spirit of the analysis in [14, 15]) and single top production. When possible, we first establish bounds from the existing Run I data (they are typically 1-2 TeV). We then project the sensitivity of the Tevatron in Run II and show the bounds are more than competitive with the precision data bounds. If these gauge symmetries do have a role to play in EWS breaking then they must presumably be broken at scales close to the EW scale and these bounds therefore represent a significant probe of the interesting parameter space.

2 Constraints on Models

We present three models of flavoron physics. While this list is not exhaustive, we believe these examples cover a broad range of signals at the Tevatron collider. In what follows, only the couplings to standard model fermions will be specified. Explicit models include additional fermions, necessary for either flavor gauge symmetry breaking and/or anomaly cancellation, which typically have masses of order of the flavor gauge symmetry breaking scale.

2.1 Chiral Quark Family Symmetry

The gauging of the chiral family symmetry of the left handed quarks has been motivated in technicolor [9], top condensate [5] and flavor universal see saw models [7]. The minimal representative model has a gauged $SU(3)$ family symmetry, in addition to the SM interac-

tions, acting on the three left handed quark¹ doublets $Q = ((t, b)_L^i, (c, s)_L^i, (u, d)_L^i)$ where i is a QCD index which commutes with the family symmetry [7]. We assume that some massive sector completely breaks the SU(3) family gauge group to an global SU(3) family symmetry, giving the family gauge bosons (“familons”) masses of order $M_F = g_F V$ where V is the mass scale associated with the symmetry breaking. There is no mixing between the flavor and standard model gauge bosons. Note that with this gauge symmetry and symmetry breaking pattern, the (approximate) SM $U(3)^5$ global symmetry responsible for the GIM mechanism [8] remains and the model is free of tree level FCNCs [9]. The interactions of the massive flavorons are summarized by the couplings

$$\mathcal{L} = ig_F A^{\mu a} \bar{Q} \gamma_\mu T^a Q , \quad (1)$$

where T^a are the generators of SU(3) symmetry acting on the three families of left-handed quarks.

The SU(3) coupling g_F cannot be too large or this interaction will cause a chiral symmetry breaking condensate between the left-handed ordinary fermions and right-handed fermions which must be present in the theory to eliminate gauge anomalies. This would result in TeV-scale fermion masses and a scale for electroweak symmetry breaking which is too high. We may estimate the upper bound on g_F by approximating, at low energies, the interactions of the massive flavor gauge bosons by a Nambu–Jona-Lasinio (NJL) model with the four-fermion interaction

$$\mathcal{L}_{\text{eff}} = -\frac{2\pi\kappa_F}{M_F^2} \left(\sum_f \bar{Q} \gamma_\mu T^a Q \right)^2 , \quad (2)$$

where $\kappa \equiv g_F^2/4\pi$. Applying the usual NJL analysis², we see that κ_F cannot exceed

$$\kappa_{\text{crit}} = \frac{2N\pi}{(N^2 - 1)} = 2.36 , \quad (3)$$

where $N = 3$ for chiral quark flavor symmetry.

In Ref.[11] we obtained bounds on flavor gauge boson masses from electroweak precision measurements. The lower bound obtained for a critically coupled familon is $M_F > 1.9$ TeV, at 95% C.L. Here we will investigate the reach of direct searches. First, we consider the bounds from the existing Tevatron data. As is the case for the universal coloron model [12], stringent limits will come from the study of the angular behavior of the dijet cross section [15]. The contributions arising in the chiral quark family model are the consequence of the exchange

¹One can also imagine the same symmetry acting on leptons [7]. Here we only consider the quarks since they lead to signals at hadron colliders.

²Note that, defining the theory in terms of a momentum-space cutoff Λ , a four fermion interaction $G\bar{\psi}\psi\bar{\psi}\psi$ has a critical coupling $G_c = 2\pi^2/\Lambda^2$ [13].

of the familon gauge boson in the various possible channels. The resulting modification of the quark scattering matrix elements are given in Section A.2 of the Appendix.

In Fig.1 we plot the ratio of the dijet mass distribution for $|\eta| < 0.5$ to the mass distribution with $0.5 < |\eta| < 1.0$, with η the jet pseudo-rapidity. This ratio, as noted for instance in Refs.[15, 16], is very sensitive to new physics producing effects concentrated in the central region, and in general affecting the angular distribution of dijets. Also it is expected that in this ratio there is a large cancellation of uncertainties coming from softer QCD effects. The data points are from the D0 data in Ref.[16], and the error bars show the statistical and systematic errors added in quadrature. The histogram corresponds to the QCD prediction, obtained to next-to-leading order (NLO) with the use of JETRAD (see [15, 16] for details). The familon contribution is known only at leading order (LO). Thus, in order to estimate their NLO dijet spectrum, we compute the fractional excess with respect to LO QCD and then multiply it by the NLO QCD result. We consider various familon masses, with the coupling set at its critical value.

In order to obtain a lower mass limit we follow the procedure described in Ref.[15]. We construct the Gaussian likelihood function

$$P(x) = \frac{1}{2\pi^2 \det(S)} \exp\left(-\frac{1}{2}[d - t(x)]^T S^{-1}[d - t(x)]\right), \quad (4)$$

where the vector d contains the data points in the various mass bins, $t(x)$ is the vector of theoretical predictions for a given mass and coupling $x = \kappa_F/M_F^2$; and S is the covariant matrix. To obtain 95% confidence level limits, we require

$$Q(x_{\max}) \equiv \int_0^{x_{\max}} P(x) dx = 0.95 Q(\infty), \quad (5)$$

with x_{\max} the value defining the mass bound. Making use of the the Run I data we then obtain mass bounds for the familon

$$M_F > 1.55 \text{ TeV}, \quad 95\% \text{ C.L.}, \quad (6)$$

where we have considered a critically coupled familon. This is consistent with, but somewhat weaker than the 95% C.L. limit obtained in Ref.[11], $M_F > 1.9 \text{ TeV}$ at critical coupling.

During Run II however, measurements of the dijet spectrum at an upgraded Tevatron will yield bounds better than those derived from Z-pole observables. For instance if we consider the nominal luminosity of $2fb^{-1}$, and assume a 30% reduction in the systematic errors, the bound on the familon mass for Run II would be $M_F > 2.2 \text{ TeV}$. An extended Tevatron run or the achievement of higher intensities could therefore result in a mass reach well above that of electroweak precision measurements and cover a large fraction of the interesting parameter space of this model.

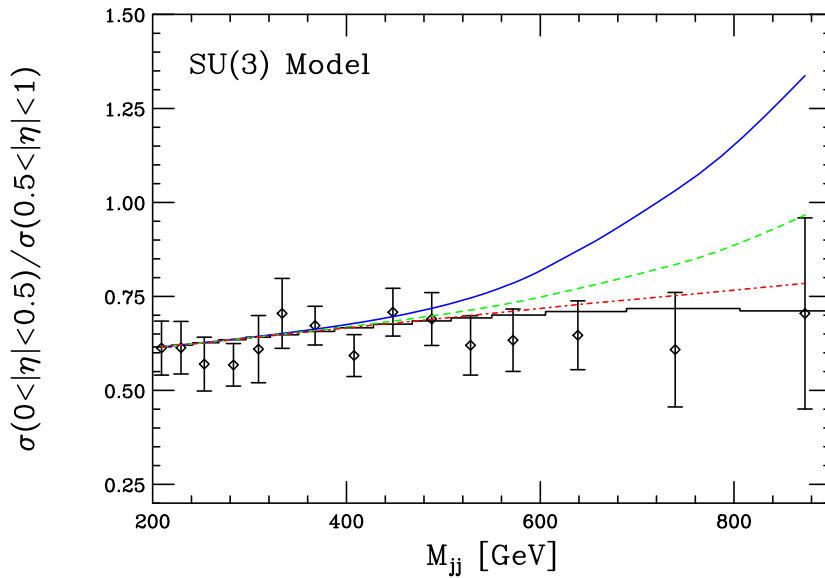


Figure 1: *The ratio of cross sections for $(|\eta| < 0.5)/(0.5 < |\eta| < 1.0)$ vs. the dijet invariant mass, for the $SU(3)$ chiral quark family model, for $M_F = 1.2$ (solid), 1.5 (dashed) and 2 TeV (dot – dash). The data points are from the $D0$ measurement [16], with the error bars including the statistical and systematic errors added in quadrature. The histogram is the NLO QCD prediction from JETRAD, using CTEQ3M parton distribution function.*

In addition to the dijet signal, the chiral quark family model leads to another potentially interesting signal at hadron colliders: anomalous single top production. This occurs due to the existence of non-diagonal couplings to the family gauge bosons. Although these do not lead to $|\Delta S| = 2$ signals, because of GIM cancellation, there are flavor changing couplings of quarks. The fact that the family symmetry commutes with $SU(2)_L$ implies that there will be tree level familon exchanges such as $d\bar{b} \rightarrow u\bar{t}$, where “family number” is preserved. The diagrams relevant for single top production at the Tevatron are s-channel $d\bar{b} \rightarrow u\bar{t}$, and t-channel $u\bar{d} \rightarrow t\bar{b}$ (dominant) and $u\bar{b} \rightarrow t\bar{d}$. Other diagrams also are obtained by the replacements $d \rightarrow s$ and $u \rightarrow c$. For instance, the s-channel matrix element squared is

$$|\mathcal{M}(d\bar{b} \rightarrow u\bar{t})|^2 = (4\pi)^2 \kappa^2 u(u - m_t^2) \left| \frac{1}{2} P_s \right|^2, \quad (7)$$

Neglecting m_b , the t-channel contributions are obtained by replacing P_s by the P_t , where P_s and P_t are the familon propagators in the corresponding channel as defined in (A.5). If the coupling is close to critical, these processes will generate important contributions to the single top production cross section. In Fig. 2 we show the familon induced single top production cross section at $\sqrt{s} = 1.8$ TeV as a function of the familon mass. The horizontal line is the 95% C.L. upper limit on single top production as obtained by the CDF collaboration [17].

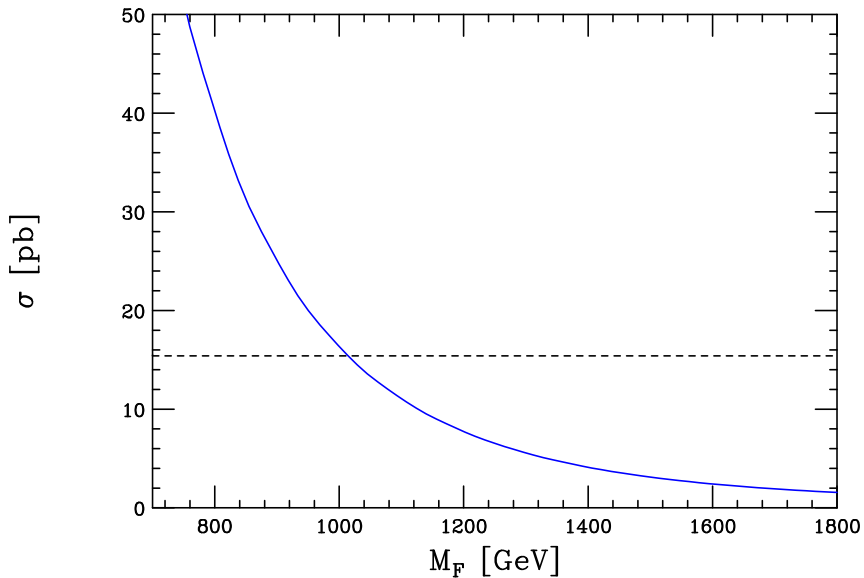


Figure 2: *Single Top production cross section in the $SU(3)$ family model vs. the familon mass, at $\sqrt{s} = 2$ TeV. The dashed horizontal line corresponds to the 95% C.L. bound from Ref. [17].*

The most constraining bound, $\sigma(p\bar{p} \rightarrow tX) < 15.4$ pb translates into the familon mass bound

$$M_F > 1.02 \text{ TeV} \quad 95\% \text{ C.L.} \quad (8)$$

This is somewhat weaker than the bound (6) obtained from the Run I dijet data, but may be improved if a study exploiting the kinematic differences between the SM and the flavoron signals is undertaken.

In Run II, the Tevatron will be sensitive to the SM single top production via W -gluon fusion as well as the s-channel W^* exchange. The latter process can be separated from the former by making use of double b-tagging, since the b quark produced in association with the top is hard, unlike in W -gluon fusion. In order to estimate the sensitivity of the Tevatron in Run II to the flavoron contribution to single top production, we take only the dominant flavoron diagram, t-channel mediated $u\bar{d} \rightarrow t\bar{b}$. We compare this contribution to the s-channel SM assuming these will be separately observed with the use of double b-tagging [18]. In Fig. 3 we show the p_T distribution of the b quark produced in association with the top quark for t-channel familon exchange and s-channel W^* exchange. We see that, for example, for $M_F = 2$ TeV the total ($t\bar{b} + \bar{t}b$) cross section is about 50% larger from familon exchange than in the SM, with the added feature that the p_T distribution is harder. We conclude that the sensitivity of Run II could go as far as (2 – 2.5) TeV for 2 fb^{-1} , or perhaps higher depending on the sensitivity to be achieved to the SM s-channel process. Thus, anomalous single top production could be the most constraining channel on the $SU(3)$ chiral quark model in Run II at the Tevatron.

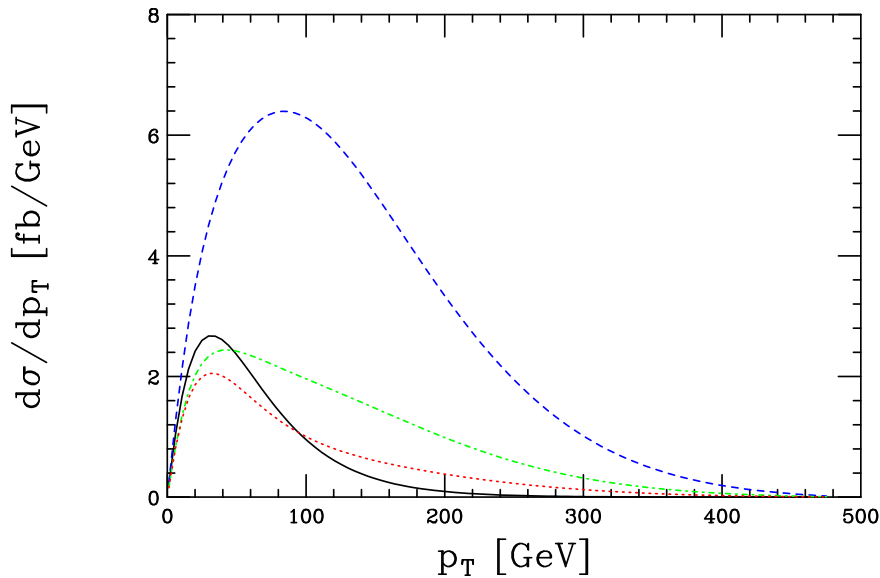


Figure 3: *The transverse momentum distribution in single top production in the $SU(3)$ family model, for $\sqrt{s} = 2$ TeV. Only the t -channel contribution, leading to the tb final state, is included. The solid line is the SM W^* s -channel process. The dashed line corresponds to $M_F = 1.5$ TeV, the dot-dashed line to $M_F = 2$ TeV and the dotted line to $M_F = 2.5$ TeV.*

2.2 $SU(9)$ Chiral Flavor Symmetry

We next consider a natural extension of gauging the quark family symmetry, gauging the full $SU(9)$ symmetry of both the color and family multiplicity of the left handed quarks. Such a symmetry can be implemented as an extended technicolor gauge symmetry (in the spirit of [19]) or in quark universal seesaw models (as in [7]). The $SU(9)$ symmetry commutes with the standard weak $SU(2)_L$ gauge group and acts on the left handed quarks

$$Q_L = \left((t, b)^r, (t, b)^b, (t, b)^g, (c, s)^r, \dots (u, d)^g \right)_L \quad (9)$$

with r, g, b the three QCD colors. The quark couplings to the $SU(9)$ gauge bosons is given by

$$\mathcal{L} = ig_F B^{a\mu} \bar{Q}_L \Lambda^a \gamma_\mu Q_L, \quad (10)$$

with Λ^a the generators of $SU(9)$. These include

$$\frac{1}{\sqrt{3}} \begin{pmatrix} T^a & 0 & 0 \\ 0 & T^a & 0 \\ 0 & 0 & T^a \end{pmatrix}, \frac{1}{\sqrt{6}} \begin{pmatrix} T^a & 0 & 0 \\ 0 & T^a & 0 \\ 0 & 0 & -2T^a \end{pmatrix}, \frac{1}{\sqrt{2}} \begin{pmatrix} T^a & 0 & 0 \\ 0 & -T^a & 0 \\ 0 & 0 & 0 \end{pmatrix}, \quad (11)$$

where T^a are the 8 3x3 QCD generators. $SU(9)$ further contains

$$\frac{1}{\sqrt{2}} \begin{pmatrix} 0 & T^a & 0 \\ T^a & 0 & 0 \\ 0 & 0 & 0 \end{pmatrix}, \frac{1}{\sqrt{12}} \begin{pmatrix} 0 & 1 & 0 \\ 1 & 0 & 0 \\ 0 & 0 & 0 \end{pmatrix}, \frac{1}{\sqrt{2}} \begin{pmatrix} 0 & -iT^a & 0 \\ iT^a & 0 & 0 \\ 0 & 0 & 0 \end{pmatrix}, \frac{1}{\sqrt{12}} \begin{pmatrix} 0 & -i & 0 \\ i & 0 & 0 \\ 0 & 0 & 0 \end{pmatrix} \quad (12)$$

plus the two other similar sets mixing the remaining families. Finally there are two diagonal generators

$$\frac{1}{\sqrt{12}} \begin{pmatrix} 1 & 0 & 0 \\ 0 & -1 & 0 \\ 0 & 0 & 0 \end{pmatrix}, \frac{1}{\sqrt{36}} \begin{pmatrix} 1 & 0 & 0 \\ 0 & 1 & 0 \\ 0 & 0 & -2 \end{pmatrix} \quad (13)$$

The model must also contain interactions which give rise to color for the right handed quarks. For this reason, we include an $SU(3)_{pc}$ proto-color group that acts on the right handed quarks, which will be combined with the $SU(3)_C$ subgroup of $SU(9)_L$ to yield ordinary color. We normalize the proto-color gauge bosons couplings such that they have the same generators as the $SU(9)$ bosons

$$\mathcal{L} = \frac{i}{\sqrt{3}} g_{pc} A^{\mu a} \bar{q}_R \gamma_\mu T^a q_R . \quad (14)$$

At the flavor breaking scale we assume some massive sector breaks the $SU(9)_L \times SU(3)_{pc}$ gauge symmetry down to ordinary color $SU(3)_C$ and a global $SU(3)_F$ group acting on the three families of quarks. The global $SU(3)_F$ symmetry is sufficient to insure the absence of tree-level FCNCs [19].

For simplicity, we will assume the symmetry breaking sector has an $SU(9)_L \times SU(9)_{flavor/color}$ chiral flavor symmetry, under which the symmetry breaking vev transforms as a $(9, \bar{9})$. The majority of the $SU(9)$ gauge bosons will then have mass $M_F = g_F V$. Eight of the $SU(9)_L$ gauge bosons mix with the right handed proto-color group, giving rise to ordinary color and eight massive gluons. The proto-gluons and color-octet flavorons mix through the mass matrix

$$(A^\mu, B^\mu) \begin{pmatrix} g_{pc}^2 & -g_{pc} g_F \\ -g_{pc} g_F & g_F^2 \end{pmatrix} V^2 \begin{pmatrix} A_\mu \\ B_\mu \end{pmatrix} \quad (15)$$

which diagonalizes to

$$(X^\mu, G^\mu) \begin{pmatrix} g_{pc}^2 + g_F^2 & 0 \\ 0 & 0 \end{pmatrix} V^2 \begin{pmatrix} X_\mu \\ G_\mu \end{pmatrix} \quad (16)$$

where

$$\begin{pmatrix} A^\mu \\ B^\mu \end{pmatrix} = \begin{pmatrix} \cos \phi & -\sin \phi \\ \sin \phi & \cos \phi \end{pmatrix} \begin{pmatrix} G_\mu \\ X_\mu \end{pmatrix} \quad (17)$$

with

$$\sin \phi = \frac{g_{pc}}{\sqrt{g_{pc}^2 + g_F^2}}, \quad \cos \phi = \frac{g_F}{\sqrt{g_{pc}^2 + g_F^2}}, \quad (18)$$

and G^μ and X^μ are the gluon and color-octet flavoron respectively.

The low energy QCD coupling, with the standard generator normalization is given by

$$g_c = \frac{g_F g_{pc}}{\sqrt{3(g_{pc}^2 + g_F^2)}} \quad (19)$$

which implies that $\kappa_F \geq 3\alpha_s(2 \text{ TeV})$. The interactions of the SM fermions with the massive color octet (with mass $M_{F'} = \sqrt{g_{pc}^2 + g_F^2} V = M_F/c_\phi$) are given by

$$- g_c \tan \phi X^{a\mu} \bar{q}_R \gamma_\mu T^a q_R + g_c \cot \phi X^{a\mu} \bar{q}_L \gamma_\mu T^a q_L, \quad (20)$$

where $\cot \phi = g_F/g_{pc}$.

As in the case of $SU(3)_F$, the coupling g_F cannot be too large, or it would likely induce an EWS breaking condensate at the flavor scale. Assuming that at low energies the massive gauge boson interactions with the SM fermions can be approximated by a NJL model (ignoring the effects of the mixing of eight of the generators with proto-color in this estimate), then the critical coupling for chiral symmetry breaking in that approximation is

$$\kappa_{crit} = \frac{2N\pi}{(N^2 - 1)} = 0.71. \quad (21)$$

As was the case in the previous two models, the most conspicuous signals are in the dijet spectrum. In the Appendix A.3 we list all the relevant matrix elements for dijet production due to the two gauge bosons with masses M_F and M'_F . In Fig.4 we plot the contributions of these gauge bosons to the cross section ratio as a function of their mass, assuming for simplicity $M_F = M'_F$. Although, in principle, one could expect the effect to be smaller than for the $SU(3)$ chiral familon due to the fact that the critical coupling in eqn.(21) is considerably smaller than that of the $SU(3)$ case, the $SU(9)$ flavorons contribute to a large number of diagrams leading to dijets. In fact, as can be seen in Fig.4, the effects will be stronger in this model. We follow the procedure described earlier to obtain a mass constraint from the Tevatron Run I data. The mass of the $SU(9)$ flavorons is bounded by

$$M_F > 1.9 \text{ TeV}, \quad 95\% \text{ C.L.} \quad (22)$$

This is very similar to the 95% C.L. limit obtained in Ref. [11] from electroweak precision measurements. On the other hand, at $\sqrt{s} = 2 \text{ TeV}$ and with an integrated luminosity of 2 fb^{-1} , Run II at the Tevatron will put a limit of $M_F > 2.7 \text{ TeV}$, where we assume a

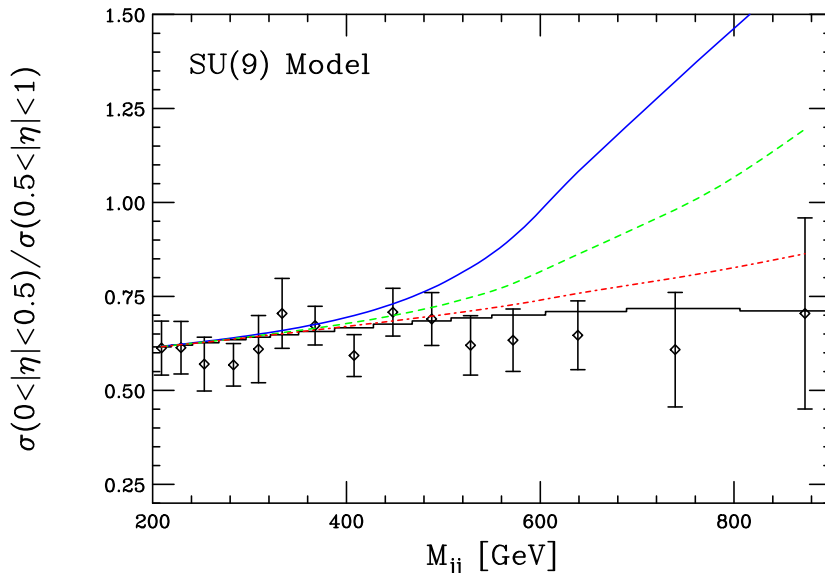


Figure 4: *The ratio of cross sections for $(|\eta| < 0.5)/(0.5 < |\eta| < 1.0)$ vs. the dijet invariant mass, for the $SU(9)$ chiral flavor model, for $M_F = 1.2$ (solid), 1.5 (dashed) and 2 TeV (dot – dash). The data points are from the $D0$ measurement [16], with the error bars including the statistical and systematic errors added in quadrature. The histogram is the NLO QCD prediction from JETRAD, using CTEQ3M parton distribution function.*

30% reduction in systematic errors. This covers a large fraction of the interesting parameter space of this model.

Just as in the chiral quark family model, in the $SU(9)$ model there are also important contributions to anomalous single top production. The fact that some of the $SU(9)$ gauge bosons carry color tends to enhance the interactions when compared to the $SU(3)$ chiral quark model. On the other hand, the critical coupling in this model is considerably smaller than that in the $SU(3)$ case, as can be seen by comparing eqns. (21) with (3). The net effect is a reduction in the single top signal shown in Fig 3, by a factor of

$$\left(\frac{\kappa_F^{SU(9)}}{\kappa_F^{SU(3)}}\right)^2 \times \left(\frac{14}{9}\right) \simeq 0.15 \quad (23)$$

at critical coupling. Since the cross section falls approximately as $1/M_F^4$, this will result in a familon mass bound that is smaller than the one to be obtained in the $SU(3)$ model by a factor of about $\sqrt[4]{0.15} \simeq 0.60$. Thus, since our expectations for Run II in the single top channel in the $SU(3)$ model put the reach somewhere around $M_F > (2 - 2.5)$ TeV, we conclude that the reach of this channel for the $SU(9)$ flavon is still below the Run I mass limit eqn. (22) that we extracted from the dijet data. Although more detailed studies of the single top signal (for instance including all possible single top final states) are possible,

we can safely conclude that this channel will not be competitive with the dijet signal in the $SU(9)$ model at the Tevatron.

2.3 $SU(12)$ Chiral Flavor Symmetry

The final model we consider is one in which we gauge the full $SU(12)$ flavor symmetry of all the left handed SM fermion doublets [19, 7]

$$Q_L = \left((t, b)^r, (t, b)^b, (t, b)^g, (\nu_\tau, \tau), (c, s)^r, \dots (\nu_e, e) \right)_L . \quad (24)$$

This is similar to the $SU(9)$ model, but it also includes a proto-hypercharge interaction that, after the $SU(12)$ breaking, gives rise to the SM $U(1)_Y$. The flavor gauge interactions act as

$$\mathcal{L} = ig_F B^{a\mu} \bar{Q}_L \Lambda^a \gamma_\mu Q_L , \quad (25)$$

with Λ^a the generators of $SU(12)$, which may be conveniently broken down into the following groupings

$$\frac{1}{\sqrt{3}} \begin{pmatrix} P^a & 0 & 0 \\ 0 & P^a & 0 \\ 0 & 0 & P^a \end{pmatrix}, \frac{1}{\sqrt{6}} \begin{pmatrix} P^a & 0 & 0 \\ 0 & P^a & 0 \\ 0 & 0 & -2P^a \end{pmatrix}, \frac{1}{\sqrt{2}} \begin{pmatrix} P^a & 0 & 0 \\ 0 & -P^a & 0 \\ 0 & 0 & 0 \end{pmatrix} \quad (26)$$

where P^a are the 15 4x4 Pati-Salam generators consisting of 8 3x3 blocks that are QCD, 6 step operators between the quarks and leptons and the diagonal generator $1/\sqrt{24} \text{diag}(1, 1, 1, -3)$. $SU(12)$ further contains

$$\frac{1}{\sqrt{2}} \begin{pmatrix} 0 & P^a & 0 \\ P^a & 0 & 0 \\ 0 & 0 & 0 \end{pmatrix}, \frac{1}{\sqrt{16}} \begin{pmatrix} 0 & 1 & 0 \\ 1 & 0 & 0 \\ 0 & 0 & 0 \end{pmatrix}, \frac{1}{\sqrt{2}} \begin{pmatrix} 0 & -iP^a & 0 \\ iP^a & 0 & 0 \\ 0 & 0 & 0 \end{pmatrix}, \frac{1}{\sqrt{16}} \begin{pmatrix} 0 & -i & 0 \\ i & 0 & 0 \\ 0 & 0 & 0 \end{pmatrix} \quad (27)$$

plus the two other similar sets mixing the remaining families. Finally there are two diagonal generators

$$\frac{1}{\sqrt{16}} \begin{pmatrix} 1 & 0 & 0 \\ 0 & -1 & 0 \\ 0 & 0 & 0 \end{pmatrix}, \frac{1}{\sqrt{48}} \begin{pmatrix} 1 & 0 & 0 \\ 0 & 1 & 0 \\ 0 & 0 & -2 \end{pmatrix} \quad (28)$$

In order to ensure the SM gauge groups emerge at low energies we must again introduce a proto-color group as in the $SU(9)$ model above. The first 8 generators of $SU(12)$ in (26) are the same as those in the $SU(9)$ model (11) and hence the discussion of the mixing between the proto-color and the 8 $SU(12)$ gauge bosons follows the discussion in the $SU(9)$ model exactly. In addition, in the $SU(12)$ model we must also include a proto-hypercolor gauge boson. Since the Pati-Salam diagonal generator in the first set of generators in (26) is

the traditional generator for the hypercharge boson's coupling to left handed fermions, the proto-hypercharge gauge boson only has to couple to the right handed fermions. The result of the mixing of these two gauge bosons is the massless SM hypercharge gauge boson plus a massive gauge boson coupling to both left and right handed fermions.

If the interactions of flavoron gauge bosons in Eq. (25) at low energies can be modeled by a NJL lagrangian with coupling $4\pi\kappa/2!M_F^2$, the critical coupling for chiral symmetry breaking is calculated to be

$$\kappa_{crit} = \frac{2N\pi}{(N^2 - 1)} = 0.53 , \quad (29)$$

somewhat smaller than in the $SU(9)$ case in Eq. (21). Note that combined with the lower constraint from the ability to reproduce the QCD coupling ($\kappa_F \geq 3\alpha_s(2 \text{ TeV}) \simeq 0.3$) there is a relatively small window of allowed couplings.

Although this model results in various signals at the Tevatron — such as quark scatterings similar to those of the $SU(9)$ model as well as anomalous contributions to Drell-Yan production arising from the flavoron couplings to leptons — the energy scale of this scenario is severely constrained by data from experiments of Atomic Parity Violation (APV) in Cesium. The parity-violating part of the electron-nucleon interaction can be written as

$$\mathcal{L}_{eq} = \frac{G_F}{\sqrt{2}} \sum_{q=u,d} \{C_{1q}(\bar{e}\gamma_\mu\gamma_5 e)(\bar{q}\gamma^\mu q) + C_{2q}(\bar{e}\gamma_\mu e)(\bar{q}\gamma^\mu\gamma_5 q)\} , \quad (30)$$

where the coefficients C_{1q} and C_{2q} are given in the SM by

$$C_{1q}^{SM} = -(T_3^q - 2Q_q \sin^2 \theta) \quad , \quad C_{2q}^{SM} = -T_3^q(1 - 4 \sin^2 \theta) , \quad (31)$$

and T_3^q is the third component of the quark isospin. The atomic weak charge is then defined as

$$Q_W = -2\{C_{1u}(2Z + N) + C_{1d}(N + 2Z)\} , \quad (32)$$

with Z and N the number of protons and neutrons respectively. The APV experiment finds the atomic charge of Cesium to be [20] $Q_W = -72.06 \pm 0.28 \pm 0.34$, whereas the SM prediction [21] is $Q_W = -73.09 \pm 0.03$. This translates into a deviation from the SM prediction of

$$\Delta Q_W = 1.33 \pm 0.44 . \quad (33)$$

We can write the deviations of Q_W as

$$\Delta Q_W = -376\Delta C_{1u} - 422\Delta C_{1d} . \quad (34)$$

The $SU(12)$ model gives rise to various contributions to ΔQ_W . However, by far the largest of these corresponds to a step operator from the generators in Eq. (26) which connect quarks

to leptons. These result in the non-diagonal effective coupling

$$-\frac{g_F^2}{8M_F^2}(\bar{e}_L\gamma_\mu d_L)(\bar{d}_L\gamma^\mu e_L) . \quad (35)$$

After Fierzing and decomposing into the proper vector and axial pieces, the contribution in (35) gives rise to an effect in the weak charge of Cesium given by

$$\Delta Q_W^F = -80.4\kappa_F \frac{(1 \text{ TeV})^2}{M_F^2} = -42.6 \frac{(1 \text{ TeV})^2}{M_F^2} , \quad (36)$$

where M_F is understood to be measured in TeV, and the last equality is obtained by using $\kappa_F = \kappa_{\text{crit}}$, as defined in (29). Thus not only is this a *large* contribution to $Q_W(Cs)$, but it also has the opposite sign of Eq. (33). For instance, the 3σ bound would be $M_F > 12$ TeV. More conservatively, we can estimate the sensitivity of the APV measurement by taking the error in Eq. (33) as the possible size of the effect. This translates into $M_F > 9.8$ TeV. From the model building point of view this is an undesirably large mass scale and raises the issue of fine-tuning. In any event, it is clear that the APV experiment forces the mass scale in the $SU(12)$ model to be very high and out of reach of the Tevatron.

Finally, we point out that the constraint on the $SU(12)$ model resulting from Eq. (36) is more general since it cannot be completely evaded by lowering the coupling below its critical value. As we mentioned earlier, in order to obtain the correct QCD coupling, κ_F must satisfy $\kappa_F \geq 3\alpha_s(2 \text{ TeV})$. Then, its minimum value of approximately 0.3 translates into the bound $M_F > 7.4$ TeV.

3 Conclusions

We have studied the Tevatron collider bounds on two models of broken, gauged, chiral flavor symmetries; an $SU(3)$ chiral family symmetry and an $SU(9)$ chiral flavor symmetry of the SM quarks. These symmetries have been proposed as playing a significant role in theories of EWS breaking and fermion mass generation and are blessed with a GIM mechanism that suppresses FCNCs allowing the gauge bosons to be relatively light. The strongest Tevatron signals result in dijet production and single top production. We summarize the current limits, from precision data [11] and Run I, on the critically coupled gauge boson masses in Table 1 - they are comparable. The Run II expectations are also displayed and should become the leading constraints on the models.

In the $SU(3)$ model both, dijet and anomalous single top production, are likely to be important signals. On the other hand, in the $SU(9)$ model the dijet cross section receives a large enhancement due to the fact that some of the flavor gauge bosons carry color, resulting

in more diagrams contributing (see Appendix A.3). However, since the critical coupling is considerably smaller than in the $SU(3)$ case, the single top signal – even after taking into account the color enhancement – is reduced. Thus, the single top channel is crucial in order to separate these two models as the possible origin of a hypothetical deviation in the dijet sample.

For comparison we also display in Table I the equivalent limits for the Universal Coloron model of [14, 15] - in this model the chiral $SU(3)_L \times SU(3)_R$ color group of the quarks is gauged and broken to the QCD group leaving axially coupling massive colorons. This model is considerably more strongly constrained in part because of its large critical coupling and because the dijet channel is a particularly good probe of extra color like interactions. It is notable that in the models we have explored the gauge bosons are potentially lighter, as one might hope if they played a role in EWS breaking, and that the Tevatron can hope to probe interesting regions of parameter space.

Finally we have pointed out a further low energy precision constraint on models where the flavor symmetry is enlarged to include the lepton sector. In particular an $SU(12)$ gauged chiral flavor model gives contributions in low energy atomic parity violation experiments that place the bound on the gauge boson masses out of the Tevatron’s reach.

	EPM	Run I	Run II
Universal Coloron	3	4.3	7
$SU(3)_F$	1.9	1.55	2.5 (single top)
$SU(9)_F$	1.9	1.9	2.7
$SU(12)_F$	10 (APV)	No reach	No reach

Table I: *The 95% C.L. bounds (or sensitivity) on the models discussed. The numbers correspond to the mass of the gauge bosons in TeV if its coupling is critical. The first column comes from electroweak precision measurements and is taken from Ref. [11]. The Run I bounds as well as the Run II sensitivities (for $2fb^{-1}$) summarize our results. They come from the dijet analysis, with the exception of the Run II reach for the $SU(3)$ chiral quark model which comes from single top production.*

Acknowledgments

This work was supported in part by the Department of Energy under grants DE-FG02-91ER40676 and DE-FG02-95ER40896. N.E. is grateful for the support of a PPARC Ad-

vanced Research Fellowship. G.B. acknowledges the hospitality of the High Energy Physics Group at the University of Sao Paulo, where part of this work was completed.

Appendix: Cross Sections

We present some standard tree-level expressions for cross sections.

$$\frac{d\sigma}{dt} = \frac{1}{16\pi} \frac{1}{s^2} |\mathcal{M}|^2 \quad (\text{A.1})$$

To obtain the full cross section we must average over initial states and sum over final states. Summing over spins and splitting the matrix element into chiral components we have

$$\bar{L}L \rightarrow \bar{L}L : \frac{1}{4} \sum_{spin} |\mathcal{M}|^2 = u^2 \left| \sum_i P_i Q_i \right|^2 \quad (\text{A.2})$$

$$\bar{L}R \rightarrow \bar{L}R : \frac{1}{4} \sum_{spin} |\mathcal{M}|^2 = s^2 \left| \sum_i P_i Q_i \right|^2 \quad (\text{A.3})$$

$$\bar{L}L \rightarrow \bar{R}R : \frac{1}{4} \sum_{spin} |\mathcal{M}|^2 = t^2 \left| \sum_i P_i Q_i \right|^2 \quad (\text{A.4})$$

where P_i is the propagator factor associated with each diagram taking the form

$$P_i = \frac{-i}{q_i^2 - M_F^2 + i\Gamma_F M_F} \quad (\text{A.5})$$

and one must sum over all gauge bosons and $q_i^2 = s, t$ channels. Q_i are the group theory factors associated with each diagram. Application of the above construction kit and averaging over initial color states (1/9) and summing final color states gives the QCD backgrounds and flavor model contributions to dijet processes.

A.1 QCD Backgrounds

$$\frac{d\sigma}{dt}(qq \rightarrow qq) = \frac{4\pi\alpha_s^2}{9s^2} \left(\frac{u^2 + s^2}{t^2} + \frac{t^2 + s^2}{u^2} - \frac{2s^2}{3ut} \right) \quad (\text{A.6})$$

$$\frac{d\sigma}{dt}(q\tilde{q} \rightarrow q\tilde{q}) = \frac{4\pi\alpha_s^2}{9s^2} \left(\frac{s^2 + u^2}{t^2} \right) \quad (\text{A.7})$$

$$\frac{d\sigma}{dt}(q\bar{q} \rightarrow \tilde{q}\bar{\tilde{q}}) = \frac{4\pi\alpha_s^2}{9s^4} (t^2 + u^2) \quad (\text{A.8})$$

$$\frac{d\sigma}{dt}(q\bar{q} \rightarrow q\bar{q}) = \frac{4\pi\alpha_s^2}{9s^2} \left(\frac{s^2 + u^2}{t^2} + \frac{t^2 + u^2}{s^2} - \frac{2u^2}{3st} \right) \quad (\text{A.9})$$

$$\frac{d\sigma}{dt}(q\bar{q} \rightarrow q\bar{q}) = \frac{4\pi\alpha_s^2}{9s^s} \left(\frac{s^2 + u^2}{t^2} \right) \quad (\text{A.10})$$

$$\frac{d\sigma}{dt}(gg \rightarrow q\bar{q}) = \frac{\pi\alpha_s^2}{6s^2} \left(\frac{u}{t} + \frac{t}{u} - \frac{9}{4} \frac{t^2 + u^2}{s^2} \right) \quad (\text{A.11})$$

$$\frac{d\sigma}{dt}(q\bar{q} \rightarrow gg) = \frac{32\pi\alpha_s^2}{27s^2} \left(\frac{u}{t} + \frac{t}{u} - \frac{9}{4} \frac{t^2 + u^2}{s^2} \right) \quad (\text{A.12})$$

$$\frac{d\sigma}{dt}(qg \rightarrow qg) = \frac{4\pi\alpha_s^2}{9s^2} \left(-\frac{u}{s} - \frac{s}{u} + \frac{9}{4} \frac{s^2 + u^2}{t^2} \right) \quad (\text{A.13})$$

$$\frac{d\sigma}{dt}(gg \rightarrow gg) = \frac{9\pi\alpha_s^2}{2s^2} \left(3 - \frac{tu}{s^2} - \frac{su}{t^2} - \frac{st}{u^2} \right) \quad (\text{A.14})$$

A.2 Chiral Quark Family Symmetry: Matrix Elements into dijets.

$$\begin{aligned} \Delta|\mathcal{M}(qq \rightarrow qq)|^2 &= (4\pi)^2 \kappa^2 s^2 \left| \frac{1}{3}P_t - \frac{1}{3}P_u \right|^2 \\ &\quad - \frac{(4\pi)^2 \kappa \alpha_s s^2}{9} \text{Re} \left(\frac{1}{t}P_t + \frac{1}{u}P_u - \frac{1}{u}P_t - \frac{1}{t}P_u \right) \end{aligned} \quad (\text{A.15})$$

$$\Delta|\mathcal{M}(ud \rightarrow ud)|^2 = \frac{(4\pi)^2 \kappa^2 s^2}{9} |P_t|^2 + \frac{(4\pi)^2 \kappa \alpha_s s^2}{9} \text{Re} \left(\frac{1}{t}P_t \right) \quad (\text{A.16})$$

$$\Delta|\mathcal{M}(us \rightarrow us)|^2 = \frac{(4\pi)^2 \kappa^2 s^2}{36} |P_t|^2 + \frac{(4\pi)^2 \kappa \alpha_s s^2}{18} \text{Re} \left(\frac{1}{t}P_t \right) \quad (\text{A.17})$$

$$\Delta|\mathcal{M}(ds \rightarrow ds)|^2 = (4\pi)^2 \kappa^2 s^2 \left| \frac{1}{6}P_t + \frac{1}{2}P_u \right|^2 + \frac{(4\pi)^2 \kappa \alpha_s s^2}{3} \text{Re} \left(\frac{1}{6t}P_t + \frac{1}{2t}P_u \right) \quad (\text{A.18})$$

$$\Delta|\mathcal{M}(q\bar{q} \rightarrow q\bar{q})|^2 = (4\pi)^2 \kappa^2 u^2 \left| \frac{1}{3}P_t - \frac{1}{3}P_s \right|^2 - \frac{(4\pi)^2 \kappa \alpha_s u^2}{9} \text{Re} \left(\frac{1}{s}P_t + \frac{1}{t}P_s \right) \quad (\text{A.19})$$

$$\Delta|\mathcal{M}(u\bar{u} \rightarrow d\bar{d})|^2 = (4\pi)^2 \kappa^2 u^2 \left| \frac{1}{3}P_s \right|^2 \quad (\text{A.20})$$

$$\Delta|\mathcal{M}(u\bar{u} \rightarrow s\bar{s})|^2 = (4\pi)^2 \kappa^2 u^2 \left| \frac{1}{6}P_s \right|^2 \quad (\text{A.21})$$

$$\Delta|\mathcal{M}(d\bar{d} \rightarrow s\bar{s})|^2 = (4\pi)^2 \kappa^2 u^2 \left| \frac{1}{6}P_s + \frac{1}{2}P_t \right|^2 - \frac{(4\pi)^2 \kappa \alpha_s u^2}{6} \text{Re} \left(\frac{1}{s}P_t \right) \quad (\text{A.22})$$

$$\Delta|\mathcal{M}(s\bar{d} \rightarrow s\bar{d})|^2 = (4\pi)^2 \kappa^2 u^2 \left| \frac{1}{2}P_s + \frac{1}{6}P_t \right|^2 - \frac{(4\pi)^2 \kappa \alpha_s u^2}{6} \text{Re} \left(\frac{1}{t}P_s \right) \quad (\text{A.23})$$

$$\Delta|\mathcal{M}(u\bar{d} \rightarrow u\bar{d})|^2 = (4\pi)^2 \kappa^2 u^2 \left| \frac{1}{3}P_t \right|^2 \quad (\text{A.24})$$

$$\Delta|\mathcal{M}(u\bar{s} \rightarrow u\bar{s})|^2 = (4\pi)^2 \kappa^2 u^2 \left| \frac{1}{6}P_t \right|^2, \quad (\text{A.25})$$

$$(\text{A.26})$$

where P_s , P_t and P_u are defined by eqn.(A.5) and basically reflect the gauge boson propagator in the appropriate channel. Among the familon contributions we also include the interference with the gluon.

A.3 SU(9) Chiral Flavor Symmetry. Matrix elements into dijets.

$$\begin{aligned}
|\mathcal{M}(q_L q_L \rightarrow q_L q_L)|^2 &= \frac{2(4\pi)^2 s^2}{9} \left(\left| \frac{\alpha_s}{t} + \frac{2\kappa}{3} P_t^F + \alpha_s \cot^2 \phi P_t^{F'} \right|^2 \right. \\
&\quad \left. + \left| \frac{\alpha_s}{u} + \frac{2\kappa}{3} P_u^F + \alpha_s \cot^2 \phi P_u^{F'} \right|^2 \right. \\
&\quad \left. - \frac{2}{3} \text{Re} \left[\left(\frac{\alpha_s}{t} + \frac{2\kappa}{3} P_t^F + \alpha_s \cot^2 \phi P_t^{F'} \right) \left(\frac{\alpha_s}{u} + \frac{2\kappa}{3} P_u^F + \alpha_s \cot^2 \phi P_u^{F'} \right) \right] \right) \quad (\text{A.27})
\end{aligned}$$

$$\begin{aligned}
|\mathcal{M}(q_R q_R \rightarrow q_R q_R)|^2 &= \frac{2(4\pi)^2 s^2}{9} \left(\left| \frac{\alpha_s}{t} + \alpha_s \tan^2 \phi P_t^{F'} \right|^2 + \left| \frac{\alpha_s}{u} + \alpha_s \tan^2 \phi P_u^{F'} \right|^2 \right. \\
&\quad \left. - \frac{2}{3} \text{Re} \left[\left(\frac{\alpha_s}{u} + \alpha_s \tan^2 \phi P_u^{F'} \right) \left(\frac{\alpha_s}{t} + \alpha_s \tan^2 \phi P_t^{F'} \right) \right] \right) \quad (\text{A.28})
\end{aligned}$$

$$|\mathcal{M}(q_L q_R \rightarrow q_L q_R)|^2 = \frac{2(4\pi)^2 u^2}{9} \left| \frac{\alpha_s}{t} - \alpha_s P_t^{F'} \right|^2 \quad (\text{A.29})$$

$$|\mathcal{M}(q_L q_R \rightarrow q_R q_L)|^2 = \frac{2(4\pi)^2 t^2}{9} \left| \frac{\alpha_s}{u} - \alpha_s P_u^{F'} \right|^2 \quad (\text{A.30})$$

$$|\mathcal{M}(u_L d_L \rightarrow u_L d_L)|^2 = \frac{2(4\pi)^2 s^2}{9} \left| \frac{\alpha_s}{t} + \frac{2\kappa}{3} P_t^F + \alpha_s \cot^2 \phi P_t^{F'} \right|^2 \quad (\text{A.31})$$

$$|\mathcal{M}(u_R d_R \rightarrow u_R d_R)|^2 = \frac{2(4\pi)^2 s^2}{9} \left| \frac{\alpha_s}{t} + \alpha_s \tan^2 \phi P_t^{F'} \right|^2 \quad (\text{A.32})$$

$$|\mathcal{M}(u_L d_R \rightarrow u_L d_R)|^2 = |\mathcal{M}(u_R d_L \rightarrow u_R d_L)|^2 = \frac{2(4\pi)^2 u^2}{9} \left| \frac{\alpha_s}{t} - \alpha_s P_t^{F'} \right|^2 \quad (\text{A.33})$$

$$|\mathcal{M}(u_L s_L \rightarrow u_L s_L)|^2 = \frac{2(4\pi)^2 s^2}{9} \left| \frac{\alpha_s}{t} - \frac{\kappa}{3} P_t^F + \alpha_s \cot^2 \phi P_t^{F'} \right|^2 \quad (\text{A.34})$$

$$|\mathcal{M}(u_R s_R \rightarrow u_R s_R)|^2 = \frac{2(4\pi)^2 s^2}{9} \left| \frac{\alpha_s}{t} + \alpha_s \tan^2 \phi P_t^{F'} \right|^2 \quad (\text{A.35})$$

$$|\mathcal{M}(u_L s_R \rightarrow u_L s_R)|^2 = |\mathcal{M}(u_R s_L \rightarrow u_R s_L)|^2 = \frac{2(4\pi)^2 u^2}{9} \left| \frac{\alpha_s}{t} - \alpha_s P_t^{F'} \right|^2 \quad (\text{A.36})$$

$$\begin{aligned}
|\mathcal{M}(d_L s_L \rightarrow d_L s_L)|^2 &= \frac{2(4\pi)^2 s^2}{9} \left(\left| \frac{\alpha_s}{t} - \frac{\kappa}{3} P_t^F + \alpha_s \cot^2 \phi P_t^{F'} \right|^2 \right. \\
&\quad \left. + |\kappa P_s^F|^2 - \frac{2}{3} \text{Re} \left[\kappa P_s^F \left(\frac{\alpha_s}{t} - \frac{\kappa}{3} P_t^F + \alpha_s \cot^2 \phi P_t^{F'} \right) \right] \right) \quad (\text{A.37})
\end{aligned}$$

$$|\mathcal{M}(d_R s_R \rightarrow d_R s_R)|^2 = \frac{2(4\pi)^2 s^2}{9} \left| \frac{\alpha_s}{t} + \alpha_s \tan^2 \phi P_t^{F'} \right|^2 \quad (\text{A.38})$$

$$|\mathcal{M}(d_L s_R \rightarrow d_L s_R)|^2 = |\mathcal{M}(d_R s_L \rightarrow d_R s_L)|^2 = \frac{2(4\pi)^2 u^2}{9} \left| \frac{\alpha_s}{t} - \alpha_s P_t^{F'} \right|^2 \quad (\text{A.39})$$

$$\begin{aligned}
|\mathcal{M}(q_L \bar{q}_L \rightarrow q_L \bar{q}_L)|^2 &= \frac{2(4\pi)^2 u^2}{9} \left(\left| \frac{\alpha_s}{s} + \frac{2\kappa}{3} P_s^F + \alpha_s \cot^2 \phi P_s^{F'} \right|^2 \right. \\
&\quad \left. + \left| \frac{\alpha_s}{t} + \frac{2\kappa}{3} P_t^F + \alpha_s \cot^2 \phi P_t^{F'} \right|^2 \right. \\
&\quad \left. - \frac{2}{3} \text{Re} \left[\left(\frac{\alpha_s}{s} + \frac{2\kappa}{3} P_s^F + \alpha_s \cot^2 \phi P_s^{F'} \right) \left(\frac{\alpha_s}{t} + \frac{2\kappa}{3} P_t^F + \alpha_s \cot^2 \phi P_t^{F'} \right) \right] \right) \quad (\text{A.40})
\end{aligned}$$

$$|\mathcal{M}(q_R \bar{q}_R \rightarrow q_R \bar{q}_R)|^2 = \frac{2(4\pi)^2 u^2}{9} \left(\left| \frac{\alpha_s}{s} + \alpha_s \tan^2 \phi P_s^{F'} \right|^2 + \left| \frac{\alpha_s}{t} + \alpha_s \tan^2 \phi P_t^{F'} \right|^2 \right) \quad (\text{A.41})$$

$$- \frac{2}{3} \text{Re} \left[\left(\frac{\alpha_s}{s} + \alpha_s \tan^2 \phi P_s^{F'} \right) \left(\frac{\alpha_s}{t} + \alpha_s \tan^2 \phi P_t^{F'} \right) \right] \quad (\text{A.42})$$

$$|\mathcal{M}(q_L \bar{q}_L \rightarrow q_R \bar{q}_R)|^2 = |\mathcal{M}(q_R \bar{q}_R \rightarrow q_L \bar{q}_L)|^2 = \frac{2(4\pi)^2 t^2}{9} \left| \frac{\alpha_s}{s} - \alpha_s P_s^{F'} \right|^2 \quad (\text{A.43})$$

$$|\mathcal{M}(q_L \bar{q}_R \rightarrow q_L \bar{q}_R)|^2 = |\mathcal{M}(q_R \bar{q}_L \rightarrow q_R \bar{q}_L)|^2 = \frac{2(4\pi)^2 s^2}{9} \left| \frac{\alpha_s}{t} - \alpha_s P_t^{F'} \right|^2 \quad (\text{A.44})$$

$$|\mathcal{M}(u_L \bar{u}_L \rightarrow d_L \bar{d}_L)|^2 = \frac{2(4\pi)^2 u^2}{9} \left| \frac{\alpha_s}{s} + \frac{2\kappa}{3} P_s^F + \alpha_s \cot^2 \phi P_s^{F'} \right|^2 \quad (\text{A.45})$$

$$|\mathcal{M}(u_R \bar{u}_R \rightarrow d_R \bar{d}_R)|^2 = \frac{2(4\pi)^2 u^2}{9} \left| \frac{\alpha_s}{s} + \alpha_s \cot^2 \phi P_s^{F'} \right|^2 \quad (\text{A.46})$$

$$|\mathcal{M}(u_L \bar{u}_L \rightarrow d_R \bar{d}_R)|^2 = |\mathcal{M}(u_R \bar{u}_R \rightarrow d_L \bar{d}_L)|^2 = \frac{2(4\pi)^2 t^2}{9} \left| \frac{\alpha_s}{s} - \alpha_s P_s^{F'} \right|^2 \quad (\text{A.47})$$

$$|\mathcal{M}(u_L \bar{u}_L \rightarrow s_L \bar{s}_L)|^2 = \frac{2(4\pi)^2 u^2}{9} \left| \frac{\alpha_s}{s} - \frac{\kappa}{3} P_s^F + \alpha_s \cot^2 \phi P_s^{F'} \right|^2 \quad (\text{A.48})$$

$$|\mathcal{M}(u_R \bar{u}_R \rightarrow s_R \bar{s}_R)|^2 = \frac{2(4\pi)^2 u^2}{9} \left| \frac{\alpha_s}{s} + \alpha_s \tan^2 \phi P_s^{F'} \right|^2 \quad (\text{A.49})$$

$$|\mathcal{M}(u_L \bar{u}_L \rightarrow s_R \bar{s}_R)|^2 = |\mathcal{M}(u_R \bar{u}_R \rightarrow s_L \bar{s}_L)|^2 = \frac{2(4\pi)^2 t^2}{9} \left| \frac{\alpha_s}{s} - \alpha_s P_s^{F'} \right|^2 \quad (\text{A.50})$$

$$|\mathcal{M}(d_L \bar{d}_L \rightarrow s_L \bar{s}_L)|^2 = \frac{2(4\pi)^2 u^2}{9} \left(\left| \frac{\alpha_s}{s} - \frac{\kappa}{3} P_s^F + \alpha_s \cot^2 \phi P_s^{F'} \right|^2 + \frac{1}{2} \left| \kappa P_t^F \right|^2 \right) \quad (\text{A.51})$$

$$- \frac{1}{3} \text{Re} \left[\left(\frac{\alpha_s}{s} - \frac{\kappa}{3} P_s^F + \alpha_s \cot^2 \phi P_s^{F'} \right) \kappa P_t^F \right] \quad (\text{A.52})$$

$$|\mathcal{M}(d_R \bar{d}_R \rightarrow s_R \bar{s}_R)|^2 = \frac{2(4\pi)^2 u^2}{9} \left| \frac{\alpha_s}{s} + \alpha_s \tan^2 \phi P_s^{F'} \right|^2 \quad (\text{A.53})$$

$$|\mathcal{M}(d_L \bar{d}_L \rightarrow s_R \bar{s}_R)|^2 = |\mathcal{M}(d_R \bar{d}_R \rightarrow s_L \bar{s}_L)|^2 = \frac{2(4\pi)^2 t^2}{9} \left| \frac{\alpha_s}{s} - \alpha_s P_s^{F'} \right|^2 \quad (\text{A.54})$$

$$|\mathcal{M}(s_L \bar{d}_L \rightarrow s_L \bar{d}_L)|^2 = \frac{2(4\pi)^2 u^2}{9} \left(\left| \frac{\alpha_s}{t} - \frac{\kappa}{3} P_t^F + \alpha_s \cot^2 \phi P_t^{F'} \right|^2 + \frac{1}{2} \left| \kappa P_s^F \right|^2 - \frac{1}{3} Re \left[\kappa P_s^F \left(\frac{\alpha_s}{t} - \frac{\kappa}{3} P_t^F + \alpha_s \cot^2 \phi P_t^{F'} \right) \right] \right) \quad (\text{A.55})$$

$$|\mathcal{M}(s_R \bar{d}_R \rightarrow s_R \bar{d}_R)|^2 = \frac{2(4\pi)^2 u^2}{9} \left| \frac{\alpha_s}{t} + \alpha_s \tan^2 \phi P_t^{F'} \right|^2 \quad (\text{A.56})$$

$$|\mathcal{M}(s_L \bar{d}_R \rightarrow s_L \bar{d}_R)|^2 = |\mathcal{M}(s_R \bar{d}_L \rightarrow s_R \bar{d}_L)|^2 = \frac{2(4\pi)^2 s^2}{9} \left| \frac{\alpha_s}{t} - \alpha_s P_t^{F'} \right|^2 \quad (\text{A.57})$$

$$|\mathcal{M}(u_L \bar{d}_L \rightarrow u_L \bar{d}_L)|^2 = \frac{2(4\pi)^2 u^2}{9} \left(\left| \frac{\alpha_s}{t} + \frac{2\kappa}{3} P_t^F + \alpha_s \cot^2 \phi P_t^{F'} \right|^2 \right) \quad (\text{A.58})$$

$$|\mathcal{M}(u_R \bar{d}_R \rightarrow u_R \bar{d}_R)|^2 = \frac{2(4\pi)^2 u^2}{9} \left| \frac{\alpha_s}{t} + \alpha_s \tan^2 \phi P_t^{F'} \right|^2 \quad (\text{A.59})$$

$$|\mathcal{M}(u_L \bar{d}_R \rightarrow u_L \bar{d}_R)|^2 = |\mathcal{M}(u_R \bar{d}_L \rightarrow u_R \bar{d}_L)|^2 = \frac{2(4\pi)^2 s^2}{9} \left| \frac{\alpha_s}{t} - \alpha_s P_t^{F'} \right|^2 \quad (\text{A.60})$$

$$|\mathcal{M}(u_L \bar{s}_L \rightarrow u_L \bar{s}_L)|^2 = \frac{2(4\pi)^2 u^2}{9} \left(\left| \frac{\alpha_s}{t} - \frac{\kappa}{3} P_t^F + \alpha_s \cot^2 \phi P_t^{F'} \right|^2 \right) \quad (\text{A.61})$$

$$|\mathcal{M}(u_R \bar{s}_R \rightarrow u_R \bar{s}_R)|^2 = \frac{2(4\pi)^2 u^2}{9} \left| \frac{\alpha_s}{t} + \alpha_s \tan^2 \phi P_t^{F'} \right|^2 \quad (\text{A.62})$$

$$|\mathcal{M}(u_L \bar{s}_R \rightarrow u_L \bar{s}_R)|^2 = |\mathcal{M}(u_R \bar{s}_L \rightarrow u_R \bar{s}_L)|^2 = \frac{2(4\pi)^2 s^2}{9} \left| \frac{\alpha_s}{t} - \alpha_s P_t^{F'} \right|^2 \quad (\text{A.63})$$

References

- [1] S. Dimopolous and L. Susskind, *Nucl. Phys.* **B155** 237 (1979); E. Eitchen and K. Lane, *Phys. Lett.* **B90** 125 (1980).
- [2] S. Weinberg, *Phys. Rev.* **D19** 1277 (1979); L. Suskind, *Phys. Rev.* **D20** 2619 (1979); E. Farhi and L. Susskind, *Phys. Report* 74 No.3 277 (1981).
- [3] Y. Nambu, “New Theories In Physics”, Proc. XI Warsaw Symposium on Elementary Particle Physics, (ed. Z. Adjuk *et al.*, publ. World Scientific, Singapore, 1989); V.A. Miransky, M.Tanabashi and M. Yamawaki, *Phys. Lett.* **B221** (1989) 177; R.R. Mendel and V.A. Miransky, *Phys. Lett.* **B 268** 384 (1991); W.A. Bardeen, C.T. Hill and M.Lindner, *Phys. Rev.* **D41** 1647 (1990).
- [4] C. T. Hill, *Phys. Lett.* **B345**, 483 (1995).
- [5] S. F. King, *Phys. Rev.* **D45**, 990 (1992).
- [6] B. Dobrescu and C. T. Hill, *Phys. Rev. Lett.* **81** 2634 (1998); R.S. Chivukula, B.A. Dobrescu, H. Georgi and C.T. Hill, **hep-ph/9809470**.
- [7] G. Burdman and N. Evans; *Phys. Rev.* **D59** (1999) 115005.
- [8] R. S. Chivukula and H. Georgi, *Phys. Lett.* **188B** 99 (1987).
- [9] H. Georgi, “Technicolor and Families”, Proc. 1990 International Workshop On Strong Coupling Gauge Theories And Beyond, (ed. T. Muta and K. Yamawaki, publ. World Scientific, Singapore,1991); H. Georgi, *Nucl. Phys.* **B416** 699 (1994).
- [10] R.S. Chivukula and J. Terning; *Phys. Lett.* **B385** (1996) 209.
- [11] G. Burdman, R. S. Chivukula and N. Evans, *Phys. Rev.* **D61** 035009 (2000).
- [12] R.S. Chivukula, A.G. Cohen and E.H. Simmons 1996. 8pp. *Phys. Lett.* **B380** (1996) 92.
- [13] Y. Nambu and G. Jona-Lasinio; *Phys. Rev.* **122** (1961) 345.
- [14] E. H. Simmons, *Phys. Rev.* **D55** 1678 (1997).
- [15] I. Bertram and E. H. Simmons, *Phys. Lett.* **B443** 347 (1998).
- [16] B. Abbot *et al.*, the D0 collaboration, *Phys. Rev. Lett.* **89** 2457 (1999).

- [17] P. Koehn, the CDF Collaboration, FERMILAB-CONF-99/306-E. Published Proceedings International Europhysics Conference on High-Energy Physics (EPS-HEP 99), Tampere, Finland, July 15-21, 1999.
- [18] T. Stelzer, Z. Sullivan and S. Willenbrock, *Phys. Rev.* **D58** 094021 (1998).
- [19] L. Randall, *Nucl. Phys.* **B403** 122 (1993).
- [20] S. C. Bennet and C. E. Wieman, *Phys. Rev. Lett.*, **82** 2484 (1999).
- [21] C. Caso *et al.*, *Eur. Phys. J.* **C3** 1 (1998). The most recent value of $Q_W(Cs)$ can be found in 1999 update of the PDG at <http://pdg.lbl.gov>.