

Pair production of neutral Higgs bosons at the CERN Large Hadron Collider

A. A. Barrientos Bendezú and B. A. Kniehl

II. Institut für Theoretische Physik, Universität Hamburg,
Luruper Chaussee 149, 22761 Hamburg, Germany

Abstract

We study the hadroproduction of two neutral Higgs bosons in the minimal supersymmetric extension of the standard model (MSSM), which provides a handle on the trilinear Higgs couplings. We include the contributions from quark-antiquark annihilation at the tree level and those from gluon-gluon fusion, which proceeds via quark and squark loops. We list compact results for the tree-level partonic cross sections and the squark loop amplitudes, and we confirm previous results for the quark loop amplitudes. We quantitatively analyze the hadronic cross sections at the CERN Large Hadron Collider assuming a favorable supergravity-inspired MSSM scenario.

PACS numbers: 12.60.Fr, 12.60.Jv, 13.85.-t

1 Introduction

The search for Higgs bosons will be among the prime tasks of the CERN Large Hadron Collider (LHC) [1]. While the standard model (SM) of elementary-particle physics contains one complex Higgs doublet, from which one neutral CP -even Higgs boson H emerges in the physical particle spectrum after the spontaneous breakdown of the electroweak symmetry, the Higgs sector of the minimal supersymmetric extension of the SM (MSSM) consists of a two-Higgs-doublet model (2HDM) and accommodates five physical Higgs bosons: the neutral CP -even h^0 and H^0 bosons, the neutral CP -odd A^0 boson, and the charged H^\pm -boson pair. At the tree level, the MSSM Higgs sector has two free parameters, which are usually taken to be the mass m_{A^0} of the A^0 boson and the ratio $\tan\beta = v_2/v_1$ of the vacuum expectation values of the two Higgs doublets.

In the SM, the trilinear and quartic Higgs-boson couplings are proportional to the square of the Higgs-boson mass, and they are uniquely fixed once the latter is known. In the MSSM, the various Higgs-boson self-couplings are determined by the gauge couplings multiplied with trigonometric factors that depend on α , the mixing angle that rotates the weak CP -even Higgs eigenstates into the mass eigenstates h^0 and H^0 , and β [2] [see Eq. (A.1)].

At the LHC, the trilinear Higgs-boson couplings may be probed by studying the inclusive hadroproduction of Higgs-boson pairs. These couplings enter the stage via the Feynman diagrams where a virtual neutral Higgs boson is produced in the s channel through $q\bar{q}$ annihilation or gg fusion and in turn decays into a pair of neutral or charged Higgs bosons. Specifically, the partonic subprocesses include $q\bar{q} \rightarrow HH$ and $gg \rightarrow HH$ in the SM, and $q\bar{q} \rightarrow \phi_1\phi_2, H^+H^-$ and $gg \rightarrow \phi_1\phi_2, H^+H^-$ in the MSSM, where $\phi_i = h^0, H^0, A^0$. At the tree level, there are two mechanisms of $q\bar{q}$ annihilation. On the one hand, it can proceed via a Z boson (Drell-Yan process) if an appropriate Higgs-Higgs- Z coupling exists. On the other hand, the Higgs bosons can be radiated off the q -quark line if the relevant Yukawa couplings are sufficiently strong. In the SM, $q\bar{q}$ annihilation is greatly suppressed due to the absence of a HHZ coupling and the smallness of the $Hq\bar{q}$ couplings for the active quarks contained inside the proton, $q = u, d, s, c, b$. In the MSSM, however, we have $h^0 A^0 Z$ and $H^0 A^0 Z$ couplings at the tree level [see Eq. (A.2)], and the $\phi_i b\bar{b}$ couplings are generally strong if $\tan\beta$ is large [see Eq. (A.3)]. In the SM, gg fusion is mediated via heavy-quark loops. In the MSSM, there are additional contributions from squark loops. The SM case was studied in Ref. [3]. As for H^+H^- pair production, $q\bar{q}$ annihilation was investigated in Refs. [4,5], the quark loop contribution to gg fusion in Refs. [5,6,7], and the squark loop one in Refs. [5,7]. As for the pair production of neutral Higgs bosons in the MSSM, $q\bar{q}$ annihilation via a Z boson was analyzed in Ref. [8] and the quark and squark loop contributions to gg fusion in Refs. [9] and [10], respectively. In Ref. [8], also the QCD corrections to $q\bar{q}$ annihilation via a Z boson and to gg fusion via an infinitely heavy top quark were considered. The processes of associated production of a neutral Higgs-boson pair with a dijet (in addition to the remnant jets), an intermediate boson, or another neutral Higgs boson were found to have cross sections that are greatly suppressed, by more than an order of magnitude, compared to those of the respective

processes without those additional final-state particles [11].

The purpose of this paper is to reanalyze the pair production of neutral Higgs bosons in the MSSM, both via $q\bar{q}$ annihilation and gg fusion. In the case of $q\bar{q}$ annihilation, we also allow for $q = b$. This makes it necessary to include a new class of diagrams involving b -quark Yukawa couplings, which are depicted in Fig. 1(a) and the second and third lines of Fig. 1(b). These come in addition to the Drell-Yan diagram, shown in the first line of Fig. 1(b), which is already present for $q = u, d, s, c$. For final states with an even number of CP -even Higgs bosons, $\phi_1\phi_2 = h^0h^0, h^0H^0, H^0H^0, A^0A^0$, $b\bar{b}$ annihilation is the only production mechanism at the tree level. As we shall see, its cross section is comparable to — and in certain areas of the MSSM parameter space even in excess of — the one of gg fusion. For final states with an odd number of CP -even Higgs bosons, $\phi_1\phi_2 = h^0A^0, H^0A^0$, $b\bar{b}$ annihilation significantly enhances the Drell-Yan contribution for large values of $\tan\beta$. As for gg fusion, we reproduce the analytical and numerical results for the quark loop contributions of Ref. [9]. Apart from obvious typographical errors, we also agree with the formulas for the squark loop contributions listed in Ref. [10]. However, we find their numerical size to be considerably smaller than what was found in Ref. [10].

As for $b\bar{b}$ annihilation, it should be noted that the treatment of bottom as an active flavor inside the colliding hadrons leads to an effective description, which comprises contributions from the higher-order subprocesses $gb \rightarrow \phi_1\phi_2b$, $g\bar{b} \rightarrow \phi_1\phi_2\bar{b}$, and $gg \rightarrow \phi_1\phi_2b\bar{b}$. If all these subprocesses are to be explicitly included along with $b\bar{b} \rightarrow \phi_1\phi_2$, then it is necessary to employ a judiciously subtracted parton density function (PDF) for the b quark in order to avoid double counting [12]. The evaluation of $b\bar{b} \rightarrow \phi_1\phi_2$ with an unsubtracted b -quark PDF is expected to slightly overestimate the true cross section [12]. For simplicity, we shall nevertheless adopt this effective approach in our analysis, keeping in mind that a QCD-correction factor below unity is to be applied.

In order to reduce the number of unknown supersymmetric input parameters, we adopt a scenario where the MSSM is embedded in a grand unified theory (GUT) involving supergravity (SUGRA) [13]. The MSSM thus constrained is characterized by the following parameters at the GUT scale, which come in addition to $\tan\beta$ and m_{A^0} : the universal scalar mass m_0 , the universal gaugino mass $m_{1/2}$, the trilinear Higgs-sfermion coupling A , the bilinear Higgs coupling B , and the Higgs-higgsino mass parameter μ . Notice that m_{A^0} is then not an independent parameter anymore, but it is fixed through the renormalization group equation. The number of parameters can be further reduced by making additional assumptions. Unification of the τ -lepton and b -quark Yukawa couplings at the GUT scale leads to a correlation between m_t and $\tan\beta$. Furthermore, if the electroweak symmetry is broken radiatively, then B and μ are determined up to the sign of μ . Finally, it turns out that the MSSM parameters are nearly independent of the value of A , as long as $|A| \lesssim 500$ GeV at the GUT scale.

This paper is organized as follows. In Sec. 2, we list analytic results for the tree-level cross sections of $q\bar{q} \rightarrow \phi_1\phi_2$, including the Yukawa-enhanced contributions for $q = b$, and the squark loop contributions to the $gg \rightarrow \phi_1\phi_2$ amplitudes in the MSSM. The relevant MSSM coupling constants and the squark loop form factors are relegated to Appendices A and B, respectively. In Sec. 3, we present quantitative predictions for the inclusive cross

section of $pp \rightarrow \phi_1\phi_2 + X$ at the LHC adopting a favorable SUGRA-inspired MSSM scenario. Sec. 4 contains our conclusions.

2 Analytic Results

In this section, we present the tree-level cross sections of the partonic subprocesses $q\bar{q} \rightarrow \phi_1\phi_2$, where $\phi_i = h^0, H^0, A^0$, and the transition (T) matrix elements of $gg \rightarrow \phi_1\phi_2$ arising from squark triangle and box diagrams.

We work in the parton model of QCD with $n_f = 5$ active quark flavors, which we take to be massless. However, we retain the b -quark Yukawa couplings at their finite values, in order not to suppress possibly sizeable contributions. We adopt the MSSM Feynman rules from Ref. [2]. In Appendix A, we list the trilinear self-couplings of the neutral Higgs bosons and their couplings to gauge bosons and quarks. For each quark flavor q there is a corresponding squark flavor \tilde{q} , which comes in two mass eigenstates $i = 1, 2$. The masses $m_{\tilde{q}_i}$ of the squarks and their trilinear couplings to the h^0 and H^0 bosons are listed in Eq. (A.5) of Ref. [14]¹ and Eq. (A.2) of Ref. [5], respectively. Their trilinear couplings to the A^0 boson and their quartic couplings to the h^0, H^0 , and A^0 bosons may be found in Appendix A.

Considering the generic partonic subprocess $ab \rightarrow \phi_1\phi_2$, we denote the four-momenta of the incoming partons, a and b , and the outgoing Higgs bosons, ϕ_1 and ϕ_2 , by p_a, p_b, p_1 , and p_2 , respectively, and define the partonic Mandelstam variables as $s = (p_a + p_b)^2$, $t = (p_a - p_1)^2$, and $u = (p_b - p_1)^2$. The on-shell conditions read $p_a^2 = p_b^2 = 0$ and $p_i^2 = h_i$, where h_i denotes the square of the ϕ_i -boson mass. Four-momentum conservation implies that $s + t + u = h_1 + h_2$. Furthermore, we have $sp_T^2 = tu - h_1h_2$, where p_T is the absolute value of transverse momentum common to ϕ_1 and ϕ_2 in the center-of-mass (c.m.) frame.

The tree-level diagrams for $b\bar{b} \rightarrow \phi_1\phi_2$, with $\phi_1\phi_2 = h^0h^0, h^0H^0, H^0H^0, A^0A^0$ and $\phi_1\phi_2 = h^0A^0, H^0A^0$, are depicted in Figs. 1(a) and (b), respectively. The cross sections for the first class of partonic subprocesses may be generically written as

$$\frac{d\sigma}{dt}(b\bar{b} \rightarrow \phi_1\phi_2) = \frac{1}{1 + \delta_{\phi_1\phi_2}} \frac{G_F^2 m_W^4}{3\pi s} (|S|^2 + p_T^2 T_-^2), \quad (1)$$

where the prefactor accounts for identical-particle symmetrization if $\phi_1 = \phi_2$, G_F is Fermi's constant, m_W is the W -boson mass,

$$\begin{aligned} S &= g_{\phi_1\phi_2 h^0} g_{h^0 b\bar{b}} \mathcal{P}_{h^0}(s) + g_{\phi_1\phi_2 H^0} g_{H^0 b\bar{b}} \mathcal{P}_{H^0}(s), \\ T_{\pm} &= g_{\phi_1 b\bar{b}} g_{\phi_2 b\bar{b}} \left(\frac{1}{t} \pm \frac{1}{u} \right). \end{aligned} \quad (2)$$

Here,

$$\mathcal{P}_X(s) = \frac{1}{s - m_X^2 + im_X \Gamma_X} \quad (3)$$

¹In Ref. [14], $m_{\tilde{q}_i}$ is called $M_{\tilde{Q}_a}$.

is the propagator function of particle X , with mass m_X and total decay width Γ_X . For the second class of partonic subprocesses, we have

$$\frac{d\sigma}{dt}(b\bar{b} \rightarrow \phi_1\phi_2) = \frac{G_F^2 m_W^4}{3\pi s} \left[|P|^2 + p_T^2 (|V|^2 + |A - T_+|^2) \right], \quad (4)$$

where

$$\begin{aligned} P &= g_{\phi_1\phi_2 A^0} g_{A^0 b\bar{b}} \mathcal{P}_{A^0}(s), \\ V &= 2g_{\phi_1\phi_2 Z} v_{Zb\bar{b}} \mathcal{P}_Z(s), \\ A &= 2g_{\phi_1\phi_2 Z} a_{Zb\bar{b}} \mathcal{P}_Z(s). \end{aligned} \quad (5)$$

Here, $v_{Zb\bar{b}} = -(I_b - 2s_w^2 Q_b)/(2c_w)$ and $a_{Zb\bar{b}} = -I_b/(2c_w)$, with $c_w^2 = 1 - s_w^2 = m_Z^2/m_W^2$, are the vector and axial-vector couplings of the b quark, with weak isospin $I_b = -1/2$ and electric charge $Q_b = -1/3$, to the Z boson. As for $h^0 A^0$ and $H^0 A^0$ production, there are also sizeable contributions from $q\bar{q}$ annihilation via a Z boson for the quarks of the first and second generations, $q = u, d, s, c$. The corresponding Drell-Yan cross sections are obtained from Eq. (4) by putting $P = T_+ = 0$ and substituting $b \rightarrow q$. The resulting expression agrees with Eq. (36) of Ref. [8]. The full tree-level cross sections are then obtained by complementing the $b\bar{b}$ -initiated cross sections of Eq. (4) with the Drell-Yan cross sections for $q = u, d, s, c$.

The one-loop diagrams for $gg \rightarrow \phi_1\phi_2$, with $\phi_1\phi_2 = h^0 h^0, h^0 H^0, H^0 H^0, A^0 A^0$ and $\phi_1\phi_2 = h^0 A^0, H^0 A^0$, are depicted in Figs. 2(a) and (b), respectively. As for the quark loops, our analytical results fully agree with those listed in Ref. [9], and there is no need to repeat them here. For the partonic subprocesses of class two, the squark loop contributions are zero [10]. This may be understood as follows. (i) The $g_{g\tilde{q}_i\tilde{q}_j}$ and $g_{Z\tilde{q}_i\tilde{q}_j}$ couplings are linear in the squark four-momenta, while the $g_{gg\tilde{q}_i\tilde{q}_j}$ couplings are momentum independent. Thus, the diagrams in the third line of Fig. 2(b) each vanish upon adding their counterparts with the loop-momentum flows reversed. (ii) The $g_{g\tilde{q}_i\tilde{q}_j}$, $g_{gg\tilde{q}_i\tilde{q}_j}$, $g_{h^0\tilde{q}_i\tilde{q}_j}$, and $g_{H^0\tilde{q}_i\tilde{q}_j}$ couplings are symmetric in i and j , while the $g_{A^0\tilde{q}_i\tilde{q}_j}$ coupling is antisymmetric. Thus, the diagrams in the last line of Fig. 2(b) vanish upon summation over i and j . For the partonic subprocesses of class one, the T -matrix elements corresponding to the squark triangle and box diagrams are found to be

$$\begin{aligned} \tilde{T}_\Delta &= \frac{G_F m_W^2}{\sqrt{2}} \frac{\alpha_s(\mu_r)}{\pi} \varepsilon_\mu^c(p_a) \varepsilon_\nu^c(p_b) A_1^{\mu\nu} \tilde{F}_\Delta, \\ \tilde{T}_\square &= \frac{G_F m_W^2}{\sqrt{2}} \frac{\alpha_s(\mu_r)}{\pi} \varepsilon_\mu^c(p_a) \varepsilon_\nu^c(p_b) \left(A_1^{\mu\nu} \tilde{F}_\square + A_2^{\mu\nu} \tilde{G}_\square \right), \end{aligned} \quad (6)$$

respectively, where $\alpha_s(\mu_r)$ is the strong-coupling constant at renormalization scale μ_r , $\varepsilon_\mu^c(p_a)$ is the polarization four-vector of gluon a and similarly for gluon b , it is summed over the color index $c = 1, \dots, 8$,

$$\begin{aligned} A_1^{\mu\nu} &= g^{\mu\nu} - \frac{2}{s} p_b^\mu p_a^\nu, \\ A_2^{\mu\nu} &= g^{\mu\nu} + \frac{2}{p_T^2} \left(\frac{h_1}{s} p_b^\mu p_a^\nu + \frac{u - h_1}{s} p_1^\mu p_a^\nu + \frac{t - h_1}{s} p_b^\mu p_1^\nu + p_1^\mu p_1^\nu \right), \end{aligned} \quad (7)$$

and the form factors \tilde{F}_Δ , \tilde{F}_\square , and \tilde{G}_\square are listed in Appendix B. Due to Bose symmetry, $\tilde{\mathcal{T}}_\Delta$ and $\tilde{\mathcal{T}}_\square$ are invariant under the simultaneous replacements $\mu \leftrightarrow \nu$ and $p_a \leftrightarrow p_b$. Consequently, \tilde{F}_Δ , \tilde{F}_\square , and \tilde{G}_\square are symmetric in t and u . Our analytic results for the squark loop contributions agree with those given in Eqs. (8)–(10) of Ref. [10], which are expressed in terms of helicity amplitudes.²

The parton-level cross section of $gg \rightarrow \phi_1\phi_2$ including both quark and squark contributions is then given by

$$\begin{aligned} \frac{d\sigma}{dt}(gg \rightarrow \phi_1\phi_2) = & \frac{1}{1 + \delta_{\phi_1\phi_2}} \frac{G_F^2 \alpha_s^2(\mu_r)}{256(2\pi)^3} \left[\left| \sum_{Q=t,b} C_\Delta^Q F_\Delta^Q + F_\square - \frac{2m_W^2}{s} (\tilde{F}_\Delta + \tilde{F}_\square) \right|^2 \right. \\ & \left. + \left| G_\square - \frac{2m_W^2}{s} \tilde{G}_\square \right|^2 + |H_\square|^2 \right], \end{aligned} \quad (8)$$

where the generalized couplings C_Δ^Q and C_\square^Q and the form factors F_Δ^Q , F_\square , and G_\square may be found in Eq. (16)–(18) and Appendix A of Ref. [9], respectively.

The kinematics of the inclusive reaction $AB \rightarrow CD + X$, where A and B are hadrons, which are taken to be massless, and C and D are massive particles, is described in Sec. II of Ref. [15]. Its double-differential cross section $d^2\sigma/dy dp_T$, where y and p_T are the rapidity and transverse momentum of particle C in the c.m. frame of the hadronic collision, may be evaluated from Eq. (2.1) of Ref. [15].

3 Phenomenological Implications

We are now in a position to explore the phenomenological implications of our results. The SM input parameters for our numerical analysis are taken to be $G_F = 1.16639 \times 10^{-5} \text{ GeV}^{-2}$, $m_W = 80.419 \text{ GeV}$, $m_Z = 91.1882 \text{ GeV}$, $m_t = 174.3 \text{ GeV}$, and $m_b = 4.6 \text{ GeV}$ [16]. We adopt the lowest-order (LO) proton PDF set CTEQ5L [17]. We evaluate $\alpha_s(\mu_r)$ from the LO formula [16] with $n_f = 5$ quark flavors and asymptotic scale parameter $\Lambda_{\text{QCD}}^{(5)} = 146 \text{ MeV}$ [17]. We identify the renormalization and factorization scales with the $\phi_1\phi_2$ invariant mass \sqrt{s} , $M = \mu_r = \sqrt{s}$. We vary $\tan\beta$ and m_{A^0} in the ranges $3 < \tan\beta < 38 \approx m_t/m_b$ and $90 \text{ GeV} < m_{A^0} < 1 \text{ TeV}$, respectively. As for the GUT parameters, we choose $m_{1/2} = 150 \text{ GeV}$, $A = 0$, and $\mu < 0$, and tune m_0 so as to be consistent with the desired value of m_{A^0} . All other MSSM parameters are then determined according to the SUGRA-inspired scenario as implemented in the program package SUSPECT [18]. For the typical example of $\tan\beta = 3$ and $m_{A^0} = 300 \text{ GeV}$, the residual masses and total decay widths of the ϕ_i bosons are $m_{h^0} = 90 \text{ GeV}$, $m_{H^0} = 306 \text{ GeV}$, $\Gamma_{h^0} = 3 \text{ MeV}$, $\Gamma_{H^0} = 186 \text{ MeV}$, and $\Gamma_{A^0} = 72 \text{ MeV}$, and the squark masses are $m_{\tilde{u}_1} = m_{\tilde{c}_1} = 412 \text{ GeV}$, $m_{\tilde{u}_2} = m_{\tilde{c}_2} = 422 \text{ GeV}$, $m_{\tilde{d}_1} = m_{\tilde{s}_1} = 413 \text{ GeV}$, $m_{\tilde{d}_2} = m_{\tilde{s}_2} = 428 \text{ GeV}$, $m_{\tilde{t}_1} = 317 \text{ GeV}$, $m_{\tilde{t}_2} = 443 \text{ GeV}$, $m_{\tilde{b}_1} = 384 \text{ GeV}$, and $m_{\tilde{b}_2} = 413 \text{ GeV}$. We do not impose the unification of

²There are two obvious typographical errors on the right-hand side of Eq. (10e) in Ref. [10]: There should be an overall minus sign, and $V_{H(i,j)\tilde{q}_k\tilde{q}_k}$ should be replaced by $V_{H(i,j)\tilde{q}_k\tilde{q}_l}$.

the τ -lepton and b -quark Yukawa couplings at the GUT scale, which would just constrain the allowed $\tan\beta$ range without any visible effect on the results for these values of $\tan\beta$. We exclude solutions which do not comply with the present experimental lower mass bounds of the sfermions, charginos, neutralinos, and Higgs bosons [19]. In our analysis, an s -channel resonance only occurs in the process $pp \rightarrow h^0 h^0 + X$ if $m_{H^0} > 2m_{h^0}$.

We now study the fully integrated cross sections of $pp \rightarrow \phi_1 \phi_2 + X$ at the LHC, with c.m. energy $\sqrt{S} = 14$ TeV. Figures 3–8 refer to the cases $\phi_1 \phi_2 = h^0 h^0, h^0 H^0, H^0 H^0, A^0 A^0, h^0 A^0, H^0 A^0$, respectively. In part (a) of each figure, the m_{A^0} dependence is studied for $\tan\beta = 3$ and 30 while, in part (b), the $\tan\beta$ dependence is studied for $m_{A^0} = 300$ GeV. We note that the SUGRA-inspired MSSM with our choice of input parameters does not permit $\tan\beta$ and m_{A^0} to be simultaneously small, due to the experimental lower bound on the selectron mass [19]. This explains why the curves for $\tan\beta = 3$ in Figs. 3–8(a) only start at $m_{A^0} \approx 240$ GeV, while those for $\tan\beta = 30$ already start at $m_{A^0} \approx 90$ GeV. On the other hand, $\tan\beta$ and m_{A^0} cannot be simultaneously large either, due to the experimental lower bounds on the chargino and neutralino masses [19]. For this reason, the curves for $\tan\beta = 30$ in Figs. 3–8(a) already end at $m_{A^0} \approx 560$ GeV. Finally, the experimental m_{h^0} lower bound [19] enforces $\tan\beta \gtrsim 3$ if $m_{A^0} = 300$ GeV, which is reflected in Figs. 3–8(b).

In Figs. 3–6, the $b\bar{b}$ -annihilation contributions (dashed lines), which originate from Yukawa-enhanced amplitudes, and the total gg -fusion contributions (solid lines), corresponding to the coherent superposition of quark and squark loop amplitudes, are presented separately. For a comparison with future experimental data, they should be added. For comparison, also the gg -fusion contributions due to quark loops only (dotted lines) are shown. We first assess the relative importance of the $b\bar{b}$ -annihilation and gg -fusion contributions. In the case of $h^0 h^0$ production, $b\bar{b}$ annihilation is more important than gg fusion for intermediate values of m_{A^0} , around 300 GeV, except at the edges of the allowed $\tan\beta$ range, while it is greatly suppressed for large values of m_{A^0} , independent of $\tan\beta$ (see Fig. 3). In the case of $h^0 H^0$ production, $b\bar{b}$ annihilation dominates for intermediate to large values of m_{A^0} and large values of $\tan\beta$, while it yields an insignificant contribution for small values of $\tan\beta$, independent of m_{A^0} (see Fig. 4). As for $H^0 H^0$ and $A^0 A^0$ production, $b\bar{b}$ annihilation is suppressed compared to gg fusion. For $\tan\beta \gtrsim 8$, the suppression factor is modest, ranging between 2 and 3, but it dramatically increases as $\tan\beta$ becomes smaller (see Figs. 5 and 6). In order to avoid confusion, we should mention that the $b\bar{b}$ -annihilation contribution for $\tan\beta = 3$ is too small to be visible in Figs. 4–6(a). We now investigate the size of the supersymmetric corrections to gg fusion, *i.e.*, the effect of including the squark loops. We observe that these corrections can be of either sign and reach a magnitude of up to 90%. Specifically, for $h^0 h^0, h^0 H^0, H^0 H^0$, and $A^0 A^0$ production, they vary within the ranges -10% to $+3\%$, -16% to $+32\%$, -32% to $+24\%$, and 0% to $+90\%$, respectively, for the values of m_{A^0} and $\tan\beta$ considered in Figs. 3–6(a). The fact that they are relatively modest in most cases is characteristic for our SUGRA-inspired MSSM scenario. This is partly due to the destructive interference of quark and squark loop amplitudes and to the suppression of the latter by heavy-squark propagators. By contrast, in Ref. [10], the supersymmetric corrections were found reach values in excess

of 100. Since the authors of Ref. [10] did not specify all their input parameters, we could not reproduce their numerical results for the squark loop contributions.

In Figs. 7 and 8, the total $q\bar{q}$ -annihilation contributions (dashed lines), corresponding to the coherent superposition of Drell-Yan and Yukawa-enhanced amplitudes, and the gg -fusion contributions (solid lines), which now only receive contributions from quark loops, are given separately. For comparison, also the pure Drell-Yan contributions (dotted lines) are shown. Again, we first compare the total $q\bar{q}$ -annihilation contributions with the gg -fusion ones. In the case of $h^0 A^0$ production, $q\bar{q}$ annihilation dominates for large values of $\tan\beta$, independent of m_{A^0} , while, at the lower end of the allowed $\tan\beta$ range, it is suppressed by a factor of 40 and more, depending on the value of m_{A^0} . On the other hand, in the case of $H^0 A^0$ production, the $q\bar{q}$ -annihilation contribution always overshoots the gg -fusion one by at least one order of magnitude. We then examine the effect of including the Yukawa-enhanced amplitudes in the evaluation of the $q\bar{q}$ -annihilation cross section. In the case of $h^0 A^0$ production, there is a dramatic enhancement for large values of $\tan\beta$, which may reach several orders of magnitude for large values of m_{A^0} . In the case of $H^0 A^0$ production, there is also an enhancement for large values of $\tan\beta$, but it is much more moderate, less than a factor of three. It is interesting to observe that the Drell-Yan cross section of $H^0 A^0$ production is fairly independent of $\tan\beta$ unless m_{A^0} is close to its lower bound. This may be understood by observing that $\sin(\alpha - \beta)$, which governs the $H^0 A^0 Z$ coupling $g_{H^0 A^0 Z}$, defined in Eq. (A.2), is then always very close to -1 . This is also apparent from Fig. 2 of Ref. [20].

At this point, we should estimate the theoretical uncertainties in our predictions. As a typical example, we consider the cross section of $pp \rightarrow h^0 h^0 + X$ for $\tan\beta = 3$ and $m_{A^0} = 300$ GeV. In order to obtain a hint on the size of the as-yet unknown next-to-leading-order (NLO) corrections, we define the renormalization and factorization scales as $M = \mu_r = \xi\sqrt{s}$ and vary the scale parameter ξ in the range $1/2 < \xi < 2$. The resulting variation in cross section amounts to $\pm 8\%$ in the case of $b\bar{b}$ annihilation and to $\pm 11\%$ in the case of gg fusion. At NLO, one also needs to specify a renormalization scheme for the definition of the b -quark mass, which enters our analysis through the b -quark Yukawa coupling. Our LO analysis is appropriate for the on-mass-shell scheme, which uses pole masses as basic parameters. The modified minimal-subtraction ($\overline{\text{MS}}$) scheme [21] provides a popular alternative. For example, a pole mass of $m_b = 4.6$ GeV [16] corresponds to an $\overline{\text{MS}}$ mass of $\overline{m}_b^{(5)}(\mu_r) = 2.7$ GeV for the typical choice of renormalization scale $\mu_r = \sqrt{s} = 300$ GeV. Recalling that the leading behaviour of Eq. (1) in m_b is quadratic, switching to the $\overline{\text{MS}}$ scheme would thus, at first sight, lead to a suppression of the cross section by a factor of approximately $1/3$. However, we must keep in mind that this reduction should be largely cancelled, up to terms that are formally beyond NLO, by a respective shift in the NLO correction. Another source of uncertainty is related to the choice of PDF's. In fact, there exist significant differences in the extraction of the b -quark PDF among different PDF sets, which are related to the threshold treatment of the $g \rightarrow b\bar{b}$ splitting, the choice of the b -quark mass, the dependence of the evolution on the latter, *etc.* In the case of a LO analysis with $n_f = 5$ massless quark flavours, which is considered here, the use of CTEQ5L [17] together with the scale choice $M = \mu_r = \sqrt{s}$ should be

appropriate in the sense that these issues can largely be bypassed. If we employ the LO PDF set by Martin, Roberts, Stirling, and Thorne (MRST) [22], with $\Lambda_{\text{QCD}}^{(5)} = 132$ MeV, then the $b\bar{b}$ -annihilation and gg -fusion cross sections increase by 10% and 4%, respectively, relative to their default values.

4 Conclusions

We analytically calculated the cross sections of the partonic subprocesses $q\bar{q} \rightarrow \phi_1\phi_2$ and $gg \rightarrow \phi_1\phi_2$, where $\phi_i = h^0, H^0, A^0$, to LO in the MSSM. We included the Drell-Yan and Yukawa-enhanced contributions to $q\bar{q}$ annihilation (see Fig. 1) and the quark and squark loop contributions to gg fusion (see Fig. 2). We listed our formulas for the $q\bar{q}$ -annihilation cross sections and the squark loop amplitudes, for which we found rather compact expressions. As for the quark loop contributions, we found complete agreement with Ref. [9].

We then quantitatively investigated the inclusive cross sections of $pp \rightarrow \phi_1\phi_2 + X$ at the LHC adopting a favorable SUGRA-inspired MSSM scenario, varying the input parameters m_{A^0} and $\tan\beta$. The results are presented in Figs. 3–8. We found that the Yukawa-enhanced $q\bar{q}$ -annihilation contribution, which had previously been neglected, can play a leading role, especially for h^0h^0 production if m_{A^0} is of order 300 GeV and for h^0H^0 , h^0A^0 , and H^0A^0 production if $\tan\beta$ is large. The supersymmetric corrections to gg fusion, which are present for h^0h^0 , h^0H^0 , H^0H^0 , and A^0A^0 production, can be of either sign and reach a magnitude of up to 90%. Our numerical results for these corrections disagree with those presented in Ref. [10]. For each process $pp \rightarrow \phi_1\phi_2 + X$, the combined cross section, *i.e.*, the sum of the full $q\bar{q}$ -annihilation and gg -fusion contributions, varies by several orders of magnitude as the values of m_{A^0} and $\tan\beta$ are changed within their allowed ranges, and its maximum value is typically between 10^2 fb $^{-1}$ and 10^3 fb $^{-1}$. If we assume the integrated luminosity per year to be at its design value of $L = 100$ fb $^{-1}$ for each of the two LHC experiments, ATLAS and CMS, then this translates into a maximum of 20.000 to 200.000 events per year for each of these signal processes.

A comprehensive discussion of the background processes competing with the $pp \rightarrow \phi_1\phi_2 + X$ signals at the LHC lies beyond the scope of our study. However, we should briefly mention them and quote the relevant literature. Without specifying the decay channels of the ϕ_i bosons, one expects the major backgrounds to arise from the pair production of neutral gauge bosons, the associate production of a neutral gauge boson and a neutral Higgs boson, and the continuum production of the respective $\phi_1\phi_2$ decay products. Published signal-to-background analyses [23] have concentrated on the $\phi_1\phi_2 \rightarrow b\bar{b}b\bar{b}$ signals and their irreducible continuum backgrounds, due to the partonic subprocesses $gg, q\bar{q} \rightarrow b\bar{b}b\bar{b}$, which are dominantly of pure QCD origin. It has been demonstrated that, after optimizing the acceptance cuts, the LHC experiments might discover a signal, with experimental significance in excess of 5, if $\tan\beta \lesssim 3$ or $\tan\beta \gtrsim 50$.

Acknowledgements

We thank S. Moretti for drawing our attention to Ref. [23]. The work of A.A.B.B. was supported by the Deutsches Elektronen-Synchrotron DESY. The work of B.A.K. was supported in part by the Deutsche Forschungsgemeinschaft through Grant No. KN 365/1-1, by the Bundesministerium für Bildung und Forschung through Grant No. 05 HT9GUA 3, and by the European Commission through the Research Training Network *Quantum Chromodynamics and the Deep Structure of Elementary Particles* under Contract No. ERBFMRX-CT98-0194.

A Relevant Higgs and squark couplings

In this appendix, we list the trilinear self-couplings of the h^0 , H^0 , and A^0 bosons as well as their couplings to the Z boson and the t and b quarks. Furthermore, we collect the couplings of these Higgs bosons to the squarks \tilde{q}_i , with $q = t, b$ and $i = 1, 2$, which are not contained in Appendix A of Ref. [5]. For convenience, we introduce the short-hand notations $s_\alpha = \sin \alpha$, $c_\alpha = \cos \alpha$, $s_\beta = \sin \beta$, $c_\beta = \cos \beta$, $s_{2\beta} = \sin(2\beta)$, $c_{2\beta} = \cos(2\beta)$, $s_\pm = \sin(\alpha \pm \beta)$, and $c_\pm = \cos(\alpha \pm \beta)$.

The trilinear self-couplings of the h^0 , H^0 , and A^0 bosons are given by [2]

$$\begin{aligned}
g_{h^0 h^0 h^0} &= -\frac{3m_Z}{2c_w} c_{2\alpha} s_+, & g_{h^0 h^0 H^0} &= -\frac{m_Z}{2c_w} (2s_{2\alpha} s_+ - c_{2\alpha} c_+), \\
g_{h^0 H^0 H^0} &= \frac{m_Z}{2c_w} (2s_{2\alpha} c_+ + c_{2\alpha} s_+), & g_{H^0 H^0 H^0} &= -\frac{3m_Z}{2c_w} c_{2\alpha} c_+, \\
g_{h^0 A^0 A^0} &= -\frac{m_Z}{2c_w} c_{2\beta} s_+, & g_{H^0 A^0 A^0} &= \frac{m_Z}{2c_w} c_{2\beta} c_+.
\end{aligned} \tag{A.1}$$

Their couplings to the Z boson are given by [2]

$$g_{h^0 A^0 Z} = \frac{c_-}{2c_w}, \quad g_{H^0 A^0 Z} = \frac{s_-}{2c_w}. \tag{A.2}$$

Their couplings to the t and b quarks are given by [2]

$$\begin{aligned}
g_{h^0 tt} &= -\frac{m_t c_\alpha}{2m_W s_\beta}, & g_{h^0 bb} &= \frac{m_b s_\alpha}{2m_W c_\beta}, \\
g_{H^0 tt} &= -\frac{m_t s_\alpha}{2m_W s_\beta}, & g_{H^0 bb} &= -\frac{m_b c_\alpha}{2m_W c_\beta}, \\
g_{A^0 tt} &= -\frac{m_t \cot \beta}{2m_W}, & g_{A^0 bb} &= -\frac{m_b \tan \beta}{2m_W}.
\end{aligned} \tag{A.3}$$

The missing couplings of these Higgs bosons to the squarks are given by [2]

$$\begin{pmatrix} g_{A^0 \tilde{t}_1 \tilde{t}_1} & g_{A^0 \tilde{t}_1 \tilde{t}_2} \\ g_{A^0 \tilde{t}_2 \tilde{t}_1} & g_{A^0 \tilde{t}_2 \tilde{t}_2} \end{pmatrix} = \frac{m_t (\mu + A_t \cot \beta)}{2m_W} \begin{pmatrix} 0 & 1 \\ -1 & 0 \end{pmatrix},$$

$$\begin{aligned}
\begin{pmatrix} g_{A^0 \tilde{b}_1 \tilde{b}_1} & g_{A^0 \tilde{b}_1 \tilde{b}_2} \\ g_{A^0 \tilde{b}_2 \tilde{b}_1} & g_{A^0 \tilde{b}_2 \tilde{b}_2} \end{pmatrix} &= \frac{m_b(\mu + A_b \tan \beta)}{2m_W} \begin{pmatrix} 0 & 1 \\ -1 & 0 \end{pmatrix}, \\
\begin{pmatrix} g_{h^0 h^0 \tilde{t}_1 \tilde{t}_1} & g_{h^0 h^0 \tilde{t}_1 \tilde{t}_2} \\ g_{h^0 h^0 \tilde{t}_2 \tilde{t}_1} & g_{h^0 h^0 \tilde{t}_2 \tilde{t}_2} \end{pmatrix} &= \mathcal{M}^{\tilde{t}} \begin{pmatrix} \frac{c_{2\alpha}(I_t - s_w^2 Q_t)}{2c_w^2} - \frac{m_t^2 c_\alpha^2}{2m_W^2 s_\beta^2} & 0 \\ 0 & \frac{c_{2\alpha} s_w^2 Q_t}{2c_w^2} - \frac{m_t^2 c_\alpha^2}{2m_W^2 s_\beta^2} \end{pmatrix} (\mathcal{M}^{\tilde{t}})^T, \\
\begin{pmatrix} g_{h^0 h^0 \tilde{b}_1 \tilde{b}_1} & g_{h^0 h^0 \tilde{b}_1 \tilde{b}_2} \\ g_{h^0 h^0 \tilde{b}_2 \tilde{b}_1} & g_{h^0 h^0 \tilde{b}_2 \tilde{b}_2} \end{pmatrix} &= \mathcal{M}^{\tilde{b}} \begin{pmatrix} \frac{c_{2\alpha}(I_b - s_w^2 Q_b)}{2c_w^2} - \frac{m_b^2 s_\alpha^2}{2m_W^2 c_\beta^2} & 0 \\ 0 & \frac{c_{2\alpha} s_w^2 Q_b}{2c_w^2} - \frac{m_b^2 s_\alpha^2}{2m_W^2 c_\beta^2} \end{pmatrix} (\mathcal{M}^{\tilde{b}})^T, \\
\begin{pmatrix} g_{h^0 H^0 \tilde{t}_1 \tilde{t}_1} & g_{h^0 H^0 \tilde{t}_1 \tilde{t}_2} \\ g_{h^0 H^0 \tilde{t}_2 \tilde{t}_1} & g_{h^0 H^0 \tilde{t}_2 \tilde{t}_2} \end{pmatrix} &= \mathcal{M}^{\tilde{t}} \begin{pmatrix} \frac{s_{2\alpha}(I_t - s_w^2 Q_t)}{2c_w^2} - \frac{m_t^2 s_{2\alpha}}{4m_W^2 s_\beta^2} & 0 \\ 0 & \frac{s_{2\alpha} s_w^2 Q_t}{2c_w^2} - \frac{m_t^2 s_{2\alpha}}{4m_W^2 s_\beta^2} \end{pmatrix} (\mathcal{M}^{\tilde{t}})^T, \\
\begin{pmatrix} g_{h^0 H^0 \tilde{b}_1 \tilde{b}_1} & g_{h^0 H^0 \tilde{b}_1 \tilde{b}_2} \\ g_{h^0 H^0 \tilde{b}_2 \tilde{b}_1} & g_{h^0 H^0 \tilde{b}_2 \tilde{b}_2} \end{pmatrix} &= \mathcal{M}^{\tilde{b}} \begin{pmatrix} \frac{s_{2\alpha}(I_b - s_w^2 Q_b)}{2c_w^2} + \frac{m_b^2 s_{2\alpha}}{4m_W^2 c_\beta^2} & 0 \\ 0 & \frac{s_{2\alpha} s_w^2 Q_b}{2c_w^2} + \frac{m_b^2 s_{2\alpha}}{4m_W^2 c_\beta^2} \end{pmatrix} (\mathcal{M}^{\tilde{b}})^T, \\
\begin{pmatrix} g_{H^0 H^0 \tilde{t}_1 \tilde{t}_1} & g_{H^0 H^0 \tilde{t}_1 \tilde{t}_2} \\ g_{H^0 H^0 \tilde{t}_2 \tilde{t}_1} & g_{H^0 H^0 \tilde{t}_2 \tilde{t}_2} \end{pmatrix} &= \mathcal{M}^{\tilde{t}} \begin{pmatrix} -\frac{c_{2\alpha}(I_t - s_w^2 Q_t)}{2c_w^2} - \frac{m_t^2 s_\alpha^2}{2m_W^2 s_\beta^2} & 0 \\ 0 & -\frac{c_{2\alpha} s_w^2 Q_t}{2c_w^2} - \frac{m_t^2 s_\alpha^2}{2m_W^2 s_\beta^2} \end{pmatrix} (\mathcal{M}^{\tilde{t}})^T, \\
\begin{pmatrix} g_{H^0 H^0 \tilde{b}_1 \tilde{b}_1} & g_{H^0 H^0 \tilde{b}_1 \tilde{b}_2} \\ g_{H^0 H^0 \tilde{b}_2 \tilde{b}_1} & g_{H^0 H^0 \tilde{b}_2 \tilde{b}_2} \end{pmatrix} &= \mathcal{M}^{\tilde{b}} \begin{pmatrix} -\frac{c_{2\alpha}(I_b - s_w^2 Q_b)}{2c_w^2} - \frac{m_b^2 c_\alpha^2}{2m_W^2 c_\beta^2} & 0 \\ 0 & -\frac{c_{2\alpha} s_w^2 Q_b}{2c_w^2} - \frac{m_b^2 c_\alpha^2}{2m_W^2 c_\beta^2} \end{pmatrix} (\mathcal{M}^{\tilde{b}})^T, \\
\begin{pmatrix} g_{A^0 A^0 \tilde{t}_1 \tilde{t}_1} & g_{A^0 A^0 \tilde{t}_1 \tilde{t}_2} \\ g_{A^0 A^0 \tilde{t}_2 \tilde{t}_1} & g_{A^0 A^0 \tilde{t}_2 \tilde{t}_2} \end{pmatrix} &= \mathcal{M}^{\tilde{t}} \begin{pmatrix} \frac{c_{2\beta}(I_t - s_w^2 Q_t)}{2c_w^2} - \frac{m_t^2 \cot^2 \beta}{2m_W^2} & 0 \\ 0 & \frac{c_{2\beta} s_w^2 Q_t}{2c_w^2} - \frac{m_t^2 \cot^2 \beta}{2m_W^2} \end{pmatrix} (\mathcal{M}^{\tilde{t}})^T, \\
\begin{pmatrix} g_{A^0 A^0 \tilde{b}_1 \tilde{b}_1} & g_{A^0 A^0 \tilde{b}_1 \tilde{b}_2} \\ g_{A^0 A^0 \tilde{b}_2 \tilde{b}_1} & g_{A^0 A^0 \tilde{b}_2 \tilde{b}_2} \end{pmatrix} &= \mathcal{M}^{\tilde{b}} \begin{pmatrix} \frac{c_{2\beta}(I_b - s_w^2 Q_b)}{2c_w^2} - \frac{m_b^2 \tan^2 \beta}{2m_W^2} & 0 \\ 0 & \frac{c_{2\beta} s_w^2 Q_b}{2c_w^2} - \frac{m_b^2 \tan^2 \beta}{2m_W^2} \end{pmatrix} (\mathcal{M}^{\tilde{b}})^T. \quad (\text{A.4})
\end{aligned}$$

Here, $\mathcal{M}^{\tilde{q}}$ denotes the mixing matrix which rotates the left- and right-handed squark fields, \tilde{q}_L and \tilde{q}_R , into the mass eigenstates \tilde{q}_i . Its definition may be found in Eq. (A.1) of Ref. [5]. Relations similar to Eq. (A.4) are valid for the squarks of the first and second generations, which are also included in our analysis. However, in these cases, we neglect terms which are suppressed by the smallness of the corresponding light-quark masses.

B Squark loop form factors

In this appendix, we express the squark triangle and box form factors, \tilde{F}_Δ , \tilde{F}_\square , and \tilde{G}_\square , in terms of the standard scalar three- and four-point functions, which we abbreviate as $C_{ijk}^{ab}(c) = C_0(a, b, c, m_{\tilde{q}_i}^2, m_{\tilde{q}_j}^2, m_{\tilde{q}_k}^2)$ and $D_{ijkl}^{abcd}(e, f) = D_0(a, b, c, d, e, f, m_{\tilde{q}_i}^2, m_{\tilde{q}_j}^2, m_{\tilde{q}_k}^2, m_{\tilde{q}_l}^2)$, respectively. The definitions of the latter may be found in Eq. (5) of Ref. [24].

We have

$$\begin{aligned}
\tilde{F}_\Delta &= \sum_{\tilde{q}} \sum_{i=1}^2 (g_{\phi_1\phi_2h^0} g_{h^0\tilde{q}_i\tilde{q}_i} \mathcal{P}_{h^0}(s) + g_{\phi_1\phi_2H^0} g_{H^0\tilde{q}_i\tilde{q}_i} \mathcal{P}_{H^0}(s) - g_{\phi_1\phi_2\tilde{q}_i\tilde{q}_i}) F_1(s, m_{\tilde{q}_i}^2), \\
\tilde{F}_\square &= \frac{2}{s} \sum_{\tilde{q}} \sum_{i,j=1}^2 g_{\phi_1\tilde{q}_i\tilde{q}_j} g_{\phi_2\tilde{q}_j\tilde{q}_i} F_2(s, t, h_1, h_2, m_{\tilde{q}_i}^2, m_{\tilde{q}_j}^2), \\
\tilde{G}_\square &= \frac{2}{s p_T^2} \sum_{\tilde{q}} \sum_{i,j=1}^2 g_{\phi_1\tilde{q}_i\tilde{q}_j} g_{\phi_2\tilde{q}_j\tilde{q}_i} F_3(s, t, h_1, h_2, m_{\tilde{q}_i}^2, m_{\tilde{q}_j}^2). \tag{B.1}
\end{aligned}$$

Here, we have introduced the auxiliary functions

$$\begin{aligned}
F_1(s, m_{\tilde{q}_i}^2) &= 2 + 4m_{\tilde{q}_i}^2 C_{iii}^{00}(s), \\
F_2(s, t, h_1, h_2, m_{\tilde{q}_i}^2, m_{\tilde{q}_j}^2) &= -t_1 C_{ijj}^{h_1 0}(t) - t_2 C_{ijj}^{h_2 0}(t) + 2sm_{\tilde{q}_i}^2 D_{ijii}^{h_1 h_2 00}(s, t) + s \left(\frac{p_T^2}{2} + m_{\tilde{q}_i}^2 \right) \\
&\quad \times D_{ijji}^{h_1 0 h_2 0}(t, u) + (t \leftrightarrow u), \\
F_3(s, t, h_1, h_2, m_{\tilde{q}_i}^2, m_{\tilde{q}_j}^2) &= -s \left(t + m_{\tilde{q}_i}^2 \right) C_{iii}^{000}(s) + sm_{\tilde{q}_i}^2 C_{jjj}^{000}(s) - tt_1 C_{ijj}^{h_1 0}(t) - tt_2 C_{ijj}^{h_2 0}(t) \\
&\quad + (t^2 - h_1 h_2) C_{iji}^{h_1 h_2}(s) + \left[st^2 - 2t_1 t_2 m_{\tilde{q}_i}^2 + 2sm_{\tilde{q}_i}^2 (m_{\tilde{q}_i}^2 - m_{\tilde{q}_j}^2) \right] \\
&\quad \times D_{ijii}^{h_1 h_2 00}(s, t) - 2stm_{\tilde{q}_i}^2 D_{ijjj}^{h_1 h_2 00}(s, t) + sm_{\tilde{q}_i}^2 \left(p_T^2 + m_{\tilde{q}_i}^2 - m_{\tilde{q}_j}^2 \right) \\
&\quad \times D_{ijji}^{h_1 0 h_2 0}(t, u) + (t \leftrightarrow u), \tag{B.2}
\end{aligned}$$

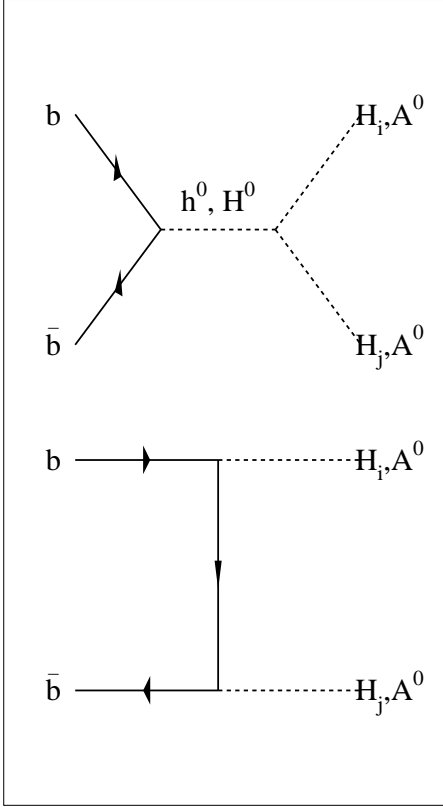
where $t_i = t - h_i$.

References

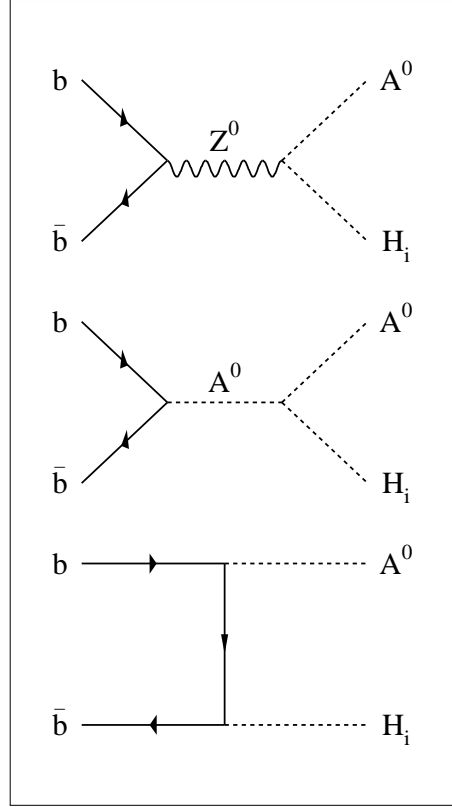
- [1] Z. Kunszt and F. Zwirner, Nucl. Phys. **B385**, 3 (1992), and references cited therein.
- [2] H. E. Haber and G. L. Kane, Phys. Rep. **117**, 75 (1985); J. F. Gunion and H. E. Haber, Nucl. Phys. **B272**, 1 (1986); **B402**, 567(E) (1993); **B278**, 449 (1986); **B402**, 569(E) (1993); **B307**, 445 (1988); **B402**, 569(E) (1993); J. F. Gunion, H. E. Haber, G. Kane, and S. Dawson, *The Higgs Hunter's Guide* (Addison-Wesley, Redwood City, 1990).
- [3] D. A. Dicus, C. Kao, and S. S. D. Willenbrock, Phys. Lett. B **203**, 457 (1988); E. W. N. Glover and J. J. van der Bij, Nucl. Phys. **B309**, 282 (1988).
- [4] E. Eichten, I. Hinchliffe, K. Lane, and C. Quigg, Rev. Mod. Phys. **56**, 579 (1984); **58**, 1065(E) (1986); N. G. Deshpande, X. Tata, and D. A. Dicus, Phys. Rev. D **29**, 1527 (1984).
- [5] A. A. Barrientos Bendezú and B. A. Kniehl, Nucl. Phys. **B568**, 305 (2000).

- [6] S. S. D. Willenbrock, Phys. Rev. D **35**, 173 (1987); J. Yi, H. Liang, M. Wen-Gan, Y. Zeng-Hui, and H. Meng, J. Phys. G **23**, 385 (1997); **23**, 1151(E) (1997); J. Yi, M. Wen-Gan, H. Liang, H. Meng, and Y. Zeng-Hui, J. Phys. G **24**, 83 (1998); A. Krause, T. Plehn, M. Spira, and P. M. Zerwas, Nucl. Phys. **B519**, 85 (1998).
- [7] O. Brein and W. Hollik, Eur. Phys. J. C **13**, 175 (2000).
- [8] S. Dawson, S. Dittmaier, and M. Spira, Phys. Rev. D **58**, 115012 (1998).
- [9] T. Plehn, M. Spira, and P. M. Zerwas, Nucl. Phys. **B479**, 46 (1996); **B531**, 655(E) (1998).
- [10] A. Belyaev, M. Drees, O. J. P. Éboli, J. K. Mizukoshi, and S. F. Novaes, Phys. Rev. D **60**, 075008 (1999); M. Drees, private communication.
- [11] A. Djouadi, W. Kilian, M. Mühlleitner, and P. M. Zerwas, Eur. Phys. J. C **10**, 45 (1999).
- [12] J. F. Gunion, H. E. Haber, F. E. Paige, W.-K. Tung, and S. S. D. Willenbrock, Nucl. Phys. **B294**, 621 (1987); R. M. Barnett, H. E. Haber, and D. E. Soper, Nucl. Phys. **B306**, 697 (1988); F. I. Olness and W.-K. Tung, Nucl. Phys. **B308**, 813 (1988); D. A. Dicus and S. Willenbrock, Phys. Rev. D **39**, 751 (1989); D. A. Dicus and C. Kao, Phys. Rev. D **41**, 832 (1990); V. Barger, R. J. N. Phillips, and D. P. Roy, Phys. Lett. B **324**, 236 (1994).
- [13] A. Djouadi, J. Kalinowski, P. Ohmann, and P. M. Zerwas, Z. Phys. C **74**, 93 (1997), and references cited therein.
- [14] R. Hempfling and B. Kniehl, Z. Phys. C **59**, 263 (1993).
- [15] A. A. Barrientos Bendezú and B. A. Kniehl, Phys. Rev. D **59**, 015009 (1998).
- [16] Particle Data Group, D. E. Groom *et al.*, Eur. Phys. J. C **15**, 1 (2000).
- [17] CTEQ Collaboration, H. L. Lai *et al.*, Eur. Phys. J. C **12**, 375 (2000).
- [18] A. Djouadi, J.-L. Kneur, and G. Moultaka, Report No. PM/98-27 and GDR-S-017 (1998).
- [19] V. Ruhlmann-Kleider, in proceedings of XIX International Symposium on Lepton and Photon Interactions at High Energies (Lepton-Photon 99), Stanford, California, 9–14 August 1999, edited by J. Jaros and M. Peskin (World Scientific, Singapore, 2000), p. 416.
- [20] M. Spira, Fortschr. Phys. **46**, 203 (1998).
- [21] W. A. Bardeen, A. J. Buras, D. W. Duke, and T. Muta, Phys. Rev. D **18**, 3998 (1978).

- [22] A. D. Martin, R. G. Roberts, W. J. Stirling, and R. S. Thorne, Phys. Lett. B **443**, 301 (1998).
- [23] J. Dai, J. F. Gunion, and R. Vega, Phys. Lett. B **371**, 71 (1996); **387**, 801 (1996); E. Richter-Was and D. Froidevaux, Z. Phys. C **76**, 665 (1997); ATLAS Collaboration, A. Airapetian *et al.*, ATLAS Detector and Physics Performance: Technical Design Report, Vol. II, Report No. CERN/LHCC/99-15 and ATLAS TDR 15 (25 May 1999), p. 754; A. Belyaev, M. Drees, and J. K. Mizukoshi, Eur. Phys. J. C **17**, 337 (2000); R. Lafaye, D. J. Miller, M. Mühlleitner, and S. Moretti, Report No. DESY 99-192, RAL-TR-99-083, and hep-ph/0002238, to appear in *Proceedings of the Workshop on Physics at TeV Colliders*, Les Houches, France, 7–18 June 1999.
- [24] A. A. Barrientos Bendezú and B. A. Kniehl, Phys. Rev. D **61**, 097701 (2000).

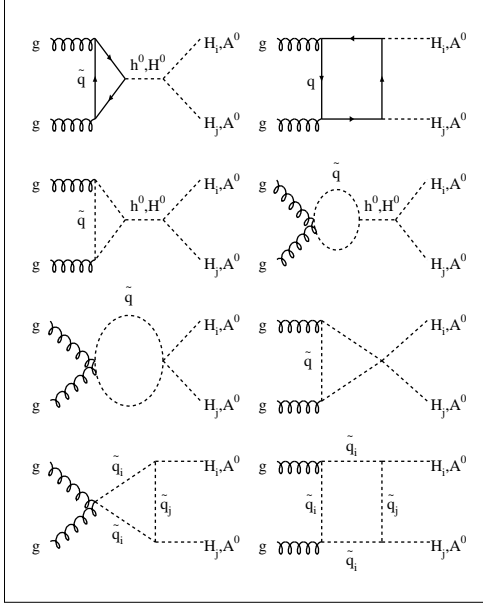


(a)

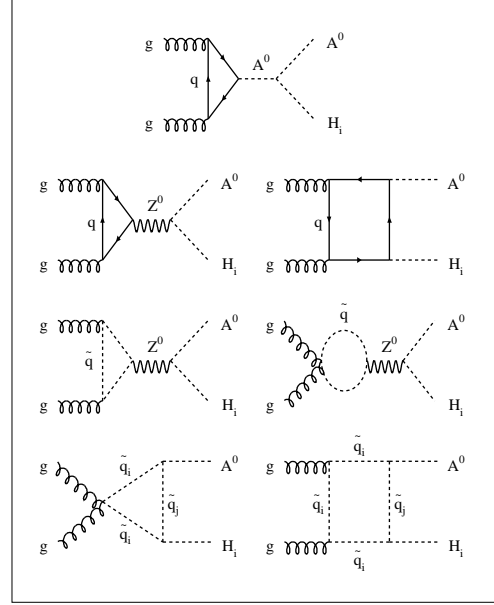


(b)

Figure 1: Tree-level Feynman diagrams for $q\bar{q} \rightarrow \phi_1\phi_2$, with (a) $\phi_1\phi_2 = h^0h^0, h^0H^0, H^0H^0, A^0A^0$ and (b) $\phi_1\phi_2 = h^0A^0, H^0A^0$, in the MSSM.

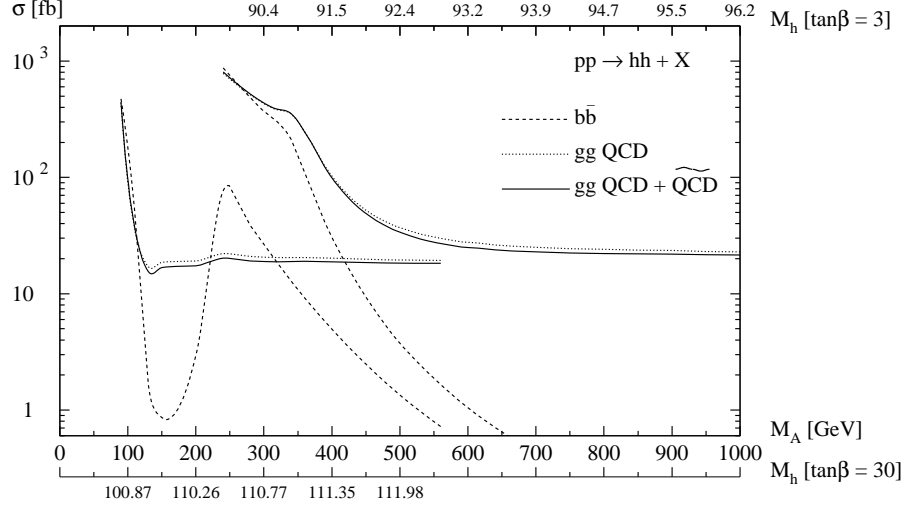


(a)

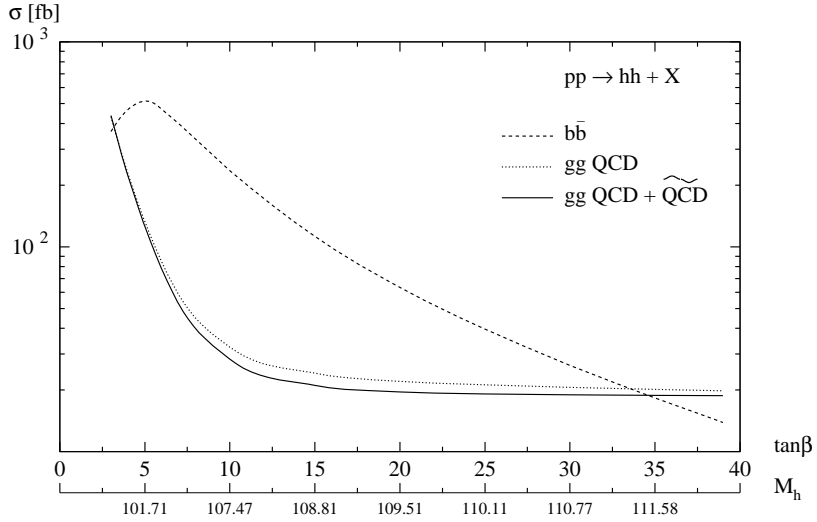


(b)

Figure 2: One-loop Feynman diagrams for $gg \rightarrow \phi_1\phi_2$, with (a) $\phi_1\phi_2 = h^0h^0, h^0H^0, H^0H^0, A^0A^0$ and (b) $\phi_1\phi_2 = h^0A^0, H^0A^0$, due to virtual quarks and squarks in the MSSM.

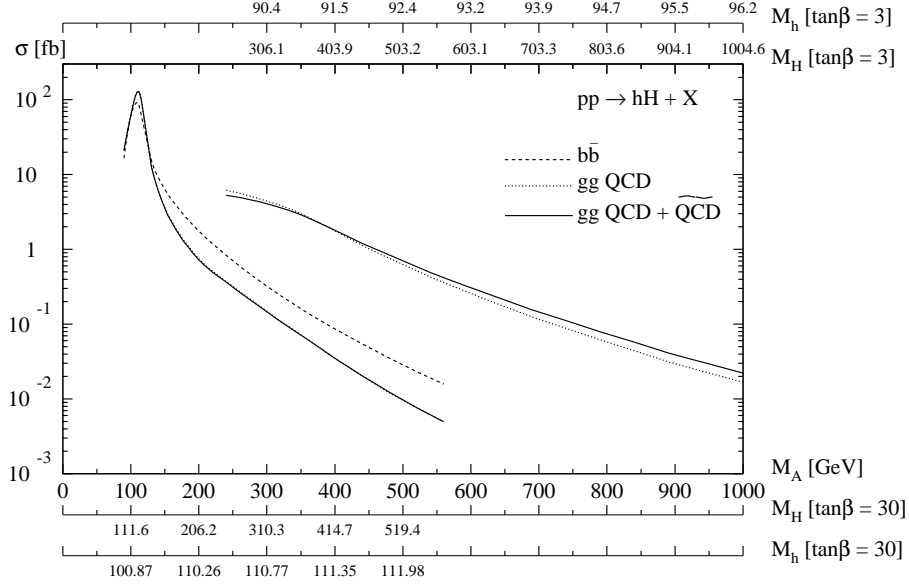


(a)

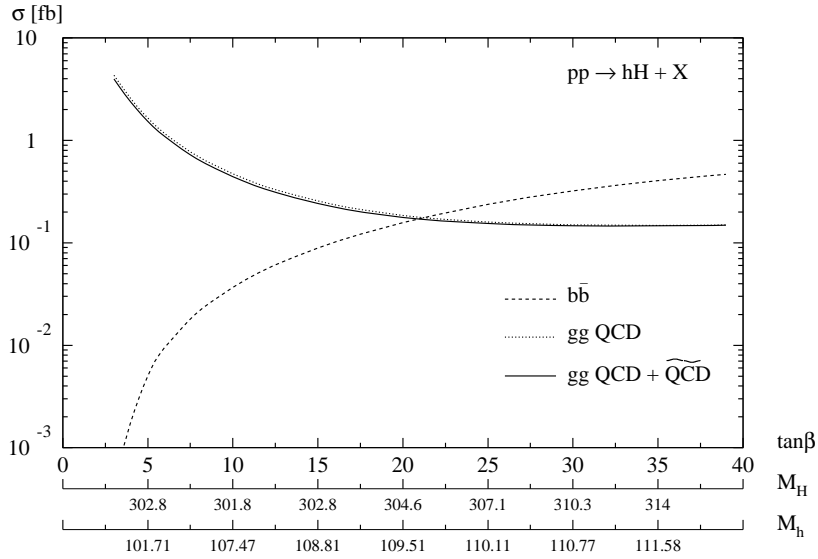


(b)

Figure 3: Total cross sections σ (in fb) of $pp \rightarrow h^0 h^0 + X$ via $b\bar{b}$ annihilation (dashed lines) and gg fusion (solid lines) at the LHC (a) as functions of m_{A^0} for $\tan\beta = 3$ (starting at $m_{A^0} = 240$ GeV) and 30 (starting at $m_{A^0} = 90$ GeV); and (b) as functions of $\tan\beta$ for $m_{A^0} = 300$ GeV. For comparison, also the quark loop contribution to gg fusion (dotted lines) is shown.

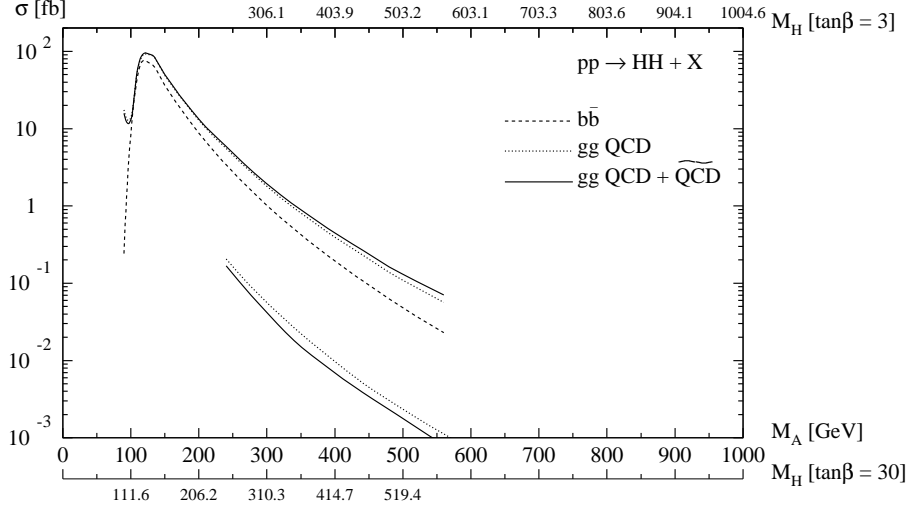


(a)

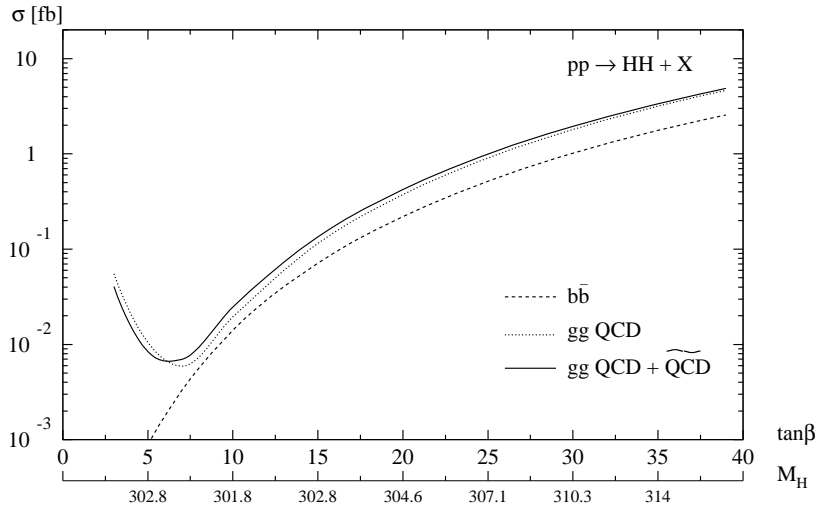


(b)

Figure 4: Total cross sections σ (in fb) of $pp \rightarrow h^0 H^0 + X$ via $b\bar{b}$ annihilation (dashed lines) and gg fusion (solid lines) at the LHC (a) as functions of m_{A^0} for $\tan\beta = 3$ (starting at $m_{A^0} = 240$ GeV) and 30 (starting at $m_{A^0} = 90$ GeV); and (b) as functions of $\tan\beta$ for $m_{A^0} = 300$ GeV. For comparison, also the quark loop contribution to gg fusion (dotted lines) is shown.

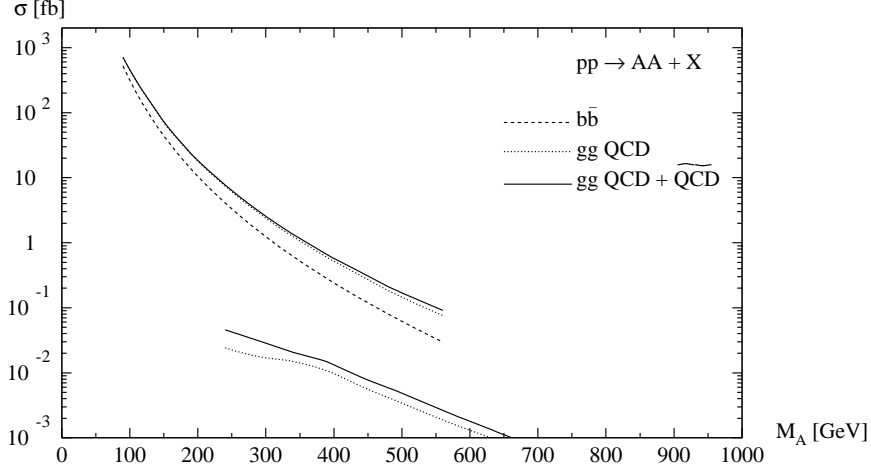


(a)

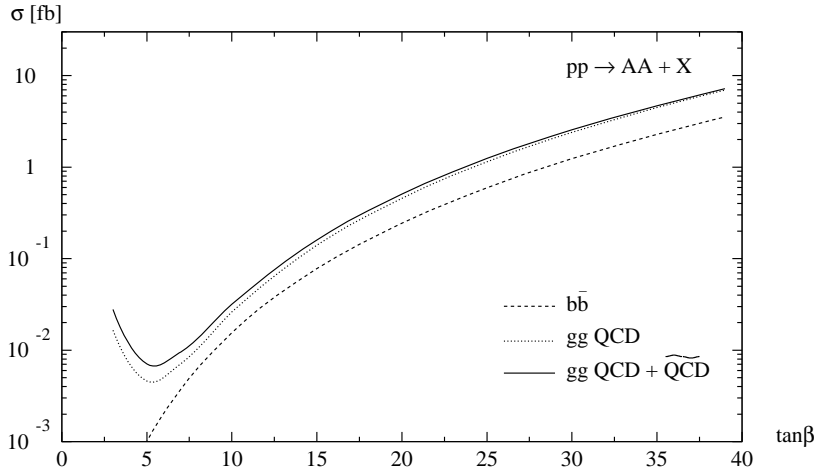


(b)

Figure 5: Total cross sections σ (in fb) of $pp \rightarrow H^0 H^0 + X$ via $b\bar{b}$ annihilation (dashed lines) and gg fusion (solid lines) at the LHC (a) as functions of m_{A^0} for $\tan\beta = 3$ (starting at $m_{A^0} = 240$ GeV) and 30 (starting at $m_{A^0} = 90$ GeV); and (b) as functions of $\tan\beta$ for $m_{A^0} = 300$ GeV. For comparison, also the quark loop contribution to gg fusion (dotted lines) is shown.

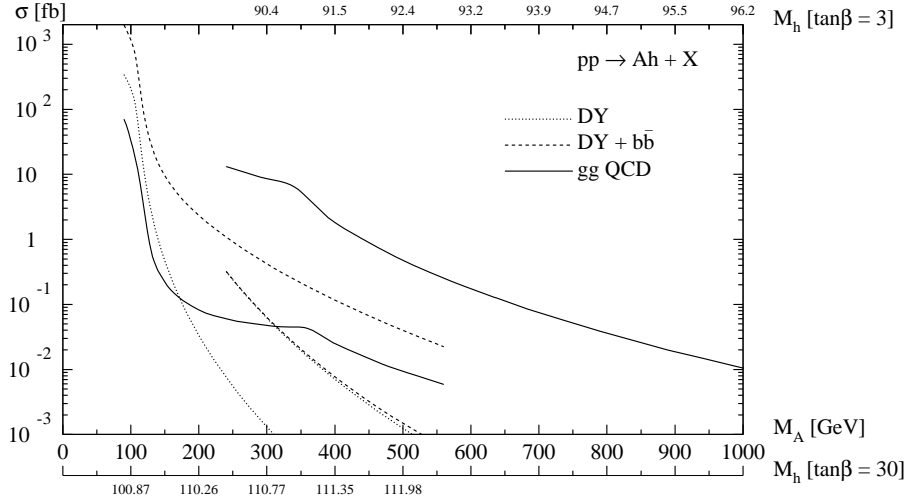


(a)

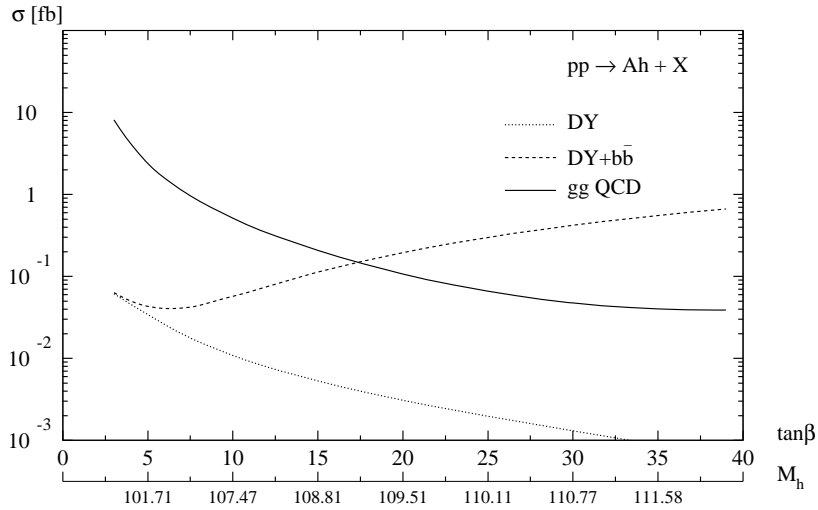


(b)

Figure 6: Total cross sections σ (in fb) of $pp \rightarrow A^0 A^0 + X$ via $b\bar{b}$ annihilation (dashed lines) and gg fusion (solid lines) at the LHC (a) as functions of m_{A^0} for $\tan\beta = 3$ (starting at $m_{A^0} = 240$ GeV) and 30 (starting at $m_{A^0} = 90$ GeV); and (b) as functions of $\tan\beta$ for $m_{A^0} = 300$ GeV. For comparison, also the quark loop contribution to gg fusion (dotted lines) is shown.

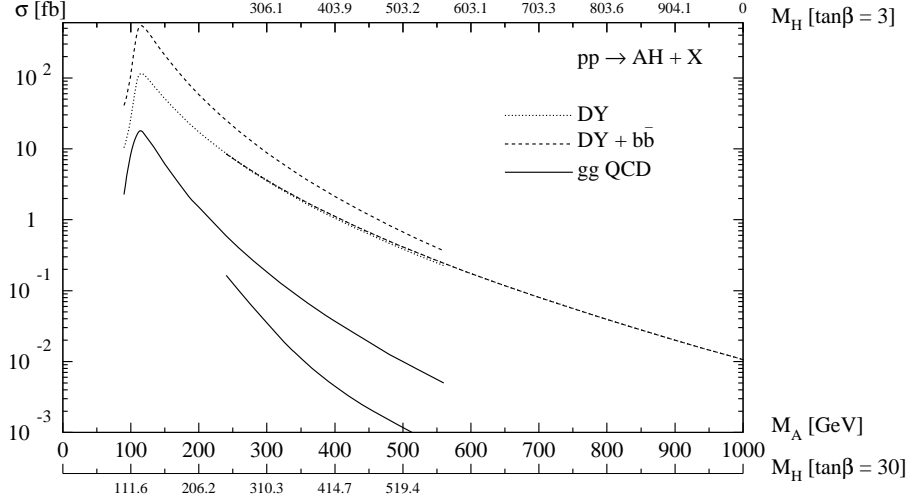


(a)

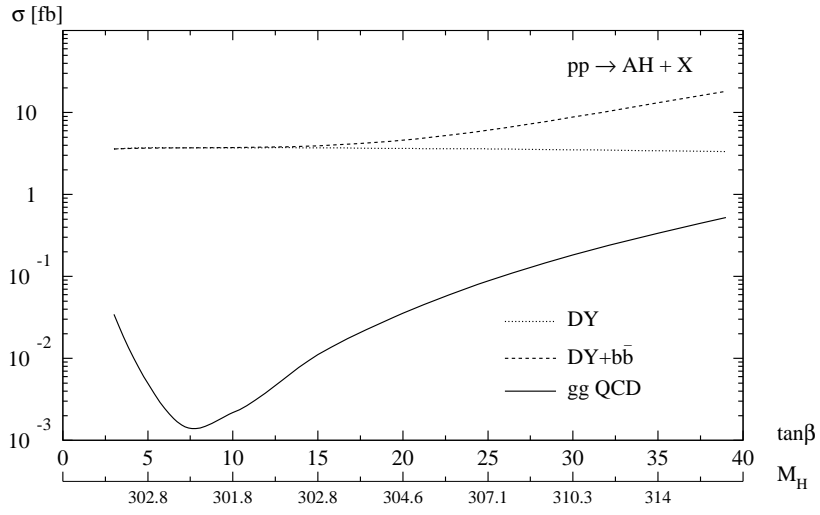


(b)

Figure 7: Total cross sections σ (in fb) of $pp \rightarrow h^0 A^0 + X$ via $q\bar{q}$ annihilation (dashed lines) and gg fusion (solid lines) at the LHC (a) as functions of m_{A^0} for $\tan\beta = 3$ (starting at $m_{A^0} = 240$ GeV) and 30 (starting at $m_{A^0} = 90$ GeV); and (b) as functions of $\tan\beta$ for $m_{A^0} = 300$ GeV. For comparison, also the Drell-Yan contribution to $q\bar{q}$ annihilation (dotted lines) is shown.



(a)



(b)

Figure 8: Total cross sections σ (in fb) of $pp \rightarrow H^0 A^0 + X$ via $q\bar{q}$ annihilation (dashed lines) and gg fusion (solid lines) at the LHC (a) as functions of m_{A^0} for $\tan\beta = 3$ (starting at $m_{A^0} = 240$ GeV) and 30 (starting at $m_{A^0} = 90$ GeV); and (b) as functions of $\tan\beta$ for $m_{A^0} = 300$ GeV. For comparison, also the Drell-Yan contribution to $q\bar{q}$ annihilation (dotted lines) is shown.