

B^0 - \bar{B}^0 mixing from lattice QCD

N. Yamada and S. Hashimoto
for the JLQCD collaboration

High Energy Accelerator Research Organization (KEK), Tsukuba, 305-0801, Japan
E-mail: nyamada@suchi.kek.jp

We report on lattice calculations of the B meson decay constant and the B -parameters using the NRQCD action for heavy quark. We performed a set of calculations at three lattice spacings in the quenched approximation in order to investigate the systematic uncertainty associated with the lattice discretization. Our results indicate that the systematic error is under good control for f_B and B_B . We also present preliminary results from our unquenched simulation.

1 Introduction

The mass difference ΔM_q in the neutral B_q ($q=s$ or d) meson system may be used to determine the CKM elements $|V_{td}|$ or $|V_{ts}|$, and could eventually be a probe to explore new physics beyond the Standard Model. Experimental effort to measure these quantities has already reached excellent accuracy for ΔM_d ¹, and ΔM_s is expected to be observed in the near future. In order to determine $|V_{tq}|$ and then to search for the new physics effects using the mass difference, one has to know the matrix element of the four-quark operator

$$\mathcal{O}_{L_q} = \bar{b}\gamma_\mu(1 - \gamma_5)q \bar{b}\gamma_\mu(1 - \gamma_5)q, \quad (1)$$

with B_q^0 and \bar{B}_q^0 mesons as external states. Conventionally, the matrix element is parameterized in terms of the leptonic decay constant f_{B_q} and the B -parameter B_{B_q} as

$$\langle \bar{B}_q^0 | \mathcal{O}_{L_q}(\mu_b) | B_q^0 \rangle = \frac{8}{3} f_{B_q}^2 B_{B_q}(\mu_b) M_{B_q}^2, \quad (2)$$

when the operator \mathcal{O}_{L_q} is defined at scale μ_b . The mass difference is, then, given by²

$$\Delta M_{B_q} = \mathcal{K} \cdot |V_{tb}^* V_{tq}|^2 [\alpha_s(\mu_b)]^{-6/23} \left[1 + \frac{\alpha_s(\mu_b)}{4\pi} J_5 \right] \times \frac{8}{3} f_{B_q}^2 B_{B_q}(\mu_b) M_{B_q}^2, \quad (3)$$

with \mathcal{K} a known factor. The scale μ_b is usually set to around m_b .

In this report we present recent results from a lattice QCD calculation of the B meson leptonic decay constant and the B -parameter obtained by the JLQCD collaboration. A part of this study has already been published in^{3,4,5,6}.

It is also possible to estimate the width difference of B_s mesons using the heavy quark expansion and lattice QCD. Our attempt is also reported at this conference⁷.

2 Lattice simulations

To obtain reliable results from lattice calculations, systematic uncertainty has to be under control. To disentangle possible systematic errors, we perform three sets of lattice simulations, which we call “Nf0-A”, “Nf0-B” and “Nf2”, respectively. The lattice parameters for these three sets are summarized in Table 1. In these runs the physical volume of the lattice is kept at about $(2 \text{ fm})^3$. Run “Nf0-A” consists of three quenched lattices with different lattice spacings, which may be used to study scaling behavior of the decay constant and the B -parameter. Runs “Nf0-B” and “Nf2”, both of which are still preliminary, have similar parameters except for the number of dynamical flavors. We use these runs to investigate the sea quark effect.

In this work we use the lattice NRQCD action⁸ including entire $1/m$ corrections for heavy quark. This approach has an advantage that the b quark can be directly simulated and then extrapolation in heavy quark mass is not necessary. The light quark is described by the $O(a)$ -improved Wilson quark action⁹ and, in particular, in Runs “Nf0-B” and “Nf2” the $O(a)$ -improvement is done nonperturbatively.

Since the light quark much lighter than the strange quark can not be treated on the lattice with reasonable computer time, the simulations are carried out at four or five different light quark masses around and above the strange quark mass, and the results are extrapolated to the physical light quark mass. In particular, in the dynamical quark simulations “Nf2”, independent generations of gauge configurations are necessary to simulate different sea quark masses.

3 Decay constant

3.1 quenched results

Several years ago, we performed a lattice calculation of the B meson decay constant using the NRQCD action³. The calculations in the quenched approximation were

| Run | Nf0-A | | | Nf0-B | Nf2 |
|--------------|------------------|------------------|------------------|------------------|------------------|
| N_f | 0 | | | 0 | 2 |
| β | 6.1 | 5.9 | 5.7 | 6.0 | 5.2 |
| lattice size | $24^3 \times 64$ | $16^3 \times 48$ | $12^3 \times 32$ | $20^3 \times 48$ | $20^3 \times 48$ |
| a [fm] | 0.086 | 0.120 | 0.176 | 0.108 | 0.095 |
| # of conf. | 518 | 419 | 420 | 180 | 3000 traj. |

Table 1: Simulation parameters. .

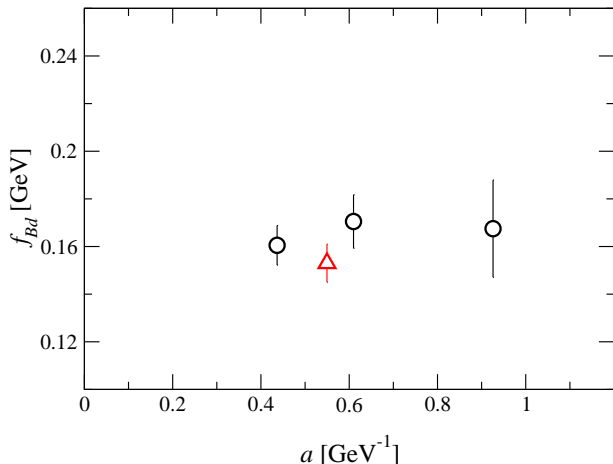


Figure 1: Lattice spacing dependence of the decay constant in the quenched approximation. Error bars include statistical and systematic errors except for the quenching. Open circles are from our previous work. Open triangle is a new result with nonperturbatively $O(a)$ -improved light quarks (Run “Nf0-B”).

carried out at three lattice spacings to investigate the scaling property. The results are plotted in Figure 1 (open circles).

At the present work, in Run “Nf0-B” we performed another quenched calculation, in which the light quark action is nonperturbatively $O(a)$ -improved in contrast to the previous study, in which the improvement is done at the one-loop level. The result is also plotted in Figure 1 (open triangle). We observe from this figure that within the given uncertainty results are consistent with each other. It indicates that the systematic uncertainty depending on the lattice spacing is well controlled with the use of the $O(a)$ -improved actions.

There are many other calculations of the B meson decay constant in the quenched approximation, for which recent summaries are presented in ¹⁰. It is remarkable that results from many groups with different approaches for heavy and light quarks are in reasonable agreement, including our results with the NRQCD.

3.2 unquenching effects

Last year, the JLQCD collaboration started a new project, namely QCD simulations with two flavors of dynamical quarks. A preliminary report on this work is found in ¹¹. The calculation of the B meson decay constant is in progress on these simulations, which we call Run “Nf2” in this report. Unfortunately, at this stage we have not yet accumulated enough statistics to draw definite conclusion, so we present a status report of this work. All the results presented here are very preliminary.

Because of the lack of statistics, the chiral limit of

$$\Phi_{f_{B_d}} = \left(\frac{\alpha_s(M_{P_d})}{\alpha_s(M_{B_d})} \right)^{2/\beta_0} f_{P_d} \sqrt{M_{P_d}} \quad (4)$$

still has large uncertainty as shown in Figure 2. There we attempt various fit functions to obtain the physical light quark mass limit, and linear (solid) and quadratic (dotted) fits, are shown in Figure 2. Both of them have large χ^2/dof and the chiral limit is not very trusted. Perhaps, the reason for the bad statistical behavior of the unquenched calculation is that the simulation has long autocorrelation in the direction of fictitious time in the molecular dynamics evolution. More work is necessary to understand it and eventually to perform reliable chiral extrapolation.

In spite of the poor data, especially toward the chiral limit, we attempt to see the effect of unquenching by comparing the quenched and unquenched calculations of the decay constant. In Figure 3, the unquenched result (circles) from Run “Nf2” are compared with the quenched one (triangles) from Run “Nf0-B”. For the unquenched data, we use the result of quadratic fit in the chiral extrapolation. It seems evident that the unquenched result is higher than the quenched one, as recently found by several groups ¹⁰. More work (and statistics) is, however, necessary to draw definite conclusion. Results with higher statistics will appear in the summer conferences in this year.

4 B -parameter

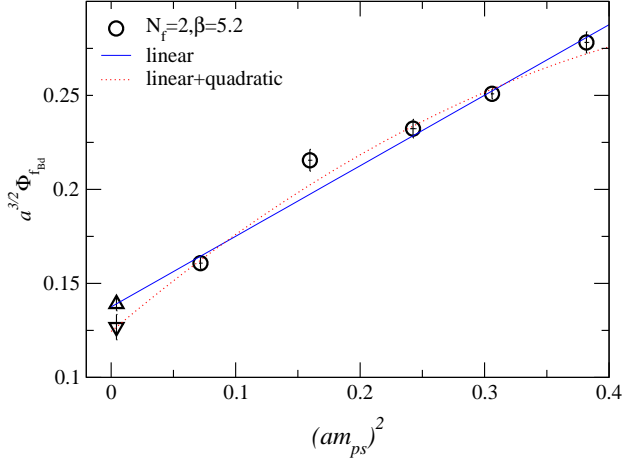


Figure 2: Chiral behavior of the heavy-light decay constant from Run “Nf2”. The solid and dotted lines correspond to the linear and quadratic fits, respectively.

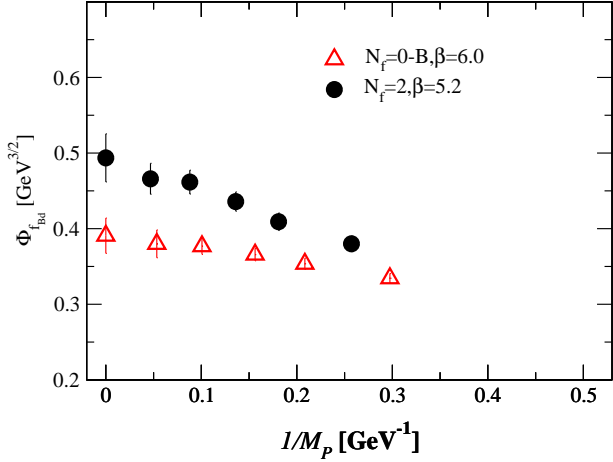


Figure 3: Comparison of the decay constant from quenched (triangles) and unquenched (circles) simulations.

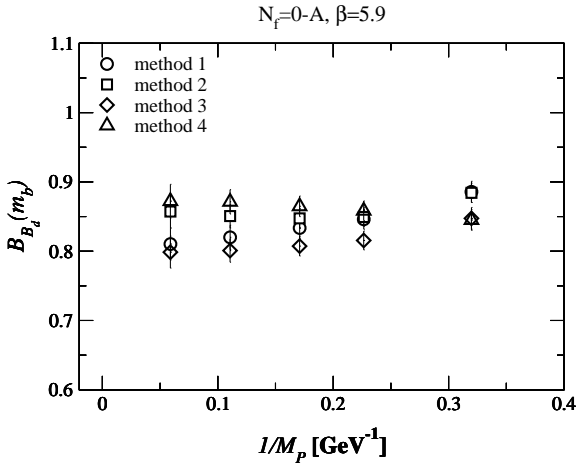


Figure 4: $B_{B_d}(m_b)$ as a function of $1/M_P$ at $\beta=5.9$ in Run “Nf0-A”. Four symbols correspond to four different methods adapted.

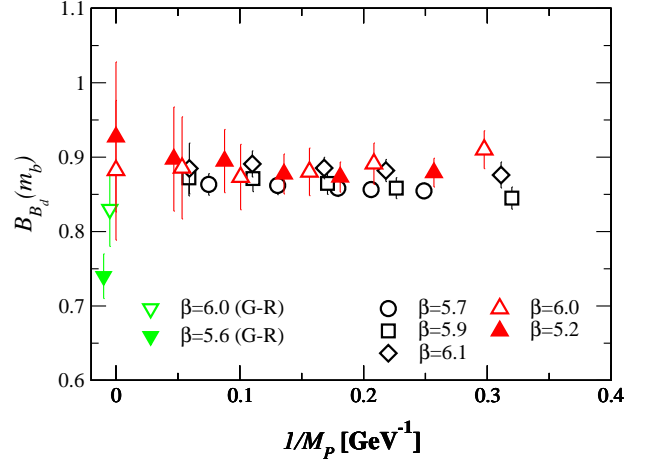


Figure 5: $B_{B_d}(m_b)$ as a function of $1/M_P$ at three lattice spacings (from Run “Nf0-A”). The method 4 is used. The open and filled triangles in the static limit come from the lattice HQET calculations by Giménez and Reyes with $N_f=0$ and 2, respectively¹².

4.1 quenched results

Quenched results for B_B on the Run “Nf0-A” were already reported in⁶. Figure 4 shows the $1/M$ dependence of $B_{B_d}(m_b)$ obtained at $\beta=5.9$. Four symbols represent four different methods to calculate the B -parameters as discussed in⁶, and those have different systematic errors at order $\alpha_s \Lambda_{\text{QCD}}/m$ or at order α_s^2 . We may use the difference among the methods to estimate the size of systematic errors.

In Figure 5, we plot all the results from Run “Nf0-A”, where open circles, boxes and diamonds represent the results at $\beta=5.7, 5.9$ and 6.1 , respectively.

We find that the results from different lattice spacings agree perfectly, suggesting that the systematic error associated with the lattice discretization is small. Another result from Run “Nf0-B” is also plotted in the same figure (open triangle-up), and we find a nice agreement again.

The open triangle-down at $1/M_P=0$ is a result from the static approximation by Giménez and Reyes¹², which is consistent with our result extrapolated to the static limit.^a

^a We also note that the APE¹³ and UKQCD¹⁴ collaboration have recently calculated the B -parameters using the relativistic lattice action for heavy quark, and the results are consistent with ours. Their approach has completely different systematic errors growing as a power of aM , heavy quark mass in the lattice unit. Therefore, an extrapolation is necessary from lighter heavy quark mass region to m_b .

4.2 unquenching effects

Using the same technique we developed in the quenched approximation, we are calculating the B -parameters including the effect of dynamical quarks in the Run “Nf2”. The problem of ill-behaved chiral extrapolation does not exist for B_B , since the light quark mass dependence of the B -parameters is very small. Our preliminary result for $B_{B_d}(m_b)$ is shown in Figure 5 (filled triangle-up), where we do not find significant effect of the unquenching.

A previous unquenched calculation by Giménez and Reyes¹² is also plotted in the figure (filled triangle-down). There result seems significantly lower than others, but the calculation is done without the $O(a)$ -improvement and the result should have different systematic uncertainty.

Our preliminary results for B_B are

$$B_{B_d}(m_b) = 0.83(3)(8), \quad (5)$$

$$B_{B_s}/B_{B_d} = 1.01(2)(2). \quad (6)$$

5 Applications

Let us briefly discuss the application of our results to the phenomenology.

Substituting our results for $B_{B_d}(m_b)$ and the current world average for f_{B_d} by C. Bernard¹⁰ to the formula of mass difference Eq. (3), we obtain

$$0.71 < \left| \frac{V_{tb}^* V_{td}}{V_{cb}^* V_{cd}} \right| < 1.01. \quad (7)$$

Although the mass difference of B_s mesons has not been discovered yet, precise measurement is expected in the near future at Tevatron Run II. We predict it as

$$\Delta M_s = 18.2(4.7) \text{ ps}^{-1}. \quad (8)$$

The current experimental lower bound¹ is 15.0 ps^{-1} . In the previous report⁶, we quoted higher value $\Delta M_s = 20.0(4.7) \text{ ps}^{-1}$. That is because the world average for f_{B_s} changed since that time.

6 Conclusion

It is essential for the determination of $|V_{td}|$ to calculate the B meson decay constant and the B -parameters with controlled errors. The systematic errors associated with the lattice discretization are proved to be under good control in our calculation using the NRQCD action for heavy quark. Both for f_B and B_B we show that the scaling violation is small in the quenched approximation.

Moreover, we started a simulation including the effect of dynamical quarks. At the moment, our statistics is not enough to draw definite conclusion, but we expect results in the near future.

Acknowledgments

We thank Ken-Ichi Ishikawa, Takashi Kaneko, Tetsuya Onogi and other members of JLQCD collaboration for useful discussions. This work is supported by the Supercomputer Project No. 54 (FY2000) of High Energy Accelerator Research Organization (KEK), also in part by the Grant-in-Aid of the Ministry of Education (No. 11740162). N.Y. is supported by the JSPS Research Fellowship.

References

1. B Oscillation Working Group, <http://lepibosc.web.cern.ch/LEPBOSC>.
2. For precise expressions, see G. Buchalla, A.J. Buras and M.E. Lautenbacher, *Rev. Mod. Phys.* **68**, 1125 (1996), and references therein.
3. K-I. Ishikawa *et al.* [JLQCD Collaboration], *Phys. Rev. D* **61**, 074501 (2000).
4. S. Hashimoto, K-I. Ishikawa, H. Matsufuru, T. Onogi and N. Yamada, *Phys. Rev. D* **60**, 094503 (1999).
5. S. Hashimoto, K-I. Ishikawa, T. Onogi, M. Sakamoto, N. Tsutsui and N. Yamada, *Phys. Rev. D* **62**, 114502 (2000).
6. N. Yamada *et al.* [JLQCD Collaboration], *Nucl. Phys. (Proc.Suppl.)* **94**, 379 (2001).
7. S. Hashimoto and N. Yamada, in these proceedings, hep-ph/0104080.
8. B.A. Thacker and G.P. Lepage, *Phys. Rev. D* **43**, 196 (1991); G.P. Lepage, L. Magnea, C. Nakhleh, U. Magnea, and K. Hornbostel, *Phys. Rev. D* **46**, 4052 (1992).
9. B. Sheikholeslami and R. Wohlert, *Nucl. Phys. B* **259**, 752 (1985).
10. For recent reviews, see, for example, S. Hashimoto, *Nucl. Phys. (Proc.Suppl.)* **83**, 3 (2000); C. Bernard *Nucl. Phys. (Proc.Suppl.)* **94**, 159 (2001).
11. S. Aoki *et al.* [JLQCD Collaboration], *Nucl. Phys. (Proc.Suppl.)* **94**, 233 (2001).
12. V. Giménez and J. Reyes, *Nucl. Phys. (Proc.Suppl.)* **93**, 95 (2001); *Nucl. Phys. (Proc.Suppl.)* **94**, 350 (2001).
13. D. Becirevic, D. Meloni, A. Retico, V. Giménez, L. Giusti, V. Lubicz and G. Martinelli, hep-lat/0002025.
14. L. Lellouch, C.-J. Lin [UKQCD Collaboration], hep-ph/0011086.