

Theoretical Directional and Modulated Rates for Direct SUSY Dark Matter Detection

J.D. Vergados^{1,2}

¹ Physics Department, UNISA, Pretoria, South Africa.

² Permanent address: University of Ioannina, Ioannina, GR 45110, Greece.
E-mail: Vergados@cc.uoi.gr

Abstract. Exotic dark matter together with the vacuum energy (cosmological constant) seem to dominate in the flat Universe. Thus direct dark matter detection is central to particle physics and cosmology. Supersymmetry provides a natural dark matter candidate, the lightest supersymmetric particle (LSP). Furthermore from the knowledge of the density and velocity distribution of the LSP, the quark substructure of the nucleon and the nuclear structure (form factor and/or spin response function), one is able to evaluate the event rate for LSP-nucleus elastic scattering. The thus obtained event rates are, however, very low. So it is imperative to exploit the two signatures of the reaction, namely the modulation effect, i.e. the dependence of the event rate on the Earth's motion, and the directional asymmetry, i.e. the dependence of the rate on the relative angle between the direction of the recoiling nucleus and the sun's velocity. These two signatures are studied in this paper employing various velocity distributions and a supersymmetric model with universal boundary conditions at large $\tan\beta$.

1 Introduction

The combined MAXIMA-1 BOOMERANG and COBE/DMR Cosmic Microwave Background (CMB) observations imply that the Universe is flat [1], $\Omega = 1.11 \pm 0.07$, while the baryonic component is very small $\Omega_b h^2 = 0.032^{+0.009}_{-0.008}$. Furthermore exotic dark matter has become necessary in order to close the Universe. In fact about a decade ago the COBE data [2] suggested that CDM (Cold Dark Matter) dominates the Universe, Ω_{CDM} being at least 60% [3]. Subsequent evidence from two different teams, the High-z Supernova Search Team [4] and the Supernova Cosmology Project [5], [6] changed this view suggesting that the Universe may be dominated by the cosmological constant Λ or dark energy. In other words one roughly finds a baryonic component $\Omega_B = 0.1$ along with the exotic components $\Omega_{CDM} = 0.3$ and $\Omega_\Lambda = 0.6$. In a more detailed analysis by Einasto [7] one finds $h = 0.65 \pm 0.07$, $\Omega_b = 0.05 \pm 0.02$, $\Omega_{CDM} = 0.36 \pm 0.05$, $\Omega_{HDM} \leq 0.05$ and $\Omega_\Lambda = 0.65 \pm 0.05$. Since the non exotic component cannot exceed 40% of the CDM [8], there is room for the exotic WIMP's (Weakly Interacting Massive Particles). In fact the DAMA experiment [9] has claimed the observation of one signal in direct detection of a WIMP, which with better statistics has subsequently been interpreted as a modulation signal [10].

In the most favored scenario of supersymmetry the LSP can be simply described as a Majorana fermion, a linear combination of the neutral components of the gauginos and Higgsinos [11,12,14].

2 An Overview of Direct Detection - The Allowed SUSY Parameter Space.

Since this particle is expected to be very massive, $m_\chi \geq 30\text{GeV}$, and extremely non relativistic with average kinetic energy $T \leq 100\text{KeV}$, it can be directly detected [16,17] mainly via the recoiling of a nucleus (A,Z) in elastic scattering. In order to compute the event rate one needs the following ingredients:

1) An effective Lagrangian at the elementary particle (quark) level obtained in the framework of supersymmetry as described , e.g., in Refs. [14,16].

2) A procedure in going from the quark to the nucleon level, i.e. a quark model for the nucleon. The results depend crucially on the content of the nucleon in quarks other than u and d. This is particularly true for the scalar couplings as well as the isoscalar axial coupling [18]–[21].

3) Compute the relevant nuclear matrix elements [22,24] using as reliable as possible many body nuclear wave functions. The situation is a bit simpler in the case of the scalar coupling, in which case one only needs the nuclear form factor.

Since the obtained rates are very low, one would like to be able to exploit the modulation of the event rates due to the earth's revolution around the sun [25,26]–[28]. To this end one adopts a folding procedure assuming some distribution [26,28] of velocities for the LSP. One also would like to know the directional rates, by observing the nucleus in a certain direction, which correlate with the motion of the sun around the center of the galaxy and the motion of the Earth [11,29].

The calculation of this cross section has become pretty standard. One starts with representative input in the restricted SUSY parameter space as described in the literature [12,14] (see also Arnowitt and Dutta [15], which will appear in these proceedings). We will adopt a phenomenological procedure taking universal soft SUSY breaking terms at M_{GUT} , i.e., a common mass for all scalar fields m_0 , a common gaugino mass $M_{1/2}$ and a common trilinear scalar coupling A_0 , which we put equal to zero (we will discuss later the influence of non-zero A_0 's). Our effective theory below M_{GUT} then depends on the parameters [12]:

$$m_0, M_{1/2}, \mu_0, \alpha_G, M_{GUT}, h_t, , h_b, , h_\tau, \tan\beta ,$$

where $\alpha_G = g_G^2/4\pi$ (g_G being the GUT gauge coupling constant) and h_t, h_b, h_τ are respectively the top, bottom and tau Yukawa coupling constants at M_{GUT} . The values of α_G and M_{GUT} are obtained as described in Ref.[12]. For a specified value of $\tan\beta$ at M_S , we determine h_t at M_{GUT} by fixing the top quark mass at the center of its experimental range, $m_t(m_t) = 166\text{GeV}$. The value of h_τ at M_{GUT} is fixed by using the running tau lepton mass at m_Z , $m_\tau(m_Z) = 1.746\text{GeV}$. The value of h_b at M_{GUT} used is such that:

$$m_b(m_Z)_{\overline{SM}}^{\overline{DR}} = 2.90 \pm 0.14 \text{ GeV.}$$

after including the SUSY threshold correction. The SUSY parameter space is subject to the following constraints:

1.) The LSP relic abundance will satisfy the cosmological constrain:

$$0.09 \leq \Omega_{LSP} h^2 \leq 0.22 \quad (1)$$

2.) The Higgs bound obtained from recent CDF [30] and LEP2 [31], i.e. $m_h > 113 \text{ GeV}$.

3.) We will limit ourselves to LSP-nucleon cross sections for the scalar coupling, which gives detectable rates

$$4 \times 10^{-7} \text{ pb} \leq \sigma_{scalar}^{nucleon} \leq 2 \times 10^{-5} \text{ pb} \quad (2)$$

We should remember that the event rate does not depend only on the nucleon cross section, but on other parameters also, mainly on the LSP mass and the nucleus used in target. The condition on the nucleon cross section imposes severe constraints on the acceptable parameter space. In particular in our model it restricts $\tan\beta$ to values $\tan\beta \simeq 50$. We will not elaborate further on this point, since related work has already appeared elsewhere [12,32].

3 Expressions for the Differential Cross Section .

The effective Lagrangian describing the LSP-nucleus cross section can be cast in the form [16]

$$L_{eff} = -\frac{G_F}{\sqrt{2}} \{ (\bar{\chi}_1 \gamma^\lambda \gamma_5 \chi_1) J_\lambda + (\bar{\chi}_1 \chi_1) J \} \quad (3)$$

where

$$J_\lambda = \bar{N} \gamma_\lambda (f_V^0 + f_V^1 \tau_3 + f_A^0 \gamma_5 + f_A^1 \gamma_5 \tau_3) N \quad , \quad J = \bar{N} (f_s^0 + f_s^1 \tau_3) N \quad (4)$$

We have neglected the uninteresting pseudoscalar and tensor currents. Note that, due to the Majorana nature of the LSP, $\bar{\chi}_1 \gamma^\lambda \chi_1 = 0$ (identically).

With the above ingredients the differential cross section can be cast in the form [11,25,26]

$$d\sigma(u, v) = \frac{du}{2(\mu_r b v)^2} [(\bar{\Sigma}_S + \bar{\Sigma}_V \frac{v^2}{c^2}) F^2(u) + \bar{\Sigma}_{spin} F_{11}(u)] \quad (5)$$

$$\bar{\Sigma}_S = \sigma_0 \left(\frac{\mu_r(A)}{\mu_r(N)} \right)^2 \{ A^2 [(f_S^0 - f_S^1 \frac{A-2Z}{A})^2] \simeq \sigma_{p,\chi^0}^S A^2 \left(\frac{\mu_r(A)}{\mu_r(N)} \right)^2 \} \quad (6)$$

$$\bar{\Sigma}_{spin} = \sigma_{p,\chi^0}^{spin} \zeta_{spin} \quad , \quad \zeta_{spin} = \frac{(\mu_r(A)/\mu_r(N))^2}{3(1 + \frac{f_A^0}{f_A^1})^2} S(u) \quad (7)$$

$$S(u) = [(\frac{f_A^0}{f_A^1} \Omega_0(0))^2 \frac{F_{00}(u)}{F_{11}(u)} + 2 \frac{f_A^0}{f_A^1} \Omega_0(0) \Omega_1(0) \frac{F_{01}(u)}{F_{11}(u)} + \Omega_1(0)^2] \quad (8)$$

$$\bar{\Sigma}_V = \sigma_{p,\chi^0}^V \zeta_V \quad (9)$$

$$\zeta_V = \frac{(\mu_r(A)/\mu_r(N))^2}{(1 + \frac{f_V^1}{f_V^0})^2} A^2 (1 - \frac{f_V^1}{f_V^0} \frac{A - 2Z}{A})^2 [(\frac{v_0}{c})^2 [1 - \frac{1}{(2\mu_r b)^2} \frac{2\eta + 1}{(1 + \eta)^2} \frac{\langle 2u \rangle}{\langle v^2 \rangle}]] \quad (10)$$

σ_{p,χ^0}^i = proton cross-section, $i = S, spin, V$ given by:

$\sigma_{p,\chi^0}^S = \sigma_0 (f_S^0)^2 (\frac{\mu_r(N)}{m_N})^2$ (scalar), (the isovector scalar is negligible, i.e. $\sigma_p^S = \sigma_n^S$)
 $\sigma_{p,\chi^0}^{spin} = \sigma_0 3 (f_A^0 + f_A^1)^2 (\frac{\mu_r(N)}{m_N})^2$ (spin), $\sigma_{p,\chi^0}^V = \sigma_0 (f_V^0 + f_V^1)^2 (\frac{\mu_r(N)}{m_N})^2$ (vector)
 where m_N is the nucleon mass, $\eta = m_x/m_N A$, and $\mu_r(A)$ is the LSP-nucleus reduced mass, $\mu_r(N)$ is the LSP-nucleon reduced mass and

$$\sigma_0 = \frac{1}{2\pi} (G_F m_N)^2 \simeq 0.77 \times 10^{-38} cm^2 \quad (11)$$

$$Q = Q_0 u, \quad Q_0 = \frac{1}{Am_N b^2} = 4.1 \times 10^4 A^{-4/3} KeV \quad (12)$$

where Q is the energy transfer to the nucleus and $F(u)$ is the nuclear form factor.

In the present paper we will concentrate on the coherent mode. For a discussion of the spin contribution, expected to be important in the case of the light nuclei, has been reviewed elsewhere [24,32].

4 Expressions for the Rates.

The non-directional event rate is given by:

$$R = R_{non-dir} = \frac{dN}{dt} = \frac{\rho(0)}{m_\chi} \frac{m}{Am_N} \sigma(u, v) |v| \quad (13)$$

Where $\rho(0) = 0.3 GeV/cm^3$ is the LSP density in our vicinity and m is the detector mass. The differential non-directional rate can be written as

$$dR = dR_{non-dir} = \frac{\rho(0)}{m_\chi} \frac{m}{Am_N} d\sigma(u, v) |v| \quad (14)$$

where $d\sigma(u, v)$ was given above.

The directional differential rate [11],[28] in the direction \hat{e} is given by :

$$dR_{dir} = \frac{\rho(0)}{m_\chi} \frac{m}{Am_N} v \cdot \hat{e} H(v \cdot \hat{e}) \frac{1}{2\pi} d\sigma(u, v) \quad (15)$$

where H the Heaviside step function. The factor of $1/2\pi$ is introduced, since the differential cross section of the last equation is the same with that entering the non-directional rate, i.e. after an integration over the azimuthal angle around the nuclear momentum has been performed. In other words, crudely speaking,

$1/(2\pi)$ is the suppression factor we expect in the directional rate compared to the usual one. The precise suppression factor depends, of course, on the direction of observation. The mean value of the non-directional event rate of Eq. (14), is obtained by convoluting the above expressions with the LSP velocity distribution $f(v, v_E)$ with respect to the Earth, i.e. is given by:

$$\left\langle \frac{dR}{du} \right\rangle = \frac{\rho(0)}{m_\chi} \frac{m}{Am_N} \int f(v, v_E) |v| \frac{d\sigma(u, v)}{du} d^3v \quad (16)$$

The above expression can be more conveniently written as

$$\left\langle \frac{dR}{du} \right\rangle = \frac{\rho(0)}{m_\chi} \frac{m}{Am_N} \sqrt{\langle v^2 \rangle} \left\langle \frac{d\Sigma}{du} \right\rangle, \quad \left\langle \frac{d\Sigma}{du} \right\rangle = \int \frac{|v|}{\sqrt{\langle v^2 \rangle}} f(v, v_E) \frac{d\sigma(u, v)}{du} d^3v \quad (17)$$

After performing the needed integrations over the velocity distribution, to first order in the Earth's velocity, and over the energy transfer u the last expression takes the form

$$R = \bar{R} t [1 + h(a, Q_{min}) \cos \alpha] \quad (18)$$

where α is the phase of the Earth ($\alpha = 0$ around June 2nd) and Q_{min} is the energy transfer cutoff imposed by the detector. In the above expressions \bar{R} is the rate obtained in the conventional approach [16] by neglecting the folding with the LSP velocity and the momentum transfer dependence of the differential cross section, i.e. by

$$\bar{R} = \frac{\rho(0)}{m_\chi} \frac{m}{Am_N} \sqrt{\langle v^2 \rangle} [\bar{\Sigma}_S + \bar{\Sigma}_{spin} + \frac{\langle v^2 \rangle}{c^2} \bar{\Sigma}_V] \quad (19)$$

where $\bar{\Sigma}_i, i = S, V, spin$ contain all the parameters of the SUSY models. The modulation is described by the parameter h .

The total directional event rates can be obtained in a similar fashion by suitably modifying Eq. (16)

$$\left\langle \frac{dR}{du} \right\rangle_{dir} = \frac{\rho(0)}{m_\chi} \frac{m}{Am_N} \int f(v, v_E) \frac{v \cdot \hat{e} H(v \cdot \hat{e})}{2\pi} \frac{d\sigma(u, v)}{du} d^3v \quad (20)$$

The integration of the above equation is difficult. So we find it convenient to go to a coordinate system in which the polar axis is in the direction of observation \hat{e} , which in the above coordinate system is specified by the polar angle Θ and the azimuthal angle Φ . In this new coordinate system polar angle specifying the velocity vector is simply restricted to be $0 \leq \theta \leq \pi$, while the azimuthal angle ϕ is unrestricted. Thus the unit vectors along the new coordinate axes, $\hat{X}, \hat{Y}, \hat{Z}$, are expressed in terms of the old ones as follows:

$$\hat{Z} = \sin \Theta \cos \Phi \hat{x} + \sin \Theta \sin \Phi \hat{y} + \cos \Theta \hat{z}. \quad (21)$$

$$\hat{X} = \cos \Theta \cos \Phi \hat{x} + \cos \Theta \sin \Phi \hat{y} - \sin \Theta \hat{z}. \quad (22)$$

$$\hat{Y} = -\sin \Phi \hat{x} + \cos \Phi \hat{y}. \quad (23)$$

Thus the LSP velocity is expressed in the new coordinate system as:

$$v_x = \sin \Theta \cos \Phi v_X + \sin \Theta \sin \Phi v_Y + \cos \Theta v_Z, \quad (24)$$

$$v_y = \cos \Theta \cos \Phi v_X + \cos \Theta \sin \Phi v_Y - \sin \Theta v_Z, \quad (25)$$

$$v_z = -\sin \Phi v_X + \cos \Phi v_Y, \quad (26)$$

with $v_X = v \sin \theta \cos \phi$, $v_Y = v \sin \theta \sin \phi$, $v_Z = v \cos \theta$. It is thus straightforward to go to polar coordinates in velocity space and get:

$$\left\langle \frac{dR}{du} \right\rangle_{dir} = \frac{\rho(0)}{m_\chi} \frac{m}{Am_N} \int_0^{v_m} v^3 dv \int_0^1 d\xi \int_0^{2\pi} d\phi \frac{\tilde{f}(\Theta, \Phi, v, \xi, \phi, v_E)}{2\pi} \frac{d\sigma(u, v)}{du} \quad (27)$$

Now the orientation parameters Θ and Φ appear explicitly and not implicitly via the limits of integration. The function \tilde{f} can be obtained from the velocity distribution, but it will not be explicitly shown here. Thus we obtain:

$$R_{dir} = \bar{R}[(t_{dir}/2\pi) [1 + (h_1 - h_2)\cos\alpha] + h_3\sin\alpha] \quad (28)$$

where the quantity t_{dir} provides the non modulated amplitude, while h_1, h_2 and h_3 describe the modulation. They are functions of Θ and Φ as well as the parameters a and Q_{min} . The effect of folding with LSP velocity on the total rate is taken into account via the quantity t_{dir} , which depends on the LSP mass. All other SUSY parameters have been absorbed in \bar{R} . In the special case previously studied, i.e along the coordinate axes, we find that: a) in the direction of the sun's motion $h_2 = h_3 = 0$, b) along the radial direction (y axes) $h_3 = 0$ and c) in the vertical to the galaxy $h_2 = 0$. Instead of t_{dir} itself it is more convenient to present the reduction factor of the non modulated directional rate compared to the usual non-directional one, i.e.

$$f_{red} = \frac{R_{dir}}{R} = t_{dir}/(2\pi t) = \kappa/(2\pi) \quad (29)$$

It turns out that the parameter κ , being the ratio of two rates, is less dependent on these parameters. Another quantity, which may be of experimental interest is the asymmetry $|R_{dir}(-) - R_{dir}(+)|/(R_{dir}(-) + R_{dir}(+))$. This is completely independent of all other parameters except the LSP mass and the velocity distribution. The directional rates exhibit interesting pattern of modulation. Given the functions $h_l(a, Q_{min})$, $l = 1, 2, 3$, one can plot the the expression in Eqs (18) and 28 as a function of the phase of the earth α .

5 Results and Discussion

The three basic ingredients of our calculation were the input SUSY parameters, a quark model for the nucleon and the velocity distribution combined with the structure of the nuclei involved. We will focus our discussion on the coherent scattering and present results for the popular target ^{127}I . We have utilized two

nucleon models indicated by B and C, for their description see our previous work [32], which take into account the presence of heavy quarks in the nucleon. We also considered the effects on the rates of the energy cut off imposed by the detector, by considering two typical cases $Q_{min} = 0, 10$ KeV. The thus obtained results for the non modulated non directional event rates, $\bar{R}t$, in the case of the symmetric isothermal model for a typical SUSY parameter choice [12] are shown in Fig. 1. The two relative parameters, i.e. the quantities t and h , are shown in

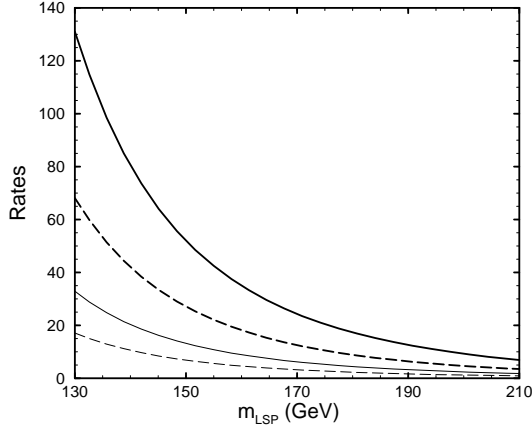


Fig. 1. The Total detection rate per $(kg - target)yr$ vs the LSP mass in GeV for a typical solution in our parameter space in the case of ^{127}I corresponding to model B (thick line) and Model C (fine line). For the definitions see text.

Figs 2 and 3 respectively in the case of isothermal models. The case of non

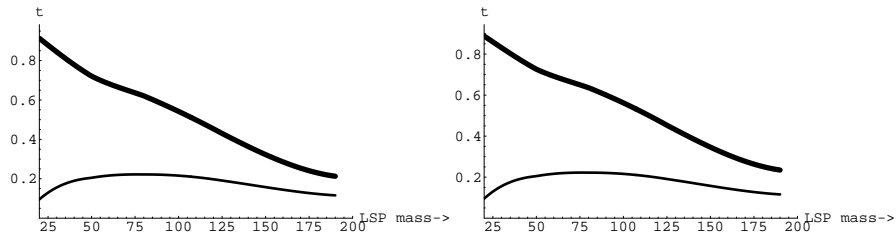


Fig. 2. The dependence of the quantity t on the LSP mass for the symmetric case ($\lambda = 0$) on the left as well as for the maximum axial asymmetry ($\lambda = 1$) on the right in the case of the target ^{127}I . For orientation purposes two detection cutoff energies are exhibited, $Q_{min} = 0$ (thick solid line) and $Q_{min} = 10$ keV (thin solid line). As expected t decreases as the cutoff energy and/or the LSP mass increase. We see that the asymmetry parameter λ has little effect on the non modulated rate.

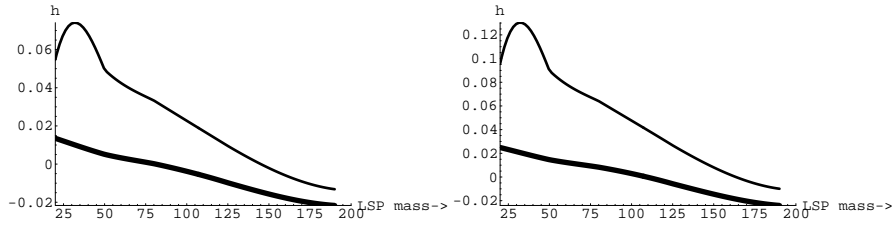


Fig. 3. The same as in Fig. 2 for the modulated amplitude. We see that the modulation is small and decreases with the LSP mass. It even changes sign for large LSP mass. The introduction of a cutoff Q_{min} increases the modulation (at the expense of the total number of counts). It also increases with the asymmetry parameter λ .

isothermal models, e.g. caustic rings, is more complicated [28] and it will only briefly be discussed here.

In the case of the directional rates we calculated the reduction factors and the asymmetry parameters as well as the modulation amplitudes as functions of the direction of observation, focusing our attention along the three axes, i.e. along $+z, -z, +y, -y, +x$ and $-x$ [27]. Since f_{red} is the ratio of two parameters, its dependence on Q_{min} and the LSP mass is mild. So we present results for $Q_{min} = 0$ and give an average as a function of the LSP mass (see Table 1).

As we have seen the modulation can be described in terms of the parameters h_i , $i = 1, 2, 3$ (see Eq. (28)). If the observation is done in the direction opposite to the sun's direction of motion, the modulation amplitude h_1 behaves in the same way as the non directional one, namely h . It is more instructive to consider directions of observation in the plane perpendicular to the sun's direction of motion ($\Theta = \pi/2$) even though the non modulated rate is quite reduced in this direction. Along the $-y$ direction ($\Phi = (3/2)\pi$) the modulation amplitude $h_1 - h_2$ is constant, -0.20 and -0.30 for $\lambda = 0, 1$ respectively. In other words it is large and leads to a maximum rate in December. Along the $+y$ direction the modulation is exhibited in Fig. 4.

6 Conclusions

In the present paper we have discussed the parameters, which describe the event rates for direct detection of SUSY dark matter. Only in a small segment of the allowed parameter space the rates are above the present experimental goals. We thus looked for characteristic experimental signatures for background reduction, i.e. a) Correlation of the event rates with the motion of the Earth (modulation effect) and b) the directional rates (their correlation both with the velocity of the sun and that of the Earth.)

A typical graph for the total non modulated rate is shown Fig. 1. The relative parameters t and h in the case of non directional experiments are exhibited in

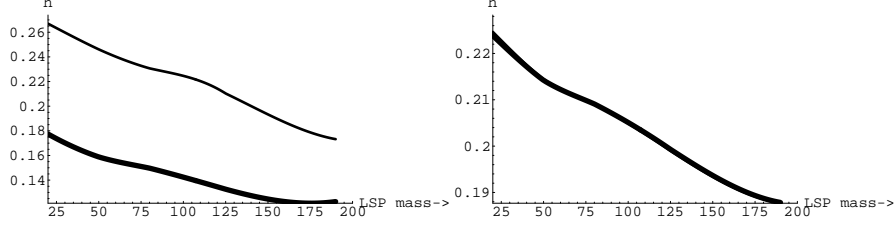


Fig. 4. On the left figure one sees the quantity $h_1 - h_2$ in the direction $+y$ for $\lambda = 0$ (thick line) and $\lambda = 1$ thin line. In the $-y$ direction this quantity is constant and negative, -0.20 and -0.30 for $\lambda = 0$ and 1 respectively. As a result the modulation effect is opposite (minimum in June the 3rd). On the right figure we show the modulation amplitude in the direction $+x$, which is essentially h_3 , since $|h_1| \ll |h_3|$. Thus in this case the maximum occurs around September the 3rd and the minimum 6 months later. The opposite is true in the $-x$ direction.

Table 1. The ratio κ of the non modulated directional rate along the three directions to the non-directional one: z is in the direction of the sun's motion, x is in the radial direction and y is perpendicular to the axis of the galaxy. The asymmetry is also given. $Q_{min} = 0$ was assumed.

		isothermal		caustic rings	
λ	dir.	+	- asym	+	- asym
0	z	0.02	0.50	0.92	0.75
0	y	0.16	0.16	0	0.22
0	x	0.16	0.16	0	0.37
1	z	0.04	0.58	0.90	-
1	y	0.12	0.12	0	-
1	x	0.17	0.17	0	-

Fig. 2 and Fig. 3. We must emphasize that the two graphs of Fig. 2 do not contain the entire dependence on the LSP mass. This is due to the fact that there is the extra factor m_{χ}^{-1} in Eq. (19) and a factor of μ_r^2 arising from Σ_i , $i = S, spin, V$, see Eqs (6), (7), and (10). All these factors combined lead to a constant. There remains, however, an LSP mass dependence, which is due to the fact that the nucleon cross section itself depends on the LSP mass.

Figs 2 and 3 were obtained for the scalar interaction, but similar behavior is expected for the spin contribution. The scale of the total spin contribution, however, is going to be very different. We should also mention that in the non directional experiments the modulation $2h_1$ is small, i.e. for $\lambda = 0$ less than 4% for $Q_{min} = 0$ and 12% for $Q_{min} = 10 \text{ KeV}$ (at the expense of the total number

of counts). For $\lambda = 1$ there is no change for $Q_{min} = 0$, but it can go as high as 24% for $Q_{min} = 10 \text{ KeV}$.

For the directional rates It is instructive to examine the reduction factors along the three axes, i.e along $+z, -z, +y, -y, +x$ and $-x$. These depend on the nuclear parameters, the reduced mass, the energy cutoff Q_{min} and λ [27]. Since f_{red} is the ratio of two parameters, its dependence on Q_{min} and the LSP mass is mild. So we present results for $Q_{min} = 0$ and give their average as a function of the LSP mass (see Table 1). As expected the maximum rate is along the sun's direction of motion, i.e opposite to its velocity ($-z$) in the Gaussian distribution and $+z$ in the case of caustic rings. In fact we find that $\kappa(-z)$ is around 0.5 (no asymmetry) and around 0.6 (maximum asymmetry, $\lambda = 1.0$). It is not very different from the naively expected $f_{red} = 1/(2\pi) = \kappa = 1$. The asymmetry along the sun's direction of motion, $asym = |R_{dir}(-) - R_{dir}(+)|/(R_{dir}(-) + R_{dir}(+))$ is quite characteristic and, for a given direction, it depends on the velocity distribution. It is large in the direction of the sun's motion in the isothermal models and a bit smaller in caustic rings. The rate in the other directions is quite a bit smaller (see Table 1). In this case for the isothermal model the asymmetry is zero, while in the case of caustic rings it is sizable. So the two models can be easily distinguished. The disadvantage of smaller rates in the plane perpendicular to the sun's velocity may be compensated by the very large and characteristic modulation. It is interesting to note that even the functional dependence on the phase of the Earth α changes substantially with the direction of observation.

In conclusion: in the case of directional non modulated rates we expect unambiguous correlation with the motion on the sun, which can be explored by the experimentalists. The reduction factor in the direction of the motion of the sun is approximately only $1/(4\pi)$ relative to the non directional experiments. In the plane perpendicular to the motion of the sun we expect interesting modulation signals, but the reduction factor becomes worse. These difficulties may be reduced, if the TPC counters can make observations in many directions simultaneously.

This work was supported by the European Union under the contracts RTN No HPRN-CT-2000-00148 and TMR No. ERBFMRX-CT96-0090.

References

1. Jaffe, A.H. *et al.*, *Phys. Rev. Lett.* **86**, 3475 (2001).
 2. Smoot, G.F. *et al.*, (COBE data), *Astrophys. J.* **396** (1992) L1.
 3. Gawiser, E. and Silk, J., *Science* **280**, 1405 (1988); Gross, M.A.K. Somerville, R.S., Primack, J.R., Holtzman, J. and Klypin, A.A., *Mon. Not. R. Astron. Soc.* **301**, 81 (1998).
 4. Riess, A.G. *et al.*, *Astron. J.* **116** (1998), 1009.
 5. Somerville, R.S., J.R. Primack and S.M. Faber, astro-ph/9806228; *Mon. Not. R. Astron. Soc.* (in press).
 6. Perlmutter, S. *et al* (1999) *Astrophys. J.* **517**, 565; (1997) **483**, 565 (*astro-ph/9812133*).
- Perlmutter, S., Turner, M.S. and White, M., *Phys. Rev. Lett.* **83**, 670 (1999).

7. Einasto, Jaan, in *Dark Matter in Astro- and Particle Physics*, p.3, Ed. H.V. Klapdor-Kleingrothaus, Springer-Verlag Berlin Heidelberg 2001.
8. Bennett, D.P. *et al.*, (MACHO collaboration), A binary lensing event toward the LMC: Observations and Dark Matter Implications, Proc. 5th Annual Maryland Conference, edited by S. Holt (1995);
Alcock, C. *et al.*, (MACHO collaboration), *Phys. Rev. Lett.* **74**, 2967 (1995).
9. Bernabei, R. *et al.*, INFN/AE-98/34, (1998); Bernabei, R. *et al.*, *Phys. Lett. B* **389**, 757 (1996).
10. Bernabei, R. *et al.*, *Phys. Lett. B* **424**, 195 (1998); **B 450**, 448 (1999).
11. For more references see e.g. our previous report:
Vergados, J.D., Supersymmetric Dark Matter Detection- The Directional Rate and the Modulation Effect, hep-ph/0010151;
12. Gómez, M.E., Vergados, J.D., *Phys. Lett. B* **512**, 252 (2001); hep-ph/0012020.
Gómez, M.E., Lazarides, G. and Pallis, C., *Phys. Rev. D* **61** (2000) 123512 and *Phys. Lett. B* **487**, 313 (2000).
13. Gómez, M.E. and Vergados, J.D., hep-ph/0105115.
14. Bottino, A. *et al.*, *Phys. Lett. B* **402**, 113 (1997).
Arnowitz, R. and Nath, P., *Phys. Rev. Lett.* **74**, 4952 (1995); *Phys. Rev. D* **54**, 2394 (1996); hep-ph/9902237;
Bednyakov, V.A., Klapdor-Kleingrothaus, H. V. and Kovalenko, S.G., *Phys. Lett. B* **329**, 5 (1994).
15. Arnowitz, R. and Dutta, B., Supersymmetry and Dark Matter, hep-ph/0204187.
16. Vergados, J.D., *J. of Phys. G* **22**, 253 (1996).
17. Kosmas, T.S. and Vergados, J.D., *Phys. Rev. D* **55**, 1752 (1997).
18. Drees, M. and Nojiri, M.M., *Phys. Rev. D* **47** (1993) 376; (1985).
19. Drees, M. and Nojiri, M.M., *Phys. Rev. D* **48**, 3843 (1993); *Phys. Rev. D* **47**, 4226 (1993).
20. Djouadi, A. and Drees, M., *Phys. Lett. B* **484** (2000) 183; Dawson, S., *Nucl. Phys. B* **359**, 283 (1991); Spira, M. *et al.*, *Nucl. Phys. B* **453**, 17 (1995).
21. Cheng, T.P., *Phys. Rev. D* **38** 2869 (1988); Cheng, H-Y., *Phys. Lett. B* **219** 347 (1989).
22. Ressel, M.T., *et al.*, *Phys. Rev. D* **48**, 5519 (1993);
23. Vergados, J.D. and Kosmas, T.S. *Physics of Atomic nuclei*, Vol. **61**, No 7, 1066 (1998) (from *Yadernaya Fizika*, Vol. 61, No 7, 1166 (1998)).
24. Divari, P.C., Kosmas, T.S., Vergados, J.D. and Skouras, L.D., *Phys. Rev. C* **61** (2000), 044612-1.
25. Vergados, J.D., *Phys. Rev. D* **58**, 103001-1 (1998).
26. Vergados, J.D., *Phys. Rev. Lett* **83**, 3597 (1999).
27. Vergados, J.D., *Phys. Rev. D* **62**, 023519 (2000).
28. Vergados, J.D., *Phys. Rev. D* **63**, 06351 (2001).
29. Buckland, K.N., Lehner, M.J. and Masek, G.E., in Proc. *3rd Int. Conf. on Dark Matter in Astro- and part. Phys.* (Dark2000), Ed. . Klapdor-Kleingrothaus, H.V., Springer Verlag (2000).
30. *CDF Collaboration*, FERMILAB-Conf-99/263-E CDF;
<http://fnalpubs.fnal.gov/archive/1999/conf/Conf-99-263-E.html>.
31. Dorman, P.J., *ALEPH Collaboration* March 2000,
<http://alephwww.cern.ch/ALPUB/seminar/lepcmar200/lepc2000.pdf>.
32. Vergados, J.D., SUSY Dark Matter in Universe- Theoretical Direct Detection Rates, Proc. *NANP-01, International Conference on Non Accelerator New Physics*, Dubna, Russia, June 19-23, 2001, Editors V. Bednyakov and S. Kovalenko, hep-ph/0201014.