

# Updated Event Rate for Horizontal and Upward Tau Air Showers in EUSO

D. Fargion <sup>ab</sup>, P.G. De Sanctis Lucentini, M. De Santis

<sup>a</sup> Physics department, Università degli studi "La Sapienza", Piazzale Aldo Moro 5, 00185 Roma, Italy

<sup>b</sup> INFN Roma, Istituto Nazionale di Fisica Nucleare, Italy

There is more and more expectation on EUSO outcoming project. This experiment, while monitoring at dark, downward to the Earth, a wide atmosphere layers, may discover, among common downward Ultra High Energy Cosmic Rays, UHECR showers, also first High Energy Neutrino-Induced Showers. These events are either originated in Air (EUSO Field of View) or within a widest Earth Crust ring crown leading to ultra high energy Tau whose decay in flight produce up-ward and horizontal showers. Upward PeVs neutrinos, born on air and more probably within a thin Earth Crust layer, may shower and blaze to the EUSO detectors. Other higher energy neutrino may cross horizontally the Earth Atmosphere or Crust: a small fraction of these upward as well horizontal neutrino induced Showers are observable if originated in the terrestrial air layers; most of those vertical downward neutrinos, interacting on air, are drown in the dominant noise of downward UHECR showers. We showed and refine here the signature of Upward and Horizontal Upward and Horizontal Tau Air-Showers, UPTAUS and HORTAUS (or also named Earth skimming neutrinos), born within widest Earth Crust Crown (Sea or Rock) Areas surrounding EUSO field of view. The UPTAUs and HORTAUs effective masses and EUSO event Number are estimated by an unified exact analytical formula. The effective target Masses originating HORTAUs seen by EUSO may reach (on sea), for most realistic regime a huge ring volume  $\simeq 2360 \text{ km}^3$ . The consequent HORTAUS event rate (even at 10% EUSO duty cycle lifetime) may deeply test the expected Z-Burst models by at least a hundred of yearly events. Even rarest but inescapable GZK neutrinos (secondary of photopion production of observed cosmic UHECR) might be discovered in a few (or a dozen) of horizontal shower events; in this view an extension of EUSO detectability up to  $\sim E_\nu \geq 10^{19} \text{ eV}$  threshold is mandatory. A wider collecting EUSO telescope (3m diameter) should be considered.

---

## Introduction: EUSO and GZK $\nu$

The very possible discover of an UHECR astronomy, the solution of the GZK paradox, the very urgent rise of an UHE neutrino astronomy are among the main goals of EUSO project. This advanced experiment in a very near future will encompass AGASA-HIRES and AUGER and observe for highest cosmic ray showers on Earth Atmosphere recording their tracks from International Space Station by Telescope facing downward the Earth. Most of the scientific community is puzzled by the many mysteries of UHECRs: their origination because of their apparent isotropy, is probably extragalactic. However the UHECR events are not clustered to any nearby AGN, QSRs or Known GRBs within the narrow

(10-30 Mpc radius) volume defined by the cosmic  $2.75 \text{ K}^\circ$  proton drag viscosity (the so called GZK cut-off [25][40]). The recent doublets and triplets clustering found by AGASA seem to favor compact object (as AGN) over more exotic topological relic models, mostly fine tuned in mass (GUT, Planck one) and time decay rate to fit all the observed spectra. However the missing AGN within a GZK volume is wondering. A possible remarkable correlation recently shows that most of the UHECR event cluster point toward BL Lac sources [24].

This correlation favors a cosmic origination for UHECRs, well above the near GZK volume. In this frame a relic neutrino mass [6], [34]  $m_\nu \simeq 0.4 \text{ eV}$  or ( $m_\nu \simeq 0.1 \div 5 \text{ eV}$ ) may solve the GZK paradox [8], [9],[39],[38],[15],[21] overcoming the proton opacity being ZeV UHE neutrinos trans-

parent (even from cosmic edges to cosmic photon Black Body drag) while interacting in resonance with relic neutrinos masses in dark halos (Z-burst or Z-WW showering models). The light relic neutrinos are the target (the calorimeter) where UHE  $\nu$  ejected by distant (above GZK cut-off) sources may hit and convert (via Z boson production and decay) their energy into nuclear UHECR.

These light neutrino masses do not solve the galactic or cosmic dark matter problem but it is well consistent with old and recent solar neutrino oscillation evidences [23],[22],[2] and most recent claims by KamLAND [28] of anti-neutrino disappearance (all in agreement within a Large Mixing Angle neutrino model and  $\Delta m_\nu^2 \sim 7 \cdot 10^{-5} \text{eV}^2$ ); these light masses are also in agreement with atmospheric neutrino mass splitting ( $\Delta m_\nu \simeq 0.07 \text{eV}$ ) and in fine tune with more recent neutrino double beta decay experiment mass claim  $m_\nu \simeq 0.4 \text{eV}$  [29]. In this Z-WW Showering for light neutrino mass models large fluxes of UHE  $\nu$  are necessary,[9],[38][15], [21],[27] or higher than usual gray-body spectra of target relic neutrino or better clustering are needed [15][35]: indeed a heaviest neutrino mass  $m_\nu \simeq 1.2 - 2.2 \text{eV}$  while still being compatible with known bounds (but marginally with more severe WMAP indirect limits), might better gravitationally cluster leading to denser dark local-galactic halos and lower neutrino fluxes[15][35]. It should be remarked that in this frame the main processes leading to UHECR above GZK are mainly the WW-ZZ and the t-channel interactions [9],[15]. These expected UHE neutrino fluxes might and must be experienced in complementary and independent tests.

### 1. A new UHE $\nu$ Astronomy by the $\tau$ Showering

While longest  $\mu$  tracks in  $\text{km}^3$  underground detector have been, in last three decades, the main searched UHE neutrino signal, Tau Air-showers by UHE neutrinos generated in Mountain Chains or within Earth skin crust at Pevs up to GZK ( $> 10^{19} \text{eV}$ ) energies have been recently proved to be a new powerful amplifier in Neutrino Astronomy [14], [10],[5],[31],[20]. This new Neutrino

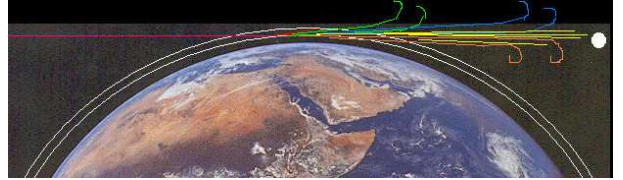


Figure 1. A very schematic Horizontal High Altitude Shower (HIAS); its fan-like imprint is due to geo-magnetic bending of charged particles at high quota ( $\sim 44\text{km}$ ). The Shower may point to an satellite as old gamma GRO-BATSE detectors or very recent Beppo-Sax,Integral, HETE, Chandra or future Agile and Swift ones. [10],[12],[13]. The HIAS Showers is open and forked in five (or three or at least two main component): ( $e^+, e^-, \mu^+, \mu^-, \gamma$ , or just positive-negative); these multi-finger tails may be seen as split tails by EUSO.

$\tau$  detector will be (at least) complementary to present and future, lower energy,  $\nu$  underground  $\text{km}^3$  telescope projects (from AMANDA,Baikal, ANTARES, NESTOR, NEMO, IceCube). In particular Horizontal Tau Air shower may be naturally originated by UHE  $\nu_\tau$  at GZK energies crossing the thin Earth Crust at the Horizon showering far and high in the atmosphere [10],[12], [13],[5],[20]. UHE  $\nu_\tau$  are abundantly produced by flavour oscillation and mixing from muon (or electron) neutrinos, because of the large galactic and cosmic distances respect to the neutrino oscillation ones (for already known neutrino mass splitting). Therefore EUSO may observe many of the above behaviours and it may constrain among models and fluxes and it may also answer open standing questions. I will briefly enlist, in this first preliminary presentation, the main different signatures and rates of UHECR versus UHE  $\nu$  shower observable by EUSO at 10% duty cycle time within a 3 year record period, offering a first estimate of their signals. Part of the results on UHECR are probably well known, even here it is re-estimated. Part of the results, regarding the UPTAUs and HORTAUs, are new and they rule the UHE  $\nu$  Astronomy in EUSO.

Figure 4. Lepton  $\tau$  (and  $\mu$ ) Interaction Lengths for different matter densities:  $R_{\tau_o}$  is the free  $\tau$  length,  $R_{\tau_{New}}$  is the New Physics TeV Gravity interaction range at corresponding densities,  $R_{\tau_{nuc} \cdot \rho}$ , [10], see also [7], is the combined  $\tau$  Ranges keeping care of all known interactions and lifetime and mainly the photo-nuclear interaction. There are two slightly different split curves (for each density) by two comparable approximations in the interaction laws. Note also the neutrino interaction lengths above lines  $R_{Weak\rho} = L_\nu$  due to the electro-weak interactions at corresponding densities (see also [32]), [10].

## 2. Upward UHE $\nu$ Showering in Air versus UPTAUs

Let us first consider the last kind of Upward  $\tau$  signals due to their interaction in Air or in Earth Crust (UPTAUs). The Earth opacity will filter mainly  $10^{14} - 10^{16}$  eV upward events [32],[30],[1],[7],[10]; therefore only the direct  $\nu$  shower in air or the UPTAUs around 3 PeVs will be able to flash toward EUSO in a narrow beam ( $2.5 \cdot 10^{-5}$  solid angle) jet blazing apparently at  $10^{19} - 10^{20}$  eV energy. The shower will be opened in a fan like shape and it will emerge from the Earth atmosphere spread as a triplet or multi-dot signal aligned orthogonal to local terrestrial magnetic field. This rare multi-dot *polarization* of the outcoming shower will define a characteristic signature easily to be revealed.

However the effective observed air mass by EUSO is not 10% (because duty cycle) of the inspected air volume  $\sim 150 km^3$ , but because of the narrow blazing shower cone it corresponds to only to  $3.72 \cdot 10^{-3} km^3$ . The target volume increases for upward neutrino Tau interacting vertically in Earth Crust in last matter layer (either rock or water), making upward relativistic  $\simeq 3 PeVs$   $\tau$  whose decay in air born finally an UPTAUs; in this case the effective target mass is (for water or rock) respectively  $5.5 \cdot 10^{-2} km^3$  or  $1.5 \cdot 10^{-1} km^3$ . The characteristic neutrino interaction are summarized in next figure 3 These volume are not extreme. The consequent foreseen thresholds are summarized for 3 EUSO years of data recording in Figure 4. The UPTAUs signal is nearly 15 times larger than the Air-Induced  $\nu$  Shower. A more detailed analysis may show an additional factor three (due to the neutrino flavours) in favor of Air-Induced Showers, but the more transparent role of PeV multi-generating upward  $\nu_\tau$  while crossing the Earth, makes the result summarized in figure. The much wider acceptance of BATSE respect EUSO and the consequent better threshold (in BATSE) is due to the wider angle view of the gamma detector, the absence of any suppression factor as in EUSO duty cycle, as well as the 10 (for BATSE) over 3 (for EUSO) years assumed of record life-time. Any minimal neutrino fluence

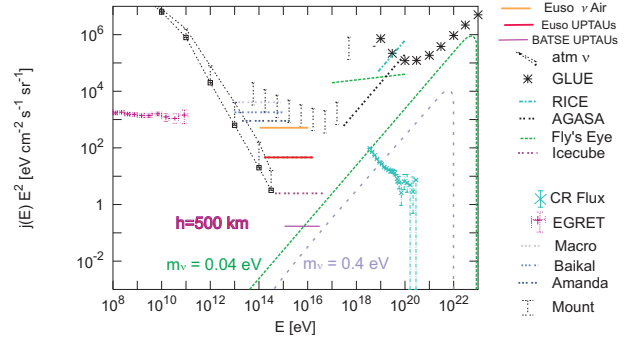


Figure 5. Upward Neutrino Air-Shower and Upward Tau Air-shower, UPTAUs, Gamma and Cosmic Rays Fluence Thresholds and bounds in different energy windows for different past and future detectors. The UPTAUs threshold for EUSO has been estimated for a three year experiment lifetime. BATSE recording limit is also shown from height  $h = 500 km$  and for ten year record. Competitive experiment are also shown as well as the Z-Shower expected spectra in light neutrino mass values  $m_\nu = 0.4, 0.04$  eV. [10], [12],[27], [15],[18].

$\Phi_{\nu_\tau}$  of PeVs neutrino

$$\Phi_{\nu_\tau} \geq 10^2 eV cm^{-2} s^{-1}$$

might be detectable by EUSO.

## 3. Downward and Horizontal UHECRs

Let us now briefly reconsider the nature of common Ultra High Cosmic Rays (UHECR) showers. Their rate will offer a useful test for any additional UHE neutrino signals. Let us assume for sake of simplicity a characteristic opening angle of EUSO telescope of  $30^\circ$  and a nominal satellite height of 400 km, leading to an approximate atmosphere area under inspection of EUSO  $\sim 1.5 \cdot 10^5 km^2$ . Let us discuss the UHECR shower: It has been estimated (and it is easy to verify) a  $\sim 2 \cdot 10^3$  event/year rate above  $3 \cdot 10^{19}$  eV. Among these "GZK" UHECR (either proton, nuclei or  $\gamma$ ) nearly  $7.45\% \approx 150$  event/year will

shower in Air Horizontally with no Cherenkov hit on the ground. The critical angle  $6.7^\circ$  corresponding to 7.45% of all the events, is derived from first interacting quota (here assumed for Horizontal Hadronic Shower near 44 km following [10],[12],[13]): Indeed the corresponding horizontal edge critical angle  $\theta_h = 6.7^\circ$  below the horizons ( $\pi/2$ ) is found (for an interacting height  $h$  near 44 km):  $\theta_h = \arccos \frac{R_\oplus}{R_\oplus + h_1} \simeq 1^\circ \sqrt{\frac{h_1}{km}}$ . These Horizontal High Altitude Showers (HIAS)[12],[13], will be able to define a new peculiar showering, mostly very long (hundred kms) and bent and forked (by few or several degrees) by local geo-magnetic fields. The total UHECR above  $3 \cdot 10^{19}$  eV will be  $\sim 6000$  UHECR and  $\sim 450$  Horizontal Shower within 3 years; these latter horizontal signals are relevant because they may mimic Horizontal induced  $\nu$  Air-Shower, but mainly at high quota ( $\geq 30 - 40 km$ ) and downward. On the contrary UHE neutrino tau showering, HORTAUs, to be discussed later, are also at high quota ( $\geq 23 km$ ), but upward-horizontal. Their outcoming angle will be ( $\geq 0.2^\circ - 3^\circ$ ) upward. Therefore a good angular ( $\leq 0.2 - 0.1^\circ$ ) resolution to distinguish between the two signal will be a key discriminator. While Horizontal UHECR are an important piece of evidence in the UHECR calibration and its GZK study, at the same time they are a severe back-ground noise competitive with Horizontal-Vertical GZK Neutrino Showers originated in Air, to be discussed below. However Horizontal-downward UHECR are not confused with upward Horizontal HORTAUs by UHE neutrinos to be summarized in last section. Note that Air-Induced Horizontal UHE neutrino as well as all down-ward Air-Induced UHE  $\nu$  will shower mainly at lower altitudes ( $\leq 10 km$ ); however they are respectively only a small ( $\leq 2\%$ ,  $\leq 8\%$ ) fraction than HORTAUs showers to be discussed in the following. An additional factor 3 due to their three flavour over  $\tau$  unique one may lead to respectively ( $\leq 6\%$ ,  $\leq 24\%$ ) of all HORTAUs events: a contribute ratio that may be in principle an useful test to study the balanced neutrino flavour mixing.

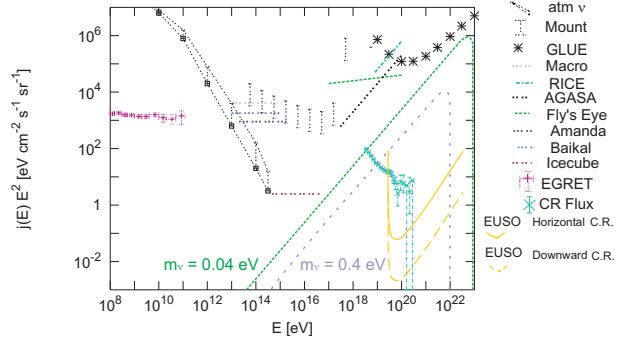


Figure 6. Neutrino, Gamma and Cosmic Rays Fluence Thresholds and bounds in different energy windows. The Cosmic Rays Fluence threshold for EUSO has been estimated for a three year experiment lifetime. The paraboloid bound shape threshold may differ upon the EUSO optics and acceptance. Competitive experiment are also shown as well as the Z-Shower expected spectra in light mass values. [10], [12],[27], [15],[18].

#### 4. Air Induced UHE $\nu$ Shower

UHE  $\nu$  may hit an air nuclei and shower vertically or horizontally or more rarely nearly upward: its trace maybe observable by EUSO preferentially in inclined or horizontal case. Indeed Vertical Down-ward ( $\theta \leq 60^\circ$ ) neutrino induced Air Shower occur mainly at lowest quota and they will only partially shower their UHE  $\nu$  energy because of the small slant depth ( $< 10^3 gcm^{-2}$ ) in most vertical down-ward UHE  $\nu$  shower. The observed EUSO air mass ( $1500 km^3$ , corresponding to a  $\sim 150 km^3$  for 10% EUSO record time) is only ideally the UHE neutrino calorimeter. Indeed inclined ( $\sim \theta \geq 60^\circ$ ) and horizontal Air-Showers ( $\sim \theta \geq 83^\circ$ ) (induced by GZK UHE neutrino) may reach their maximum output and their event maybe observed; therefore only a small fraction ( $\sim 30\%$  corresponding to  $\sim 50 km^3$  mass-water volume for EUSO observation) of vertical downward UHE neutrino may be seen by EUSO. This signal may be somehow hidden or masked by the more common down-



ward UHECR showers. The key reading signature will be the shower height origination: ( $\geq 40km$ ) for most downward-horizontal UHECR, ( $\leq 10km$ ) for most inclined-horizontal Air UHE  $\nu$  Induced Shower. A corresponding smaller fraction ( $\sim 7.45\%$ ) of totally Horizontal UHE neutrino Air shower, orphan of their final Cherenkov flash, in competition with the horizontal UHECR, may be also clearly observed: their observable mass is only  $V_{Air-\nu-Hor} \sim 11.1 km^3$  for EUSO observation duty-cycle. These volumes, in our opinion, are the realistic ones (and not  $1500 km^3$ ) to be used and compared in the event rate and threshold estimate. A more rare, but spectacular, double  $\nu_\tau$ - $\tau$  bang in Air (comparable in principle to the PeVs expected "double bang" in water [33]) may be exciting, but difficult to be observed; the EUSO effective calorimeter mass for such Horizontal event is only 10% of the UHE  $\nu$  Horizontal ones ( $\sim 1.1 km^3$ ); therefore its event rate is nearly excluded needing a too high neutrino fluxes (see [19]); indeed it should be also noted that the EUSO energy threshold ( $\geq 3 \cdot 10^{19}eV$ ) imply such a very large  $\tau$  Lorents boost distance; such large  $\tau$  track exceed (by more than a factor three) the EUSO disk Area diameter ( $\sim 450km$ ); therefore the expected Double Bang Air-Horizontal-Induced  $\nu$  Shower thresholds are suppressed by a corresponding factor. More abundant single event Air-Induced  $\nu$  Shower (Vertical or Horizontal) are facing different Air volumes and quite different visibility. It must be taken into account an additional factor three (for the event rate) (because of three light neutrino states) in the Air-Induced  $\nu$  Shower arrival flux respect to incoming  $\nu_\tau$  (and  $\bar{\nu}_\tau$ ) in UPTAUs and HORTAUs, making the Air target not totally a negligible calorimeter. The role of air Air-Shower will be discussed elsewhere.

## 5. UHE $\nu_\tau$ - $\tau$ from Earth Skin: HORTAUs

### 5.1. UPTAUs and HORTAUs effective Volumes

As already mention the UHE  $\nu$  astronomy maybe greatly amplified by  $\nu_\tau$  appearance via flavour mixing and oscillations. The consequent scattering of  $\nu_\tau$  on the Mountains or into the

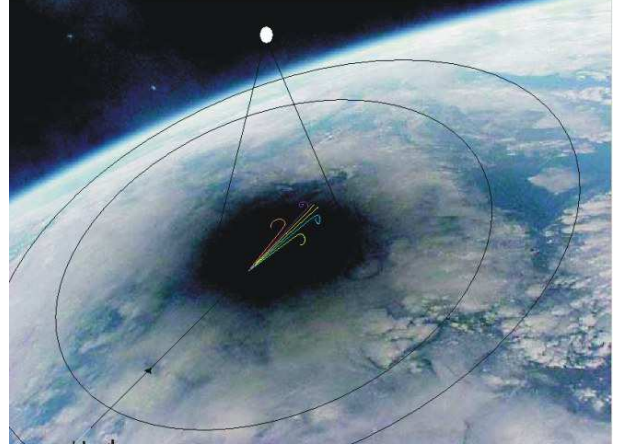


Figure 7. A schematic Horizontal High Altitude Shower or similar Horizontal Tau Air-Shower (HORTAUs) and its open fan-like jets due to geo-magnetic bending seen from a high quota by EUSO satellite. The image background is moon eclipse shadow observed by Mir on Earth. The forked Shower is multi-finger containing a inner  $\gamma$  core and external fork spirals due to  $e^+e^-$  pairs (first opening) and  $\mu^+\mu^-$  pairs [10], [12], [13].

Earth Crust may lead to Horizontal Tau Air-Showers :HORTAUs (or so called Earth Skimming Showers [12],[13],[10][20]). Indeed UHE  $\nu_\tau$  may skip below the Earth and escape as  $\tau$  and finally decay in flight, within air atmosphere, as well as inside the Area of view of EUSO, as shown in Figure below.

Any UHE-GZK Tau Air Shower induced event is approximately born within a wide ring (whose radiuses extend between  $R \geq 300$  and  $R \leq 800$  km from the EUSO Area center). Because of the wide area and deep  $\tau$  penetration [10],[16],[18] the amount of interacting matter where UHE  $\nu$  may lead to  $\tau$  is huge ( $\geq 2 \cdot 10^5 km^3$ ); however only a tiny fraction of these HORTAUs will beam and Shower within the EUSO Area within EUSO. We estimate (using also results in [10],[16], [17],[18][19]) an effective Volumes for unitary area (see schematic figure below):

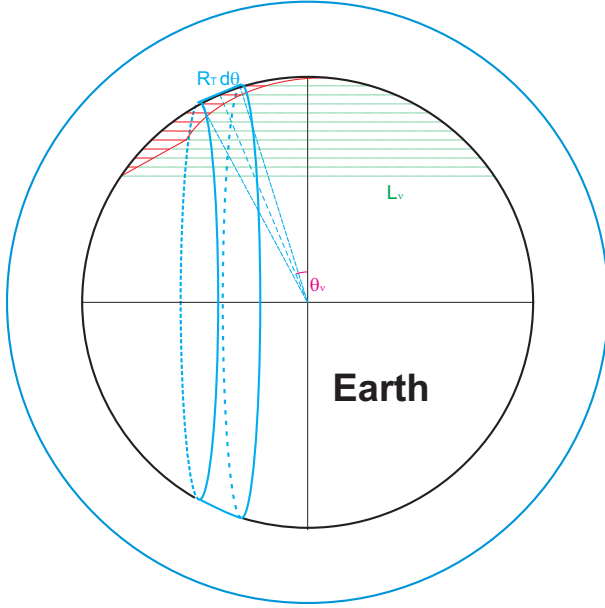


Figure 8. A diagram describing the possible incoming neutrino trajectory and the consequent outcoming tau whose further decay in flight is the source of HORTAUs within the terrestrial atmosphere.

$$\begin{aligned}
 \frac{V_{eff}}{A_{\oplus}} &= \int_0^{\frac{\pi}{2}} \frac{(2\pi R_{\oplus} \cos \theta) l_{\tau} \sin \theta}{4\pi R_{\oplus}^2} \cdot \\
 &\cdot e^{-\frac{2R_{\oplus} \sin \theta}{L_{\nu\tau}}} R_{\oplus} d\theta = \\
 &= \frac{1}{2} \left( \frac{L_{\nu\tau}}{2R_{\oplus}} \right)^2 l_{\tau} \int_0^{\frac{2R_{\oplus}}{L_{\nu\tau}}} t \cdot e^{-t} dt \quad (1)
 \end{aligned}$$

Where  $V_{eff}$  is the effective volume where Ultra High Energy neutrino interact while hitting the Earth and lead to escaping UHE Tau: this volume encompass a wide crown belt, due to the cross-section of neutrino Earth skimming along a ring of variable radius,  $R_{\oplus} \cos \theta$  and a corresponding skin crown of variable depth  $l_{\tau}$ .  $A_{\oplus}$  is the total terrestrial area,  $l_{\tau}$  is the tau interaction length,  $L_{\nu\tau}$  is the Ultra High Energy Neutrino tau interaction (charged current) in matter (see in previous figure 8). This result has a very simple approximation, neglecting the small neutrino absorption [19]:

$$V_{eff} = \frac{V_{eff}}{A_{\oplus}} \cdot A_{EUSO} \simeq A_{EUSO} \cdot \frac{1}{2} \cdot \left( \frac{L_{\nu\tau}}{2R_{\oplus}} \right)^2 \cdot l_{\tau} \quad (2)$$

The above geometrical quantities are defined in reference [16] while  $A_{EUSO}$  is the EUSO Area. Assuming a characteristic EUSO radius of 225 km and at above energies one obtains a first rough lower bound:

$$V_{eff} \simeq 3.45 \cdot 10^3 km^3$$

This result is nearly (%40) less the previous estimate being here more accurate [19]. However the more severe and realistic suppression factors should be included in present analytical derivation: first, the exponential decay of air density at highest (derived in Appendix [10]); secondly the Earth Crust opacity at each integral step, already introduced in previous exact  $V_{eff}$  estimate; the resulting detectable volume from EUSO becomes:

$$\begin{aligned}
 V_{eff} &= \frac{1}{2} A_{Euso} \left( 1 - e^{-\frac{L_0}{c\tau\tau\gamma\tau}} \right) l_{\tau} \left( \frac{L_{\nu\tau}}{2R_{\oplus}} \right)^2 \cdot \\
 &\cdot \left[ 1 - e^{-\frac{2R_{\oplus}}{L_{\nu\tau}}} \left( 1 + \frac{2R_{\oplus}}{L_{\nu\tau}} \right) \right] \quad (3)
 \end{aligned}$$

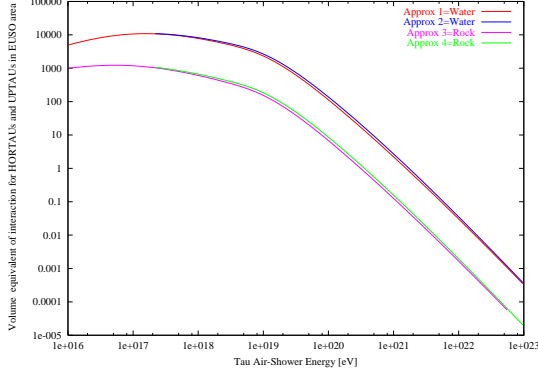


Figure 9. Effective Volume of EUSO Event for UPTAU and HORTAU see also [10], [12],[18][19]. The effective Volume is corresponding for all Upcoming Upward-Horizontal Tau Air-Showers, contained within nearly 25 km altitude. This volume are under the assumptions of an incoming neutrino energy  $E_{\nu_\tau} = 1.2E_\tau$  and under the assumption that the outcoming Tau energy leading to a Shower is  $E_\tau = 1.5E_{Shower}$

The effective Volume, under the assumptions of an incoming neutrino energy  $E_{\nu_\tau} = 1.2E_\tau$  and under the assumption that the outcoming Tau energy leading to a Shower is  $E_\tau = 1.5E_{Shower}$  corresponds, in water at  $E_\tau = 10^{19}eV$ , to  $V_{eff} = 2.327 \cdot 10^3 km^3$ ; the maximum of the contained volume occurs at a Tau energy  $E_\tau = 2 \cdot 10^{17}eV$  and it correspond to a volume  $V_{eff} = 1.08 \cdot 10^4 km^3$ . Therefore one note the need to reduce as much as possible the EUSO threshold.

It should be note that at  $E_\tau = 3 \cdot 10^{19}eV$  the effective volume reduces to  $V_{eff} = 7.77 \cdot 10^2 km^3$

The same effective Volume, under the assumptions of an incoming neutrino energy  $E_{\nu_\tau} = 2E_\tau$  and under the assumption that the outcoming Tau energy leading to a Shower is  $E_\tau = 1.5E_{Shower}$  corresponds, in water at  $E_\tau = 10^{19}eV$ , to  $V_{eff} = 1.6 \cdot 10^3 km^3$ ; the maximum of the volume occurs at a Tau energy  $E_\tau = 2 \cdot 10^{17}eV$  and it correspond to a volume  $V_{eff} = 7 \cdot 10^3 km^3$ .

As it is manifest from the above curve the effective Volume has a maximal values at EeV en-

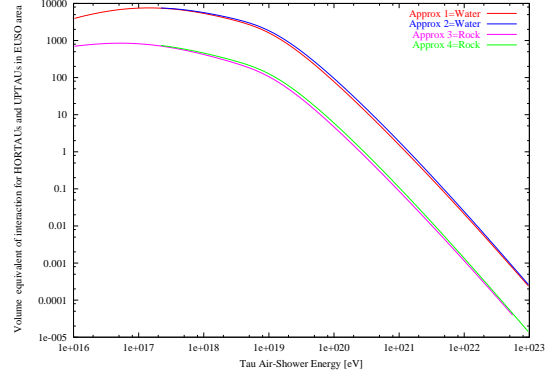


Figure 10. Effective Volume of EUSO Event for UPTAU and HORTAU see also [10], [12],[18][19]. The effective Volume is corresponding for all Upcoming Upward-Horizontal Tau Air-Showers, contained within nearly 25 km altitude. This volume are under the assumptions of an incoming neutrino energy  $E_{\nu_\tau} = 2E_\tau$  and under the assumption that the outcoming Tau energy leading to a Shower is  $E_\tau = 1.5E_{Shower}$

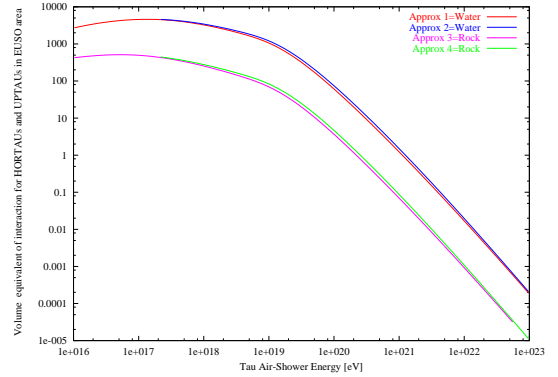


Figure 11. Effective Volume of EUSO Event for UPTAU and HORTAU see also [10], [12],[18][19]. The effective Volume is corresponding for all Upcoming Upward-Horizontal Tau Air-Showers, contained within nearly 25 km altitude. This volume are under the assumptions of an incoming neutrino energy  $E_{\nu_\tau} = 4E_\tau$  and under the assumption that the outcoming Tau energy leading to a Shower is  $E_\tau = 2E_{Shower}$



ergies. Therefore from here derive the primary interest for EUSO to seek lowest threshold (as low as  $10^{19} \text{ eV}$ ).

## 5.2. UPTAUs volume from from HOR-TAUs formula

The above expression for the horizontal tau air-shower contains, at lowest energies, the UPTAUs case. Indeed it is possible to see that the same above effective volume at lowest energies simplify and reduces to

$$V_{eff} = \frac{1}{2} A_{Euso} \left( 1 - e^{-\frac{L_0}{c \tau_\tau \gamma_\tau}} \right) l_\tau \quad (4)$$

Because one observe the Earth only from one side the factor one half may be dropped and the final result is the common expression  $V_{eff} = A_{Euso} l_\tau$ .

## 6. Event Rate for GZK neutrinos at EUSO

The above effective volume should be considered for any given neutrino flux to estimate the outcoming EUSO event number. Here we derive first the analytical formula. These general expression will be plot assuming a minima GZK neutrino flux  $\phi_\nu$  just comparable to observed UHECR one  $\phi_\nu \simeq \phi_{UHECR} \simeq 3 \cdot 10^{-18} \text{ cm}^{-2} \text{ s}^{-1} \text{ sr}^{-1}$  at the same energy ( $E_\nu = E_{UHECR} \simeq 10^{19} \text{ eV}$ ). This assumption may changed at will (model dependent) but the event number will scale linearly accordingly to the model.

From here we may estimate the event rate in EUSO by a simple extension:

$$N_{eventi} = \Phi_\nu 4 \pi \eta_{Euso} \Delta t \left( \frac{V_{eff}}{L_\nu} \right) \quad (5)$$

$$\begin{aligned} N_{eventi} &= \Phi_{\nu_\tau} A_{Euso} \left( \frac{1}{2} 4 \pi \eta_{Euso} \right) \Delta t \cdot \\ &\cdot \left( 1 - e^{-\frac{L_0}{c \tau_\tau \gamma_\tau}} \right) \left( \frac{l_\tau}{L_{\nu_\tau}} \right) \left( \frac{L_{\nu_\tau}}{2 R_\oplus} \right)^2 \cdot \\ &\cdot \left[ 1 - e^{-\frac{2 R_\oplus}{L_{\nu_\tau}}} \left( 1 + \frac{2 R_\oplus}{L_{\nu_\tau}} \right) \right] \end{aligned} \quad (6)$$

It should be remind that all these event number curves for EUSO are already suppressed by a factor 0.1 due to minimal EUSO duty cycle.

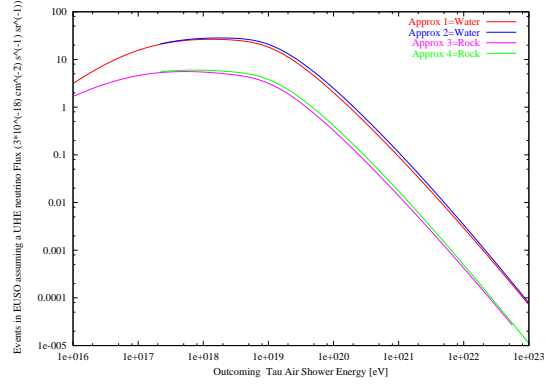


Figure 12. Number of EUSO Event for HOR-TAUs in 3 years record. The incoming neutrino has an energy 1.2 larger the outcoming Tau; at energy  $10^{19} \text{ eV}$ , the event number is 20.7, at energy  $310^{19} \text{ eV}$ , the event number is 9 ; the outcoming Tau has an energy 1.5 time larger the final Tau Air-Shower energy. [10], [12], [15],[18].

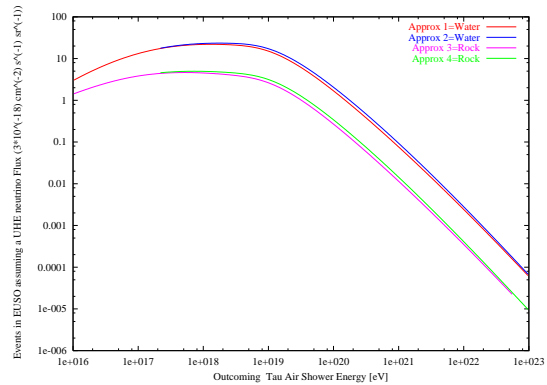


Figure 13. Number of EUSO Event for HOR-TAUs in 3 years record. The incoming neutrino has an energy 2 larger the outcoming Tau; at energy  $10^{19} \text{ eV}$ , the event number is 5.749, at energy  $310^{19} \text{ eV}$ , the event number is 0.25 ; the outcoming Tau has an energy 1.5 time larger the final Tau Air-Shower energy. [10], [12], [15],[18].

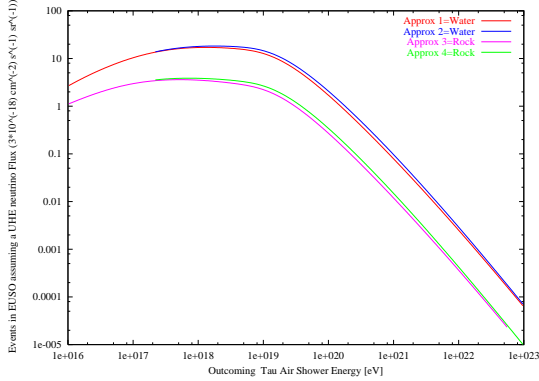


Figure 14. Number of EUSO Event for HORTAUs in 3 years record. The incoming neutrino has an energy 4 larger the outcoming Tau; the outcoming Tau has an energy 1.5 time larger the final Tau Air-Shower energy. [10], [12], [15],[18].

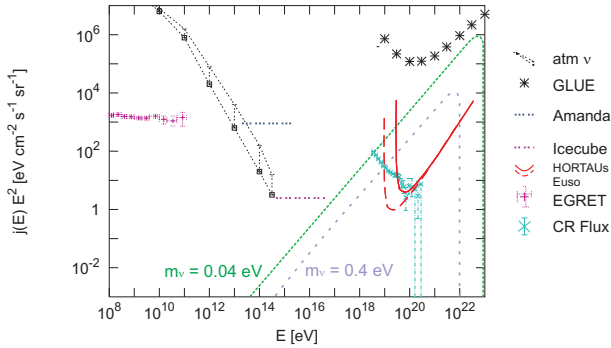


Figure 15. EUSO thresholds for Horizontal Tau Air-Shower HORTAUs (or Earth Skimming Showers) over few  $\gamma$ ,  $\nu$  and Cosmic Rays (C.R.) Fluence and bounds. Dash curves for HORTAUs are drawn assuming an EUSO threshold at  $10^{19}$  eV. Because the bounded  $\tau$  flight distance (due to the contained terrestrial atmosphere height) the main signal is better observable at  $1.1 \cdot 10^{19}$  eV than higher energies. The Fluence threshold for EUSO has been estimated for a three year experiment lifetime. Z-Shower or Z-Burst expected spectra in light neutrino mass values ( $m_\nu = 0.04, 0.4$  eV) are shown. [10], [12],[27], [15],[18].

However the Air-Shower induced neutrino may reflect all three light neutrino flavours, while HORTAUs are made only by  $\nu_\tau, \bar{\nu}_\tau$  flavour. Nevertheless the dominant role of HORTAUs overcome (by a factor  $\simeq 6$ ) all other Horizontal EUSO neutrino events: their expected event rates are, at  $\Phi_\nu \geq 3 \cdot 10^3$  eV  $\text{cm}^{-2} \text{s}^{-1}$  neutrino fluence (as in Z-Shower model), a few hundred event a year and they may already be comparable or even may exceed the expected Horizontal CR rate. Dash curves for both HORTAUs and Horizontal Cosmic Rays are drawn assuming an EUSO threshold at  $10^{19}$  eV. Because the bounded  $\tau$  flight distance (due to the contained terrestrial atmosphere height) the main signal is better observable at  $1.1 \cdot 10^{19}$  eV than higher energies as emphasized at different threshold curves.

## 7. Conclusions

Highest Energy Neutrino signals may be well observable by next generation satellite as EUSO: the main source of such neutrino traces are UPTAUs (Upward Tau blazing the telescope born in Earth Crust) and mainly HORTAUs (Horizontal Tau Air-Showers originated by an Earth-Skimming UHE  $\nu_\tau$ ). These showers will be opened in a characteristic thin fan-jet ovals like the 8-shape horizontal cosmic ray observed on Earth. The UPTAUs will arise mainly at PeV energies (because the Earth neutrino opacity at higher energies and because the shorter  $\tau$  boosted length, at lower energies)[10]; UPTAUs will be detected as a thin stretched multi-pixel event by EUSO, whose orientation is polarized orthogonal to local geo-magnetic field. The EUSO sensibility (effective volume ( $V_{eff} \sim 0.1 \text{ km}^3$ ) for 3 years of detection) will be deeper an order of magnitude below present AMANDA-Baikal bounds. Horizontal Tau Air-Shower at GZK energies will be better searched and revealed. They are originated along huge Volumes around the EUSO Area. Their horizontal skimming secondary  $\tau$  decay occur far away  $\geq 500$  km, at high altitude ( $\geq 20 - 40$  km) and it will give clear signals distinguished from downward horizontal UHECR. HORTAUs are grown by UHE neutrino interactions inside huge volumes ( $V_{eff} \geq 2300 \text{ km}^3$ ) for

incoming neutrino energy  $E_{\nu_\tau} \simeq 10^{19}$  eV. To obtain these results we applied the procedure described in recent articles [16],[17],[18]. As summarized in last Figures the expected UHE fluence

$$\Phi_\nu \simeq 10^3 \text{eVcm}^{-2} \text{s}^{-1}$$

needed in most Z-Shower models (as well as in most topological relic scenario) to solve GZK puzzles, will lead to nearly a hundred of horizontal events a year comparable to UHECR ones. Even in the most conservative scenario where a minimal GZK- $\nu$  fluence must take place (at least at

$$\Phi_\nu \simeq 30 \text{eVcm}^{-2} \text{s}^{-1} \text{sr}^{-1}$$

,just comparable to well observed Cosmic Ray fluence), a dozen of such UHE astrophysical neutrino must be observed during three year of EUSO data recording. To improve their visibility EUSO must, in our opinion one may:

- a) Improve the fast pattern recognition of Horizontal Shower Tracks with their few distant dots with forking signature.
- b) Enlarge the Telescope Radius to embrace also lower  $10^{19}$  eV energy thresholds where UHE neutrino signals are enhanced.
- c) Consider a detection at angular  $\Delta\theta$  and at height  $\Delta h$  level within an accuracy  $\Delta\theta \leq 0.2^\circ, \Delta h \leq 2$  km.

Even all the above results have been derived carefully following [16],[17],[19] in a minimal realistic framework they may be used within 10% nominal value due to the present uncertain in EUSO detection capabilities.

### Acknowledgment

The author wish to thank Prof. Livio Scarsi for inspiring the present search as well as the EUSO collaboration for the exciting discussion during November workshop in Rome; the author thanks also C.Leto, M.Teshima and P.Lipari for support and technical suggestions.

### References

#### REFERENCES

1. Becattini F and Bottai S 2001 Astropart. Phys. 15 323

2. SNO Collaboration, 2002, Phys.Rev.Lett. 89 (2002) 011302.
3. Berezhinsky V S, Gazizov A Z and Grigorieva S I 2002 hep-ph/0204357
4. Berezhinsky V S et al. 1990 Astrophysics of Cosmic Rays (North Holland ed.)
5. Bertou X, Billoir P, Deligny O, Lachaud C, Letessier-S.A 2002 Astropart.Phys.17 183-193
6. Dolgov A 2002 Phys.Rept. 370 , 333-535; 2002 hep-ph/0202122
7. Dutta Iyer S, Reno M H, Sarcevic I and Seckel D 2001 Phys. Rev. D63 094020
8. Fargion D and Salis A 1997 Proc.25th ICRC HE-4-6 153
9. Fargion D, Mele B and Salis A 1999 Ap. J. 517 725; astro-ph/9710029
10. Fargion D 2002 Ap. J. 570 (2002) 909-925, astro-ph/0002453; astro-ph/9704205
11. Fargion D and Grossi M, De Sanctis Lucentini P G, Di Troia C and Konoplich R V; Dark2000, Heidelberg 10-14, July, Ed. Klapdor-Kleingrothaus H V Springer 2001 p. 455-468
12. Fargion D 2001 27th ICRC 2001 HE2.5 1297-1300 2001 astro-ph/0106239
13. Fargion D 2001 27th ICRC 2001 HE1.8 Germany 903-906 2001 astro-ph/0107094
14. Fargion D, Aiello A, Conversano R, 26th ICRC HE6.1.10 396-398;1999;astro-ph/9906450
15. Fargion D, Grossi M, De Sanctis Lucentini P G and Troia C J 2001 Phys. Soc. Jpn. 70 46-57
16. Fargion D 2002 hep-ph/0206010.
17. Fargion D 2002 SPIE Conference 4858-01 2002 hep-ph/0208093
18. Fargion D 2002 Oulu, Beyond the Standard Model Conference 2002 hep-ph/0211153
19. Fargion D 2002 , astro-ph/0212342; 18November-2002 EUSO -Rome Meeting
20. Feng J L, Fisher P, Wilczek F and Terri M Yu hep-ph/0105067
21. Fodor Z, Katz S D and Ringwald A 2002 hep-ph/0210123
22. Fukuda Y *et al.* [Super-Kamiokande Collaboration] 1998 Phys. Rev. Lett. 81 1562
23. Gallex Collaboration, 1992, Phys.Letter.B

- 285 (1992) 376.
24. Gorbunov D S, Tinyakov P G ,Tkachev I I and Troitsky S V 2002 astro-ph/0204360 and 2002 Astrophys.J. 577 L93
  25. Greisen K 1966 Phys. Rev. Lett. 16 748
  26. Hayashida N et al. AGASA collaboration 1999 Astropart. Phys. 10 303-311
  27. Kalashev O E, Kuzmin V A, Semikoz D V and Sigl G 2002 Phys. Rev. D 66 063004
  28. KamLand Collaboration, 2002, hep-ex/0212021.
  29. Klapdor-Kleingrothaus H V, Dietz A, Harney H L and Krivosheina I V 2001 Mod. Phys. Lett. A 16 2409;
  30. Halzen F and Saltzberg D 1998 Phys. Rev. Lett. 81 4305-4308
  31. Hou G W S and Huang M A 2002 astro-ph/0204145
  32. Gandhi R, Quigg C, Reno M H and Sarcevic I 1998 Phys. Rev. D 58 093009
  33. Learned J G and Pakvasa S 1995 Astropart. Phys. 3 267
  34. Raffelt G.G. New Astron.Rev. 46 (2002) 699-708, astro-ph/0207220.
  35. Singh S., Ma C. P., astro-ph/0208419.
  36. Takeda M and AGASA Collab. 2001 J Phys. Soc. Jpn. 70 15-21
  37. Tinyakov P and Tkachev I 2001 J. Phys. Soc. Jpn. 70 58-63
  38. Yoshida S, Sigl G and Lee S 1998 Phys. Rev. Lett. 81 5505
  39. Weiler T 1999 Astropart. Phys. 11 303
  40. Zatsepin G T and Kuzmin V A 1966 JETP Lett. 4 78