



dependence of the slope parameter  $T$  [13]. Concerning HBT correlation, we showed [14], within the same approximation, that whereas the so-called side radius is independent of the average  $k_T$ , the out radius decreases with  $\langle k_T \rangle$ , because of the reason mentioned above. This behavior is expected to essentially remain in the general case we are going to discuss below and shown by data [15].

**Initial Conditions** | In order to produce event-by-event fluctuating IC, we use the NExus event generator [16], based on Gribov-Regge model. Given the incident nuclei and the incident energy, it produces the energy-momentum tensor distribution at the time  $\frac{t^2 - z^2}{2} = 1 \text{ fm}$ , in event-by-event basis. This, together with the baryon-number density distributions, constitute our fluctuating IC. The strangeness has not been introduced in the present calculations. As mentioned in the Introduction, we understand that the usual symmetric, smooth IC may be obtained from these by averaging over many events. In Fig. 1, we show an example of such an event for central Au+Au collision at 130 A GeV, compared with an average over 30 events. As can be seen, the energy-density distribution for a single event (left), at the mid-rapidity plane, presents several blobs of high-density matter, whereas in the averaged IC (right) the distribution is smoothed out, even though the number of events is only 30. In the results below, we show that the fingerprints of such high-density spots remain until the freezeout stage of the fluid, giving smaller HBT radii.

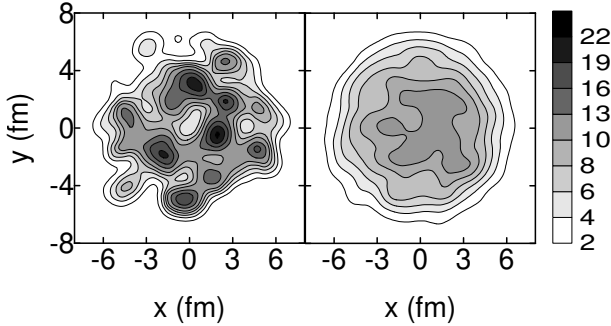


FIG. 1: Examples of initial conditions for central Au+Au collisions given by NExus at mid-rapidity plane. Energy density is plotted in units of  $\text{GeV}/\text{fm}^3$ . Left: one random event. Right: average over 30 random events (corresponding to the smooth initial conditions in the usual hydro approach).

**Hydrodynamic Equations** | The resolution of the hydrodynamic equations deserves a special care, since our initial conditions do not have, in general, any symmetry nor they are smooth. We adopt the recently developed SPHERIO code [20], based on the so-called smoothed-particle hydrodynamics (SPH), first used in astrophysics and which we have adapted for nuclear collisions [17], a method flexible enough, giving a desired precision. The

peculiarity of SPH is the use of discrete Lagrangian coordinates attached to small volumes ("particles") with some conserved quantities. Here, we take the entropy and the baryon number as such quantities. Then, the entropy density, for example, is parametrized as

$$s(\mathbf{x};t) = \frac{1}{N} \sum_i W(\mathbf{x} - \mathbf{x}_i(t); h); \quad (1)$$

where

- $\sum_i W(\mathbf{x} - \mathbf{x}_i(t); h)$  is a normalized kernel;
- $\mathbf{x}_i(t)$  is the  $i$ -th particle position,
- so the velocity is  $\mathbf{v}_i = d\mathbf{x}_i/dt$ ;
- $h$  is the smoothing scale parameter,

and we have

$$S = \int d^3x s(\mathbf{x};t) = \sum_i s_i; \quad (2)$$

Observe that, since the entropy of the  $i$ -th particle  $s_i$  is attached to the  $i$ -th SPH particle, and so does the baryon number, the total entropy  $S$  and the baryon number  $N$  are automatically conserved. By rewriting the usual energy-momentum conservation equation @  $T = 0$ , we get a set of coupled ordinary equations [17]

$$\begin{aligned} \frac{d}{dt} \sum_i \frac{P_i + \pi_i}{s_i} v_i \\ = \sum_j \sum_i \frac{P_i}{s_i s_j^2} + \frac{P_j}{s_j s_i^2} r_{ij} W(\mathbf{x}_i - \mathbf{x}_j; h); \end{aligned} \quad (3)$$

**Equations of State** | For equations of state, we consider ones with a first-order phase transition between QGP and a hadronic resonance gas, with baryon number conservation taken into account. In the QGP, we consider an ideal gas of massless quarks ( $u; d; s$ ) and gluons, with the bag pressure  $B$  taken to give the critical temperature  $T_c = 160 \text{ MeV}$  at zero chemical potential. In the resonance gas phase, we include all the resonances below  $2.5 \text{ GeV}$ , with the excluded volume effect taken into account.

**Two-Pion Correlation** | We assume that all pions are emitted from a chaotic source and neglect the resonance decays. It is argued [18] that, since resonance decays contribute to the correlations with very small  $q$  values ( $q < q_{\text{min}}$ , where  $q_{\text{min}}$  is the minimum measurable  $q$ ), the experimentally determined HBT radii are essentially due to the direct pions. Then the two-particle correlation function is expressed in terms of the distribution function  $f(\mathbf{x};k)$  as

$$C_2(\mathbf{q};K) = 1 + \frac{\mathcal{I}(\mathbf{q};K)^2}{\mathcal{I}(0;k_1)\mathcal{I}(0;k_2)} \quad (4)$$

where  $K = (k_1 + k_2) = 2$  and  $q = (k_1 - k_2)$  and  $k_i$  is the momentum of the  $i$ th pion. Usually

$$I(q; K) = \int_{T_{f,0}}^Z dK f(x; K) e^{iqx} : \quad (5)$$

In SPH representation, we write  $I(q; K)$  as

$$I(q; K) = \sum_j \frac{n_j K}{s_j j} e^{iq x_j} f(u_j K) ; \quad (6)$$

where the summation is over all the SPH particles. In the Cooper-Frye freezeout, these particles should be taken where they cross the hyper-surface  $T = T_{f,0}$  and  $n_j$  is the normal to this hyper-surface.

Continuous Emission Model | In CEM [10], it is assumed that, at each space-time point  $x$ , each particle has a certain escaping probability

$$P(x; k) = \exp \left( - \int_{t_0}^t v dt \right) ; \quad (7)$$

due to the finite dimensions and lifetime of the thermalized matter. The integral above is evaluated in the proper frame of the particle. Then, the distribution function  $f(x; k)$  of the expanding system has two components, one representing the portion of the fluid already free and another corresponding to the part still interacting, i.e.,

$$f(x; k) = f_{free}(x; k) + f_{int}(x; k) : \quad (8)$$

We may write the free portion as

$$f_{free}(x; k) = P f(x; k) : \quad (9)$$

The integral (5) is then rewritten in CEM as

$$I(q; K) = \int_{T_{f,0}}^Z dK f_{free}(x_0; K) e^{iqx} + \int_{T_{f,0}}^Z d^4x \Theta[K - f_{free}(x; K)] e^{iqx} ; \quad (10)$$

where the surface term corresponds to particles already free at the initial time.

The problem of this description is its complexity in handling because,  $P$  depends on the momentum of the escaping particle and, moreover, on the future of the fluid as seen in eq.(7). In order to make the computation practicable, here we first take  $P$  on the average, i.e.,  $P(x; k) < P(x; k) > = P(x)$ : Then, approximate linearly the density  $\rho(x^0) / s(x^0)$ . Thus,

$$P(x; k) = P(x) = \exp \left( - \frac{s^2}{\int ds = d_j} \right) ; \quad (11)$$

where  $\langle v \rangle$  has been included in  $s$ .

Now, eq.(10) is translated into SPH language, by computing the sum (6) not over  $T = T_{f,0}$  but picking out

SPH particles according to this probability  $P$ , with  $n_j$  pointing to the 4-gradient of  $P$ . Thus, our approximation includes also emission of particles of any momentum, once a SPH particle has been chosen. However, since our procedure favors emission from fast outgoing SPH particles, because  $\rho$  decreases faster and so does  $s$  in this case making  $P$  larger, we believe the main feature of CEM is preserved.

Results | We first assume sudden freezeout (FO) at  $T_{f,0} = 128$  MeV. In Fig 2, we compare  $C_2$  averaged over 15 fluctuating events with those computed starting from the averaged IC (so, without fluctuations). One can see that the IC fluctuations are reflected in large fluctuations also in the HBT correlations. When averaged, the resulting  $C_2$  are broader than those computed with averaged IC, so giving smaller radii as expected. Also the shape of the correlation functions changes. We plot the  $m_T$  dependence of HBT radii, with Gaussian fit of  $C_2$ , in Fig. 3, together with RHIC data [15] and results with CEM. It is seen that the smooth IC with sudden FO makes the  $m_T$  dependence of  $R_o$  flat or even increasing, which is in agreement with other hydro calculations [19] but in conflict with the data. The fluctuating IC make the radii smaller, especially in the case of  $R_o$ , without changing the  $m_T$ -dependence.

Next, look at the  $m_T$  dependence of the HBT radii in CEM, shown in Fig. 3. In this paper, we estimated  $\rho$  as being 0.3. Comparing the averaged IC case, with CEM (CE1), with the corresponding freezeout (FO1), one sees that, while  $R_L$  remains essentially the same,  $R_s$  decreases faster and as for  $R_o$ , it decreases now inverting its  $m_T$  behavior. The account of the fluctuating IC in addition (CE2) makes all the radii smaller as in FO case, obtaining a nice agreement with data for  $R_L$  and  $R_s$ , and improving considerably the results for  $R_o$  with respect to the usual hydro description.

Conclusions and Outlooks | In the present paper, we showed that both the event-by-event fluctuations of the initial conditions and the continuous particle emission instead of sudden freezeout considerably modify the HBT correlation of produced pions, so they should be included in more precise analyses of data. Fluctuations of the initial conditions give smaller radii, without changing the  $m_T$  dependence, which is a natural consequence of the appearance of high-density spots at the early times. Continuous particle emission, on the other hand, does not change  $R_L$  but enhances the  $m_T$  dependence of  $R_s$  and inverts the  $m_T$  behavior of  $R_o$ , which now decreases with  $m_T$  in accord with data. This is due to the fact that, in this description, large- $k_T$  particles appear mostly at the early stage of the expansion from a thin hot shell of the matter, whereas small- $k_T$  particles appear at later stage, during larger interval of time, and from larger portion of the fluid. The combination of these two effects can give account of the  $m_T$  dependence of  $R_L$  and  $R_s$  and

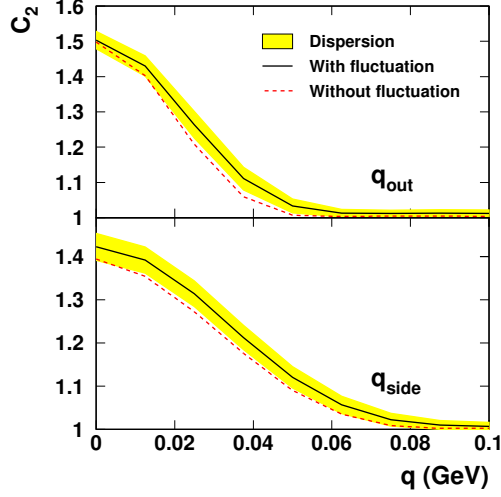


FIG. 2: Correlation functions from fluctuating IC and averaged IC. Sudden freeze-out is used here. The rapidity range is  $0.5 < Y < 0.5$  and  $q_{\perp, s, l}$  which do not appear in the horizontal axis are integrated over  $0 < q_{\perp, s, l} < 35$  MeV.

improves considerably the one for  $R_0$  with respect to the usual version.

The results we report here are preliminary. In applying the CE description we had to make a drastic approximation, expressed by eq.(11), in order to make it computable. It is likely that this is the reason why the discrepancy in  $R_0$  still persists. Some other improvements we are considering are how the results change with the parameter  $\beta$ ; and the inclusion of the resonance decays.

**Acknowledgments** | This work was partially supported by FAPESP (2000/04422-7 and 2001/09861-1), CAPES/PROBRAL, CNPq, FAPERJ and PRONEX.

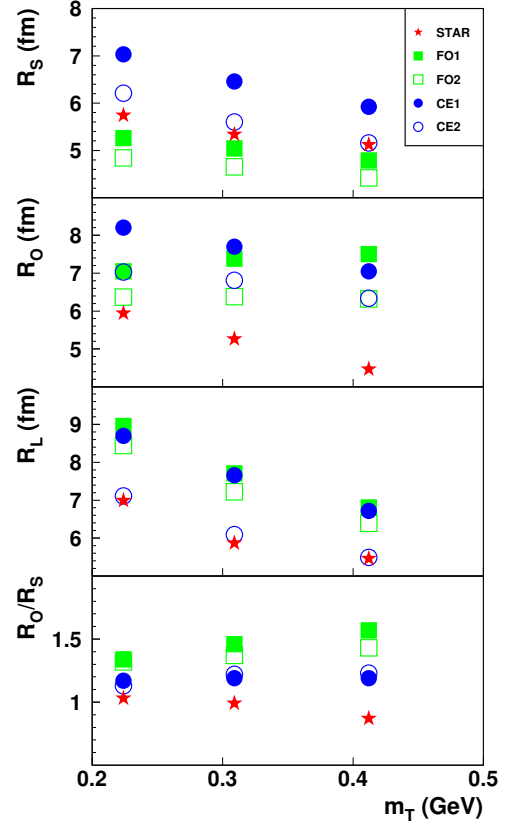


FIG. 3: HBT radii and the ratio  $R_0/R_s$  for sudden freeze-out (FO) and CE.1 stands for averaged IC and 2 fluctuating IC. Data are from [15].

[1] L.D. Landau, *Izv. Akad. Nauk SSSR* 17, 51 (1953).  
 [2] F. Cooper and G. Frye, *Phys. Rev. D* 10, 186 (1974).  
 [3] R. Hanbury-Brown and R.Q. Twiss, *Phil. Mag. Ser. 7*, Vol. 45, 663 (1954).  
 [4] C.-Y. Wong, *Introduction to High-Energy Heavy-Ion Collisions*, World Scientific (1994); R.M. Weiner, *Bose-Einstein Correlations in Particle and Nuclear Physics*, J. Wiley & Sons (1997); U. Heinz and B.V. Jacak, *Ann. Rev. Nucl. Part. Sci.* 49, 529 (1999); T. Csorgo, *Heavy Ion Phys.* 15, 1 (2002).  
 [5] Y. Ham a and S. Padula, *Phys. Rev. D* 37, 3237 (1988).  
 [6] S. Pratt, *Phys. Rev. D* 33, 1314 (1986); K. Kolehmainen and M. Gyulassy, *Phys. Lett. B* 180, 203 (1986); A.N. Makhlin and Yu.M. Sinyukov, *Z. Phys. C* 39, 69 (1988).  
 [7] T. Osada, C.E. Aguiar, Y. Ham a and T. Kodama, *nucl-th/0102011*; C.E. Aguiar, Y. Ham a, T. Kodama and

T. Osada, *Nucl. Phys. A* 698, 639c (2002).  
 [8] Y. Ham a, F. Grassi, O. Socolowski Jr., C.E. Aguiar, T. Kodama, L.L.S. Portugal, B.M. Tavares and T. Osada, *Proc. of XXXII Int. Symp. on Multiparticle Dynamics*, eds. A. Sissakian et al., World Scientific (Singapore, 2003), 65.  
 [9] See also T. Hirano, *nucl-th/0403042*.  
 [10] F. Grassi, Y. Ham a and T. Kodama, *Phys. Lett. B* 355, 9 (1995); F. Grassi, Y. Ham a and T. Kodama, *Z. Phys. C* 73, 153 (1996); Yu.M. Sinyukov, S.V. Akkelin and Y. Ham a, *Phys. Rev. Lett.* 89, 052301 (2002).  
 [11] F. Grassi, Y. Ham a, T. Kodama and O. Socolowski Jr., *Heavy Ion Phys.* 5, 417 (1997).  
 [12] F. Grassi and O. Socolowski Jr., *Phys. Rev. Lett.* 80, 1170 (1998); F. Grassi and O. Socolowski Jr., *J. Phys. G* 25, 331 (1999).  
 [13] F. Grassi and O. Socolowski Jr., *J. Phys. G* 25, 339 (1999).  
 [14] F. Grassi, Y. Ham a, S.S. Padula and O. Socolowski Jr., *Phys. Rev. C* 62, 044904 (2000).  
 [15] C. Adler et al., *Phys. Rev. Lett.* 87, 082301 (2001).  
 [16] H.J. Drescher, M. Hladik, S. Ostapchenko, T. Pierog and K. Werner, *J. Phys. G* 25, L91 (1999); *Nucl. Phys. A* 661, 604 (1999).

- [17] C.E. Aguiar, T. Kodama, T. Osada and Y. Hama, J. Phys. G 27, 75 (2001).
- [18] S. Nickerson, T. Csorgo and D. Kiang, Phys. Rev. C 57, 3251 (1998).
- [19] K. Morita, S. Muroya, C. Nonaka and T. Hirano, Phys. Rev. C 66, 054904 (2002).
- [20] Smoothed Particle hydrodynamical evolution of Relativistic heavy Ion collisions