

Non-leptonic B -decays, CP violation & the UT*A. Salim Safir ^a^aLudwig-Maximilians-Universität München, Department für Physik,
Theresienstraße 37, D-80333 Munich, Germany

We study the implication of the time-dependent CP asymmetry in $B \rightarrow \pi^+\pi^-$ decays on the extraction of weak phases taking into account the precise measurement of $\sin 2\beta$, obtained from the “gold-plated” mode $B \rightarrow J/\psi K_S$. Predictions and uncertainties for the hadronic parameters are investigated in QCD factorization. Furthermore, independent theoretical and experimental tests of the factorization framework are briefly discussed. Finally, a model-independent bound on the unitarity triangle from CP violation in $B \rightarrow \pi^+\pi^-$ and $B \rightarrow J/\psi K_S$ is derived.

1. Introduction

In the standard model (SM), the only source of CP violation is the Kobayashi-Maskawa phase [1], localized in the Unitarity Triangle (UT) of the Cabibbo-Kobayashi-Maskawa (CKM) matrix [1,2]. Thanks to the precise measurements at the current B -factories, CP violation could be established in $B_d \rightarrow J/\psi K_S$ [3,4], leading to a precise measurement of $\sin 2\beta$, where the current world average yields [5] $\sin 2\beta = 0.739 \pm 0.048$. The extractions of the other two angles α and γ are expected mainly through CP violation in the charmless B decays, such as $B_d \rightarrow \pi\pi$ and similar modes [6]. The current B -factories measurements have been averaged to yield [5]:

$$S_{\pi\pi} = -0.74 \pm 0.16, \quad C_{\pi\pi} = -0.46 \pm 0.13.$$

On the theoretical side, the analysis is challenging due to the need to know the ratio of penguin-to-tree amplitude contributing to this process. In this talk, we present the result of [7,8], where a transparent method of exploring the UT through the CP violation in $B \rightarrow \pi^+\pi^-$, combined with the “gold-plated” mode $B_d \rightarrow J/\psi K_S$ has been proposed. A model independent lower bound on the CKM parameters as functions of $S_{\pi\pi}$ and $\sin 2\beta$ is derived. Our estimate of the hadronic parameters are carried out in QCD factorization (QCDF) and confronted to other approaches.

*Invited talk at the 11th International Conference on *Quantum Chromodynamics*, Montpellier, France (5–10th July 2004)

2. Basic Formulas

The time-dependent CP asymmetry in $B \rightarrow \pi^+\pi^-$ decays is defined by

$$A_{CP}^{\pi\pi}(t) = -S_{\pi\pi} \sin(\Delta m_B t) + C_{\pi\pi} \cos(\Delta m_B t), \quad (1)$$

$$\text{where} \quad S_{\pi\pi} = \frac{2 \operatorname{Im}\xi}{1 + |\xi|^2}, \quad C_{\pi\pi} = \frac{1 - |\xi|^2}{1 + |\xi|^2}, \quad (2)$$

with $\xi = e^{-2i\beta} \frac{e^{-i\gamma} + P/T}{e^{+i\gamma} + P/T}$, and β and γ are CKM angles which are related to the Wolfenstein parameters $\bar{\rho}$ and $\bar{\eta}$ in the usual way [9].

The penguin-to-tree ratio P/T can be written as $P/T = r e^{i\phi} / \sqrt{\bar{\rho}^2 + \bar{\eta}^2} \equiv r e^{i\phi} / R_b$. The real parameters r and ϕ defined in this way are pure strong interaction quantities without further dependence on CKM variables.

For any given values of r and ϕ a measurement of $S_{\pi\pi}$ and $C_{\pi\pi}$ defines a curve in the $(\bar{\rho}, \bar{\eta})$ -plane, expressed respectively through

$$S_{\pi\pi} = \frac{2\bar{\eta}[R_b^2 - r^2 - \bar{\rho}(1 - r^2) + (R_b^2 - 1)r \cos \phi]}{((1 - \bar{\rho})^2 + \bar{\eta}^2)(R_b^2 + r^2 + 2r\bar{\rho} \cos \phi)} \quad (3)$$

$$\text{and} \quad C_{\pi\pi} = \frac{2r\bar{\eta} \sin \phi}{R_b^2 + r^2 + 2r\bar{\rho} \cos \phi}. \quad (4)$$

The penguin parameter $r e^{i\phi}$ has been computed in [10] in the framework of QCDF. The result can be expressed in the form

$$r e^{i\phi} = -\frac{a_4^c + r_\chi^\pi a_6^c + r_A [b_3 + 2b_4]}{a_1 + a_4^u + r_\chi^\pi a_6^u + r_A [b_1 + b_3 + 2b_4]}, \quad (5)$$

where we neglected the very small effects from electroweak penguin operators. A recent analysis gives [7,8]

$$r = 0.107 \pm 0.031, \quad \phi = 0.15 \pm 0.25, \quad (6)$$

where the error includes an estimate of potentially important power corrections. In order to obtain additional insight into the structure of hadronic B -decay amplitudes, it will be also interesting to extract these quantities from other B -channels, or using other methods. In this perspective, we have considered them in a simultaneous expansion in $1/m_b$ and $1/N_C$ (N_C is the number of colours) in (5). Expanding these coefficients to first order in $1/m_b$ and $1/N_C$ we find that the uncalculable power corrections b_i and $H_{\pi\pi,3}$ do not appear in (5), to which they only contribute at order $1/m_b N_C$. Using our default input parameters, one obtains the central value [7]: $(r_{N_C}, \phi_{N_C}) = (0.084, 0.065)$, which seems to be in a good agreement with the standard QCDF framework at the next-to-leading order.

As a second cross-check, one can extract r and ϕ from $B^+ \rightarrow \pi^+\pi^0$ and $B^+ \rightarrow \pi^+K^0$, leading to the central value [7] $(r_{SU3}, \phi_{SU3}) = (0.081, 0.17)$, in agreement with the above results², although their definitions differ slightly from (r, ϕ) (see [7] for further discussions).

3. UT through CP violation observables

It is possible to fix the UT by combining the information from $S_{\pi\pi}$ with the value of $\sin 2\beta$, well known from the ‘‘gold-plated’’ mode $B \rightarrow J/\Psi K_S$. The angle β of the UT is given by

$$\tau \equiv \cot \beta = \sin 2\beta \left(1 - \sqrt{1 - \sin^2 2\beta} \right)^{-1}. \quad (7)$$

The current world average [5] $\sin 2\beta = 0.739 \pm 0.048$, implies $\tau = 2.26 \pm 0.22$. Given a value of τ , $\bar{\rho}$ is related to $\bar{\eta}$ by $\bar{\rho} = 1 - \tau \bar{\eta}$. The parameter $\bar{\rho}$ may thus be eliminated from $S_{\pi\pi}$ in (3), which can be solved for $\bar{\eta}$ to yield

$$\bar{\eta} = \frac{1}{(1 + \tau^2) S_{\pi\pi}} \left[\tilde{S}(1 + r \cos \phi) \right] \quad (8)$$

²One can compare also r_{SU3} to its experimental value $r_{SU3}^{exp} = 0.099 \pm 0.014$.

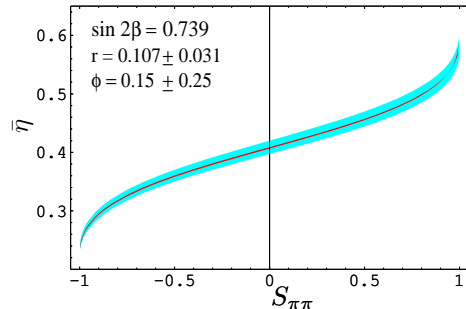


Figure 1. CKM phase $\bar{\eta}$ as a function of $S_{\pi\pi}$. The dark (light) band reflects the theoretical uncertainty in the parameter ϕ (r).

$$-\sqrt{(1 - S_{\pi\pi}^2)(1 + r^2 + 2r \cos \phi) - \tilde{S}^2 r^2 \sin^2 \phi} \Big],$$

with $\tilde{S} = (1 + \tau S_{\pi\pi})$. The two observables τ (or $\sin 2\beta$) and $S_{\pi\pi}$ determine $\bar{\eta}$ and $\bar{\rho}$ once the theoretical penguin parameters r and ϕ are provided.

The determination of $\bar{\eta}$ as a function of $S_{\pi\pi}$ is shown in Fig. 1, which displays the theoretical uncertainty from the penguin parameters r and ϕ in QCDF. Since the dependence on ϕ enters in (8) only at second order, it turns out that its sensitivity is rather mild in contrast to r . In the determination of $\bar{\eta}$ and $\bar{\rho}$ described here discrete ambiguities do in principle arise, however they are ruled out using the standard fit of the UT (see [7] for further discussions).

After considering the implications of $S_{\pi\pi}$ on the UT, let’s explore now $C_{\pi\pi}$. Since $C_{\pi\pi}$ is an odd function of ϕ , it is therefore sufficient to restrict the discussion to positive values of ϕ . A positive phase ϕ is obtained by the perturbative estimate in QCDF, neglecting soft phases with power suppression. For positive ϕ also $C_{\pi\pi}$ will be positive, assuming $\bar{\eta} > 0$, and a sign change in ϕ will simply flip the sign of $C_{\pi\pi}$.

In contrast to the case of $S_{\pi\pi}$, the hadronic quantities r and ϕ play a prominent role for $C_{\pi\pi}$, as can be seen in (4). This will in general complicate the interpretation of an experimental result for $C_{\pi\pi}$.

The analysis of $C_{\pi\pi}$ becomes more transparent if we fix the weak parameters and study the im-

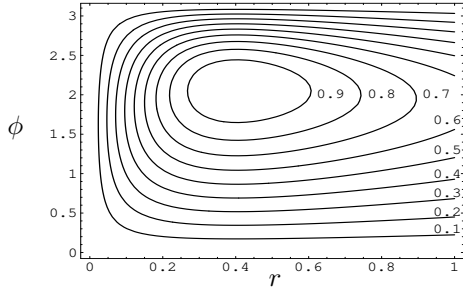


Figure 2. Contours of constant $C_{\pi\pi}$ in the (r, ϕ) -plane for the SM best-fit result $(\bar{\rho}, \bar{\eta}) = (0.20, 0.35)$ [11].

pact of r and ϕ . An important application is a test of the SM, obtained by taking $\bar{\rho}$ and $\bar{\eta}$ from a SM fit and comparing the experimental result for $C_{\pi\pi}$ with the theoretical expression as a function of r and ϕ . In Fig. 2, a useful representation is obtained by plotting contours of constant $C_{\pi\pi}$ in the (r, ϕ) -plane, for given values of $\bar{\rho}$ and $\bar{\eta}$. Within the SM this illustrates the correlations between the parameters (r, ϕ) and observable $C_{\pi\pi}$.

As it has been shown in [7], a bound on the parameter $C_{\pi\pi}$ exists, given by

$$C_{max} = \frac{2\kappa \sin \phi}{\sqrt{(1 + \kappa^2)^2 - 4\kappa^2 \cos^2 \phi}}, \quad (9)$$

with $\kappa \equiv r/R_b$ and where the maximum occurs at $\cos \gamma = -2\kappa \cos \phi / (1 + \kappa^2)$. If $\kappa = 1$, no useful upper bound is obtained. However, if $\kappa < 1$, then C_{max} is maximized for $\phi = \pi/2$, yielding the general bound $C < \frac{2\kappa}{1 + \kappa^2}$. For the conservative bound $r < 0.15$, $\kappa < 0.38$ this implies $C_{\pi\pi} < 0.66$. The bound on $C_{\pi\pi}$ can be strengthened by using information on ϕ , as well as on κ , and employing (9). Then $\kappa < 0.38$ and $\phi < 0.5$ gives $C_{\pi\pi} < 0.39$.

4. Model Independent bound on the UT

As has been shown in [8], the following inequality can be derived from (8) for $-\sin 2\beta \leq S_{\pi\pi} \leq 1$

$$\bar{\eta} \geq \frac{1 + \tau S_{\pi\pi} - \sqrt{1 - S_{\pi\pi}^2}}{(1 + \tau^2) S_{\pi\pi}} (1 + r \cos \phi). \quad (10)$$

This bound is still *exact* and requires no information on the phase ϕ .

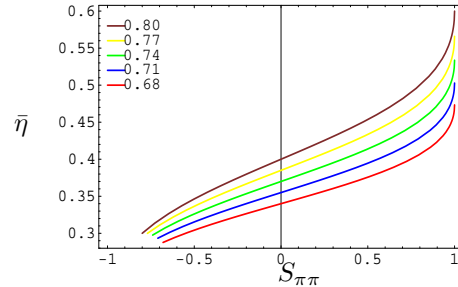


Figure 3. Lower bound on $\bar{\eta}$ as a function of $S_{\pi\pi}$ for various values of $\sin 2\beta$.

Assuming now $-90^\circ \leq \phi \leq 90^\circ$, we have $1 + r \cos \phi \geq 1$ and

$$\bar{\eta} \geq \frac{1 + \tau S_{\pi\pi} - \sqrt{1 - S_{\pi\pi}^2}}{(1 + \tau^2) S_{\pi\pi}}. \quad (11)$$

We emphasize that this lower bound on $\bar{\eta}$ depends only on the observables τ and $S_{\pi\pi}$ and is essentially free of hadronic uncertainties. Since both r and ϕ are expected to be quite small, we anticipate that the lower limit (11) is a fairly strong bound, close to the actual value of $\bar{\eta}$ itself (see [7] for further details). We also note that the lower bound (11) represents the solution for the unitarity triangle in the limit of vanishing penguin amplitude, $r = 0$. In other words, the model-independent bounds for $\bar{\eta}$ and $\bar{\rho}$ are simply obtained by ignoring penguins and taking $S_{\pi\pi} \equiv \sin 2\alpha$ when fixing the unitarity triangle from $S_{\pi\pi}$ and $\sin 2\beta$. Let us briefly comment on the second solution for $\bar{\eta}$, which has the minus sign in front of the square root in (8) replaced by a plus sign. For positive $S_{\pi\pi}$ this solution is always larger than (8) and the bound (11) is unaffected. For $-\sin 2\beta \leq S_{\pi\pi} \leq 0$ the second solution gives a negative $\bar{\eta}$, which is excluded by independent information on the UT (for instance from ε_K).

Because we have fixed the angle β , or τ , the lower bound on $\bar{\eta}$ is equivalent to an upper bound on $\bar{\rho} = 1 - \tau\bar{\eta}$. The constraint (11) may also be expressed as a lower bound on the angle γ or a lower bound on R_t (see [7] for further details). In Figs. 3, we represent the lower bound on $\bar{\eta}$

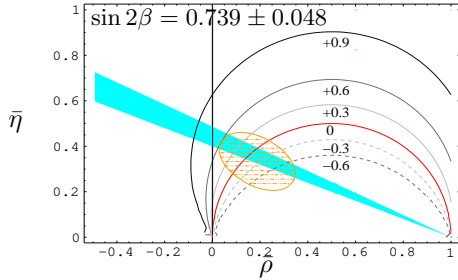


Figure 4. Model-independent bound on the $(\bar{\rho}, \bar{\eta})$ plane from $\sin 2\beta$ (shaded area) and $S_{\pi\pi}$. The result of a standard UT fit (dotted ellipse, from [11]) is overlaid for comparison.

as a function of $S_{\pi\pi}$ for various values of $\sin 2\beta$. From Fig. 3 we observe that the lower bound on $\bar{\eta}$ becomes stronger as either $S_{\pi\pi}$ or $\sin 2\beta$ increase.

In Fig. 4 we illustrate the region in the $(\bar{\rho}, \bar{\eta})$ plane that can be constrained by the measurement of $\sin 2\beta$ and $S_{\pi\pi}$ using the bound in (11). We finally note that the condition $r \cos \phi > 0$, which is crucial for the bound, could be independently checked [12] by measuring the mixing-induced CP-asymmetry in $B_s \rightarrow K^+ K^-$, the U-spin counterpart of the $B_d \rightarrow \pi^+ \pi^-$ mode [13].

5. Summary

In this talk, we have proposed strategies to extract information on weak phases from CP violation observables in $B \rightarrow \pi^+ \pi^-$ decays even in the presence of hadronic contributions related to penguin amplitudes. Assuming knowledge of the penguin pollution, an efficient use of mixing-induced CP violation in $B \rightarrow \pi^+ \pi^-$ decays, measured by $S_{\pi\pi}$, can be made by combining it with the corresponding observable from $B \rightarrow J/\psi K_S$, $\sin 2\beta$, to obtain the unitarity triangle parameters $\bar{\rho}$ and $\bar{\eta}$. The sensitivity on the hadronic quantities, which have typical values $r \approx 0.1$, $\phi \approx 0.2$, is very weak. In particular, there are no first-order corrections in ϕ . For moderate values of ϕ its effect is negligible.

Concerning our penguin parameters, namely

r and ϕ , they were investigated systematically within the QCDF framework. To validate our theoretical predictions, we have calculate these parameters in the $1/m_b$ and $1/N_C$ expansion, which exhibits a good framework to control the uncalculable power corrections, in the factorization formalism. As an alternative proposition, we have also considered to extract r and ϕ from other B decay channels, such as $B^+ \rightarrow \pi^+ \pi^0$ and $B^+ \rightarrow \pi^+ K^0$, relying on the SU(3) argument. Using these three different approaches, we found a compatible picture in estimating these hadronic parameters.

Acknowledgements

I thank the organizers for their invitation and I am very grateful to Gerhard Buchalla for the extremely pleasant collaboration. This work is supported by the DFG under contract BU 1391/1-2.

REFERENCES

1. M. Kobayashi and T. Maskawa, Prog. Theor. Phys. **49** (1973) 652.
2. N. Cabibbo, Phys. Rev. Lett. **10** (1963) 531.
3. B. Aubert *et al.* [BABAR Collaboration], Phys. Rev. Lett. **87** (2001) 091801.
4. K. Abe *et al.* [Belle Collaboration], Phys. Rev. Lett. **87** (2001) 091802.
5. Heavy Flavor Averaging Group, <http://www.slac.stanford.edu/xorg/hfag/>
6. H. Jawahery, in the Proceedings of the XXI LP2003, Fermilab, USA, 11-16 August 2003.
7. G. Buchalla and A. S. Safir, hep-ph/0406016; A. S. Safir, hep-ph/0311104.
8. G. Buchalla and A. S. Safir, Phys. Rev. Lett. **93** (2004) 021801
9. L. Wolfenstein, Phys. Rev. Lett. **51** (1983) 1945; A. J. Buras, *et al.* Phys. Rev. D **50** (1994) 3433.
10. M. Beneke *et al.*, Nucl. Phys. B**606**(2001)245
11. CKMFitter Working Group, LP2003 update, Sep. 2003, <http://ckmfitter.in2p3.fr>
12. A. S. Safir, hep-ph/0407015.
13. I. Dunietz, FERMILAB-CONF-93-090-T R. Fleischer, Phys. Lett. B **459** (1999) 306.