

Scenarios for multiplicity distributions in pp collisions in the TeV energy region

Roberto Ugoccioni and Alberto Giovannini

Dipartimento di Fisica Teorica, Università di Torino and INFN, Sezione di Torino, via Giuria 1, 10125 Torino, Italy

E-mail: roberto.ugoccioni@to.infn.it, alberto.giovannini@to.infn.it

Abstract. Possible scenarios based on available experimental data and phenomenological knowledge of the GeV energy region are extended to the TeV energy region in the framework of the weighted superposition mechanism of soft and semi-hard events. KNO scaling violations, forward-backward multiplicity correlations, H_q vs. q oscillations and shoulder structures are discussed.

1. Introduction

Given the current difficulty of performing QCD calculations in the realm of multiparticle dynamics, one possible alternative path consists in studying the features of hadronic final states as obtained in collision experiments. The main motivation is the conviction that the complex structures which we observe might very well be simple at the origin, and that such initial simplicity manifests itself in terms of regularities in final particle multiplicity distributions (MD's).

Indeed, the Pascal regularity [1] appeared very soon: that final charged particle MD's were well described by the negative binomial (NB), also known as Pascal, distribution was discovered first in cosmic rays observations [2] in the '60, and later confirmed in the 5–100 GeV energy range in pp collisions and up to 40 GeV in e^+e^- annihilations, as well as in other types of collisions (see, e.g., [3].)

The NB (Pascal) distribution is a two-parameter distribution:

$$P_n^{(\text{Pascal})}(\bar{n}, k) = \frac{k(k+1) \cdots (k+n-1)}{n!} \frac{\bar{n}^n k^k}{(\bar{n}+k)^{n+k}} \quad (1)$$

where \bar{n} is the average multiplicity and $1/k$ measures the deviation of the variance $D^2 \equiv \langle n^2 \rangle - \bar{n}^2$ from the Poisson shape:

$$1/k + 1/\bar{n} = D^2/\bar{n}^2. \quad (2)$$

In fact, for the Poisson distribution $D^2 = \bar{n}$, i.e., $k \rightarrow \infty$, and for the geometric distribution $D^2 = \bar{n} + \bar{n}^2$, i.e., $k = 1$.

That different reactions showed the same, approximate, regularity was worth of interpretation attempts. Probably the most successful of such attempt has been *clan structure analysis* [4]. 'Clan' (recalling the Scottish sense of the word) refers to a group of particles of common ancestry:

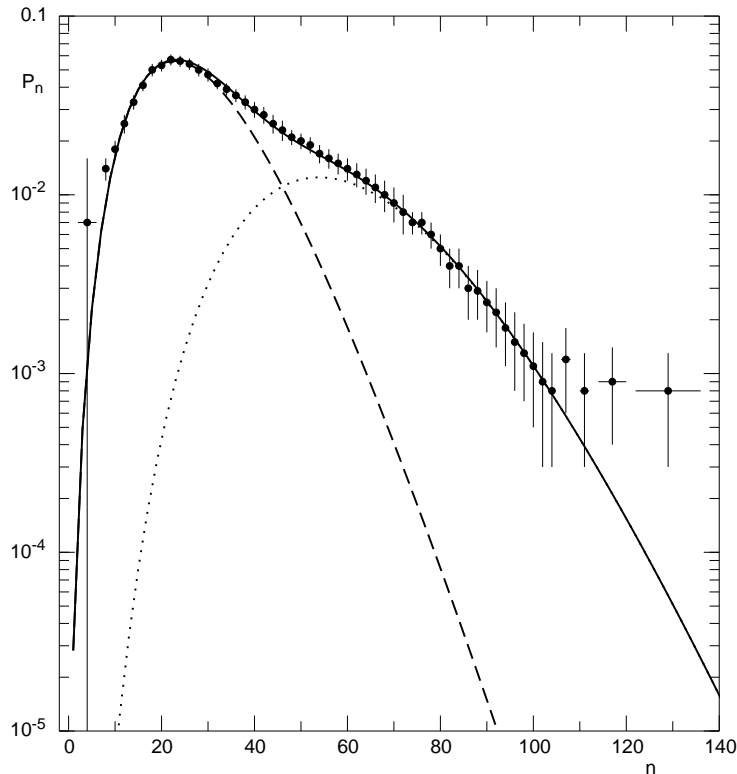


Figure 1. The shoulder structure visible in this charged particle MD at 900 GeV c.m. energy from the UA5 Collaboration [5] is well described by the weighted superposition of two NB (Pascal) MD (dashed and dotted lines).

clans are by definition independently produced in a number which follows the Poisson MD, each clan contains at least one particle by assumption and all correlations are exhausted within each clan. Clan ancestors, after their production, generate additional particles via cascading, according to a logarithmic multiplicity distribution.

The two relevant parameters in clan structure analysis are the average number of clans, \bar{N} , and the average number of particles per clan, \bar{n}_c . They are linked to the standard NB (Pascal) parameters \bar{n} and k by the following non-trivial relations

$$\bar{N} = k \ln(1 + \bar{n}/k) \quad \text{and} \quad \bar{n}_c = \bar{n}/\bar{N}. \quad (3)$$

Clan structure analysis reveals new interesting properties when applied to above mentioned collisions. In particular it is shown that in e^+e^- there are more clans than $p\bar{p}$ collisions, whereas each clan is much smaller. In addition, clans in central rapidity intervals are larger than in more peripheral intervals. The deep inelastic case is intermediate between the previous ones: clans are less numerous than in e^+e^- annihilation and hadronic in character, but the clan size tends to be leptonic.

As soon as the c.m. energy increased, more detailed structures appeared in the data: the MD was seen to have a ‘shoulder structure’ in the intermediate multiplicity range, first in $p\bar{p}$ collisions [6] and later also in e^+e^- annihilation [7]. In both cases an explanation was found in terms of the weighted superposition of different classes of events: events with and without mini-jets in the case of $p\bar{p}$ collisions (called ‘semi-hard’ and ‘soft’, respectively; see Figure 1), events with a fixed number of jets in e^+e^- annihilation [8]. It should be stressed here that the MD of each class

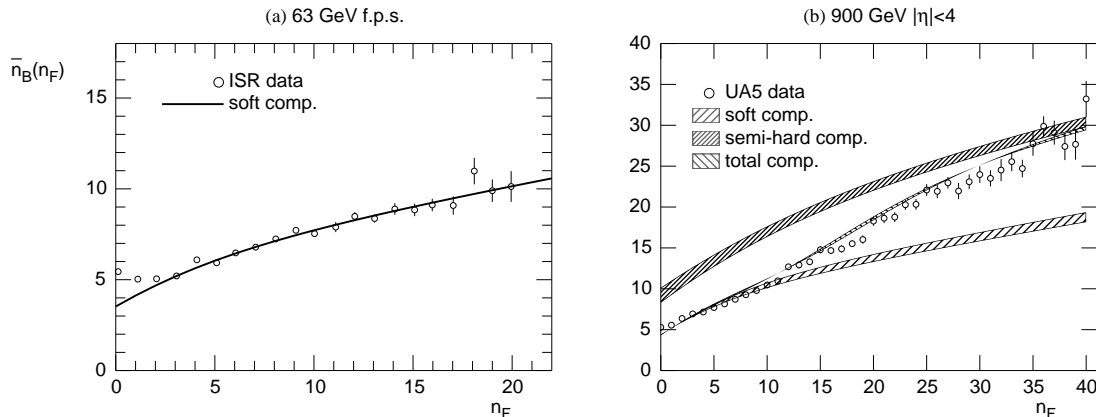


Figure 2. Results of the weighted superposition model for $\bar{n}_B(n_F)$ vs. n_F compared to experimental data in full phase-space at 63 GeV (a) and in the pseudo-rapidity interval $|\eta| < 4$ at 900 GeV (b) [10].

was again well described by the Pascal distribution (which could not, of course, by itself alone reproduce the shoulder structure). The degree of precision of such a description is witnessed by the fact that not only the overall shape is visibly reproduced, but also the quasi-oscillatory behaviour of the so-called H_q moments (defined as the ratio of factorial cumulant moments of order q to factorial moments of the same order, $H_q = K_q/F_q$), which show sign changes when plotted as a function of the order q [9].

Finally, a third observable was brought into play, with different characteristic behaviour in e^+e^- annihilation and pp collisions, but which can be understood in terms of the Pascal regularity and clan structure analysis: the strength of forward-backward multiplicity correlations [10]. In particular, it was shown that in e^+e^- annihilation the superposition mechanism is sufficient by itself to account for the small amount of forward-backward multiplicity correlations (FBMC) present in the data, consistently with the idea of a large number of small clans; on the other hand, the superposition was not enough in $p\bar{p}$ collisions (Figure 2): it is required that particle be produced in sizeable groups (clans!) which are not localised in phase-space, i.e., clans must produce particles in both hemispheres (in other words, there must be a non-zero ‘leakage’: there are particles going backwards from forward-emitted clans, and vice versa.)

2. Extrapolations to higher energies

We will now abandon the parallelism with e^+e^- annihilation, and in the following concentrate on pp and $p\bar{p}$ collisions. The knowledge from the GeV energy range, summarised briefly in the previous section, will now be employed to extrapolate the MD’s in the TeV energy region [11, 12], i.e., the region covered by Tevatron and LHC colliders.

The main equation of the extrapolation is the following:

$$P_n^{(\text{total})} = \alpha_{\text{soft}} P_n^{(\text{Pascal})}(\bar{n}_1, k_1) + (1 - \alpha_{\text{soft}}) P_n^{(\text{Pascal})}(\bar{n}_2, k_2), \quad (4)$$

where α_{soft} is the fraction of ‘soft’ events in the total sample. An event is declared ‘soft’ if it contains no mini-jets: there is some ambiguity as to the threshold which defines a mini-jet, e.g., a calorimetric tower of a few GeV, but a small variation of this threshold does not result in a wild variation of each class’ parameters. On the other hand, a proper definition of what is ‘hard’ and what is ‘soft’ is an extremely interesting task on itself, but it goes well beyond the scope of this paper.

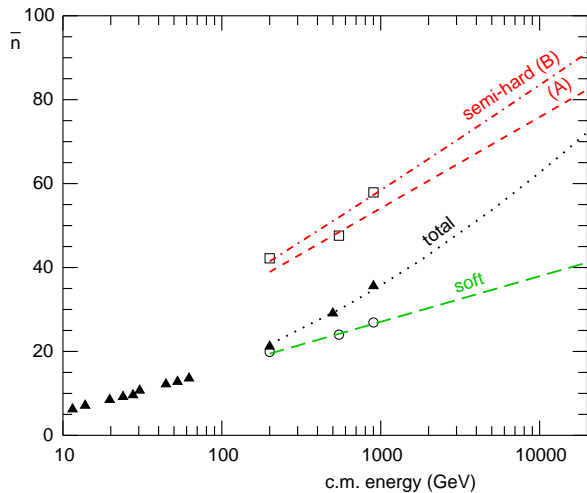


Figure 3. Extrapolation of the average multiplicity.

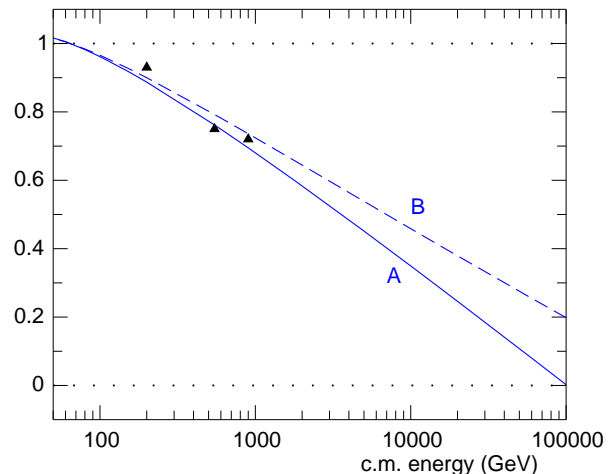


Figure 4. Extrapolation of the weight parameter.

The basic assumptions to be used in the extrapolation are as follows (see Figure 3):

- (i) the average charged multiplicity in the total sample grows with the logarithm of the c.m. energy (best fit to available data);
- (ii) in agreement with the findings at ISR, where one component gives an adequate description of the data, the growth of the average charged multiplicity in the *soft* sample is proportional to $\ln s$.
- (iii) in agreement with UA1 findings at SpS, the average multiplicity in the *semi-hard* sample is twice as large as in the soft one, but a very small term quadratic in $\ln s$ could be added as a correction (the two possibilities are called A and B in the figures). Accordingly, most, if not all, of the $\ln^2 s$ behaviour of \bar{n}_{total} comes from the increase in the mini-jet production cross section.

One now has enough information to compute the expected energy dependence of the weight α_{soft} :

$$\alpha_{\text{soft}}(s) = 2 - \bar{n}_{\text{total}}(s)/\bar{n}_{\text{soft}}(s), \quad (5)$$

which is shown in Figure 4.

We come now to the behaviour of k . k_{soft} was found to be constant in the GeV region by the UA5 collaboration; together with the mentioned behaviour of \bar{n}_{soft} this implies that KNO scaling behaviour is valid for the soft component in the TeV region:

$$D_{\text{soft}}^2/\bar{n}_{\text{soft}}^2 \approx 0.14 \approx \text{constant}. \quad (6)$$

We stay with this assumption on k_{soft} .

As the data on the semi-hard component are scarce, it was decided to explore three different scenarios for the energy behaviour of $k_{\text{semi-hard}}$, summarised, together with the average number of clans and the average number of particles per clan, in Figures 5-7.

Scenario 1 (Figure 5)

In this scenario we assume that KNO scaling holds also for the semi-hard component, i.e., that $k_{\text{semi-hard}}$ is constant. This leads to a slow increase of the average number of clans and of the average number of particles per clan.

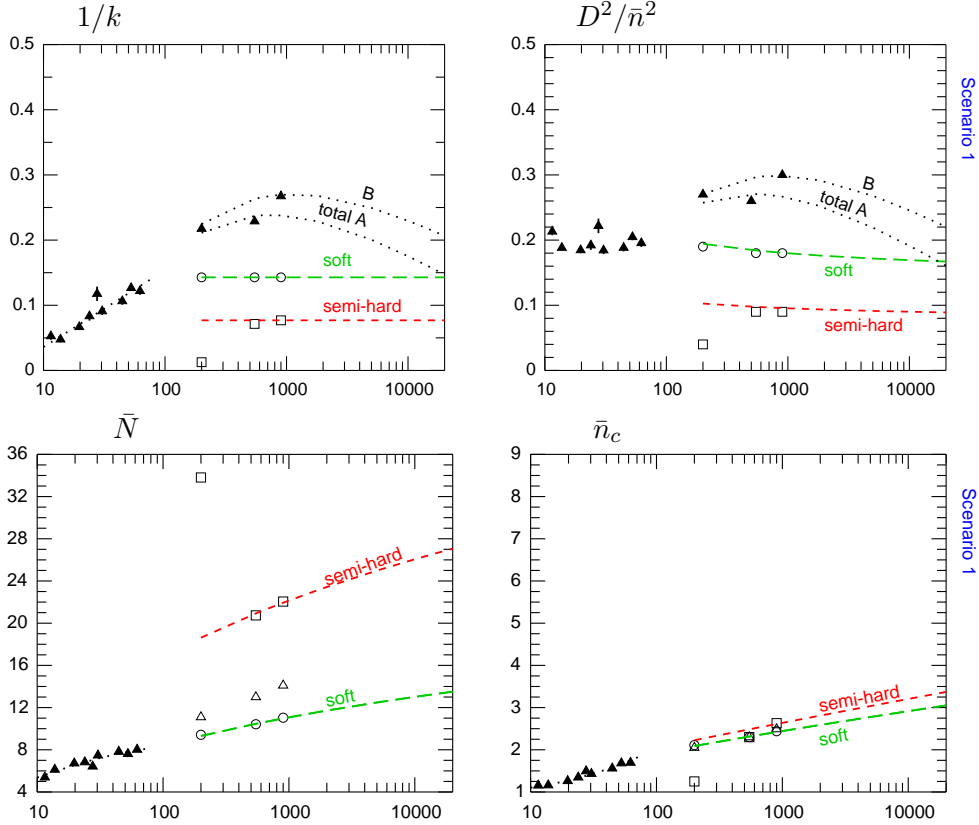


Figure 5. Interpolated and extrapolated NB (Pascal) parameters in scenario 1.

Scenario 2 (Figure 6)

Here we test the assumption of maximum KNO scaling violation, by assuming that the growth $k_{\text{total}} \simeq 0.0512 \ln \sqrt{s} - 0.08$ continues in the TeV region. One notices that this scenario implies a fast decrease with increasing energy of the average number of clans, a fact which is quite unusual and interesting, and is explored further in these proceedings [13].

Scenario 3 (Figure 7)

In this scenario we transport the QCD-predicted (at leading log level) behaviour to fit the low energy $p\bar{p}$ data: $k_{\text{semi-hard}}^{-1} = 0.38 - \sqrt{0.42/\ln(\sqrt{s}/10)}$. It corresponds to an increase, slower than in scenario 2, toward an asymptotic constant value, i.e., toward a MD which is asymptotically KNO scaling. From the point of view of clan analysis, this scenario is intermediate between 1 and 2, and shows again a decrease in \bar{N} with increasing \sqrt{s} (\bar{N} will start to increase again in the KNO scaling regime, due to the increase of \bar{n} .)

3. Extension to small rapidity intervals

In going from full phase-space (FPS) to pseudo-rapidity (η) intervals, our main concern is to be consistent with the scenarios explored in FPS and extend them. It should be pointed out that by assuming only a longitudinal growth of phase space and constant height of the rapidity plateau with c.m. energy for semi-hard events, as done in Ref. [12], CDF data [14] in pseudo-rapidity intervals are underestimated. These data are well described by allowing a $\ln^2 s$ growth of the total rapidity plateau: from this consideration one deduces a more appropriate

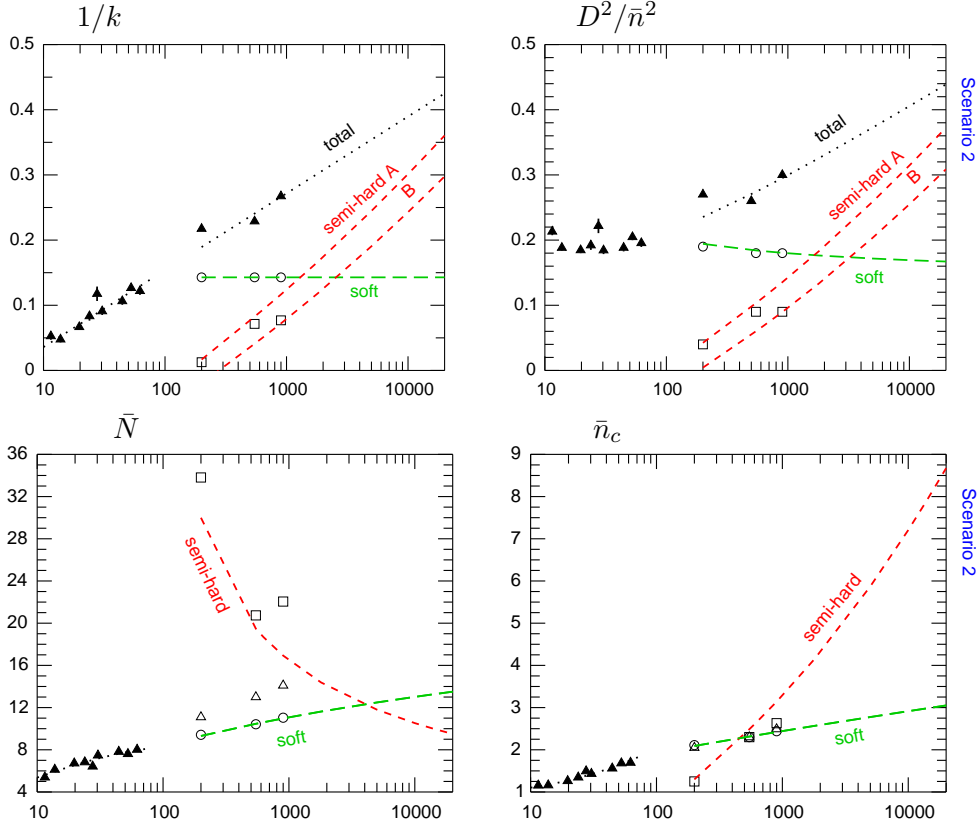


Figure 6. Interpolated and extrapolated NB (Pascal) parameters in scenario 2.

growth of the semi-hard plateau height; the constraint is that $\bar{n}_{\text{semi-hard}}$ in full phase space follows a logarithmic growth with \sqrt{s} as discussed above (curves B). Predicted charged particle multiplicity distributions in the three scenarios of the two-component model for the interval $|\eta| < 1$ at Tevatron and LHC energies, calculated for the last mentioned case, are shown in Fig. 9 (notice that a direct comparison with CDF data, in view of the relatively large value of their resolution $p_T > 0.4$ GeV/ c , is questionable). If this behaviour for the semi-hard component will be confirmed by data one should conclude that semi-hard events populate mainly the central rapidity region giving an important contribution to the increase of charged particle density in central rapidity intervals.

4. Fermilab results

Two sets of data are available from Tevatron: the E735 Collaboration [15] gives full phase-space results, from data measured in $|\eta| < 3.25$ and $p_T > 0.2$ GeV/ c and then extended via a Monte Carlo program, which do not completely agree with those obtained at comparable energies at the SpS collider, as shown in Figure 8 (left panel); Tevatron data are more precise than SpS data at larger multiplicities (they have larger statistics and extend to larger multiplicities than UA5 data), but much less precise at low multiplicity. Both sets of data show a shoulder structure, but the Tevatron MD is somewhat wider. As seen from the same Figure 8 (right panel), scenario 2 is the one that come closer to these data.

The second set of data comes from CDF [16] for charged particles in $|\eta| < 1$ and $p_T > 0.4$ GeV/ c : it was found that by subdividing the minimum bias sample into two groups, characterised respectively by the absence ('soft' events) or the presence ('hard' events) of mini-

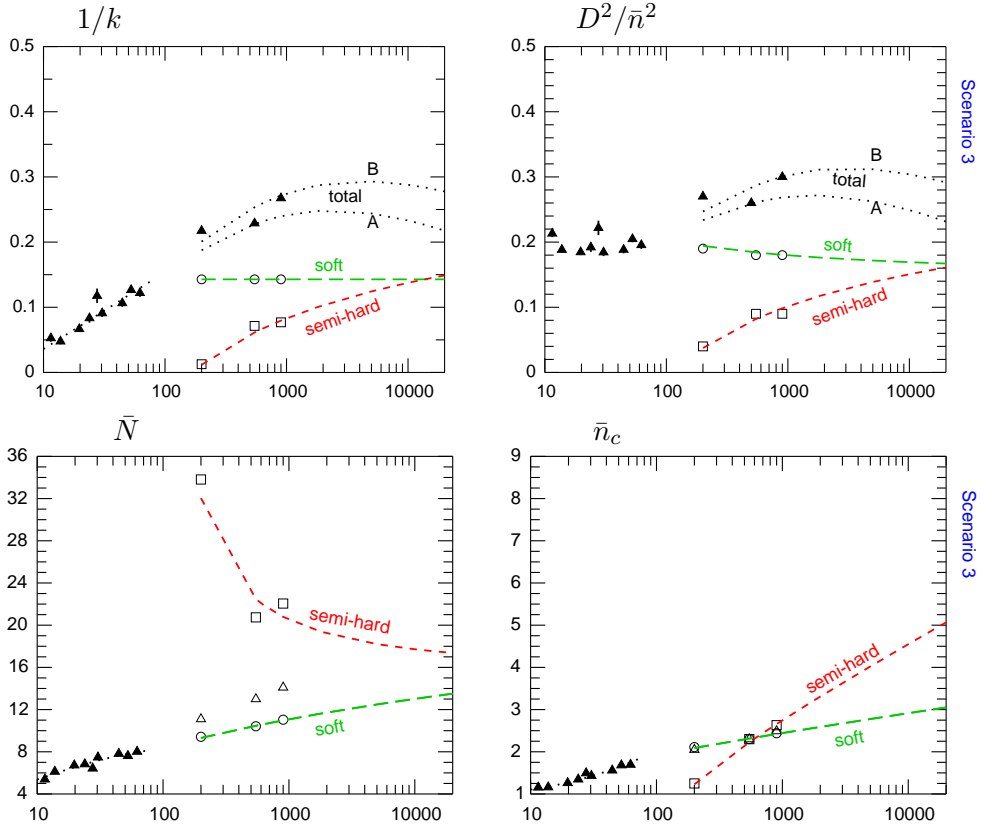


Figure 7. Interpolated and extrapolated NB (Pascal) parameters in scenario 3.

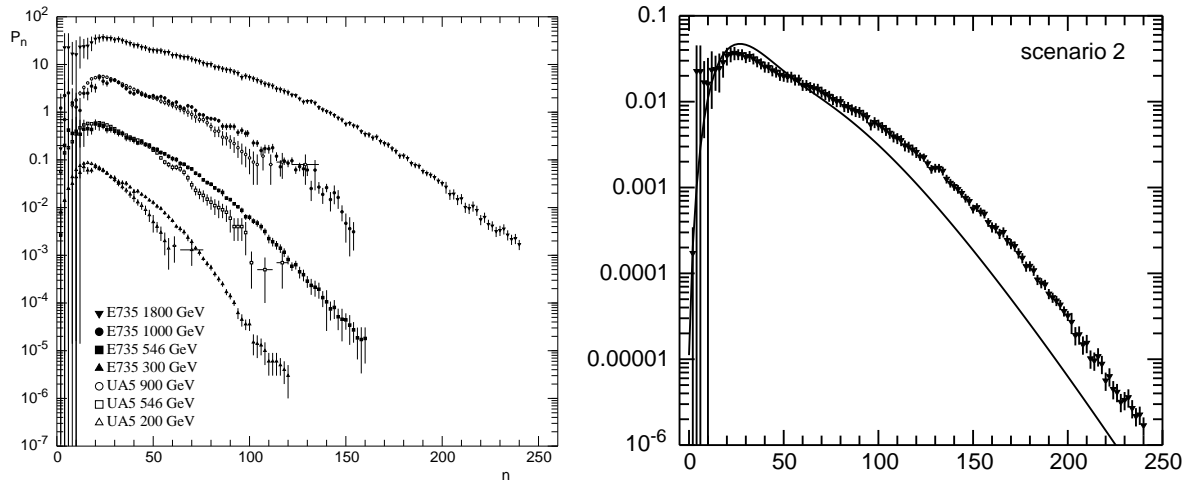


Figure 8. E735 results do not quite agree with UA5 ones (left panel; data from the two experiments which were taken at nearly the same energy are here rescaled by the same factor), but are close to scenario 2's predictions (right panel).

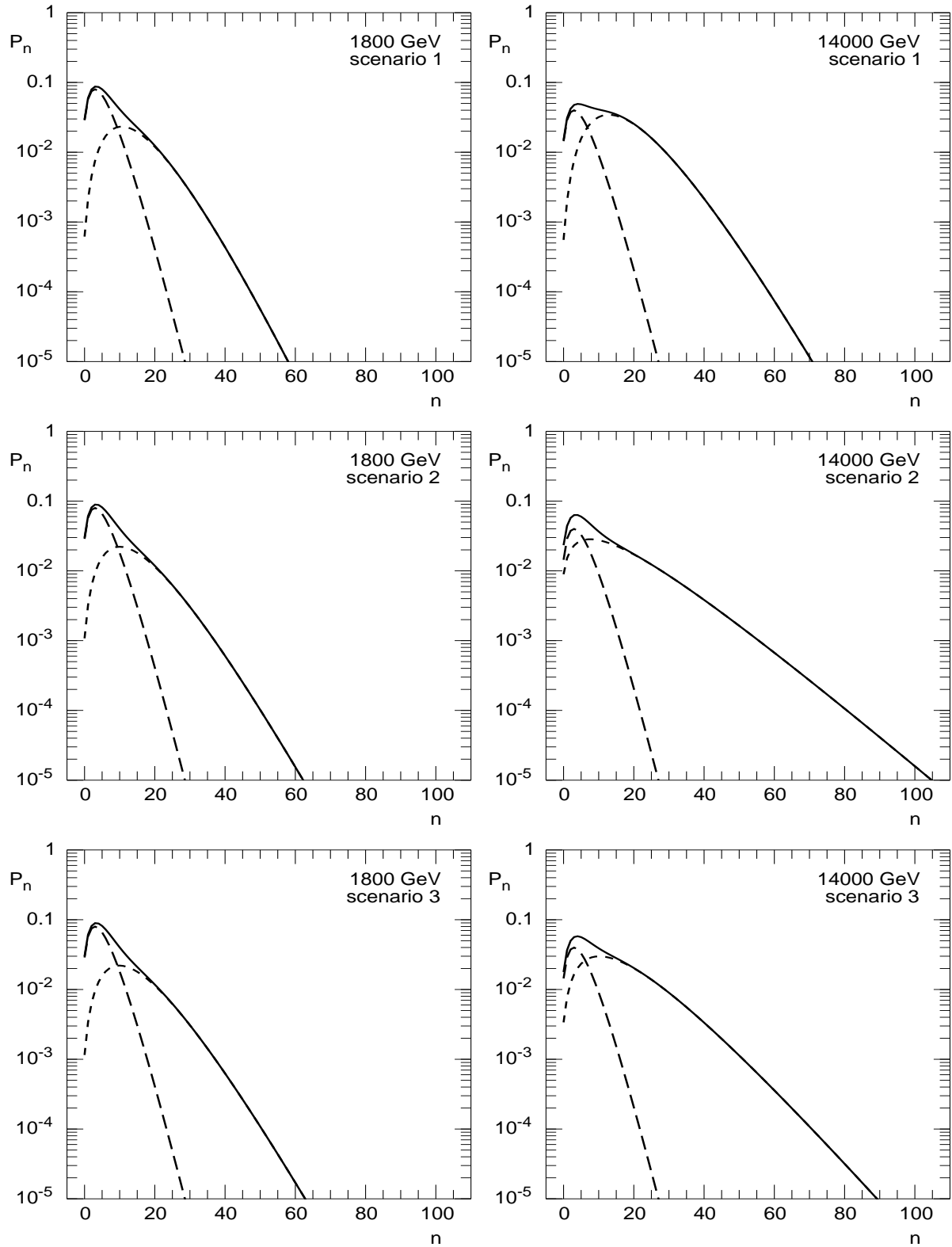


Figure 9. Predictions for the multiplicity distributions in $|\eta| < 1$ at 1800 and 14000 GeV in our scenarios for pp collisions.

Table 1. NB (Pascal) and clan structure analysis parameters for pp collisions at 14 TeV in the two-component model.

FPS	%	\bar{n}	k	\bar{N}	\bar{n}_c
soft	42	40	7	13.3	3.0
semi-hard	58	87	3.7	11.8	7.4
$ \eta < 0.9$	%	\bar{n}	k	\bar{N}	\bar{n}_c
soft	42	4.9	3.4	3.0	1.6
semi-hard	58	14	2.0	4.2	3.4

Table 2. Forward-backward multiplicity correlations strength parameter for pp collisions at 14 TeV in the two-component model.

FB corr. strength	FPS	$ \eta < 0.9$
soft	0.41	0.25
semi-hard	0.51	0.45
total (weighted)	0.98	0.92

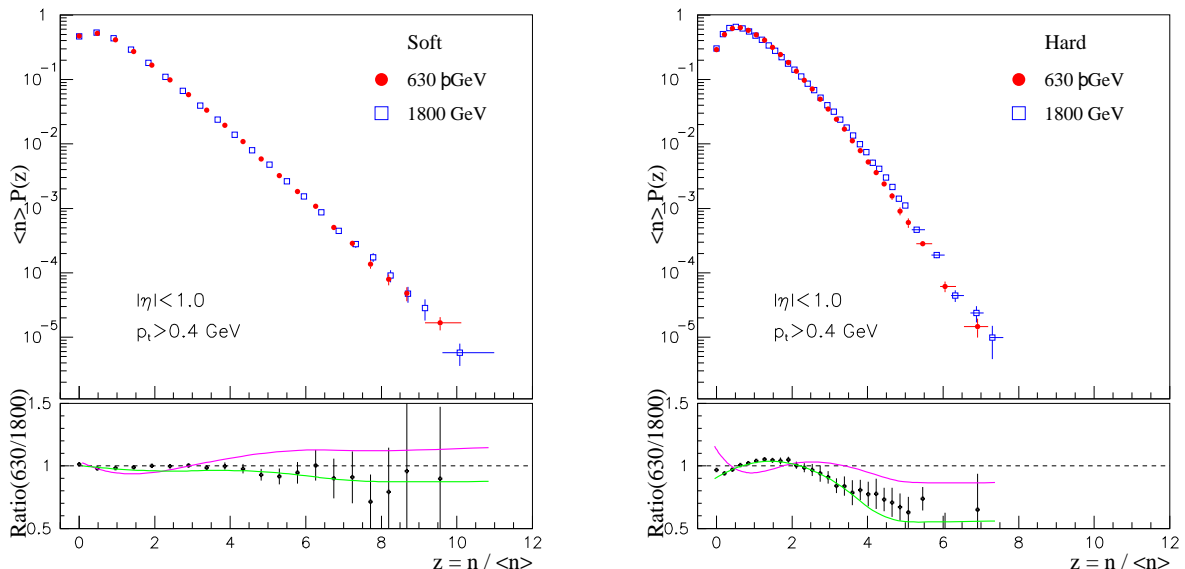


Figure 10. CDF results on MD's at 1800 GeV: the soft component satisfies KNO scaling, the hard one does not [16].

jets, interesting features of the reaction can be investigated. More precisely, a ‘hard’ event has been defined as an event with at least one calorimeter cluster in $|\eta| < 2.4$, a cluster being defined as a seed calorimeter tower with at least 1 GeV transverse energy E_t plus at least one contiguous tower with $E_t \geq 0.1$ GeV. A subdivision which is interesting *per se* and can be tested at 14 TeV. In summary, the soft component is found to satisfy KNO scaling (as expected in our scenarios), while the hard one does not (in disagreement with scenario 1, but in agreement with scenarios 2 and 3); also the $\langle p_T \rangle$ distribution scales at fixed multiplicity in the soft component and not in the hard one; the dispersion of $\langle p_T \rangle$ vs. the inverse of the multiplicity is compatible with an extrapolation to 0 as $n \rightarrow \infty$ in the soft component but not in the hard one, indicating in this limit a lack of correlations in the soft component.

5. Conclusions

The weighted superposition mechanism of two NB (Pascal) MD's describes not only MD and H_q oscillations, but also forward-backward multiplicity correlations in pp and $p\bar{p}$ collisions and e^+e^- annihilations. In hadronic collisions, the two components were found to correspond to soft

events (without mini-jets) and to semi-hard events (with mini-jets) respectively. Based on this mechanism, the knowledge of the features of MD's up to 900 GeV c.m. energy has been used to predict the characteristic behaviour expected in the TeV energy range: the soft component satisfies KNO scaling, while the semi-hard one violates it strongly. These predictions do not disagree with the successive findings at Tevatron. In terms of clan structure analysis, a peculiar behaviour was found: particles in the semi-hard component tend to aggregate forming few, large clans. This behaviour, and its consequences for the LHC experiments, will be investigated further in A. Giovannini's contribution to these proceedings [13].

References

- [1] Giovannini A and Ugoccioni R 2004 Clan structure analysis and qcd parton showers in multiparticle dynamics. An intriguing dialog between theory and experiment *Preprint* DFTT 12/2004, hep-ph/0405251
- [2] MacKeown P K and Wolfendale A W 1966 *Proc. Phys. Soc.* **89** 553
- [3] Giacomelli G and Jacob M 1979 *Physics Reports* **55** 1
Adamus M *et al* 1986 *Phys. Lett. B* **177** 239
Derrick M *et al* 1986 *Phys. Lett. B* **168** 299
Arneodo M *et al* 1987 *Z. Phys. C* **35** 335
- [4] Van Hove L and Giovannini A 1987 *XVII International Symposium on Multiparticle Dynamics* ed M Markitan *et al* (Singapore: World Scientific) p 561
Giovannini A and Van Hove L 1988 *Acta Phys. Pol. B* **19** 495
- [5] Fuglesang C 1990 *Multiparticle Dynamics: Festschrift for Léon Van Hove* ed A Giovannini and W Kittel (Singapore: World Scientific) p 193
- [6] Ansorge R E *et al* 1989 *Z. Phys. C* **43** 357
- [7] Abreu P *et al* 1991 *Z. Phys. C* **50** 185
- [8] Abreu P *et al* 1991 *Z. Phys. C* **52** 271
- [9] Ugoccioni R, Giovannini A and Lupia S 1995 *Phys. Lett. B* **342** 387
- [10] Giovannini A and Ugoccioni R 2002 *Phys. Rev. D* **66** 034001
- [11] Giovannini A and Ugoccioni R 1999 *Phys. Rev. D* **59** 094020
- [12] Giovannini A and Ugoccioni R 1999 *Phys. Rev. D* **60** 074027
- [13] Giovannini A *these proceedings*
- [14] Abe F *et al* *Phys. Rev. D* **41** 2330
- [15] Alexopoulos T *et al* 1998 *Phys. Lett. B* **435** 453
- [16] Acosta D *et al* 2002 *Phys. Rev. D* **65** 072005