

The Problem of Mass: Mesonic Bound States Above T_c

Hong-Jo Park,^a Chang-Hwan Lee,^{a,b} Gerald E. Brown^c

^a*Department of Physics, Pusan National University, Pusan 609-735, Korea
(E-mail: hongjopark@pusan.ac.kr, clee@pusan.ac.kr)*

^b*Asia Pacific Center for Theoretical Physics, POSTECH, Pohang 790-784, Korea*

^c*Department of Physics and Astronomy,
State University of New York, Stony Brook, NY 11794, USA
(E-mail: Ellen.Popenoe@sunysb.edu)*

Abstract

We discuss the problem of mass, noting that meson masses decrease with increasing scale as the dynamically generated condensate of “soft glue” is melted (Brown/Rho scaling). We then extend the Bielefeld LGS (Lattice Gauge Simulation) color singlet interaction computed for heavy quarks in a model-dependent way by including the Ampère law velocity-velocity interaction. Parameterizing the resulting interaction in terms of effective strength of the potential and including screening, we find that the masses of π, σ, ρ and A_1 excitations, 32 degrees of freedom in all, go to zero (in the chiral limit) as $T \rightarrow T_c$ essentially independently of the input quark (thermal) masses in the range of 1 – 2 GeV, calculated also in Bielefeld. We discuss other LGS which show $\bar{q}q$ bound states, which we interpret as our chirally restored mesons, for $T > T_c$.

Key words: Chiral symmetries, Relativistic heavy ion collisions, Lattice QCD calculations

PACS: 11.30.Rd; 24.85.+p; 25.75.-q; 12.38.Gc

1 Introduction

The problem of mass is one of the most fundamental in physics. We know that mesons have masses, all but the pion (in the chiral limit) at low densities and temperatures; i.e., at low scales. We now have experimental evidence that meson masses decrease by $\sim 20\%$ as the density increases to nuclear matter density. This incipient decrease has been seen in the STAR (STAR

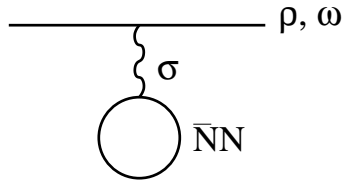


Fig. 1. The decrease in vector meson mass can be simply understood as arising from the decrease in scalar density with increasing density.

Collaboration) data for the ρ -meson, at a low density $\sim 0.15n_0$, where n_0 is nuclear matter density [1].

Data on in-medium ω photoproduction in Nb measured by the CBELSA/TAPS collaboration shows this mass to decrease roughly consistently with about 15% for nuclear matter density [2]. Such decrease in mass predicted by Brown and Rho [3] was made obvious in the work referred to above as coming from tadpoles connecting the scalar density to the relevant vector meson, as shown in Fig. 1, basically an extension of Walecka mean field theory.

This is well and fine for finite density, although the experiments take us up to only $\sim n_0$. However, Harada and Yamawaki [4] carrying out a renormalization group calculation in their vector manifestation show that the vector mass goes to zero at a fixed point as the temperature goes up to T_c from below.

One can understand the behaviour of meson masses with temperature in terms of the two scales for condensed glue.

The hard glue, or “epoxy”, is known to break scale invariance and provide the parameter λ_{QCD} . It is an explicit breaking by the hard glue condensate which exists up to $T_{c,\text{quenched}} \simeq 250$ MeV (See Fig. 2).

In addition to the hard glue, there is a “soft glue”, condensed below T_c , which connects the quarks in mesons and provides their masses. The soft glue provides a dynamical breaking of scale invariance, the latter being restored at T_c [3].

The temperature dependence of the soft glue has been calculated in LGS by David Miller [5] and we show it in Fig. 2. The connection of the soft glue with masses is most easily understood in NJL (Nambu Jona-Lasinio) [7]; it is the difference in energy obtained by giving the quarks masses in the negative energy sea.

$$\text{B.E.}(\text{soft glue}) = 12 \int_0^\Lambda \frac{d^3k}{(2\pi)^3} \left[\sqrt{\vec{k}^2 + m_q^{*2}} - |\vec{k}| \right] \quad (1)$$

where m_q^* is the medium dependent quark mass. As the soft glue is “melted”

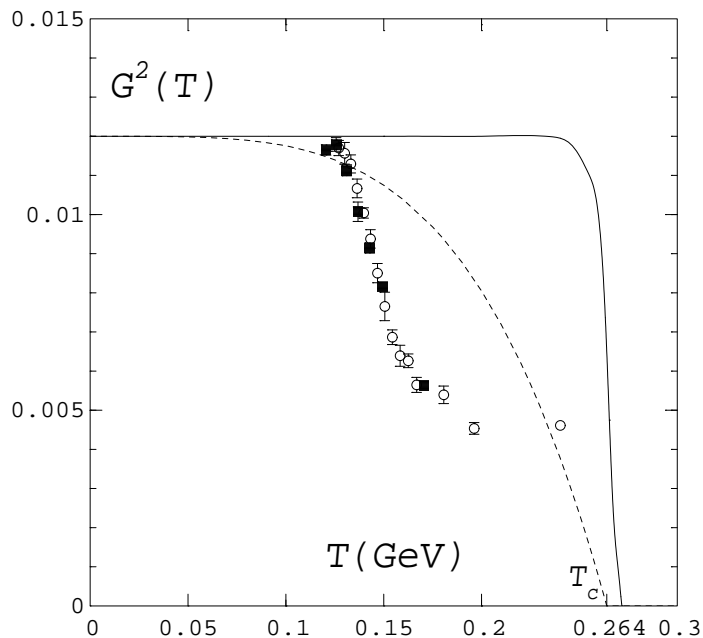


Fig. 2. Gluon condensates taken from Miller [5] (Fig. 2 of BGLR[6]). The lines show the trace anomaly for SU(3) denoted by the open circles for light quark masses and the heavier ones by filled circles. The T_c marked in the figure is that for quenched QCD, whereas Miller deals with unquenched QCD with $T_c = 175$ MeV.

with increasing temperature, the quark mass $m_q^* \rightarrow 0$ at chiral restoration, $T_c \simeq 175$ MeV. (The last point on the right in Fig. 2 is hard glue, or epoxy.) The soft gluon condensate is a dynamical breaking of scale invariance. Note that there is essentially no change in the epoxy from the next to last point. The soft glue holds the constituent quarks together in mesons.

The epoxy is melted only as T goes up to $T_{\text{quenched}} \sim 270$ MeV. In Shuryak's model [8] it consists of instanton molecules which do not break chiral symmetry.

Now the evaluation of the tadpole process of Fig. 1 as T goes up to T_c from below would involve unquenched LGS below T_c , which have not yet been carried out. However, the Bielefeld group has carried out LGS in full QCD above T_c . We report here on those calculations in pure gauge, where the group has sent us their results electronically. Their full QCD $SU(2) \times SU(2)$ results [9,10] are essentially the same as in pure glue except for rescaling with the appropriate T_c 's.

2 The $\bar{q}q$ Bound States at $T \gtrsim T_c$

In quenched calculations Petreczky et al. [11] find quark and gluon (thermal) masses¹ of ~ 1.6 GeV and 1.4 GeV, respectively for $T = 1.5T_c$ where we take $T_{c,\text{quenched}} = 270$ MeV. Thus, quarks and gluons are not the thermodynamic variables of QCD in this energy range; their Boltzmann factors would be negligible.

On the other hand, the $SU(2) \times SU(2)$ LGS transition is second order and, as a result, the pion mass must remain zero, in the chiral limit, as T moves upwards through T_c . Furthermore, the pion and sigma mesons are equivalent excitations as chiral symmetry and helicity are restored at T_c , so, in the chiral limit, these should be massless. We have no such guiding symmetry above T_c for the (equivalent) vector and axial vector excitations, except that the vector mass goes to zero as T approaches T_c from below [4].

We have shown [12] that the color singlet interaction mixes the π and ρ just above T_c so strongly that one cannot talk about linear excitations until the temperature is well above T_c , the width of the excitations being as large as the ρ mass, which was taken to be ~ 280 MeV as arising completely from the explicit chiral symmetry breaking. In any case any additional mass assigned to this very nonlinear excitation is kept small by the minimization of the Helmholtz free energy [12]. The heavy quark interaction in LGS accomplishes only a small part of the π, ρ mixing.

We have 32 degrees of freedom which all go nearly massless at T_c in the chirally restored mesons π, σ, ρ, A_1 . This is sufficient for LGS to give the correct entropy at T_c .

3 Lattice Gauge Calculations above T_c

The Bielefeld group [13,14] have carried out lattice gauge calculations to obtain the heavy quark free energy for the region of temperatures above T_c . They have given us their results for pure gauge calculations electronically. These agree with their $SU(2) \times SU(2)$ full QCD calculations [10,15] in almost all respects, once a rescaling by the relevant temperatures is made. We discuss in this section their results for the color singlet (Coulomb) potentials.

The finite temperature analog of the static potential is not known and it is not clear whether at all it can be properly defined. Therefore we use the

¹ These may be $\sim 30\%$ smaller in full QCD (in which they have not yet been calculated) if rescaled with the appropriate T_c .

internal energy as potential in the Klein-Gordon equation. The color singlet internal energy can be derived from the free energy obtained in lattice gauge calculations:

$$V_1(r, T) = F_1(r, T) - T \frac{\partial F_1(r, T)}{\partial T} \quad (2)$$

Above T_c , at large distance, the dominant scale of the effective strength of QCD potential is the temperature, i.e. $g \approx g(T)$ for $rT \gg 1$. However, at short distances, the effective strength is dominated by the hard processes and the dominant scale is the length, i.e. $g \simeq g(r)$. In order to incorporate these properties into the effective strength of the potential [16], motivated by the Debye screened perturbative results, we fit the color singlet free energy $F_1(r, T)$ as follows [13],

$$F_1(r, T) = -\frac{g^2(r, T)}{3\pi r} e^{-Dg(r, T)Tr},$$

$$g^2(r, T) = \frac{A}{\log[(1/r + BT)/\Lambda]} \quad (3)$$

where A, B, and D are fitting parameters which depend on temperature. In principle Λ also depends on temperature, but for consistency, $\Lambda = 232$ MeV is used for all temperatures.² In the above expression (Eq. (3)) we subtracted the value of the free energy at $r \rightarrow \infty$, namely $F_1(r = \infty, T)$. This is because we are only interested in the binding energy. In Kaczmarek et al. [13] the authors note that “at sufficiently short distances the free energy agrees well with the zero temperature heavy quark potential and thus also leads to a temperature independent running coupling. The range of this short distance regime is temperature dependent and reduces from $r \simeq 0.5$ fm at $T \simeq T_c$ to $r \simeq 0.03$ fm at $T \simeq 12T_c$.” Since the rms radius of our chirally restored mesons is 0.2 fm at T_c , it is clear that for the regime of T in the neighborhood of T_c , the running coupling is the same as the much studied zero temperature one.

As in Brown et al.[17], in order to enforce the asymptotic freedom at the origin, we used the molecule radius as

$$R \simeq \frac{\hbar}{2m_q}. \quad (4)$$

This matches quite well the short-distance lattice regularization. For the outside region, $r > R$, the effective potential can be determined using Eqs.(2) and (3) by fitting the results of lattice gauge simulation summarized in Fig. 3. In

² Since we fitted the Bielefeld LGS data, final results are not sensitive to the choice of different parameterizations.

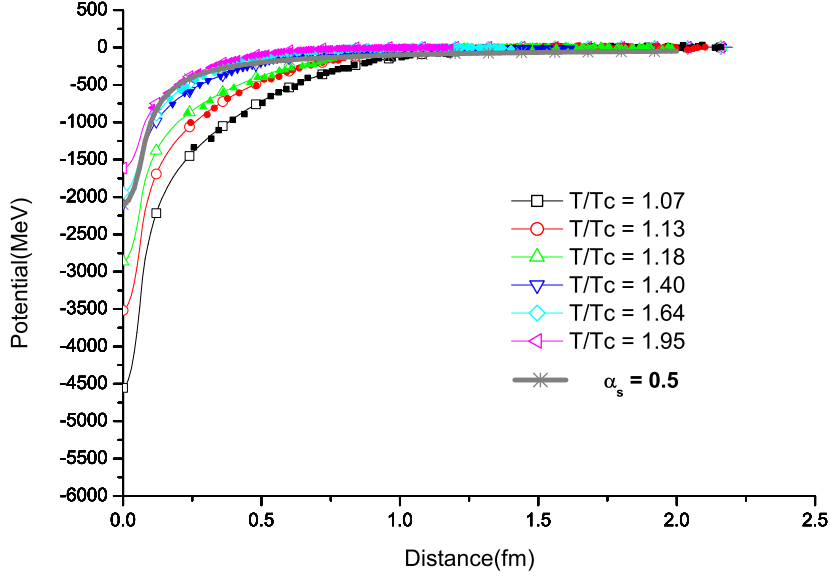


Fig. 3. The potential for various temperature ($m_q = 1.4\text{GeV}$). Filled symbols denote the results of lattice gauge simulation [18] and solid lines are fitted curves. The thick solid line is for the color-Coulomb interaction with constant coupling $\alpha_s = 0.5$, as used in [17].

order to extend the effective potential inside the molecule radius, the effective strength of the potential α_s^{eff} can be defined by

$$V(r, T) = -\frac{\alpha_s^{\text{eff}}(r, T)}{r} \quad \text{for } r > R. \quad (5)$$

Inside the molecular radius, following Brown et al. [17], one can introduce the effective potential as

$$V(r, T) = -\frac{\alpha_s^{\text{eff}}(R, T)}{2R} \left(3 - \frac{r^2}{R^2} \right) \quad \text{for } r < R, \quad (6)$$

which is the same as the Coulomb potential for a uniform charge distribution.

Lattice calculations from the Bielefeld group [13] are the interactions between heavy quarks, so we need to add (model dependent) interactions so as to use them for the light quarks making up our mesons. Brown [19] showed that in a stationary state the E.M. interaction Hamiltonian between fermions is

$$H_{int} = \frac{e^2}{r} (1 - \vec{\alpha}_1 \cdot \vec{\alpha}_2), \quad (7)$$

where $\vec{\alpha}_{1,2}$ are velocity operators. In this paper we restrict our consideration to $T \sim T_c$. It will turn out that the mesons are essentially massless in this region so $\vec{\alpha}_1 \cdot \vec{\alpha}_2 = \pm 1$. Note that $\vec{\alpha}$ is essentially the helicity. Hence we expect for the light quark potential to be

$$V_{\text{light}}^{\text{eff}}(T = T_c) = \begin{cases} 2V_{\text{heavy}}^{\text{eff}} & \text{for } \vec{\alpha}_1 \cdot \vec{\alpha}_2 = -1 \\ 0 & \text{for } \vec{\alpha}_1 \cdot \vec{\alpha}_2 = +1 \end{cases} \quad (8)$$

since helicity is either ± 1 near T_c .

As we shall see from the results of our calculations the factor of 2 introduced by the magnetic interactions is precisely the factor needed to make the (zero) masses of π and σ continuous across T_c , as dictated by chiral symmetry (since the pion mass is protected and the σ is degenerate with the pion at T_c).

Note that the situation above T_c with quarks having thermal masses is unfamiliar to many research workers, but it is completely analogous to that in heavy atoms where the thermal mass is simply a (repulsive) Coulomb potential, which transforms like the 4th component of a 4-vector. Indeed, the magnetic interaction in large Z atoms has been studied by Brenner and Brown [20]. Of course both Coulomb and magnetic interactions are repulsive here. Following their Eq. (23) it is pointed out that the magnetic interaction is 60% of the Coulomb for $Z = 100$. In atomic physics we do not have chiral invariance to constrain our result, nor can we go beyond $Z\alpha = 1$ with Dirac wave functions from pointlike charges, although it can go further with our modification Eq. (4), but the physics is the same since we deal with Coulomb interactions and the results are in the same ballpark. Furthermore, the Brenner and Brown results fit the measured K -absorption edges of heavy atoms.

Using the effective potential enhanced by velocity-velocity interaction, Eq. (8), we have estimated the color-Coulomb binding energies and the size of bound state in Table 1. In these estimates, we introduced the thermal quark mass [17,21] in the range of 1 – 2 GeV. This mass enters in the equation of motion as in Weldon [21] which is different from the massless Dirac equation. The final equation is close to the Klein-Gordon equation within 10% error, so we solved the Klein-Gordon equation instead of the full dispersion relation.

As noted in BLRS [17] we solved the Klein-Gordon equation in the form given by Hund and Pilkuhn [22]

$$\left[(\epsilon - V(r))^2 - \mu^2 - \hat{p}^2 \right] \psi(r) = 0 \quad (9)$$

where \hat{p} is the momentum operator, and the reduced energy and mass $\epsilon = (E^2 - m_1^2 - m_2^2)/2E$, $\mu = m_1 m_2 / E$ with $m_1 = m_2 = m_q$.

Table 1

Binding Energy due to color-Coulomb interaction ΔE_C with velocity-velocity interaction $\vec{\alpha}_1 \cdot \vec{\alpha}_2 = -1$, 4-point interaction energy $\Delta E_4 = G|\psi(0)|^2$, the radius of bound state $\sqrt{\langle r^2 \rangle}$, reduced 4-point interaction energy $\Delta E_{4,R}$, and the mass of bound state $M_{B.S.}$. Energies and masses are in GeV, and the radius is in fm.

T/T_c	ΔE_C	ΔE_4	$\sqrt{\langle r^2 \rangle}$	$\Delta E_{4,R}$	$M_{B.S.}$
$m_q = 1.0 GeV$					
1.07	1.55	10.74	0.12	0.039	0.42
1.13	1.33	5.56	0.16	0.050	0.62
1.18	1.12	3.13	0.21	0.059	0.82
1.40	0.70	1.35	0.29	0.070	1.23
1.64	0.56	1.19	0.31	0.075	1.37
1.95	0.34	0.73	0.37	0.082	1.57
2.61	0.16	0.53	0.47	0.122	1.72
$m_q = 1.4 GeV$					
1.07	2.03	21.30	0.10	0.045	0.72
1.13	1.69	10.52	0.14	0.057	1.05
1.18	1.37	5.66	0.18	0.065	1.36
1.40	0.85	2.35	0.24	0.071	1.88
1.64	0.69	2.11	0.25	0.074	2.04
1.95	0.45	1.26	0.30	0.076	2.28
2.61	0.26	1.04	0.35	0.095	2.45
$m_q = 2.0 GeV$					
1.07	2.68	44.71	0.08	0.051	1.27
1.13	2.14	21.03	0.11	0.064	1.80
1.18	1.68	10.82	0.15	0.073	2.25
1.40	1.02	4.24	0.20	0.075	2.91
1.64	0.85	3.80	0.21	0.075	3.08
1.95	0.57	2.22	0.25	0.073	3.36
2.61	0.38	1.94	0.27	0.081	3.54

In addition to the color-Coulomb interaction, there exist 4-point interactions due to the instanton molecule interaction as indicated by the gluon condensate summarized in Fig. 2 [5]. In Brown et al. [6], we found that the 4-point coupling

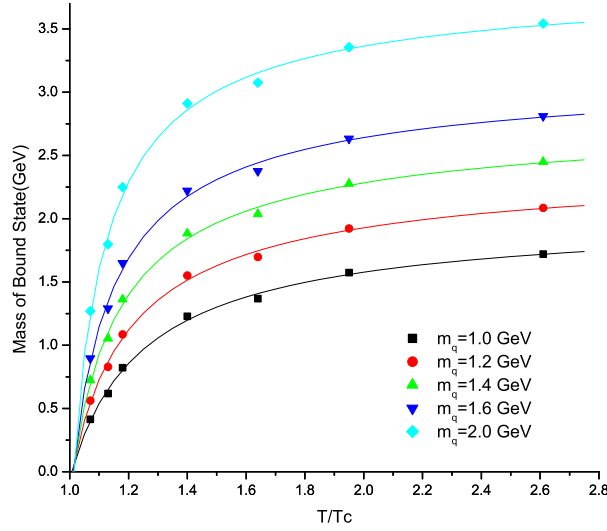


Fig. 4. Mass of bound states. The fitting curves show that the mass of bound states approaches to zero as T goes to T_c .

constant to be $G = 3.83 \text{ GeV}^{-2}$ above T_c . In our previous approach [17], we estimated that the 4-point interaction,

$$\Delta E_4 = G|\psi(0)|^2, \quad (10)$$

is much stronger than the color-Coulomb interaction. These properties are consistent with our current calculation as summarized in Table 1. However, since the size of Coulomb bound state is now much smaller (see Table 1) than the instanton size, the volume effect has to be properly considered.

In this paper, we propose a new approach to the instanton molecule interaction. The instanton molecule at T_c results from the close packing of instanton and antiinstanton in the time direction, each of diameter $2/3 \text{ fm}$, so the length of the instanton molecule is

$$\frac{1}{T_c} = \frac{4}{3} \text{ fm}. \quad (11)$$

Since the instanton radius is $1/3 \text{ fm}$, the effective volume of the instanton molecule is

$$V_{\text{ins}} = \frac{4}{3} \text{ fm} \times \pi \left(\frac{1}{3} \text{ fm} \right)^2 = 0.465 \text{ fm}^3. \quad (12)$$

By considering the finite size of the Coulomb bound state, the 4-point interaction can be reduced as

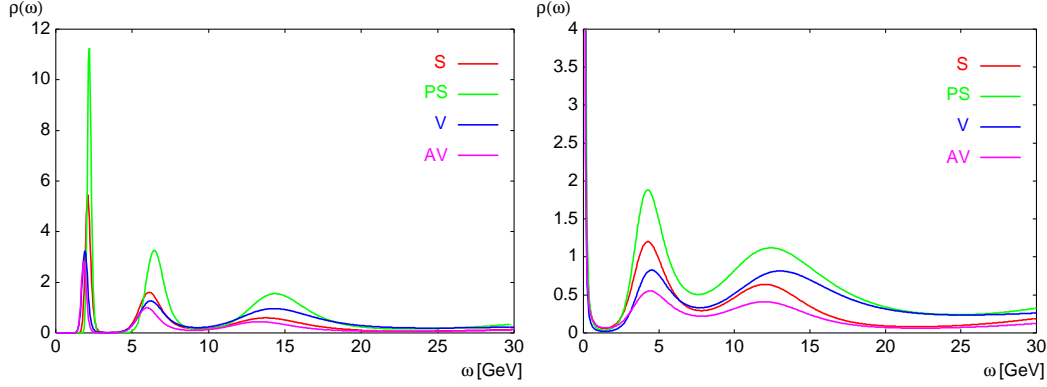


Fig. 5. Spectral functions of Asakawa et al.[24]. Left panel: for $N_\tau = 54$ ($T \simeq 1.4T_c$). Right panel: for $N_\tau = 40$ ($T \simeq 1.9T_c$).

$$\Delta E_{4,R} = \Delta E_4 \frac{\left(\sqrt{\langle r^2 \rangle}\right)^3}{V_{\text{ins}}}. \quad (13)$$

The reduced 4-point interactions are summarized in Table 1. Note that the binding is now dominated by the color Coulomb interaction for smaller temperatures due to the smaller size of the bound state. The final masses of bound states are summarized in Table 1 and Fig. 4 for different thermal quark masses. The figure clearly shows that the mass of bound state approaches zero as T decreases to T_c , independently of the thermal quark masses. The bound states in Table 1 include the effects of the velocity-velocity interaction.

We have used Eq. (8) in calculating Table 1, so our numbers are only meaningful at and slightly above T_c . Higher up we should switch over to the velocity-velocity interaction of Shuryak and Zahed [23]. We know that at a higher temperature $T = T_{\text{zero binding}}$ the velocities will go to zero as the molecules break up. This is the region of the “perfect liquid”[24]. Our Table 1 is still useful for $T = 1.4T_c$ where LGS have found our chirally restored mesons using the maximum entropy method [24].

In Table 2, we summarized the results with only the heavy quark interactions. One can interpolate between $\alpha_1 \cdot \alpha_2 = 1$ and zero, using the Shuryak and Zahed [23] in order to determine the velocities.

4 Lattice Evidence for the $\bar{q}q$ Bound States above T_c

In Fig. 5 we show the spectral functions of Asakawa et al [24]. Similar results were obtained by Petreczky [25]. Only the peak lowest in energy at each temperature should be considered. The higher ones are lattice artefacts. We especially consider the 2 GeV peak at $T = 1.4T_c$. The lattice calculations are

Table 2

Binding Energy due to color-Coulomb interaction ΔE_C with only heavy quark interaction (without velocity-velocity interaction $\vec{\alpha} \cdot \vec{\alpha}_2$). Notations are the same as in Table 1.

T/T_c	ΔE_C	ΔE_4	$\sqrt{\langle r^2 \rangle}$	$\Delta E_{4,R}$	$M_{B.S.}$
$m_q = 1.0 GeV$					
1.07	0.87	1.53	0.27	0.065	1.06
1.13	0.56	0.77	0.34	0.067	1.38
1.18	0.37	0.43	0.42	0.069	1.56
1.40	0.12	0.18	0.62	0.090	1.79
1.64	0.04	0.12	0.87	0.116	1.84
1.95	0.002	0.02	3.27	0.023	1.98
2.61	—	—	—	—	—
$m_q = 1.4 GeV$					
1.07	1.03	2.60	0.23	0.071	1.70
1.13	0.66	1.27	0.29	0.069	2.07
1.18	0.45	0.69	0.36	0.067	2.28
1.40	0.18	0.31	0.49	0.075	2.55
1.64	0.09	0.25	0.58	0.102	2.61
1.95	0.03	0.12	0.90	0.116	2.66
2.61	—	—	—	—	—
$m_q = 2.0 GeV$					
1.07	1.22	4.73	0.20	0.077	2.70
1.13	0.78	2.20	0.25	0.072	3.15
1.18	0.54	1.17	0.30	0.068	3.39
1.40	0.24	0.54	0.39	0.067	3.69
1.64	0.15	0.48	0.42	0.078	3.77
1.95	0.07	0.28	0.54	0.094	3.83
2.61	0.01	0.12	1.17	0.118	3.87

quenched, so T_c here is ~ 270 MeV. Possibly all scales would come down by the factor $(T_{c,unquenched}/T_{c,quenched})$ if full QCD could be carried out.

We should remember that these vibrations were calculated in the heavy quark

approximation.

First of all, we note that there is a complete $SU(4)$ symmetry. In BLRS[17] we found no dependence of masses on isospin and negligible dependence upon spin. Thus the degeneracy of the S, PS, V, and AV degrees of freedom should not be surprising.

As noted in BLR [12], for temperatures not far above T_c , the color singlet interaction mixes the ρ and π excitations strongly, so the linearity that is present in the $T = 1.4T_c$ results would not be expected to be present at lower temperatures, even in the heavy quark approximation in which the effective color singlet coupling is only half that for light quarks in our approximation (and the square of the coupling, which comes into the nonlinearities, only one-fourth).

In this sense, it is useful that the heavy quark interaction is small enough so that the vibrations are roughly linear at $T = 1.4T_c$ when calculated with it.

In any case, we see that the bound state masses increase rapidly as T moves upwards from T_c . However, Shuryak and Zahed [23] show that very large numbers of other excitations, mostly colored, come in in such a way as to furnish the pressure which is lost by the massless excitations at T_c contracting out, to a large extent, as thermodynamic variables as their mass goes up with increase in temperature. We will not deal with the many further excitations above T_c , considered by Shuryak and Zahed [23], but simply note again that the increase in entropy in going up to T_c can be furnished by our 32 massless mesons there.

5 Discussion

In BLRS[17] we based our construction of the π and σ mesons on their chiral properties; i.e., that the zero mass (in the chiral limit) of the pion should go smoothly through T_c . At T_c and above the σ is degenerate with the pion. The symmetry in isospin followed from our Lagrangian in which $\tau = (\vec{\tau}, 1)$ is a 4-vector, so that the ρ and ω were components of the same particle, also the σ and π . There was, however, no symmetry requirement on the mass of the ρ , as T went down to T_c from above. (In the vector manifestation of Harada and Yamawaki [4] m_ρ^* must go to zero at a fixed point as T goes up to T_c from below.)

Spin effects are, however, small. The magnetic moment of the quark or anti-quark is [17]

$$\mu_{q,\bar{q}} = \mp \frac{\sqrt{\alpha_s}}{p_0} \quad (14)$$

where $p_0 \sim 2m_{q,\bar{q}}$ and $m_{q,\bar{q}}$ is the thermal mass. For our chirally restored mesons at T_c , we see that $\alpha_s \sim 2$, which with Eq. (23) of Brown et al. [17], would give $m_\rho \sim m_q/6$.

Although the confluence of curves giving the mass of the bound state in Fig. 4 looks very impressive at first sight, we caution that the data points (points from the LGS) that we have for the lower T/T_c values do not go to distances shorter than ~ 0.25 fm, whereas our rms radius at T_c is only ~ 0.5 of this. However, Kaczmarek et al. (denoted as KKZP below) [13] have shown that at sufficiently short distances, up to $r = 0.5$ fm at $T \simeq T_c$, the heavy quark free energy agrees well with the zero temperature heavy quark potential, which is essentially Coulombic. KKZP emphasize that in this distance range for T_c (and shorter ones for higher temperatures) processes in the QCD plasma phase are still dominated by properties of the QCD vacuum. The KKZP analysis suggests that “it is more appropriate to characterize the non-perturbative properties of the QCD plasma phase close to T_c in terms of remnants of the confinement part of the QCD force rather than a strong Coulombic force.”

It’s hard to separate the pure Coulombic effect from non-perturbative effects in our approach. However, these properties are already included in our results because we parameterized our potential to fit the lattice results. In our parameterization, these non-perturbative effects are absorbed in the effective strength of the potential, Eq. (5). We believe that the stronger couplings for lower temperatures towards T_c indicate the stronger non-perturbative effect near T_c . For small distances, $r \ll \Lambda^{-1} \sim 1$ fm, the strength of the potential $g(r, T)$ is dominated by the radius, close to the zero temperature limit.

We can obtain a semi quantitative picture of why the meson masses are small at T_c in the following way. KKZP show that the short distance color averaged free energy is dominated by the singlet contribution. This interaction is very large at large distances, as shown by the Polyakov loops in quenched QCD (Fig. 4 of KKZP [13]). Thus, overall we believe that we can talk about Coulomb interactions (realizing that the discussion will not be gauge invariant) in order to provide a simple picture.

With the doubling of the effective Coulomb interaction by inclusion of the velocity-velocity term and with the Casimir operator $4/3$, we would obtain a (large distance)

$$\alpha_{\text{eff}}(r) = \frac{g_{\text{eff}}^2}{4\pi} = \frac{16}{3} \quad (15)$$

from the Polyakov loops at T_c , corresponding to

$$g_{\text{eff}} \sim 8. \quad (16)$$

Of course this implies strong coupling. It seems reasonable that this large color singlet coupling is largely responsible for the large m_q ; indeed, rescaling the quenched 1 GeV m_q , which we used at T_c , would give ~ 600 MeV for the unquenched one.

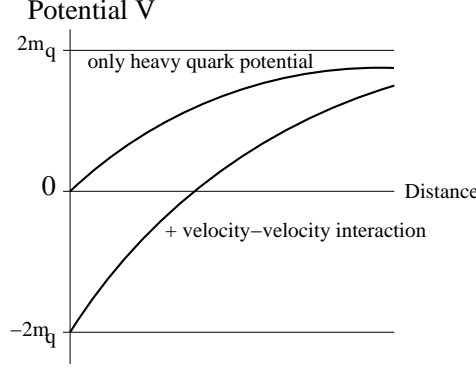


Fig. 6. Schematic model of the color singlet potential and the meson binding.

In order to show why all of the curves in Fig. 4 sweep to zero, independently of m_q , in Fig. 6, we make our picture in terms of Coulomb energies and potentials, two repulsive Coulomb energies $2m_q$ being the meson energies at a large separation; i.e., we move our zero in energy down to $-2m_q$.

The Coulomb is attractive, but in our gauge theory, must go to zero as the separation $r \rightarrow 0$, because of asymptotic freedom.³

Viewing the potentials as like that in the hydrogen atom, we would expect the bound level to come down about halfway in the Coulomb potential; i.e., the zero point energy would be about half of the potential depth.

With the doubling in the potential from the velocity-velocity interaction, the molecular state comes down to $-2m_q$. This argument explains why the states in Fig. 4 all go to zero, independently of m_q . Our calculations support this picture; the potentials are approximately rescaled hydrogenic ones.

We see from our model how asymptotic freedom giving perturbative interactions at short distances, can be reconciled with strong large distance behavior. In fact, KKZP[13] find that for their purpose of defining a running coupling at finite temperature the singlet free energy is most appropriate, as it has at short ($r \cdot \max(T, T_c) \ll 1$) as well as large ($rT \gg 1$, $T \gg T_c$) distances and temperatures a simple asymptotic behavior which is dominated by one gluon exchange; i.e.,

³ As we noted earlier, asymptotic freedom is built into our schematic potentials [17].

$$F_1(r, T) = \begin{cases} -\frac{g^2(r)}{3\pi r}, & r \cdot \max(T, T_c) \ll 1 \\ -\frac{g^2(T)}{3\pi r} e^{-g(T)rT} & \end{cases}. \quad (17)$$

In our case the meson at T_c with rms radius $\sqrt{\langle r^2 \rangle} \leq 0.12$ fm is well inside the ~ 0.5 fm Debye screening length, so only the (upper) perturbative Coulombic expression in F_1 is needed.

Our essential step in going from the heavy-quark color singlet potential to the light-quark description is to add the velocity-velocity interaction. In BLRS[17] the instanton molecule interaction played an even larger part, but with our very much smaller Coulomb bound states here from the lattice parameters, these are essentially negligible. The velocity-velocity potential was derived for the interaction of K-electrons in heavy atoms, holding for stationary states [19]. This interaction was important in reproducing the K-absorption edges of heavy atoms [20], where v/c was not much less than unity. We have shown [12] that low-mass chirally restored mesons just above T_c will explain some of the data from RHIC, which is difficult to understand in the standard scenario, and have made predictions for other experiments. Chiefly, however, our introduction of the velocity-velocity dependent term allows us to separate the 64 degrees of freedom into 32 that have zero energy at T_c , in our model and in the chiral limit, at T_c , with the other 32 lying in mass $\sim 2m_q$, and therefore irrelevant for the thermodynamics. Our approach is the only one giving exactly the correct number (as measured in LGS) of degrees of freedom at T_c .

Our results using the numbers from the Bielefeld LGS essentially confirm the scenario of Brown et al. [26] that chiral restoration is reached by mesons going massless. This followed from Brown/Rho scaling [3]. The discussion of relevant degrees of freedom; i.e., relevant mesons was, however, clarified only much later in BLRS [17]. The 32 degrees of freedom going massless at T_c is precisely the number lattice calculations require in order to fit the entropy increase up to T_c . The pressure is given by these degrees of freedom only for a narrow range of temperatures from T_c up to $\sim 1.2T_c$ where contributions begin from an additional large number of binary bound states, both colorless and colored pairs gq, qq and gg [23].

Although chiral restoration was discussed many years ago in terms of chirally restored mesons, the importance of the color Coulomb interaction was only understood recently, when lattice calculations found charmonium to be bound up to $\sim 2T_c$. This statement does not take into account many earlier published studies by Ismail Zahed, who explained to us the importance of the color Coulomb interaction. We emphasize our indebtedness to his work and to his tutelage.

In BLRS [17] we employed a schematic model for the heavy quark color

Coulomb interaction with α_s chosen to be ~ 0.5 in order to bind charmonium up to $\sim 2T_c$. Our Coulomb bound states were then rather large at T_c , with rms radius $\sim 1/3$ fm, roughly the size of the instanton. Given these large bound states, the instanton molecule interaction played an important role in bringing their energy to zero at T_c .

In the neighborhood of T_c the lattice color Coulomb potential we use here is more than twice as large as the schematic one used in BLRS [17], with the results that the Coulomb bound states are so small that the instanton molecule interactions are negligible at T_c .

Aside from reproducing correctly the number of degrees of freedom in the entropy, energy and pressure at T_c , our scenario should be able to give descriptions in detail of dynamical processes, such as the ρ^0/π^- ratio measured by STAR Collaboration [12]. We also noted in that reference that many dileptons should be emitted from the region just above T_c where the ρ -mesons have low masses. In Brown et al. [12] it was incorrectly stated that the ρ -mesons from the region of temperatures just above T_c would give dileptons of low invariant masses, especially where the cocktail peaks up. In fact, because of the $\sim 2.8T$ thermal energy of the ρ above T_c , the invariant dilepton masses, which contain this thermal energy, should come in the ~ 500 MeV region, significantly increasing these from the lower end of the mixed phase or from the rhosobar, as seen in CERES. However, since the invariant dilepton mass comes almost completely from the thermal energy in the new RHIC component of dilepton, the p_\perp distribution should be different from those from CERES, a much higher proportion of the new RHIC component having high p_\perp .

Our work addresses only the baryon number zero problem, since we use LGS results and we deal only with mesons. We believe that it is relevant for RHIC, in which after the baryons clear out early, the material is chiefly composed of mesons.

Acknowledgments

We are grateful to Felix Zantow for the lattice gauge results from his thesis and to Olaf Kaczmarek and Peter Petreczky. We would like to thank Mannque Rho for many useful discussions. G.E.B. has had many fruitful discussions with Edward Shuryak and indebtedness to Ismail Zahed earlier. We also would like to thank the referees for their criticisms which helped to improve our paper. HJP and CHL were supported by grant No. R01-2005-000-10334-0(2005) from the Basic Research Program of the Korea Science & Engineering Foundation. GEB was supported in part by the US Department of Energy under Grant No. DE-FG02-88ER40388.

A Appendix: Trace Anomalies, etc.

The movement towards zero mass of the 32 mesons as T approaches to T_c may appear somewhat miraculous, but the movement of the masses to zero as T goes up to T_c from below was anticipated by Brown et al. [26] although the strongly interacting form of matter above T_c was not predicted; i.e., it was not known that the thermal quark masses would be so large, and that, therefore, interactions must be very strong to bring the meson masses to zero just above T_c .

Adami et al. [27] on the basis of Deng's lattice calculations [28] found that about half of the glue melted below T_c , and the other half above, as shown in our Fig. 2. Shuryak, in a number of papers, interpreted the glue condensed below T_c as arising chiefly from the random instantons, some of which were melted going up to T_c , the others transforming into instanton molecules which do not break chirality. We generally discuss the glue below T_c as soft glue, that above as epoxy, (hard glue). It can be seen in Fig. 2 that the glue above T_c at the last point on the right is at the same position as the point at T_c ; i.e., there has been no melting from T_c until further above T_c .

Formally, it is more precise to talk about the dynamical breaking of scale invariance by the soft gluon condensate below T_c . This is the glue that is necessary in order to hold the quarks together to make hadrons, and as this glue melts the hadron masses go to zero as in Brown/Rho scaling [3].

The Yang-Mills equation are invariant under transformations of the full conformal group. Here we discuss only scale transformation, the simplest of these. A simple model in terms of scalar fields was considered by Freund and Nambu [29]. A scale transformation $\phi(x) \rightarrow \lambda\phi(\lambda x)$ on a scalar field induces the transformation on the scale invariant part of the Lagrangian

$$L_{inv}(x) \rightarrow \lambda^4 L_{inv}(\lambda x). \quad (\text{A.1})$$

Now the trace anomaly in QCD can be expressed in terms of the divergence of the dilaton current D_μ whose non zero value signals the breaking of scale invariance. Including the effect of quark masses, the trace anomaly is given by

$$\partial^\mu D_\mu = \Theta_\mu^\mu = \sum_q m_q \bar{q}q - \frac{\beta(g)}{g} \text{Tr} G_{\mu\nu} G^{\mu\nu} \quad (\text{A.2})$$

where q and $G_{\mu\nu}$ are the usual quark and gluon fields. The second main assumption, the one with which we are now concerned with, of Brown and Rho [3] is : *"In order to be consistent with the scale property of QCD, effective La-*

grangian must reproduce faithfully the trace anomaly $A(1)$ in terms of effective fields.”

Important for us is the fact that there are two kinds of glue, soft and epoxy, and two kinds of scale breaking, dynamical (or spontaneous) by the soft glue, the glue that holds the quarks together to make hadrons, and the explicit breaking, which takes place already in quenched QCD, giving the gluon condensate the scale parameter λ_{QCD} .

Also important for Brown/Rho scaling is that the spontaneous breaking cannot occur without the explicit breaking [29]. Without the lattice, there is no preference to realize the dynamical breaking in one region rather than another, but once T_c for the unquenched system is established, it is natural that this gives the scale above which the soft glue has disappeared and only epoxy remains.

Consequently, there are two scales, (1) $T_c(\text{unquenched})$: the scale at which the soft glue has been melted; more importantly, the temperature for chiral restoration, (2) $T_c(\text{quenched})$: the scale at which the hard glue has been melted.

Brown/Rho scaling is understood most simply by nuclear physicists brought up in Walecka theory in terms of three-body interactions shown in Fig. 1, with scalar “tadpoles”. However, these are not easily evaluated in lattice gauge calculations, even at finite temperature, because they would require unquenched calculations which are not yet accessible. Furthermore, even when they are carried out, the first ones will probably have quite large bare quark masses. On the other hand the calculation of the gluon condensate below T_c , shown in Fig. 2, depends only weakly on the bare quark mass, only through the $\sum_q m_q \bar{q}q$ term in the trace anomaly of Eq. (A.2), which is small compared with the $\text{Tr} G_{\mu\nu} G^{\mu\nu}$ term. Therefore, it is much simpler to study the way in which meson masses drop with temperature by lattice calculations of the soft glue.

Of course, for the present paper concerned with $T \gtrsim T_c$ the soft glue is absent and that is why the mesons we calculate have no more scalar masses, and why their energies go to zero at T_c to make continuity with the massless π and σ just below T_c (the ρ and A_1 following suit because of the negligible spin- and isospin-dependence).

We have emphasized that our 32 chirally restored mesons give just the number of bosonic degrees of freedom obtained from the measurement of entropy at T_c in lattice calculations. Of course, colored excitations enter not far above T_c , contributing to the entropy which is nearly constant over a substantial increase in temperature. Whereas we refer the reader to Shuryak and Zahed [23] to understand this latter point, we wish here to emphasize the utility of

having a layer of colorless mesons just at T_c and slightly above. First of all, the interactions are very strong as emphasized in BLR [12], and essentially inelastic so that there is no doubt of equilibration, which is necessary in order to define a thermodynamic variable such as temperature. Secondly, how do the mesons know that they can get out of the fireball (be emitted) below T_c , whereas they are confined above ? In our scenario they have to go through the colorless layer of mesons at T_c , having deposited their color above T_c as the temperature decreases with expansion of the fireball. In other words, our layer of colorless mesons at T_c is a “color purifier”.

The way in which the mesons, massless just above T_c , acquire their on-shell mass as they emerge below T_c was only briefly discussed in BLR [12], mostly for the ρ mesons. Hadrons were not considered and the whole issue of how quantitatively the hadrons go back on shell will require further study. Analysis of the copious RHIC data should be useful here.

References

- [1] E.V. Shuryak and G.E. Brown, Nucl. Phys. **A717** (2003) 322.
- [2] D. Trnka et al. (CBELSA/TAPS Collaboration), Phys. Rev. Lett. **94** (2005) 192303.
- [3] G.E. Brown and M. Rho, Phys. Rev. Lett. **66** (1991) 2720.
- [4] M. Harada and K. Yamawaki, Phys. Rep. **381** (2003) 1.
- [5] D. Miller, in preparation.
- [6] G.E. Brown, L. Grandchamp, C.-H. Lee and M. Rho, Phys. Repts., **391** (2004) 353.
- [7] G.E. Brown and M. Rho, Phys. Repts. **396** (2004) 1; Phys. Repts. **398** (2004) 301.
- [8] T. Schäfer and E.V. Shuryak, Rev. Mod. Phys. **70** (1998) 323.
- [9] O. Kaczmarek and F. Zantow, Phys. Rev. **D71** (2005) 114510.
- [10] O. Kaczmarek and F. Zantow, hep-lat/0506019.
- [11] P. Petreczky, F. Karsch, E. Laermann, S. Stickan and I. Wetzorke, Nucl. Phys. Proc. Suppl. **106** (2002) 513; hep-lat/0110111.
- [12] G.E. Brown, C.-H. Lee, and M. Rho, Nucl. Phys. **A747** (2005) 530.
- [13] O. Kaczmarek, F. Karsch, P. Petreczky, and F. Zantow, Phys. Rev. **D70** (2004) 074505;

- [14] O. Kaczmarek, F. Karsch, P. Petreczky, and F. Zantow, Phys. Lett. **B543** (2002) 41.
- [15] O. Kaczmarek, S. Ejiri, F. Karsch, E. Laermann, and F. Zantow, Prog. Theor. Phys. Suppl. **153** (2004) 287; hep-lat/0312015.
- [16] F. Zantow, private communication.
- [17] G.E. Brown, C.-H. Lee, M. Rho and E.V. Shuryak, Nucl. Phys. **A740** (2004) 171.
- [18] O. Kaczmarek, F. Karsch, P. Petreczky, and F. Zantow, Nucl. Phys. Proc. Suppl. **129** (2004) 560; hep-lat/0309121.
- [19] G.E. Brown, Phil. Mag. **43** (1952) 467.
- [20] S. Brenner and G.E. Brown, Proc. Roy. Soc. **A218** (1953) 422.
- [21] H.A. Weldon, Phys. Rev. **D26** (1982) 2789.
- [22] V.Hund, H.Pilkuhn, J. Phys. **B33** (2000) 1617.
- [23] E. Shuryak and I. Zahed, Phys. Rev. **D70** (2004) 054507.
- [24] M. Asakawa, T. Hatsuda and Y. Nakahara, Nucl. Phys. **A715** (2003) 863c.
- [25] P. Petreczky, J. Phys. **G30** (2004) S431-S440.
- [26] G.E. Brown, A.D. Jackson, H.A. Bethe, and P.M. Pizzochero, Nucl. Phys. **A560** (1993) 1035.
- [27] C. Adami, T. Hatsuda, and I. Zahed, Phys. Rev. **D43** (1991) 921.
- [28] Y. Deng, Nucl. Phys. B (Proc. Suppl.) **9** (1989) 334.
- [29] P.G.O. Freund and Y. Nambu, Phys. Rev. **174** (1968) 1741. (This paper is reviewed by B. Zumino in Lectures on Elementary Particles and Quantum Field Theory, ed. by S. Deser et al. (M.I.T. Press 1970).)