

# Study of $\eta' \rightarrow \eta\pi^+\pi^-$ Dalitz plot.

V.Dorofeev <sup>a</sup>, R.Dzheliadin <sup>a</sup>, A.Ekimov <sup>a</sup>, A.Fenyuk <sup>a</sup>,  
Yu.Gavrilov <sup>a</sup>, Yu.Gouz <sup>a</sup>, A.Ivashin <sup>a</sup>, V.Kabachenko <sup>a</sup>,  
I.Kachaev <sup>a</sup>, A.Karyukhin <sup>a</sup>, Yu.Khokhlov <sup>a</sup>, A.Konoplyannikov <sup>a</sup>,  
V.Konstantinov <sup>a</sup>, M.Makouski <sup>a,b</sup>, V.Matveev <sup>a</sup>, V.Nikolaenko <sup>a</sup>,  
A.Ostankov <sup>a</sup>, B.Polyakov <sup>a</sup>, D.Ryabchikov <sup>a</sup>, S.Shushkevich <sup>a,b</sup>,  
A.A.Solodkov <sup>a</sup>, A.V.Solodkov <sup>a</sup>, O.Solovianov <sup>a</sup>, E.Starchenko <sup>a</sup>,  
A.Zaitsev <sup>a</sup>, A.Zenin <sup>a</sup>

<sup>a</sup>*IHEP, 142281, Protvino, Moscow region, Russia*

<sup>b</sup>*Moscow Institute of Physics and Technology, 141700 Dolgoprudny, Moscow region, Russia*

---

## Abstract

Dalitz plot of the  $\eta' \rightarrow \eta\pi^+\pi^-$  decay is studied using the data collected with the VES spectrometer in two different exclusive reactions. The coefficients for the matrix element squared decomposition are measured on the largest statistics of  $\eta'$  decays reported so far.

*Key words:*

*PACS:* 14.40.Cs, 14.40.Cs, 13.25.Jx, 12.39.Fe

---

## 1 Introduction.

In spite of the long history, the  $\eta' \rightarrow \eta\pi\pi$  decay is still not well studied and comprehended. The interest in the given decay is stimulated primarily by the nature of  $\eta'$ -meson itself — the large gluon component of  $\eta'$ -meson should have strong influence on the dynamics of its dominant decay  $\eta' \rightarrow \eta\pi\pi$  [1].

Theoretical treatment of the  $\eta'$  decays is based as a rule on the effective chiral Lagrangians (ChPT). Early calculations of the  $\eta' \rightarrow \eta\pi^+\pi^-$  decay matrix element (within the lowest order of the expansion) resulted in the width estimation which was few times less than the experimental value (see ref. [2]). The analogous calculations in paper [3] for the Dalitz-plot parameters have

overestimated the slope significantly. Phenomenologically the mass of the  $\eta'$  is comparable with the theory scale and this can degrade the accuracy of the momentum expansion.

The rescattering in the final state could lead to significant contribution of the meson resonances, in particular of the scalar octet, up to their dominance ("saturation") in the coupling constants (see [4] and references therein). The high mass of the  $\eta'$  makes its decays sensitive to the parameters of the intermediate resonances in the relevant approaches.

The Dalitz plot for decay  $\eta' \rightarrow \eta\pi^+\pi^-$  is usually expressed in variables

$$X = \frac{\sqrt{3}}{Q}(T_{\pi^+} - T_{\pi^-}); \quad Y = \frac{m_\eta + 2m_\pi}{m_\pi} \frac{T_\eta}{Q} - 1; \quad (1)$$

here  $T_\eta, T_\pi$  denote the kinetic energies of mesons in the  $\eta'$  rest frame, and  $Q = T_\eta + T_{\pi^+} + T_{\pi^-}$ <sup>1</sup>. There are two different parametrizations of event density on Dalitz plot in literature: the PDG [5] parametrization (which is also called linear parametrization)

$$|M|^2 = |1 + \alpha Y|^2 + cX + dX^2; \quad (2)$$

and more general decomposition

$$|M|^2 = 1 + aY + bY^2 + cX + dX^2; \quad (3)$$

where  $\alpha$  is a complex parameter and  $a, b, c, d$  are real parameters. Parameter  $c = 0$  if the Charge Parity conservation holds. Parametrizations (2) and (3) are equivalent if  $b > \frac{a^2}{4}$ . A measurement of parameter  $\alpha$  at the statistics of  $\sim 1400$  events is reported in publication [6], here the  $Im(\alpha)$  is neglected, and  $Re(\alpha) = -0.08 \pm 0.03$ . Other measurement is performed by CLEO collaboration [7] at the statistics of  $\sim 6700$  events and significant background, it yields  $Re(\alpha) = -0.021 \pm 0.025$ .

Matrix element of the  $\eta' \rightarrow \eta\pi^0\pi^0$  decay has been studied in [8] at the statistics of 5400 decays, the value  $Re(\alpha) = -0.058 \pm 0.013$  has been obtained.

Decay channel  $\eta' \rightarrow \eta\pi^+\pi^-$  has been used already in search for C-parity violation [9]. No statistically significant asymmetry between  $\pi^+$  and  $\pi^-$  has been observed, the measured asymmetry is  $-0.04 \pm 0.08$ .

---

<sup>1</sup> The reconstructed  $\eta'$  mass and the kinetic energies used, the systematics from experimental smearing should be corrected by Monte Carlo methods.

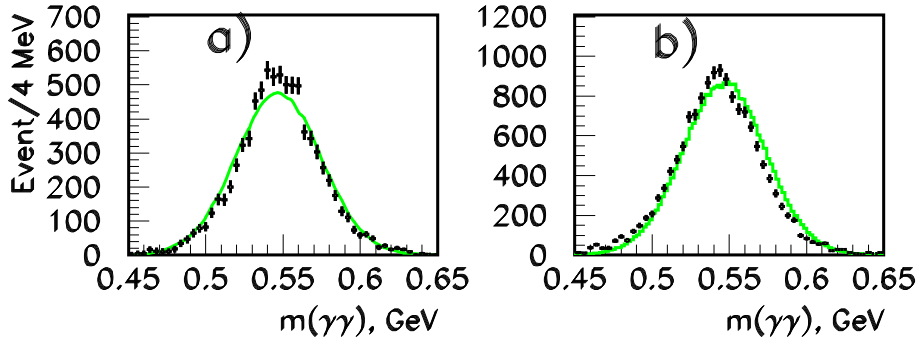


Fig. 1. Reconstructed  $\eta$ -mass distributions (Real data, histograms and Monte Carlo, smooth curves) a) in Diffractive-like reaction; b) in charge-exchange reaction. Events from the  $\eta'$  peak are selected. Background under  $\eta'$  is subtracted.

Measured form-factors of the Dalitz plot have been used in a study of hypothetical  $q\tilde{q}$  and  $qq\tilde{q}$  nonets of scalar mesons in bag model framework [10]. Later on the  $\eta'$  decay width and form-factors have been considered in the chiral Lagrangian approach [11,12,13,14,15]. Measured values of parameter  $\alpha$  in  $\eta' \rightarrow \eta\pi^0\pi^0$  and  $\eta' \rightarrow \eta\pi^+\pi^-$  decays are used in a study of possible nonet of scalar mesons in article [12]. Values of parameters  $a, b, d$  in the parametrization (3) are discussed in ChPT, taking into account the final state interactions in paper [13]. This approach is developed in recent reports [14,15].

The present work extends our previous study [16].

## 2 Experimental procedure.

This study is based on the statistics acquired by VES experiment for interactions of  $\pi^-$  beam at the momentum of 27  $GeV/c$  on  $Be$  target, in reactions  $\pi^- p \rightarrow \eta' n$  (charge-exchange,  $\sim 14.6 \cdot 10^3$  decays above background accepted for the analysis) and  $\pi^- N \rightarrow \eta' \pi^- N$  (diffractive-like production,  $\sim 7 \cdot 10^3$  decays). The  $\eta$  mesons off  $\eta'$  decays were detected in  $\eta \rightarrow \gamma\gamma$  mode <sup>2</sup>. The background level within the mass band of  $\pm 21$  MeV near the  $\eta'$  mass was estimated as  $\sim 5\%$  for the charge-exchange channel and  $\sim 15\%$  for the diffractive-like channel. Standard background subtraction procedure was applied for both reactions. A central mass band of  $\eta\pi\pi$  system near  $\eta'$  mass was

<sup>2</sup> Decay mode  $\eta \rightarrow \pi^+\pi^-\pi^0$  is not well suitable for this study because of confusion between charged particles originating off  $\eta'$  and  $\eta$  decays.

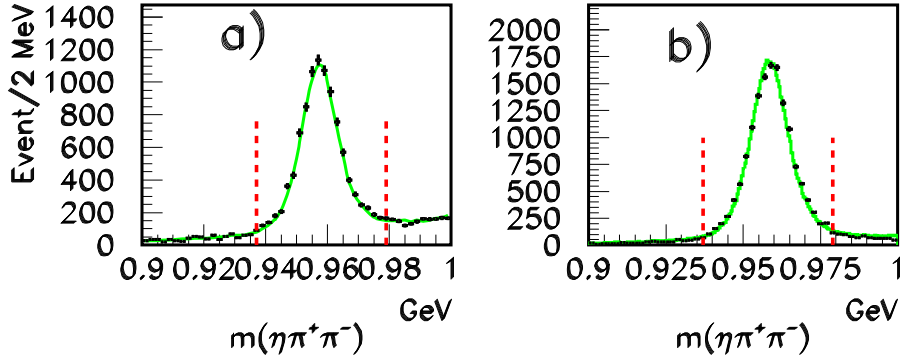


Fig. 2. Mass spectrum of  $\eta\pi^+\pi^-$  sample produced in a) diffractive-like reaction; b) charge-exchange reaction. Points with errors and smooth curves represent the Real data and MC respectively. Vertical lines indicate the "signal mass band" for both samples.

taken and also two side bands. The contribution of events from the side bands into distributions were subtracted from the contribution of the central band<sup>3</sup>.

The setup description and selection procedure for diffractive-like channel is described in [16]. The following selection procedure was applied for the charge-exchange sample. Events with two charged tracks of opposite charge and two showers in electromagnetic calorimeter were selected, the total event energy was requested at the range from 25 to 30  $GeV$ . Events with identified  $e^-/e^+$  were excluded. Both electromagnetic showers should have energy greater than 400  $MeV$ , should not be associated with charged tracks. Distributions of effective mass  $m(\gamma\gamma)$  are shown in Fig.1. The effective mass of the  $\gamma\gamma$  pair should be between 455 and 620  $MeV$ . For successful candidates, the reconstructed momenta of two  $\gamma$  were subjected to kinematical 1-C fit to the  $\eta$  mass, and the fitted parameters of  $\eta$ -meson were used in further analysis. Finally, events with  $0.9 < m(\eta\pi^+\pi^-) < 1.0 GeV$  were selected. Effective mass distribution of  $(\eta\pi^+\pi^-)$  system is shown in Fig.2, together with corresponding Monte-Carlo distribution. The fitted gaussian width of the  $\eta'$  peak is  $\sim 7.4 MeV$ .

Available statistics of  $\eta'$  decays in this experiment is sufficient for precise determination of the Dalitz plot parameters (variations from the uniform distribution are expected at the level of 10%). This objective requires a careful Monte-Carlo (MC) simulation. The MC chain included the event generation,

<sup>3</sup> Mass bands of different width were tested, from 13  $MeV$  to 21  $MeV$  for side bands and the double size for the central band, respectively. The central bands of  $\pm 21 MeV$  width for both reactions are indicated by lines in Fig.2

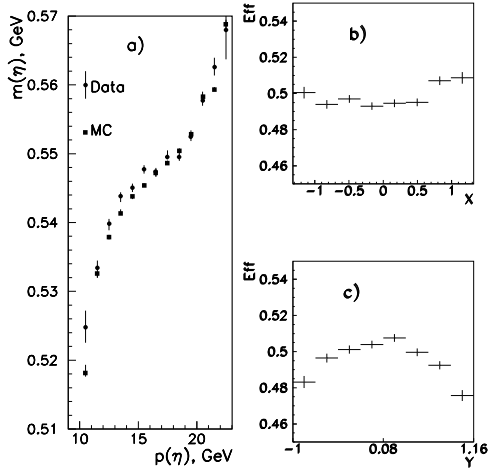


Fig. 3. Distributions for the charge-exchange sample: a) correlation between measured mass of  $\eta$  meson (before fit) and its momentum in the laboratory frame for Real Data and Monte Carlo; b)  $\eta'$  detection efficiency as a function of X; c) the efficiency as a function of Y variable.

Table 1

Dalitz Plot parameters for parametrization (3) (Diffractive-like and charge-exchange data separately)

Coeff.	Diffractive-like	Charge-exchange
$a$ (at $Y$ )	$-0.093 \pm 0.028 \pm 0.014(syst)$	$-0.141 \pm 0.019 \pm 0.010(syst)$
$b$ (at $Y^2$ )	$-0.129 \pm 0.050 \pm 0.025(syst)$	$-0.096 \pm 0.033 \pm 0.016(syst)$
$c$ (at $X$ )	$-0.015 \pm 0.019 \pm 0.018(syst)$	$+0.028 \pm 0.013 \pm 0.020(syst)$
$d$ (at $X^2$ )	$-0.128 \pm 0.030 \pm 0.021(syst)$	$-0.062 \pm 0.021 \pm 0.009(syst)$
$\chi^2/ND$	69.5 / 55	52.1 / 55

Table 2

Dalitz Plot parameters for parametrization (3) (combined fit) and theoretical values.

Coeff.	Combined fit	Theory [13]	Theory [14]	Theory [15]
$a$ (at $Y$ )	$-0.127 \pm 0.016 \pm 0.008(syst)$	-0.093	$-0.116 \pm 0.024$	$-0.132 \pm 0.019$
$b$ (at $Y^2$ )	$-0.106 \pm 0.028 \pm 0.014(syst)$	-0.059	$0.000 \pm 0.019$	$-0.108 \pm 0.033$
$c$ (at $X$ )	$+0.015 \pm 0.011 \pm 0.014(syst)$			
$d$ (at $X^2$ )	$-0.082 \pm 0.017 \pm 0.008(syst)$	-0.003	$0.016 \pm 0.035$	$-0.046 \pm 0.022$
$\chi^2/ND$	129.3/114			

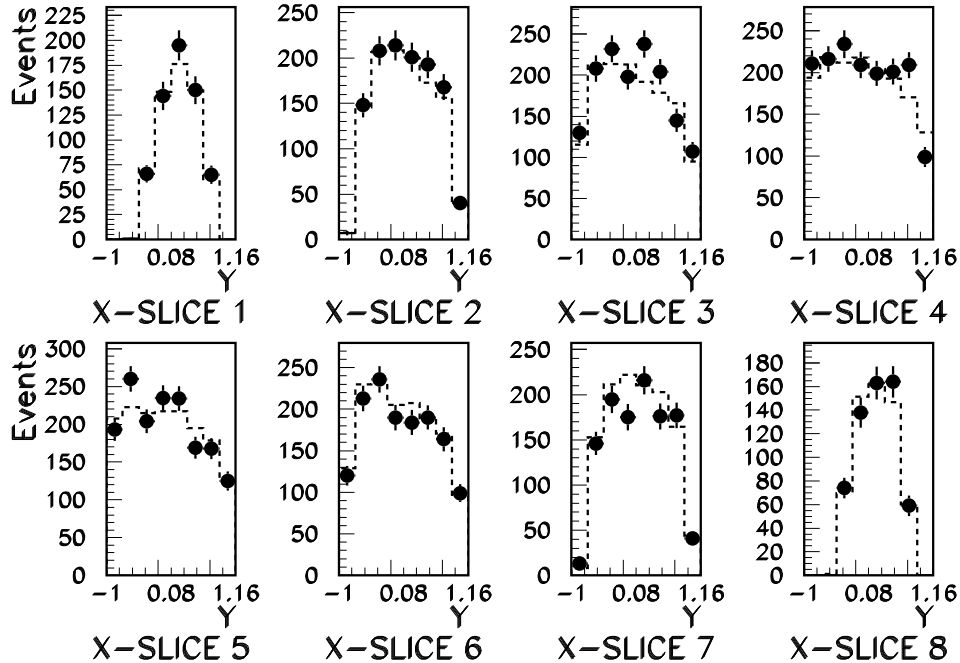


Fig. 4. Comparison of Real Data and Monte-Carlo weighted with fitted coefficients as a function of  $Y$ , in different  $X$ -intervals for charge-exchange reaction.

the detector simulation based on GEANT3 package, the trigger simulation and the reconstruction of charged tracks. A special fast Monte-Carlo procedure was developed for gammas. Event generation for the charge-exchange reaction included the isotropic decay of the  $\eta'$  on a background, which rises linearly with  $m(\eta\pi\pi)$ , and isotropic decay  $\eta \rightarrow \gamma\gamma$ . For the diffractive-like reaction, the distribution on mass  $M_{\eta'\pi^-}$  and the polar and azimuthal angles of  $\eta'$  in each bin on the  $M_{\eta'\pi^-}$  were generated according to the results of Partial Wave Analysis of  $\eta'\pi^-$  system [17]. Reconstructed MC sample was passed through the same selection procedure as the real data sample. MC statistic contains 450000 accepted events after cuts for charge-exchange channel and 1000000 events for diffractive-like channel. The quality of the MC simulation is demonstrated in Fig.2, where the simulated mass spectra are superimposed on the Real Data. Another comparison is presented in Fig.3a, where the correlation of measured  $\eta$  mass with its laboratory momentum is shown for Real Data and MC. Good description of this correlation in Monte-Carlo provides low level of systematic errors associated with  $m(\gamma\gamma)$  cut. Variations of the  $\eta'$  detection efficiency over Dalitz plot are small, as one can judge from Fig.3b and 3c.

The fitting procedure was arranged in the following way. The Dalitz plot was subdivided to 8  $X$ -bins and 8  $Y$ -bins, i.e. 64 cells in total. The mostly populated cell contains  $\sim 250$  events for the charge-exchange sample. Dalitz

plot parameters were obtained at the result of minimization of the functional:

$$\chi^2(N_1, N_2, a, b, c, d) = \sum_{r=1,2} \sum_i^{n_{bin}} \frac{(D_{ri} - N_r M_{ri})^2}{\sigma_{ri}^2} \quad (4)$$

Here the index  $r$  enumerates two reactions considered, the index  $i$  enumerates cells in Dalitz plot <sup>4</sup>,  $N_1$  and  $N_2$  are normalization factors,  $a, b, c, d$  are the Dalitz plot parameters. The  $M_{ri}$  and  $D_{ri}$  stand for the number of (weighted) entries in the  $i$ -th bin of the two-dimensional histograms in the Dalitz variables for Monte-Carlo and for the background-subtracted data respectively. Statistical error  $\sigma$  includes background subtraction and MC statistical errors. The MC histogram is obtained as follows:

$$M_{ri} = \sum_{j=1}^{N_{ev}^r} (1 + aY_{rj} + bY_{rj}^2 + cX_{rj} + dX_{rj}^2), \quad (5)$$

where  $j$  enumerates the generated events and  $X_{rj}$  and  $Y_{rj}$  are the reconstructed values in the event  $j$ .

Table 1 represents the obtained sets of parameters for both production reactions separately <sup>5</sup>. The quality of Monte Carlo description of Real Data is demonstrated in Fig.4. Our estimation of systematic errors includes variation of parameters with the width of mass windows and background tuning in MC. Instability of the fitted parameters with respect to the variation of charge tracks detection efficiency in the vicinity of non-interacting beam tracks in the detector is small and it is also included into systematic errors.

Table 2 contains the estimation of the Dalitz plot parameters from combined fit taking charge-exchange and diffractive-like channels together. The  $\chi^2$  for combined fit is satisfactory, and one can conclude that

- parameter  $b$  in parametrization (3) is negative at 3.8 stand. deviation level, therefore the parametrization (2) is not acceptable;
- parameter  $d$  is negative;
- parameter  $c$  is consistent with zero with error of order of 1%.

Theoretical predictions from different publications [13,14,15] for parameters  $a, b, d$  are also given in Table 2 for comparison.

<sup>4</sup> Four empty cells outside the Dalitz plot boundaries are excluded.

<sup>5</sup> Values given for the diffractive-like channel supersede the results of previous publication [16]. The difference is caused by more developed Monte-Carlo model in this study.

Combined fit with "linear parametrization" (2) yields unsatisfactory  $\chi^2/ND = 170.5 / 114$  ratio and cannot be accepted.

Attempting to clarify the origin of observed Y- and X-curvatures on the Dalitz plot, we adopted the procedure described in article [12] which contains a general Chiral Lagrangian for interactions of pseudoscalar mesons and a hypothetical nonet of light scalar mesons. However, the Y-dependence of the event density in this model is close to linear and cannot reproduce the observed quadratic term at Y parameter.

### 3 Conclusions

The Dalitz plot parameters for decay  $\eta' \rightarrow \eta\pi^+\pi^-$  in two production reactions are measured. We conclude that

- results obtained for  $\eta'$ -mesons produced in charge-exchange and in diffractive-like reactions are consistent;
- the "linear" parametrization (2) gives unacceptable  $\chi^2/ND$  which is connected with significantly negative value of the parameter  $b$  at  $Y^2$  term in more general parametrization (3);
- the value of the Charge Parity nonconservation parameter  $c$  is consistent with zero;
- observed quadratic term at  $Y$ -variable is not reproduced in Effective Chiral Lagrangian model supplemented by nonet of scalar mesons [12], however it can be adopted in Chiral Unitarized model with interactions in final state [13,15]. The dynamical nature of this term needs clarification.

### Acknowledgements

This work is supported in part by the Russian Foundation of Basic Research grants RFBR 05-02-08082 and RFBR 05-02-17664 and by Presidential grant NSh 5911.2006.2.

### References

- [1] V.A. Novikov et al., Nucl. Phys. B165 (1980) 55;  
K.A. Milton et al., Phys. Rev. D22 (1980) 1124;  
P. Di Vecchia et al., Nucl. Phys. B181 (1981) 318



- [2] Riazuddin and S.Oneda, Phys.Rev.Lett. 27, (1971) 548;  
Phys.Rev.Lett. 27, (1971) 1250
- [3] J.Cronin Phys.Rev. 161 (1967) 1483
- [4] G.Ecker, J.Gasser, A.Pich, E.de Rafael, Nucl.Phys. B321 (1989) 311
- [5] S.Eidelman et al., Phys.Lett. B592 (2004) 520
- [6] G.R.Kalbfleisch, Phys.Rev. D10 (1974) 916
- [7] R.A.Briere et al, CLEO collaboration, Phys.Rev.Lett. 84 (2000) 26
- [8] D.Alde et al, GAMS collaboration, Phys.Lett. B177 (1986) 115
- [9] A.Rittenberg, G.R.Kalbfleisch, Phys. Rev. Lett. 15 (1965) 556
- [10] G.W.Intemann, G.K.Greenhut, Phys.Rev. D22 (1980) 1669
- [11] N.G. Deshpande, Tran N. Truong, Phys.Rev.Lett. 41 (1978) 1579
- [12] A.H.Fariborz, J.Schechter, Phys.Rev. D60 (1999) 034002
- [13] N.Beisert, B.Borasoy,Nucl.Phys. A716 (2003) 186
- [14] B.Borasoy, R.Nissler, hep-ph/0511290, "Decays of  $\eta$  and  $\eta'$  within a Chiral Unitarity approach", Presented at Eta05 Workshop on Production and Decay of  $\eta$  and  $\eta'$  Mesons, Cracow, Poland, 15-18 Sep 2005
- [15] B.Borasoy, R.Nissler, "Hadroni  $\eta$  and  $\eta'$  decays", hep-ph/0510384
- [16] D.Amelin et al., Phys.At.Nucl. 68 (2005) 372
- [17] V.Dorofeev et al., Proceedings of IX International Conference on Hadron Spectroscopy, Protvino 2001, AIP Conf.Proc. 619(2002)143