

CONSTRAINT ON $\Delta G(X)$ AT LARGE X

M. HIRAI, S. KUMANO*, AND N. SAITO[†]
(ASYMMETRY ANALYSIS COLLABORATION)

*Department of Physics, Tokyo Institute of Technology
2-12-1, Ookayama, Meguro-ku, Tokyo, 152-8550, Japan
E-mail: mhirai@th.phsy.titech.ac.jp*

** Institute of Particle and Nuclear Studies
High Energy Accelerator Research Organization (KEK)
1-1, Ooho, Tsukuba, Ibaraki, 305-0801, Japan
and Department of Particle and Nuclear Studies
The Graduate University for Advanced Studies
1-1, Ooho, Tsukuba, Ibaraki, 305-0801, Japan
E-mail: shunzo.kumano@kek.jp*

*† Department of Physics, Kyoto University, Kyoto, 606-8502, Japan
E-mail: saito@nh.scphys.kyoto-u.ac.jp*

We investigate the polarized gluon distribution $\Delta g(x)$ by a global analysis of current DIS data and the π^0 data from RHIC-Spin experiments. The π^0 data provide a strong constraint on $\Delta g(x)$, so that its uncertainty is reduced. Furthermore, new DIS data of COMPASS and HERMES play an important role in determining $\Delta g(x)$ at large x .

1. Introduction

We have investigated the polarized parton distribution functions (polarized PDFs) by a global analysis with deep inelastic scattering (DIS) data.^{1,2} The polarized valence-up and -down distributions, $\Delta u_v(x)$ and $\Delta d_v(x)$, are determined well; however, the antiquark and gluon distributions, $\Delta \bar{q}(x)$ and $\Delta g(x)$, have rather large uncertainties. It is therefore expected that $\Delta g(x)$ can be extracted from collider data in which gluon contributions dominate. Fortunately, double spin asymmetry for the π^0 production is measured by the PHENIX collaboration at RHIC.³ Because we are interested in a possible constraint on $\Delta g(x)$ from the asymmetry data, an attempt is made to determine $\Delta g(x)$ by an analysis including the new data.

2. Global analyses of the polarized PDFs and Results

In this analysis, we chose the following functional form as a polarized PDF at the initial Q^2 ($\equiv Q_0^2$):

$$\Delta f(x, Q_0^2) = [\delta x^\nu - \kappa(x^\nu - x^\mu)]f(x, Q_0^2), \quad (1)$$

where δ , κ , ν , and μ are free parameters, and $f(x)$ is the unpolarized PDF. The positivity condition $|\Delta f(x, Q_0^2)| \leq f(x, Q_0^2)$ is imposed as a constraint especially on the large- x behavior of the polarized PDFs. Moreover, the antiquark distributions are assumed to be flavor $SU(3)$ symmetric due to the lack of accuracy in present experimental data for flavor separation of these distributions. We prepare four type distributions: $\Delta u_v(x)$, $\Delta d_v(x)$, $\Delta \bar{q}(x)$ and $\Delta g(x)$. Q^2 dependence of the PDFs is taken into account by solving the DGLAP equations numerically. The polarized PDFs, strictly speaking the free parameters in Eq.(1), are determined by a χ^2 analysis in the next-to-leading order (NLO). Uncertainties of these distributions are estimated by the Hessian method. More details are found in Ref. 2 on the analysis method and the uncertainty estimation.

We performed two analyses. The one is by using only the DIS data, which include recent ones from COMPASS, HERMES, and JLab experiments.^{4,5,6} The other is by using the π^0 asymmetry data of RUN05 at RHIC³ in addition to the DIS data. The total number of the experimental data is 421, in which 413 and 8 are for the DIS and π^0 data, respectively. The value of total $\chi^2(/d.o.f.)$ is 358 (0.89) for the analysis with only the DIS data, and it is 370 (0.90) for the one with the π^0 and DIS data.

From these analyses, we obtain the first moments of $\Delta g(x)$:

$$\Delta G(DIS + \pi^0) = 0.31 \pm 0.32,$$

$$\Delta G(DIS) = 0.47 \pm 1.08.$$

The uncertainty is significantly reduced if the π^0 data are used although the center value is slightly varied. Next, both polarized gluon distributions are compared in Fig. 1. The $\Delta g(x)$ changes in the region $0.03 < x < 0.5$, and its uncertainty is much reduced because of the π^0 data. It indicates that the extraction of $\Delta g(x)$ from the DIS data is difficult because the gluon contribution to $g_1(x)$ is rather small. It contributes indirectly through the Q^2 evolution and a higher-order correction. However, the π^0 production data are useful to improve the precision of $\Delta g(x)$ determination.

In the analysis with the π^0 asymmetry data, there is, however, a problem of $\Delta g(x)$ sign. The polarized cross section is roughly proportional to square of $\Delta g(x)$ because the gg scattering process dominates in the low- p_T

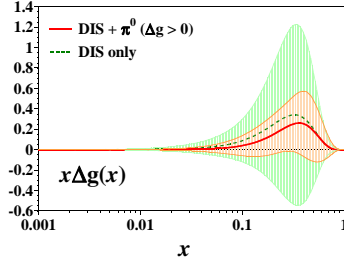


Figure 1. Comparison of the polarized gluon distributions and their uncertainties. The solid and dashed curves show $x\Delta g(x)$ from the DIS and π^0 asymmetry data and from only the DIS data, respectively. The shaded areas are their uncertainties.

region. Therefore, two types of solutions are allowed: positive and negative $\Delta g(x)$. In practice, we perform an analysis of a negative $\Delta g(x)$ input as an initial condition. The value of the minimum χ^2 for the π^0 data becomes 11.05 which is almost the same as the one of the the positive $\Delta g(x)$ input. Therefore, the sign cannot be determined by the χ^2 values.

In addition, we found an interesting fact that $\Delta g(x)$ becomes positive at large x in both cases. It is caused by the DIS data of the HERMES and COMPASS experiments. Figure 2 shows comparison of the AAC fitting results with the asymmetry data of deuteron target. Solid curves are full NLO calculation, and dotted curves are obtained by eliminating the NLO gluon term from $g_1^d(x)$. The differences between these curves indicate the gluon contribution as a higher-order correction. For the COMPASS kinematics, the differences are small because the Q^2 values are larger than those of the HERMES and the NLO correction is smaller. However, the Q^2 values for the HERMES data are a few GeV^2 , so that the NLO contribution is rather large. The differences are significant in the region $0.02 < x < 0.1$ where deviations between fit results and data exist. In order to explain the

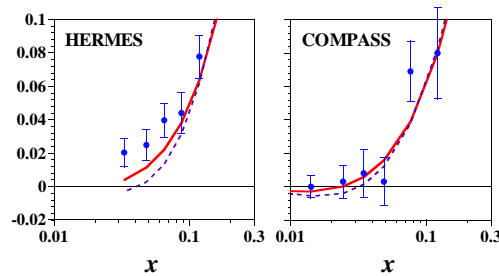


Figure 2. Comparisons of the AAC fit with the asymmetry data $A_1^d(x, Q^2)$ of the HERMES and COMPASS.²

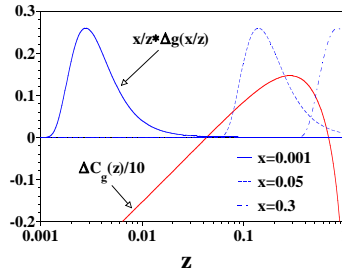


Figure 3. z dependence of the polarized gluon coefficient function $\Delta C_g(z)$ and gluon distribution $\Delta g(x/z)$ in the convolution integral for $g_1(x)$.²

data, the NLO gluon term should be positive.

For obtaining a positive gluon term in such an x region, $\Delta g(x)$ must be positive at large x . The gluon term is given by the convolution integral with the coefficient function $\Delta C_g(z)$: $\int_{x_{min}}^1 dz/z \Delta C_g(z) \Delta g(x/z)$. The behavior of these functions is shown in Fig. 3. The coefficient function is positive in the region $0.02 < z < 0.7$. To obtain the positive gluon term at $x = 0.05$ where the deviation from the HERES data exists, the gluon distribution must be positive in the same z region as shown by the dotted curve. The distribution $\Delta g(0.05/z)$ in the region $0.05 < z < 0.1$ corresponds to $\Delta g(x)$ in the region $0.5 < x < 1$. Therefore, the gluon distribution should be positive at large x for fitting to the experimental data.

3. Summary

For determination of $\Delta g(x)$, we performed the global analyses with present DIS and π^0 production data. Although the uncertainty of the first moment is significantly reduced by adding the π^0 data, the sign problem of $\Delta g(x)$ appears. However, the DIS data of COMPASS and HERMES experiments provide a constraint on the large- x behavior of $\Delta g(x)$ through the NLO gluon correction term in $g_1(x)$.

References

1. Asymmetry Analysis Collaboration (AAC), Y. Goto, *et al.*, *Phys. Rev.* **D62**, 034017 (2000); M. Hirai, *et al.*, *Phys. Rev.* **D69**, 054021 (2004).
2. M. Hirai, S. Kumano, and N. Saito (AAC), hep-ph/0603213.
3. PHENIX collaboration, K. Boyle, talk at the XVIIth Particles and Nuclei International Conference (PANIC05), <http://www.panic05.lanl.gov/>.
4. COMPASS collaboration, E. S. Ageev *et al.*, *Phys. Lett.* **B612**, 154 (2005).
5. HERMES collaboration, A. Airapetian *et al.*, *Phys. Rev.* **D71**, 012003 (2005).
6. Jefferson Lab Hall A collaboration, X. Zheng *et al.*, *Phys. Rev. Lett.* **92**, 012004 (2004)