

CP Asymmetry for Inclusive Decay $B \rightarrow X_d + \gamma$ in the Minimal Supersymmetric Standard Model

H. H. Asatryan, H. M. Asatrian

Yerevan Physics Institute, 2 Alikhanyan Br., 375036, Yerevan, Armenia

ABSTRACT

We study the inclusive rare decay $B \rightarrow X_d + \gamma$ in the supergravity inspired Minimal Supersymmetric Standard Model and compute the CP-asymmetry in the decay rates. We show that there exist two phenomenologically acceptable sets of SUSY parameters: for one set the CP-asymmetry has the same (positive) sign as in the Standard Model and lies in the range (5 – 45)% while for the other set it is negative with values within $-(2 – 21)\%$.

1 Introduction

The investigation of flavor-changing-neutral-currents (FCNC) induced B-meson decays will give an opportunity to search for new physics in the TeV region [1]. In the Standard Model (SM) the FCNC transitions are loop-induced. Therefore they are very sensitive to new particles mediating the respective transitions. The CP-asymmetry in the SM is caused by the single phase in the Cabibbo-Kobayashi-Maskawa (CKM) matrix and can be strongly affected by new CP-violating sources in extensions of the Standard Model. The (mixing-induced) CP-symmetry violating effects were experimentally observed only in the decays of the neutral K-mesons [2]. Hopefully the direct CP-asymmetry can be detected in the forthcoming explorations of the B-meson decays.

Supersymmetric models are good candidates to describe the physics above the electroweak scale [3]. But even in the simplest model with minimal particles content- the Minimal Supersymmetric Standard Model (MSSM)- there are many CP-violating phases and several new sources for FCNC processes which could lead to contradictions with available experimental data and consequently to strong constraints on the parameters of the MSSM. Here we consider the model with supergravity mediated soft breaking and grand unification. This scheme is assumed to have an advantage of unifying all particle interactions including gravity and to give natural solution to the gauge hierarchy problem [3].

Penguin-induced FCNC decays have already been observed by the CLEO collaboration [4] and later by the ALEPH collaboration [5]. In particular, the recent measurement of the branching ratio of the inclusive decay $B \rightarrow X_s \gamma$ [6]

$$BR(B \rightarrow X_s \gamma) = (3.15 \pm 0.35 \pm 0.32 \pm 0.26) \times 10^{-4} \quad (1)$$

is in good agreement with the SM prediction (see [7, 8] and references therein) and yields significant constraint on supersymmetric models.

The aim of this paper is to study the FCNC process $B \rightarrow X_d \gamma$ for the supergravity inspired MSSM. The inclusive decay $B \rightarrow X_d \gamma$ has not been detected experimentally. In the SM the ratio

$$R(d\gamma/s\gamma) \equiv \frac{BR(B \rightarrow X_d \gamma) + BR(\overline{B} \rightarrow \overline{X}_d \gamma)}{BR(B \rightarrow X_s \gamma) + BR(\overline{B} \rightarrow \overline{X}_s \gamma)}$$

is known to lie in the range $0.017 \leq R(d\gamma/s\gamma) \leq 0.074$ [9]. However the decay rate asymmetry of the $B \rightarrow X_d \gamma$ decay is much larger than for the $B \rightarrow X_s \gamma$ decay and is possibly detectable. The direct CP asymmetry (CP-asymmetry in the decay rates) for the $B \rightarrow X_s \gamma$ decay in the SM and its nonsupersymmetric and supersymmetric extensions was investigated in [10]-[18]. The CP-asymmetry for the $B \rightarrow X_d \gamma$ decay in the SM and left-right symmetric model was calculated in [9, 18]. The direct CP asymmetry for the $B \rightarrow X_s \gamma$ decay in the SM is found to be in the range $-(0.4-1)\%$, while for $B \rightarrow X_d \gamma$ transition it varies in the interval $(7-35)\%$.

Our main goal is to calculate the direct CP-asymmetry for $B \rightarrow X_d \gamma$ decay for the supergravity inspired MSSM for the case when there are no extra CP violating SUSY parameters (i. e. there is only CKM-phase). We show that there exist two phenomenologically acceptable sets of SUSY parameters: for one set the CP-asymmetry, corresponding

to the values $-0.1 < \rho < 0.4$, $0.2 < \eta < 0.5$ of the Wolfenstein parameters, has the same (positive) sign as in the Standard Model and lies in the range (5 – 45)%. For the other set the CP asymmetry has negative sign and lies in the interval $-(2 - 21)\%$.

2 The MSSM

We begin with a short recapitulation of the model. The general R-parity conserving superpotential is given by [3, 19]:

$$\mathcal{W} = \sum_{i,j=gen} (-Y_{ij}^u \hat{u}_R^i \hat{H}_u \hat{Q}^j + Y_{ij}^d \hat{d}_R^i \hat{H}_d \hat{Q}^j + Y_{ij}^l \hat{l}_R^i \hat{H}_u \hat{L}^j) + \mu \hat{H}_u \hat{H}_d. \quad (2)$$

The corresponding supersymmetric Lagrangian (including also the kinetic terms and gauge-matter interactions), however leads to the doubled particles spectrum which is unacceptable. To avoid it, one adds to the Lagrangian the so-called soft breaking terms which explicitly violate the supersymmetry:

$$\begin{aligned} -\mathcal{L}_{gaugino} &= \frac{1}{2} (M_1 \tilde{b}\tilde{b} + M_2 \sum_{a=1}^3 \tilde{w}^a \tilde{w}_a + M_3 \sum_{a=1}^8 \tilde{g}^a \tilde{g}_a), \\ -\mathcal{L}_{sferm} &= \sum_{i=gen} (m_{\tilde{Q},i}^2 \tilde{Q}_i^+ \tilde{Q}_i + m_{\tilde{L},i}^2 \tilde{L}_i^+ \tilde{L}_i + m_{\tilde{u},i}^2 |\tilde{u}_{R,i}|^2 + m_{\tilde{d},i}^2 |\tilde{d}_{R,i}|^2 + m_{\tilde{l},i}^2 |\tilde{l}_{R,i}|^2) \\ -\mathcal{L}_{Higgs} &= m_{H_u}^2 H_u^+ H_u + m_{H_d}^2 H_d^+ H_d + B\mu (H_u H_d + h.c.) \\ -\mathcal{L}_{tril.} &= \sum_{i,j=gen} (A_{ij}^u Y_{ij}^u \tilde{u}_{R,i} H_u \tilde{Q}_j + A_{ij}^d Y_{ij}^d \tilde{d}_{R,i} H_d \tilde{Q}_j + A_{ij}^l Y_{ij}^l \tilde{l}_{R,i} H_u \tilde{L}_j + h.c.). \end{aligned} \quad (3)$$

The expressions (2), (3) determine the MSSM in the most general (unconstrained) form. In addition to the 19 parameters of the SM the MSSM contains another 105 parameters. The total number of the parameters can be reduced assuming that the MSSM parameters obey specific (universal) boundary conditions at the GUT scale. These assumptions are natural in the scenario where the SUSY-breaking occurs via gravitational interaction with the hidden sector. Without discussing the details of the hidden sector, the actual scale and scheme of the Grand Unification we impose the following conditions:

$$\begin{aligned} \alpha_1(M_{GUT}) &= \alpha_2(M_{GUT}) = \alpha_3(M_{GUT}) \equiv \alpha_U \\ M_1(M_{GUT}) &= M_2(M_{GUT}) = M_3(M_{GUT}) \equiv m_{1/2} \\ M_{\tilde{Q}}(M_{GUT}) &= M_{\tilde{u}_R}(M_{GUT}) = M_{\tilde{d}_R}(M_{GUT}) = M_{\tilde{L}}(M_{GUT}) = M_{\tilde{l}_R}(M_{GUT}) \equiv m_0 \\ M_{H_u}(M_{GUT}) &= M_{H_d}(M_{GUT}) \equiv m_H \\ A_u(M_{GUT}) &= A_d(M_{GUT}) = A_l(M_{GUT}) \equiv A_0. \end{aligned} \quad (4)$$

To obtain the values of the running masses and couplings relevant for our discussion, the renormalization group equations (RGE) have to be solved performing the evolution from the scale M_{GUT} to the electroweak scale.

In general, one must ensure that electroweak symmetry breaking (EWSB) occurs. For this the following two necessary conditions must be satisfied:

$$\frac{1}{2} M_Z^2 = \frac{\overline{m}_1^2 - \overline{m}_2^2 \tan^2 \beta}{\tan^2 \beta - 1} \quad \sin 2\beta = \frac{-2\overline{m}_3^2}{\overline{m}_1^2 + \overline{m}_2^2}, \quad (5)$$

where

$$\begin{aligned}\overline{m}_1^2 &= m_{H_d}^2 + \mu^2 + \text{rad. corr.}, \\ \overline{m}_2^2 &= m_{H_u}^2 + \mu^2 + \text{rad. corr.}, \\ \overline{m}_3^2 &= -B\mu\end{aligned}\tag{6}$$

and β is defined as usual. We consider the set of quantities

$$m_0, m_{1/2}, A_0, \beta, \text{sign}(\mu)\tag{7}$$

as independent parameters, while B and μ are determined through Eq. (5).

3 The effective Hamiltonian

We study the $B \rightarrow X_{s(d)} + \gamma$ decay using the effective theory obtained by integrating out the heavy degrees of freedom, which are the W-boson, t-quark and all the SUSY-particles. The effective Hamiltonian for the $B \rightarrow X_{s(d)}\gamma$ decay has the following form (keeping operators up to the dimension 6):

$$\begin{aligned}\mathcal{H}_{eff}(b \rightarrow s(d)\gamma(+g)) &= -\frac{4G_F}{\sqrt{2}} \left\{ \lambda_t^{s(d)} \sum_{i=1}^8 C_i(\mu) O_i(\mu) \right. \\ &\quad \left. - \lambda_u^{s(d)} C_2(\mu) (O_{2u}(\mu) - O_2(\mu)) - \lambda_u^{s(d)} C_1(\mu) (O_{1u}(\mu) - O_1(\mu)) \right\}\end{aligned}\tag{8}$$

where the operator basis O_i and the Wilson coefficients C_i can be seen elsewhere [7, 20]. The quantities $\lambda_t^{s(d)} \equiv V_{tb}V_{ts(d)}^*$, $\lambda_u^{s(d)} \equiv V_{ub}V_{us(d)}^*$ are the relevant CKM factors. In the Wolfenstein parametrization these factors can be expressed in the following form [9]:

$$\begin{aligned}\lambda_u^d &= A\lambda^3(\bar{\rho} - i\bar{\eta}) & \lambda_t^d &= A\lambda^3(1 - \bar{\rho} + i\bar{\eta}) \\ \lambda_u^s &= A\lambda^4(\rho - i\eta) & \lambda_t^s &= -A\lambda^2\left(1 - \frac{\lambda^2}{2} + \lambda^2(\rho - i\eta)\right)\end{aligned}\tag{9}$$

with $\bar{\rho} = \rho(1 - \lambda^2/2)$, $\bar{\eta} = \eta(1 - \lambda^2/2)$.

For the supersymmetric case an additional set of operators can exist. However, for our case with universal boundary conditions (4) we can consider that the set of operators in SUSY is the same as in SM [21]. The processes $\overline{B} \rightarrow \overline{X}_{s(d)}\gamma$ can be well described by the partonic level transitions $b \rightarrow s(d)\gamma$ and the leading corrections can be systematically obtained using the heavy quark effective theory (see [7, 8, 9] and references therein). The calculation of the corresponding partonic transitions in a given order on $\alpha_s(m_b)$ includes the following three steps [22]:

- (i) The Wilson coefficients C_i at the scale M_W must be calculated "matching" the effective and full theories;
- (ii) Then RGE must be used to obtain the Wilson coefficients at the scale $\mu \sim m_b$. This step requires the knowledge of the anomalous dimension matrix;
- (iii) The matrix elements of the operators O_i for the processes $b \rightarrow s(d)\gamma$ and $b \rightarrow s(d)\gamma g$ have to be calculated.

The crucial point here is that for considering case SUSY effects enter only through step (i). For the SM two-loop matching has been performed in [23, 24]. The full two-loop matching for the SM extension with two Higgs doublets (2HDM) can be found in [25, 26]. To the best of our knowledge the complete matching for MSSM has not been done yet (see, for example [27]). The anomalous dimension matrix in the next-to-leading order is known from [20]. We give here the leading order relations between the Wilson coefficients at the high and low scales:

$$\begin{aligned}
C_2(\mu) &= \frac{1}{2}(\eta^{-\frac{12}{23}} + \eta^{\frac{6}{23}}) \\
C_7^{eff}(\mu) &= \eta^{\frac{16}{23}}C_7(M_W) + \frac{8}{3}(\eta^{\frac{14}{23}} - \eta^{\frac{16}{23}})C_8(M_W) + \sum_{i=1}^8 h_i \eta^{a_i} \\
C_8^{eff}(\mu) &= \eta^{\frac{14}{23}}C_8(M_W) + \sum_{i=1}^8 \bar{h}_i \eta^{a_i},
\end{aligned} \tag{10}$$

where $\eta = \alpha_s(M_W)/\alpha_s(\mu)$ and the full next-to-leading order result is given in [20]. Although the complete expressions for the $C_7(M_W)$ and $C_8(M_W)$ in the MSSM are still unknown, we use the next-to-leading order approximation for the anomalous dimension matrix, operator matrix elements and the matching conditions for the SM contribution. The virtual $O(\alpha_s)$ corrections to the matrix elements for the decay $b \rightarrow s\gamma$ are calculated in [28]. As to the Bremsstrahlung corrections, which are presented in [29, 30], we choose the scheme from [20] with a low-energetic cutoff on the photon energy.

The relevant operators are

$$\begin{aligned}
O_2(\mu) &= (\bar{c}_{L\alpha}\gamma_\mu b_{L\alpha})(\bar{s}_{L\beta}\gamma^\mu c_{L\beta}) & O_{2u}(\mu) &= (\bar{u}_{L\alpha}\gamma_\mu b_{L\alpha})(\bar{s}_{L\beta}\gamma^\mu u_{L\beta}) \\
O_7(\mu) &= \frac{e}{16\pi^2}m_b(\mu)(\bar{s}_L\sigma_{\mu\nu}b_R)F^{\mu\nu} & O_8(\mu) &= \frac{g}{16\pi^2}m_b(\mu)(\bar{s}_L T^a \sigma_{\mu\nu} b_R)G^{a\mu\nu},
\end{aligned} \tag{11}$$

where T^a are the generators of color SU(3) group. The contribution of other operators in (8) is suppressed due to the smallness of their Wilson coefficients.

It is convenient to write the decay rate for the process $\bar{B} \rightarrow \overline{X_{s(d)}}\gamma$ introducing the quantities D_t, D_u, D_r, D_i [9] as follows:

$$\begin{aligned}
BR(\bar{B} \rightarrow \overline{X_{s(d)}}\gamma) &= \frac{|\lambda_t^{s(d)}|^2}{|V_{cb}|^2}D_t + \frac{|\lambda_u^{s(d)}|^2}{|V_{cb}|^2}D_u + \\
&+ \frac{Re(\lambda_t^{*s(d)}\lambda_u^{s(d)})}{|V_{cb}|^2}D_r + \frac{Im(\lambda_t^{*s(d)}\lambda_u^{s(d)})}{|V_{cb}|^2}D_i
\end{aligned} \tag{12}$$

The corresponding expression for the $B \rightarrow X_{s(d)}\gamma$ decay rate can be obtained from (12) by changing the sign of the term proportional to $Im(\lambda_t^{*s(d)}\lambda_u^{s(d)})$.

We define the direct CP asymmetry for the $B \rightarrow X_{s(d)}\gamma$ decay as:

$$a_{CP}(B \rightarrow X_{s(d)}\gamma) = \frac{\Gamma(B \rightarrow X_{s(d)}\gamma) - \Gamma(\bar{B} \rightarrow \overline{X_{s(d)}}\gamma)}{\Gamma(B \rightarrow X_{s(d)}\gamma) + \Gamma(\bar{B} \rightarrow \overline{X_{s(d)}}\gamma)}. \tag{13}$$

The CP asymmetry is then:

$$a_{CP}(B \rightarrow X_{s(d)}\gamma) = -\frac{Im(\lambda_u^{s(d)}\lambda_t^{*s(d)})D_i}{|\lambda_t^{s(d)}|^2 D_t^{(0)}} \tag{14}$$

The quantities D_a , $a=t,u,i,r$ are the same for both decays ¹ (for the SM they are given in [9]). Note that $D_t^{(0)}$ is calculated in leading logarithmic approximation using one loop expression for α_s [9].

As usual we express the branching ratio $BR(B \rightarrow X_{s(d)} + \gamma)$ in terms of the measured semileptonic branching ratio $BR(B \rightarrow X\ell\nu_\ell)$:

$$BR(B \rightarrow X_{s(d)}\gamma) = \frac{\Gamma(B \rightarrow X_{s(d)}\gamma)}{\Gamma_{sl}} BR(B \rightarrow X\ell\nu_\ell). \quad (15)$$

The expression for the Γ_{sl} (including QCD corrections) can be found in [31].

4 $B \rightarrow X_d + \gamma$ decay rate and CP-asymmetry in the MSSM

In the MSSM in addition to the W^\pm mediated diagrams Fig. 1a, there are several new sources for the $b \rightarrow s$ transition (Fig. 1b, Fig. 2). It is known that chargino and charged Higgs contribution are dominant while neutralino and gluino contributions are small and can be neglected [17]. The Wilson coefficients $C_7(M_W)$ and $C_8(M_W)$ in the SM was calculated in [23]. For our case we have:

$$C_{7(8)} = C_{7(8)}^{SM} + C_{7(8)}^{H^\pm} + C_{7(8)}^{\chi^\pm}. \quad (16)$$

The contributions from H^\pm , χ^\pm exchange diagrams are given in [16, 32]. The Wilson coefficient $C_2(M_W)$ in the leading order is the same as in the SM.

In general the CP-asymmetry is determined by the complex couplings in the Lagrangian. In the MSSM these can be A_0 and μ . However the existence of new physical phases can lead to large values for the electric dipole moment (EDM) for the neutron and leptons. Thus experimental restrictions on EDM limit possible values of corresponding phases. In our case these phases enter through mass matrices of top-squarks and charginos [19]:

$$M_t^2 = \begin{pmatrix} \tilde{M}_{uL}^2 + m_t^2 & m_t(A^* - \cot\beta\mu) \\ m_t(A - \cot\beta\mu^*) & \tilde{M}_{uR}^2 + m_t^2 \end{pmatrix} \quad (17)$$

$$M_{\chi^\pm} = \begin{pmatrix} \tilde{M}_2 & \sqrt{2}\cos\beta M_W \\ \sqrt{2}\sin\beta M_W & \mu \end{pmatrix}.$$

The EDM constraints allow the phase $arg(\mu)$ to have non-negligible values only if the masses of squarks are of order 1 TeV [33]-[35]. As shown in [17] for our case with universal scalar masses and trilinear couplings, the phase of the A_0 is small: even if it has large value at the GUT scale, due to the RGE evolution of the A_0 from the M_{GUT} down to the electroweak scale it becomes small. This is not valid for the case when squarks masses

¹Note that there is a weak dependence on the fraction m_b/m_s when we use low energetic cutoff δ for the bremsstrahlung corrections, restricting the photon energy spectrum by the condition $E_\gamma < m_B(1 - \delta)/2$. For numerical estimates we take $\delta = 0.99$.

are of order of 1TeV, but in that case the contribution of diagrams in Fig. 2 is negligible. The resulting phase cannot lead to significant deviations from the SM predictions. In contrast to [14] and [16] (see also [36]) where phenomenological approach is carried on, the CP-asymmetry for $B \rightarrow X_s \gamma$ decay in our scheme is no more enhanced by SUSY effects and so remains small and unobservable.

Our aim is to obtain limits for the $B \rightarrow X_d \gamma$ decay rate asymmetry in the SUGRA inspired MSSM. We will use the experimentally obtained range for $B \rightarrow X_s \gamma$ decay rate (1) which puts strong restrictions on SUSY parameters. As mentioned, we will consider the case when there are no CP violating SUSY parameters, i.e. the mass matrices in (17) are real.

In [9] one of the main targets of study is the ratio $R(d\gamma/s\gamma)$. As it is obvious from Eq.(12), where the term proportional to D_t is dominant, in the MSSM this ratio is approximately the same as in the SM. Thus the only significant deviation from the SM which can be found studying the $B \rightarrow X_d \gamma$ (and $\overline{B} \rightarrow \overline{X}_d \gamma$) decay rate is the CP-asymmetry. A sufficiently accurate measurement of the CP asymmetry will require large statistics and will not be achieved in the near future. It will be easier to determine the sign of the CP-asymmetry, which as is shown below, can be different from that of the SM.

For the CP-asymmetry in the $B \rightarrow X_d \gamma$ decay we have [36]:

$$a_{CP}(B \rightarrow X_d \gamma) = \frac{8z}{27} \alpha_s \bar{\eta} \frac{3(v(z) + b(z, \delta))C_2 C_7 - b(z, \delta)C_2 C_8}{C_7^2 [(1 - \bar{\rho})^2 + \bar{\eta}^2]} \quad (18)$$

where $z = m_c^2/m_b^2$, the expressions for $v(z)$ and $b(z, \delta)$ can be found in [36]. The first term in the numerator (18) is dominant thus the sign of the C_7 determines the sign of the $a_{CP}(B \rightarrow X_d \gamma)$.

We scan the parameter space of the MSSM assuming that $m_0, m_{1/2} < 1000 GeV$, $-4000 GeV < A_0 < 4000 GeV$, $1.5 < \tan\beta < 50$. Starting with a given set of values of the parameters (7) we use the RGE to perform the evolution from M_{GUT} down to low energy scale. Also the existence of appropriate EWSB must be guaranteed. For these two steps we use the program SUSPECT from GDR group [19] which gives numerical solution of RGE. We take into account the experimental restrictions for sparticle and Higgs masses [37]-[39]. Of particular importance are the restrictions on the stop quark and chargino masses:

$$m_{\chi^\pm} \geq 91 GeV \quad m_{\tilde{t}} \geq 82 GeV. \quad (19)$$

The experimental result (1) for $B \rightarrow X_s \gamma$ decay rate puts strong constraints on the absolute value of the Wilson coefficient $C_7(m_b)$. However, as already mentioned in [40] the sign of $C_7(m_b)$ remains undetermined. The sign of $C_7(m_b)$ in the MSSM can be opposite to that in the SM if the contributions coming from the diagrams Fig. 1b, Fig. 2 will have the required sign and absolute value. In the so-called type II two Higgs doublet model and MSSM charged Higgs contribution has the same (negative) sign as $C_7^{SM}(m_b)$ [26]. In the MSSM there exist values of the SUSY parameters for which chargino contribution is positive and large enough to have $C_7(m_b) \sim -C_7^{SM}(m_b)$.

As a result of numerical calculations we find two sets of SUSY parameters (7) satisfying to the mentioned above conditions for sparticle masses and decay rate. For one set $C_7(m_b)$ is negative (as in the Standard Model) while for the other set its sign is positive. We do not present here complete restrictions for these parameters, corresponding to these sets

as they are rather complicated. Instead we present some qualitative results. We find that the $C_7(m_b)$ can have positive sign for large values of $\tan\beta$ ($\tan\beta \geq 25$), $sign(\mu) < 0$ and relatively low values of the $m_{1/2}$ ($m_{1/2} \leq 160\text{GeV}$) in the large range of the parameter space. Besides, for the positive sign of the $C_7(m_b)$ the masses of the light stop and chargino are relatively low ($m_{\chi^\pm} \leq 120\text{GeV}$, $m_{\tilde{t}} \leq 180\text{GeV}$).

Now we discuss the functions D_a , $a=t,i$ which determine the $B \rightarrow X_{s(d)}\gamma$ decay asymmetry. In Table 1 we present the functions $D_t^{(0)}$ and D_i evaluated for the central values of the parameters $\alpha_s = 0.118$, $m_c/m_b = 0.29$, $m_t = 175\text{GeV}$, $m_b = 4.8\text{GeV}$. The Wilson coefficient $C_7(m_b)$ has the same (negative) sign as in the SM. For the scale parameter and branching ratio we take: $\mu = 2.5, 5, 10\text{GeV}$, $BR(B \rightarrow X_s\gamma) \times 10^4 = 2.61, 3.15, 3.69$. In Table 2 we give the values of the same functions for $C_7(m_b) > 0$. For both cases for the given value of the branching ratio of the $B \rightarrow X_s\gamma$ decay $D_t^{(0)}$ and D_i do not vary more than $\sim 1\%$ with the variation of the SUSY parameters. The reason is that the branching ratio of $B \rightarrow X_s\gamma$ decay together with the sign of the $C_7(m_b)$ determines the Wilson coefficient $C_7(m_b)$ with the precision of $\sim 1\%$, as C_2 doesn't vary with the change of the SUSY parameters and $C_8(m_b)$ is small. Thus, we will not give the dependence of the D_a on the SUSY parameters. Note that the inclusion of the next-to-leading order corrections, corresponding to the SUSY particles contribution can slightly change the situation, leading to small change in the dependence of D_t , D_i on the SUSY parameters.

For the numerical estimates of the CP-asymmetry and the decay rate we take $-0.1 < \rho < 0.4$, $0.2 < \eta < 0.5$. For the decay $B \rightarrow X_s\gamma$ the direct CP-asymmetry is too small to be measurable: for $2.61 < BR(B \rightarrow X_s\gamma) < 3.69$ it varies in the range $-(0.3-1.3)\%$ for $C_7(m_b) < 0$ and $(0.1-0.7)\%$ for $C_7(m_b) > 0$.

We now consider the decay $B \rightarrow X_d\gamma$. As already has been mentioned the deviation of the ratio $R(d\gamma/s\gamma)$ from its SM value is small. This ratio is given by [9]

$$R(d\gamma/s\gamma) = \lambda^2 \left[1 + \lambda^2(1 - 2\bar{\rho}) \right] \left[(1 - \bar{\rho})^2 + \bar{\eta}^2 + \frac{D_u}{D_t}(\bar{\rho}^2 + \bar{\eta}^2) + \frac{D_r}{D_t}(\bar{\rho}(1 - \bar{\rho}) - \bar{\eta}^2) \right]$$

and in the first approximation doesn't depend on the values of D_a . The numerical calculations show, that for any ρ and η the deviation of the $R(d\gamma/s\gamma)$ due to the variation of SUSY parameters doesn't exceed $\sim 1\%$.

Let us proceed to the CP-asymmetry in the $B \rightarrow X_d\gamma$ decay. Using the values of the functions $D_t^{(0)}$ and D_i from Table 1 and 2 we can obtain the range for the direct CP-asymmetry $a_{CP}(B \rightarrow X_d\gamma)$ for two sets of the SUSY parameters. When the sign of the $C_7(m_b)$ coincides with that in the SM the asymmetry is positive and lies in the range $5\% < a_{CP}(B \rightarrow X_d\gamma) < 45\%$. When the sign of $C_7(m_b)$ is positive then the CP-asymmetry is negative and lies in the range $-21\% < a_{CP}(B \rightarrow X_d\gamma) < -2\%$. The absolute value of the CP asymmetry reaches its maximum and minimum values for $\rho = 0.4$, $\eta = 0.5$, $Br(B \rightarrow X_s\gamma) = 2.61 \times 10^{-4}$ and $\rho = -0.1$, $\eta = 0.2$, $Br(B \rightarrow X_s\gamma) = 3.69 \times 10^{-4}$ respectively. Thus for both cases ($C_7(m_b) < 0, C_7(m_b) > 0$) the CP-asymmetry for the $B \rightarrow X_d\gamma$ decay is large enough and is expected to be measurable at high luminosity B factories. The observation of the CP-asymmetry with negative sign will be a clear manifestation of the physics beyond the SM and in particular of the Supersymmetry (see also [18]).

We investigate also the dependence of the CP-asymmetry on the Wolfenstein parameters ρ, η and the $B \rightarrow X_s\gamma$ decay rate. For the given values of the branching ratio of the

$B \rightarrow X_s \gamma$ decay and the SM parameters ρ and η the decay rate asymmetry $a_{CP}(B \rightarrow X_d \gamma)$ does not vary more than $\sim 1\%$ with the variation of SUSY parameters. In Fig. 3 we present the direct CP-asymmetry for the decay $B \rightarrow X_d \gamma$ as a function of the branching ratio of the $B \rightarrow X_s \gamma$ decay for $\rho = 0.11$ and $\eta = 0.20, 0.33, 0.50$. The absolute value CP asymmetry for both cases ($C_7(m_b) < 0, C_7(m_b) > 0$) is largest for the largest value of η . It grows with decrease of the branching ratio of $B \rightarrow X_s \gamma$ decay. The dependence of the CP-asymmetry on the $B \rightarrow X_s \gamma$ decay branching ratio is stronger for the case $C_7(m_b) < 0$. In Fig. 4 we present the direct CP-asymmetry for the decay $B \rightarrow X_d \gamma$ as a function of the branching ratio of $B \rightarrow X_s \gamma$ decay for $\eta = 0.33$ and $\rho = -0.1, 0.11, 0.4$. The absolute value CP asymmetry for both cases ($C_7(m_b) < 0, C_7(m_b) > 0$) is largest for the smallest value of ρ . Note that in Fig. 3,4 we use the value $\mu = 2.5\text{GeV}$ for the scale parameter. For this value NLL corrections to the decay rate become minimal [9]. In Table 3 we illustrate the dependence of the CP-asymmetry on the scale parameter μ : we give the values of the $a_{CP}(B \rightarrow X_d \gamma)$ for $\rho = 0.11, \eta = 0.33$ and for $BR(B \rightarrow X_s \gamma) \cdot 10^4 = 2.61, 3.15, 3.69$, $\mu = 2.5, 5, 10\text{GeV}$. Note that the scale dependence of the CP asymmetry is stronger for the case $C_7 > 0$.

In conclusion, we have presented the theoretical estimates for the direct CP-asymmetry $a_{CP}(B \rightarrow X_d \gamma)$ in the MSSM when the all SUSY parameters are real. We found two phenomenologically acceptable sets of SUSY parameters. For one CP-asymmetry has the same (positive) sign as in the Standard Model and for the other set its sign is opposite. For both cases CP asymmetry is large enough to be eventually observed. A more detailed analysis of the CP-asymmetry for $B \rightarrow X_d \gamma$ decay including the case when there exist new sources of CP-violation in the MSSM will be given elsewhere.

Acknowledgments

We thank D. Wyler and Ch. Greub for discussions. This work was partially supported by INTAS under Contract INTAS-96-155.

References

- [1] J. Hewett et. al., in “The BABAR physics book”, SLAC-Report-504, October, 1998; M. Neubert, CERN preprint, CERN-TH/98-300, hep-ph/9809343.
- [2] C. Caso et al., The European Physical Journal C3 (1998) 1.
- [3] For reviews, see: H. P. Nilles, Phys. Rep. 110 (1984) 1;
H. E. Haber and G. L. Kane, phys. Rep. 117 (1985) 75;
R. Barbieri Riv. Nuovo Cim. 11 (1988) 1;
S. Martin, hep-ph/9709356.

- [4] R. Ammar et al. (CLEO Collaboration), Phys. Rev. Lett. 71 (1993) 674;
M.S. Alam et al. (CLEO Collaboration), Phys. Rev. Lett. 74 (1995) 2885.
- [5] P. G. Colrain and M. I. Williams (ALEPH Collaboration), contributed paper # 587,
EPS Conference, Jerusalem, August 1997;
R. Barate et al. (ALEPH Collaboration) Phys. Lett. B 429 (1998) 169.
- [6] T. Skwarnicki (CLEO Collaboration), Talk given at the ICHEP98.
- [7] A. J. Buras, preprint TUM-HEP-316-98, hep-ph/9806471.
- [8] M. Neubert, CERN preprint CERN-TH/98-301, hep-ph/9809377;
A. Kagan, M. Neubert, Eur. Phys. J. C 7 (1999) 5.
- [9] A. Ali, H. Asatrian, C. Greub, Phys. Lett. B 429 (1988) 87.
- [10] J. Soares, Nucl. Phys. B 367 (1991) 575.
- [11] L. Wolfenstein and Y. L. Wu, Phys. Rev. Lett. 73 (1994) 2809.
- [12] H. Asatrian and A. Ioannissian, Phys. Rev D 54 (1996) 5642.
- [13] S. Baek and P. Ko, hep-ph/9812229.
- [14] C.K. Chua, X. G. He and W. S. Hou, hep-ph/9808431
- [15] Y.G. Kim, P. Ko and J.S. Lee, Nucl. Phys. B 544 (1999) 64.
- [16] M. Aoki, G. C. Cho and N. Oshimo, hep-ph/9811251, KEK preprint KEK-TH-614
(hep-ph/9903385).
- [17] T. Goto, Y.-Y. Keum, T. Nihei, Y. Okada and Y. Shimizu, KEK preprint, KEK-TH-
608 (hep-ph/9812369).
- [18] H. Asatrian, G. Yeghyan and A. Ioannissian, Phys. Lett. B 399 (1997) 303.
- [19] A. Djouadi et al, Preprint PM/98-45, hep-ph/9901246.
- [20] K. Chetyrkin, M. Misiak and M. Münz, Phys. Lett. B 400 (1997) 206, hep-ph/9612313
(v3).
- [21] F. Borzomuti, Ch. Greub, T. Hurth, D. Wyler, to be published.
- [22] A. J. Buras, M. Misiak, M. Münz and S. Pokorski, Nucl. Phys. B 424 (1994) 374.
- [23] K. Adel and Y.-P. Yao, Phys. Rev. D 49 (1994) 4945.
- [24] C. Greub and T. Hurth, Phys. Rev. D 56 (1997) 2934.
- [25] M. Ciuchini, G. Degrossi, P. Gambino, G.F. Giudice, Nucl.Phys. B527 (1998) 21.
- [26] F. M. Borzumati and C. Greub, Phys. Rev. D 58 (1998) 074004.

- [27] M. Ciuchini et al. Nucl. Phys. B 534 (1998) 3.
- [28] C. Greub, T. Hurth and D. Wyler, Phys. Rev. D 54 (1996) 3350.
- [29] A. Ali and C. Greub, Phys. Lett. B 361 (1995) 146.
- [30] N. Pott, Phys. Rev. D 54 (1996) 938.
- [31] N. Cabibbo and L. Maiani, Phys. Lett. B 79 (1978) 109;
C.S. Kim and A.D. Martin, Phys. Lett. B 225 (1989) 186;
Y. Nir, Phys. Lett. B 221 (1989) 184.
- [32] N. Oshimo, Nucl. Phys. B 404 (1993) 20.
- [33] T. Ibrahim and P. Nath, Phys. Lett. B 418 (1998) 98; Phys. Rev. D 57 (1998) 478;
erratum Phys. Rev. D 58 (1998) 019901; Phys. Rev. D 58 (1998) 111301.
- [34] T. Falk and K. A. Olive, Phys. Lett. B 375 (1996) 196; Phys. Lett. B 439 (1998) 71.
- [35] T. Nihei, Prog. Theor. Phys. 98 (1997) 1157.
- [36] A.L. Kagan and M. Neubert, Phys. Rev. D 58 (1998) 094012.
- [37] G. Abbiendi et al. (OPAL collaboration), Eur. Phys. J. C 8 (1999) 255.
- [38] K. Ackerstaff et al. (OPAL collaboration), Eur. Phys. J. C 6 (1999) 225;
R. Barate et al. (ALEPH collaboration), Phys. Lett. B 434 (1998) 189.
- [39] R. Barate et al. (ALEPH collaboration) Phys. Lett. B 440 (1998) 419
- [40] T. Goto, Y. Okada, Y. Shimizu and M. Tanaka, Phys. Rev. D 55 (1997) 4273;
T. Goto, Y. Okada and Y. Shimizu, Phys. Rev. D 58 (1998) 094006.

Figure Captions

Figure 1: Feynman graphs mediated by the exchange of (a) W-bosons and (b) charged Higgs bosons H^\pm . Possible places of photon emission are labeled with a cross.

Figure 2: Feynman graphs mediated by the exchange of SUSY particles: (a) charginos χ^\pm , (b) gluinos \tilde{g} and (c) neutralinos χ^0 . Possible places of photon emission are labeled with a cross.

Figure 3: The dependence of the $a_{CP}(B \rightarrow X_d\gamma)$ from $BR(B \rightarrow X_s\gamma)$ for the values $\eta = 0.20, 0.33, 0.50$ and $\rho = 0.11$, $\mu = 2.5GeV$. The CLEO bounds are shown.

Figure 4: The dependence of the $a_{CP}(B \rightarrow X_d\gamma)$ from $BR(B \rightarrow X_s\gamma)$ for the $\rho = -0.10, 0.11, 0.40$ and $\eta = 0.33$, $\mu = 2.5GeV$. The CLEO bounds are shown.

Table 1.
 Values of the functions $D_t^{(0)}$ and D_i for $\mu = 2.5, 5, 10\text{GeV}$;
 $BR(B \rightarrow X_s\gamma) \times 10^4 = 2.61, 3.15, 3.69$ and $C_7 < 0$.

	$\mu = 2.5\text{GeV}$	$\mu = 5\text{GeV}$	$\mu = 10\text{GeV}$	$Br(B \rightarrow X_s\gamma) \times 10^4$
$D_t^{(0)}/\lambda^4$	0.095	0.076	0.064	2.61
$D_t^{(0)}/\lambda^4$	0.120	0.099	0.086	3.15
$D_t^{(0)}/\lambda^4$	0.147	0.124	0.109	3.69
D_i/λ^4	0.052	0.036	0.026	2.61
D_i/λ^4	0.057	0.040	0.030	3.15
D_i/λ^4	0.063	0.044	0.033	3.69

Table 2.
 Values of the functions $D_t^{(0)}$ and D_i for $\mu = 2.5, 5, 10\text{GeV}$;
 $BR(B \rightarrow X_s\gamma) \times 10^4 = 2.61, 3.15, 3.69$ and $C_7 > 0$.

	$\mu = 2.5\text{GeV}$	$\mu = 5\text{GeV}$	$\mu = 10\text{GeV}$	$Br(B \rightarrow X_s\gamma) \times 10^4$
$D_t^{(0)}/\lambda^4$	0.193	0.364	0.611	2.61
$D_t^{(0)}/\lambda^4$	0.228	0.412	0.677	3.15
$D_t^{(0)}/\lambda^4$	0.261	0.459	0.742	3.69
D_i/λ^4	-0.053	-0.061	-0.066	2.61
D_i/λ^4	-0.059	-0.065	-0.070	3.15
D_i/λ^4	-0.063	-0.069	-0.074	3.69

Table 3.
 Values of the $a_{CP}(B \rightarrow X_d\gamma)$ for $\rho = 0.11, \eta = 0.33$ and for
 $BR(B \rightarrow X_d\gamma) \times 10^4 = 2.61, 3.15, 3.69$; $\mu = 2.5, 5, 10\text{GeV}$.

	$\mu = 2.5\text{GeV}$	$\mu = 5\text{GeV}$	$\mu = 10\text{GeV}$	$Br(B \rightarrow X_s\gamma) \times 10^4$
$a_{CP}(B \rightarrow X_d\gamma), C_7 < 0$	0.20	0.17	0.15	2.61
$a_{CP}(B \rightarrow X_d\gamma), C_7 < 0$	0.17	0.15	0.13	3.15
$a_{CP}(B \rightarrow X_d\gamma), C_7 < 0$	0.16	0.13	0.11	3.69
$a_{CP}(B \rightarrow X_d\gamma), C_7 > 0$	-0.10	-0.061	-0.040	2.61
$a_{CP}(B \rightarrow X_d\gamma), C_7 > 0$	-0.095	-0.058	-0.038	3.15
$a_{CP}(B \rightarrow X_d\gamma), C_7 > 0$	-0.088	-0.055	-0.037	3.69

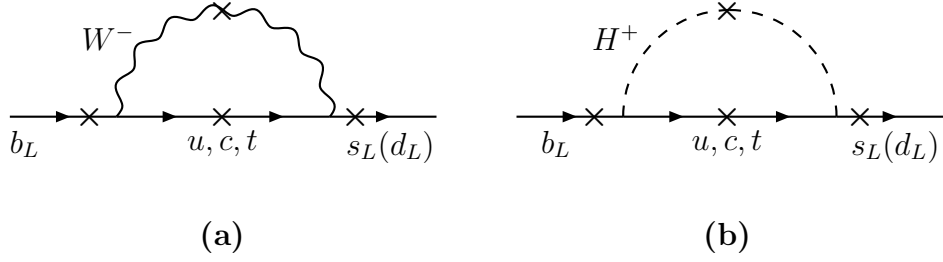


Figure 1: Feynman graphs mediated by the exchange of (a) W-bosons and (b) charged Higgs bosons H^\pm . Possible places of photon emission are labeled with a cross.

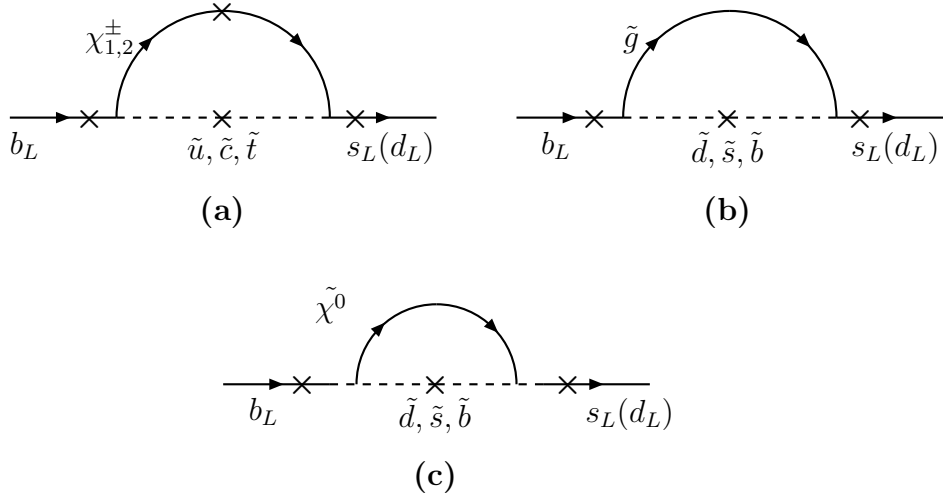


Figure 2: Feynman graphs mediated by the exchange of SUSY particles: (a) charginos χ^\pm , (b) gluinos \tilde{g} and (c) neutralinos $\tilde{\chi}^0$. Possible places of photon emission are labeled with a cross.

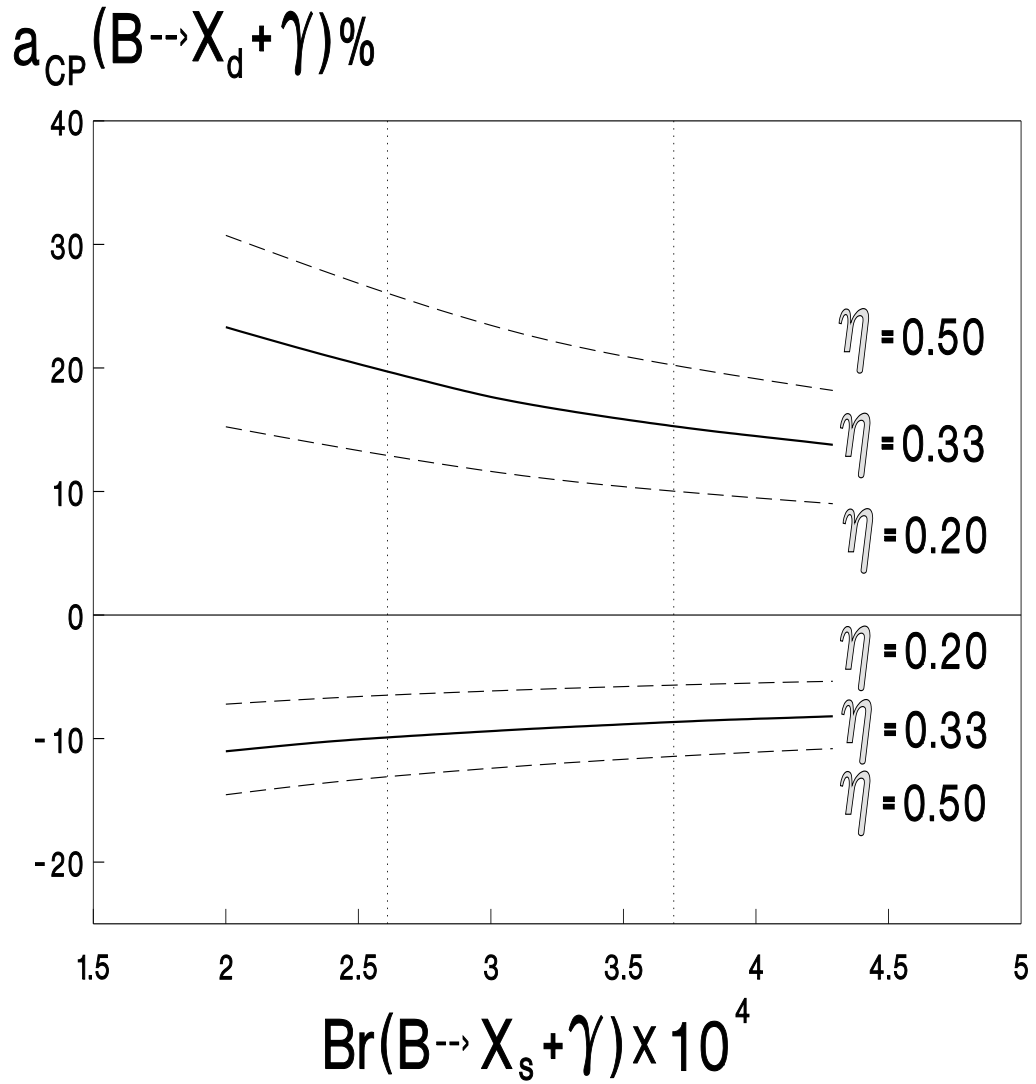


Figure 3: The dependence of the $a_{CP}(B \rightarrow X_d \gamma)$ from $BR(B \rightarrow X_s \gamma)$ for the values $\eta = 0.20, 0.33, 0.50$ and $\rho = 0.11, \mu = 2.5 GeV$. The CLEO bounds are shown.

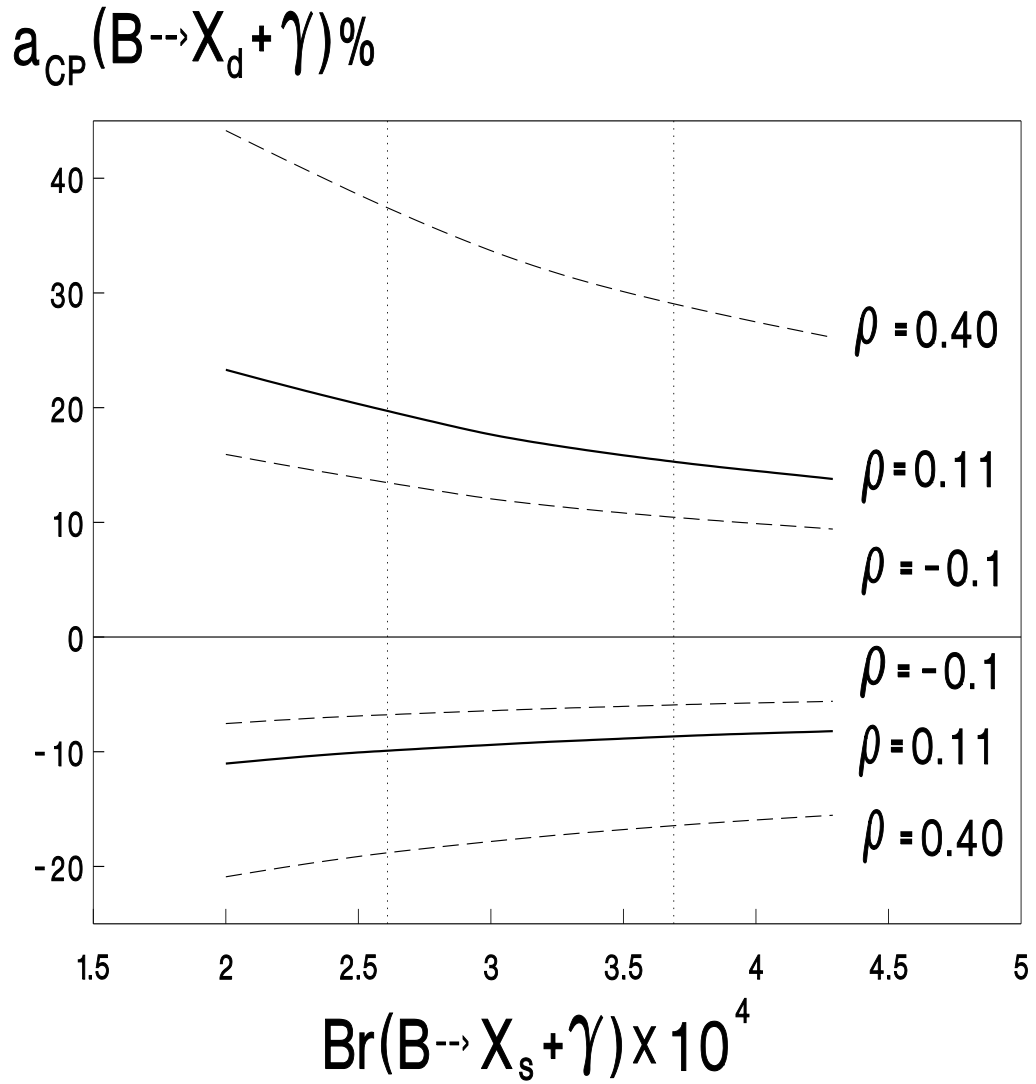


Figure 4: The dependence of the $a_{CP}(B \rightarrow X_d\gamma)$ from $BR(B \rightarrow X_s\gamma)$ for the $\rho = -0.10, 0.11, 0.40$ and $\eta = 0.33, \mu = 2.5\text{GeV}$. The CLEO bounds are shown.