

On the effective action of local composite fields

S.A.Garnov

Department of Physics, Institute of
Transport Engineering, Tashkent, Uzbekistan

The gauge invariant method for calculation of the effective action of the local composite fields in QFT is proposed. The effective action of the local composite fields in QED is studied up to 2-loop level. The graph rules for the local composite fields are derived. On the basis of these rules the problem of one-particle irreducibility is discussed.

1. Composite fields have their applications in various domains of the theoretical physics (see, for example, [1] and references there). In order to study the composite fields in the framework of the functional approach we should calculate the corresponding generating functionals. The effective action is one of such functionals which is particularly useful to derive the dynamical information from a system.

The effective action was thoroughly studied for the case of non-local composite fields in [2], [3]. Another interesting problem is the investigation of the gauge-invariant local composite fields. There were attempts to use well-studied effective action of non-local composite fields as a starting point when study the local composite fields ([4], [5]) but this is not quite correct because the discussed approaches were not gauge-invariant by themselves [6]. It is important, therefore, to develop a special method for calculation of the effective action of local composite fields which preserves the gauge-invariance.

The existing methods of calculating the effective action ([6], [7], [8]) applied to composite fields lead to substantial difficulties because of the necessity to sum over various classes of graphs corresponding to the chosen

composite field. The "classic" composite field which is the functional argument in the effective action can be derived this way. This program is implemented in [6] in the framework of "inversion" technic.

It is obvious, that in order to avoid the summing over graphs we should work with such equations that contain the full expressions of "classic" field, not its series representation. Besides, for the reason of investigation of the one-particle irreducibility (1PI) we should completely remove the explicit dependence on sources from the effective action.

2. We want to propose a method of calculation of the effective action which is complied with the above-mentioned conditions. As an example we will calculate the effective action of a local composite field, namely EM current in QED.

The first step will be the calculation of the effective action for the ordinary field. The obtained expression will be used to receive the equation for the composite field. Having resolved the last one we will get the effective action for the local composite field.

We shall follow here the work [9] and only at the end of this section we make some generalisations on the calculating traces of γ - matrixes which are important for higher-loop calculations.

The generating functional for the spinor electrodynamics with Lagrangian

$$L = -\frac{1}{4}F_{\mu\nu}F^{\mu\nu} + \bar{\psi}[i(\gamma^\mu\partial_\mu - ie\gamma^\mu A_\mu) + m]\psi - \frac{1}{2\alpha}(\partial_\mu A^\mu)^2 \quad (1)$$

has the form (the source is introduced only for the photon field)

$$Z[J_\mu] = \int DAD\psi D\bar{\psi} \exp[i \int L dx + i(JA)] \quad (2)$$

Having integrated over spinor variables we get

$$Z[J_\mu] = \int DA \exp[iS_{eff} + i(JA)] \quad (3)$$

where

$$S_{eff} = S_A + i\hbar T \quad (4)$$

$$S_A = \frac{1}{2}A_\mu D_{\mu\nu}^{-1} A_\nu, \quad T = \text{Tr} \ln K, \quad (5)$$

$$K^{-1} = i\gamma^\mu\partial_\mu + e\gamma^\mu A_\mu - m, \quad D_{\mu\nu} = \frac{1}{\partial^2}(g_{\mu\nu} - (1 - \alpha)\frac{\partial_\mu\partial_\nu}{\partial^2})$$

Let us define the effective action in the following way

$$\Gamma[\langle A_\mu \rangle] = W[J_\mu] - (J_\nu \langle A^\nu \rangle) \quad (6)$$

where

$$\langle A_\mu \rangle = Z^{-1} \int D A A_\mu \exp[i S_{eff} + i(JA)] \quad (7)$$

is so-called "classical field" and

$$W[J_\mu] = -i \ln Z \quad (8)$$

The effective action defined this way is the generating functional of the Green's functions which are 1PI with respect to photon propagator. From (3) and (6) we have

$$\frac{\delta \Gamma}{\delta \langle A_\mu \rangle} = \langle \frac{\delta S_{eff}}{\delta A_\mu} \rangle \quad (9)$$

Further we will use the DeWitt's approach [8]. For the models containing fermion and vector fields the general form of DeWitt's formula is

$$\langle Q[A, \bar{\psi}, \psi] \rangle =: \exp(\hat{G}) : Q[\langle A \rangle, \langle \bar{\psi} \rangle, \langle \psi \rangle] \quad (10)$$

where

$$\hat{G} = \frac{i}{\hbar} \sum_{n=2}^{\infty} \frac{(-i\hbar)^n}{n!} \sum C_{ijk}^n (-1)^j G^{\mu_1 \dots \mu_i \alpha_1 \dots \alpha_j \beta_1 \dots \beta_k} \times \quad (11)$$

$$\times \frac{1}{\delta \langle A_{\mu_1} \rangle \dots \delta \langle \psi_{\beta_k} \rangle \dots \delta \langle \bar{\psi}_{\alpha_j} \rangle \dots}$$

$$G^{\mu_1 \dots \mu_i \alpha_1 \dots \alpha_j \beta_1 \dots \beta_k} = \frac{\delta^n W}{\delta J_{\mu_1} \dots \delta \eta_{\beta_k} \dots \delta \bar{\eta}_{\alpha_j} \dots} \quad (12)$$

are the connected Green's functions with i photon and $j+k$ fermion legs; the colons mean that derivatives act only on Q ; the Plank constant \hbar is restored and

$$C_{ijk}^n = \frac{n!}{i!j!k!}, \quad i + j + k = n \quad (13)$$

Having applied (10) to the rhs of (9) we get

$$\frac{\delta \Gamma}{\delta \langle A_\mu \rangle} =: \exp(\hat{G}) : \frac{\delta S_{eff}[\langle A_\mu \rangle]}{\delta \langle A_\mu \rangle} \quad (14)$$

In our case we have for \hat{G}

$$\hat{G} = \frac{-i\hbar}{2} G^{\mu\nu} \frac{\delta^2}{\delta\langle A^\mu\rangle\delta\langle A^\nu\rangle} - \frac{\hbar^2}{6} G^{\mu\nu\lambda} \frac{\delta^3}{\delta\langle A^\mu\rangle\delta\langle A^\nu\rangle\delta\langle A^\lambda\rangle} + \dots, \quad (15)$$

where

$$G^{\alpha_1\dots\alpha_n} = \frac{\delta^n W}{\delta J_{\alpha_1} \dots \delta J_{\alpha_n}} \quad (16)$$

The effective action for the field $\langle A \rangle$ can be derived from this equation. Up to the 2-loop level the effective action was obtained in [9]:

$$\Gamma_{ord} = \frac{1}{2} \langle A_\mu \rangle D^{-1\ \mu\nu} \langle A_\nu \rangle + i\hbar T + \frac{1}{2} \hbar^2 \text{Tr}(-D^{\mu\nu} T_{\mu\nu}), \quad (17)$$

where

$$T^{\alpha_1\dots\alpha_s} = (-1)^s \frac{\delta^s T}{\langle \delta A_{\alpha_1} \rangle \dots \delta \langle A_{\alpha_s} \rangle} \quad (18)$$

The condensed notations used up to now imply summarizing over discrete variables and integrating over continuous ones in all the expressions. Nevertheless the question of how to calculate traces over γ -matrices was out of discussion. Therefore the method described above should be expanded with the appropriate rule in order to satisfy the common rules of diagrammatic technique. Namely, the calculations of traces must be carried out along every fermionic loop separately (in our case the loops are constructed not out of the simple propagators but out of the propagators in "external field").

3. Now we start investigating the composite fields. We define the generating functional as following

$$\Gamma[\Phi] = W[J] - \int dx J_\mu(x) \Phi^\mu(x), \quad (19)$$

where

$$W[J] = -i\hbar \ln \int DAD\bar{\psi}D\psi \exp[\frac{i}{\hbar} \int Ldx + \frac{i}{\hbar} J_\mu(\bar{\psi}\gamma^\mu\psi)], \quad (20)$$

$$\Phi^\mu(x) = \frac{\delta W[J]}{\delta J} = \langle \bar{\psi}\gamma^\mu\psi \rangle_J. \quad (21)$$

Let us introduce an auxiliary functional

$$\tilde{W}[J, K] = -i\hbar \ln \int DAD\bar{\psi}D\psi \exp\left[\frac{i}{\hbar} \int Ldx + \frac{i}{\hbar} J_\mu (\bar{\psi}\gamma^\mu\psi) + \frac{i}{\hbar} (K_\nu A^\nu)\right], \quad (22)$$

Having integrated over spinor variables we have

$$\tilde{W}[J, K] = -i\hbar \ln \int DA \exp\left[\frac{i}{\hbar} S_J + \frac{i}{\hbar} (K_\nu A^\nu)\right], \quad (23)$$

where

$$S_J = \frac{1}{2} A_\mu D_{\mu\nu}^{-1} A_\nu + i\hbar \text{Tr} \ln(i\gamma^\mu \partial_\mu + e\gamma^\mu A_\mu - m + \gamma^\mu J_\mu) \quad (24)$$

and $D_{\mu\nu}$ was defined in (5). It is obvious that

$$\tilde{W}[J, K=0] = W[J]. \quad (25)$$

Let us carry out the Legendre transformation on K considering the source of composite fields J as a parameter:

$$\tilde{\Gamma}[\langle A \rangle_{K;J}; J] = \tilde{W}[K; J] - \int dx K_\mu \langle A^\mu \rangle_{K;J} \quad (26)$$

$$\langle A^\mu \rangle_{K;J} = \frac{\delta \tilde{W}[J; K]}{\delta K_\mu}. \quad (27)$$

Further we will use the result of (17) keeping in mind the dependence on J :

$$\begin{aligned} \tilde{\Gamma}[\langle A \rangle_{K;J}; J] &= \frac{1}{2} \langle A_\mu \rangle_{K;J} D^{-1\mu\nu} \langle A_\nu \rangle_{K;J} - \\ &- i\hbar \text{Tr} \ln[i\gamma^\mu \partial_\mu + e\gamma^\mu \langle A_\mu \rangle_{K;J} - m + \gamma^\mu J_\mu] + \\ &+ \frac{\hbar^2}{2} \text{Tr} \left\{ D^{\mu\nu} \frac{\delta^2}{\delta \langle A^\mu \rangle \delta \langle A^\nu \rangle} (\text{Tr} \ln[i\gamma^\mu \partial_\mu + e\gamma^\mu \langle A_\mu \rangle_{K;J} - m + \gamma^\mu J_\mu]) \right\}. \end{aligned} \quad (28)$$

Now let us put the sources of photon fields equal to zero. From (25) and (26) we get

$$\tilde{\Gamma}[\langle A \rangle_{K=0;J}; J] = W[J], \quad (29)$$

where $W[J]$ has been defined in (20). We can see that the equation (28) expresses $W[J]$ as functional of J and $\langle A \rangle_J = \langle A \rangle_{K=0;J}$.

Further we should represent $\langle A \rangle_J$ in terms of Φ . With the integrations over spinor variables restored we have

$$\langle A_\mu \rangle_J = \frac{\int DAD\bar{\psi}D\psi A_\mu \exp[\frac{i}{\hbar} \int Ldx + \frac{i}{\hbar} J_\mu(\bar{\psi}\gamma^\mu\psi)]}{\int DAD\bar{\psi}D\psi \exp[\frac{i}{\hbar} \int Ldx + \frac{i}{\hbar} J_\mu(\bar{\psi}\gamma^\mu\psi)]}. \quad (30)$$

As the measure in the continual integral is invariant in respect to small translations [10] we have

$$\int DAD\bar{\psi}D\psi \frac{\delta}{\delta A^\mu} \exp[\frac{i}{\hbar} \int Ldx + \frac{i}{\hbar} J_\mu(\bar{\psi}\gamma^\mu\psi)] = 0 \quad (31)$$

and

$$\int DAD\bar{\psi}D\psi [D_{\mu\nu}^{-1}A^\mu + e(\bar{\psi}\gamma_\mu\psi)] \exp[\frac{i}{\hbar} \int Ldx + \frac{i}{\hbar} J_\mu(\bar{\psi}\gamma^\mu\psi)] = 0 \quad (32)$$

Thus we have

$$\langle A_\mu \rangle_J = e \int dy D_{\mu\nu}(x, y) \Phi^\nu(y), \quad (33)$$

where Φ has been defined in (21).

Keeping in mind that

$$J_\mu = -\frac{\delta\Gamma}{\delta\Phi^\mu} \quad (34)$$

we can have from (17), (19), (32) the following equation for the effective action of the local composite fields:

$$\begin{aligned} \Gamma - \int dx \frac{\delta\Gamma}{\delta\Phi^\mu} \Phi^\mu &= \frac{e^2}{2} \int dz_1 dz_2 \Phi^\rho(z_1) D_{\lambda\rho}(z_1, z_2) \Phi^\lambda(z_2) - \\ &- i\hbar \text{Tr} \ln T + \hbar^2 \text{Tr} [D^{-1}{}^{\mu\nu} \frac{\delta^2}{\delta\Phi^\mu \delta\Phi^\nu} (\text{Tr} \ln T)] \end{aligned} \quad (35)$$

where

$$T = (i\gamma^\mu \partial_\mu - m + e^2 \gamma^\mu \int dy D_{\mu\nu}(x, y) \Phi^\nu(y) - \frac{\delta\Gamma}{\delta\Phi^\mu} \gamma^\mu) \delta(x, y) \quad (36)$$

Thus, starting from the equation (17) for the effective action of ordinary field we have received the equation (35) for the effective action of the local composite field.

4. We will seek the solution of (35) in the form

$$\Gamma = \Gamma_0 + \hbar\Gamma_1 + \hbar^2\Gamma_2 + \dots \quad (37)$$

where Γ_0 is the tree effective action and Γ_1, Γ_2 are the quantum corrections.

From (35) we have for Γ_0

$$\Gamma_0[\Phi] = -\frac{e^2}{2} \int dx dy \Phi^\mu(x) D_{\mu\nu}(x, y) \Phi^\nu(y). \quad (38)$$

We should point out on the absence of term like $C\Phi$ (C is a constant) in (37). This is because we must comply with the condition

$$\left. \frac{\delta\Gamma}{\delta\Phi} \right|_{J=0} = 0 \quad (39)$$

which follows from (33) (also $\Phi^\mu|_{J=0} = \langle \bar{\psi} \gamma^\mu \psi \rangle = 0$ [11]). The "classic" field can be derived after substitution (38) into (34)

$$J_\mu(x) = e^2 \int dy D_{\mu\nu}(x, y) \Phi^\nu(y) \quad (40)$$

Thus

$$\Phi^\mu(y) = \frac{1}{e^2} \int dx D^{\mu\nu -1}(x, y) J_\nu(x). \quad (41)$$

From (21) we can find the tree expression for W

$$W[J] = \frac{1}{2} \int dx dy J_\mu(x) [e^2 D^{\mu\nu}]^{-1}(x, y) J_\nu(y) \quad (42)$$

and the propagator for the "free" composite field (Fig.1)

$$\Delta^{\mu\nu}(x, y) = \frac{\delta^2 W}{\delta J_\mu(x) \delta J_\nu(y)} = [e^2 D_{\mu\nu}]^{-1}(x, y). \quad (43)$$

Let us turn to calculation of Γ_1 . The corresponding equation is

$$\Gamma_1[\Phi] - \int dx \frac{\delta\Gamma_1}{\delta\Phi^\lambda} \Phi^\lambda = -i \text{Tr} \ln[1 + 2e^2 K(x, y) \int dz \gamma^\mu D_{\mu\nu}(x, z) \Phi^\nu(z)] - i \text{Tr} \ln[K^{-1}(x, y)] \quad (44)$$

where

$$K(x, y) = [i\gamma^\mu \partial_\mu - m]^{-1} \delta(x, y). \quad (45)$$

If the both sides of (44) are presented as series over Φ it can be easily seen that the linear term on Φ is vanishing in the lhs. But in the rhs we will have

$$\int dx 2e^2 K(x, x) \int dz \gamma^\mu D_{\mu\nu}(x, z) \Phi^\lambda(z) \quad (46)$$

This is just a QED tadpole because K and D which were defined in (5) and (45) respectively are the simple propagators of QED (not "propagators in external field"). So the (46) is actually zero [11]. If we used any other renormalization condition for which tadpoles are not equal to zero then in the renormalized Lagrangian (1) we would have terms of A_μ in the first power and consequently there would be non-vanishing terms of Φ in the first power in (35) and (44).

After formal integration in (44) we will have the result for Γ_1

$$\Gamma_1 = -i \text{Tr} \ln F - i \int dx dy 2e^2 K(x, y) \int dz \gamma^\alpha D_{\alpha\beta}(x, z) \Phi^\beta(z) (\ln F)_{y,x} \quad (47)$$

where

$$F = 1 + 2e^2 K(x, y) \int dz \gamma^\mu D_{\mu\nu}(x, z) \Phi^\nu(z). \quad (48)$$

Now we can formulate the graph rules for our composite field. The equation of (47) defines the (non-local) vertexes that describe the interactions of composite field. As usual, we define the n -point vertex G_i as following

$$\Gamma_1 = \sum_i G_i \Phi^i \quad (49)$$

$$G_i = \left. \frac{1}{n!} \frac{\delta \Gamma_1}{\delta \Phi^i} \right|_{\Phi=0} \quad (50)$$

An example (3-point vertex) is given in Fig.2. The propagator of the composite field (43) and the vertexes defined in (47) - (50) are the elements of graph technic. The expansion of Γ over \hbar is no more an expansion on loops maden of propagators of composite field because our vertexes derived from (47) already have \hbar in the first power. For instance, the graph in Fig.3 which has one loop, maden of the propagator of composite field, has the order of \hbar^3 . It can be easily seen after transformations given in Fig.3. Further, the transformations given in Fig.4 show that we can

always limit ourselves with the vertexes of the first order like that given in Pic.2, because all the vertexes of higher orders can be re-written in terms of vertexes given in (50) and the propagator (43). Thus, the order of a graph on \hbar is equal the number of loops of propagator (43) plus the number of vertexes G_i .

We have formulated all the graph rules in terms of propagator and vertexes of the local composite field and excluded all the elements of ordinary fields. It will allow us to calculate the 1PI (in sense of the local composite field) part of the effective action of the order of 2. The matter is, that as was shown in [1] equations for the effective action can contain also one-particle reducible contributions (which is not the case for ordinary fields). If our graph contained elements of both composite and ordinary fields it would be difficult to analyse the one-particle irreducibility.

We will calculate Γ_2 through the direct summing the 1PI (in sense of the local composite field) graphs. Accordingly to our rule of calculating of order of \hbar only graphs shown in Fig.5 can have the second order on \hbar . Graphs (a) are reducible on propagator (43). Thus we have

$$\Gamma_2 = \sum_{N=2}^{\infty} \Delta(C^{(N)}G_N\Phi^{N-2}) \quad (51)$$

$C^{(N)}$ is a symmetry factor that defines the number of possible ways to shorten the pairs of ends in an N -point non-local vertex:

$$C^{(N)} = \frac{N!}{2!(N-2)!} = \frac{1}{2}N(N-1). \quad (52)$$

Remembering (50) we have for Γ_2

$$\Gamma_2 = \frac{1}{2}\Delta_{xy}\frac{\delta^2}{\delta\Phi_x\delta\Phi_y}\sum_{N=0}^{\infty}G_N\Phi^N = \frac{1}{2}\Delta_{xy}\frac{\delta^2}{\delta\Phi_x\delta\Phi_y}\Gamma_1. \quad (53)$$

This result is the 1PI (in the sense of propagator of local composite field) part of the effective action of the EM current of QED. It can be easily seen after substitution (53) in (35) that (33) does not represent solution of the corresponding part of (35), i.e. the Legendre transformation (19) does not lead to 1PI (in the sense of composite field) generating functional.

Therefore we have proved by direct calculations the statement of the work [1] (see above).

In order to return to the common graph technic we should transform the graphs in Fig.5 the same way as it was done in Fig.3.

References

- [1] Lavrov P 1990 *Teor.math.phys.* **82** p 402.
- [2] Jackiw R 1974 *Phys.Rev* **D9** p 1686.
- [3] Cornwall J M, Jackiw R and Tomboulis E 1974 *Phys.Rev.* **D10** p 2428.
- [4] Kushnir V A, Miransky B A 1989 *Yad. Fizika* **50** p 542
- [5] Miransky V A 1993 *Int. J.Mod.Phys.* **A8** p135
- [6] Yokojima S 1995 *Phys.Rev.* **D51** p 2996.
- [7] Iliopoulos J, Itzikson C and Martin A 1975 *Rev.Mod.Phys.* **47** p 165.
- [8] DeWitt B S 1965 *Dynamical Theory of Groups and Fields* (NY: Gordon and Breach).
- [9] Faizullaev B A and Musakhanov M M 1995 *Ann.of Phys.* **241** p 394;
Faizullaev B A, Galkin D V and Garnov S A 1996 *Talk at 10 Int. Conf. On Problems in QFT, Alushta, 13-18 May* .
- [10] Landau and Lifshitz 1989 *Course of Theoretical Physics vol IV* (Moscow: Nauka).
- [11] Vasiliev A N 1980 *Functional methods in QFT and statistics* (Leningrad: University Press)

$$\Delta = \frac{1}{\text{diagram}} = \text{diagram}$$

The diagram shows a mathematical identity. On the left, the symbol Δ is followed by an equals sign, then a fraction. The numerator of the fraction is the number 1. The denominator is a diagram consisting of two vertices connected by two arcs: one arc is above the other, forming a loop. This is followed by another equals sign, and then a diagram consisting of two parallel horizontal lines.

Fig.1

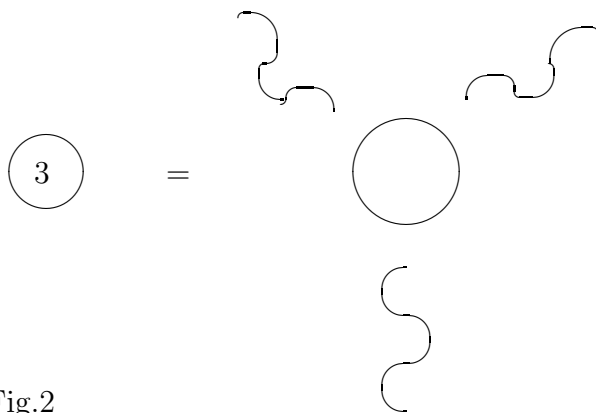


Fig.2

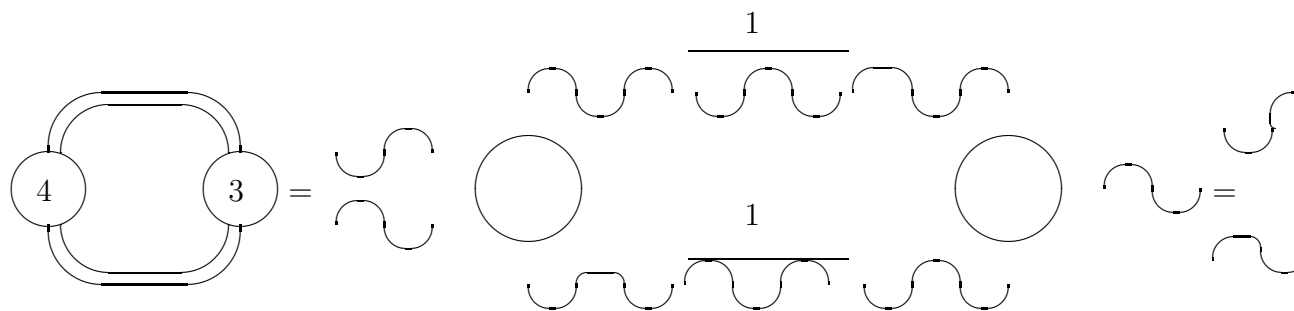


Fig.3

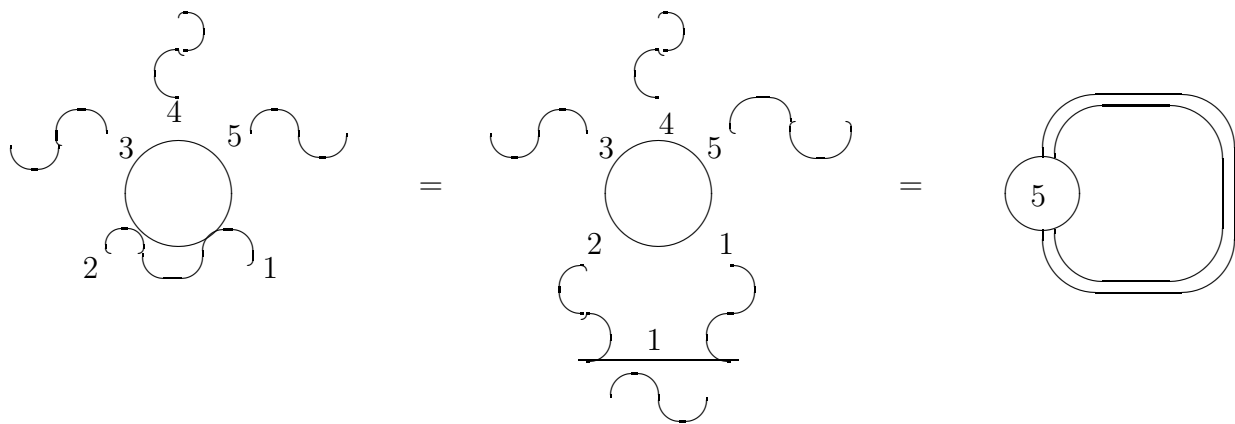
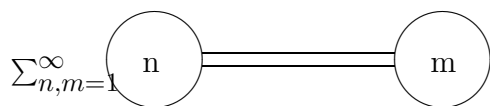
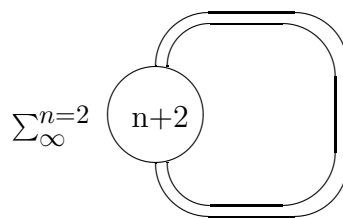


Fig.4



(a)



(b)

Fig.5