

Quantum Invariant of 3-Manifolds and Poincaré Conjecture

Sze Kui Ng

Department of Mathematics, Hong Kong Baptist University, Hong Kong

Abstract

In this paper we propose a new quantum gauge model. From this gauge model we derive quantum invariants of 3-manifolds. We show that these invariants classify closed (orientable and connected) 3-manifolds. From this classification we then prove the Poincaré conjecture.

Mathematics Subject Classification: 57M27, 51P05, 81T10, 81T40.

1 Introduction

In 1989 Witten derived the Jones polynomial from quantum field theory based on the Chern-Simon Lagrangian [1][2]. Inspired by Witten's work in this paper we shall derive knot invariant from a quantum gauge model of electrodynamics and its nonabelian generalization. From our approach we shall first derive the HOMFLY and the Jones polynomial and then we derive a new knot invariant. The relation between this new invariant and the HOMFLY polynomial can be described as follows. From our quantum gauge model we derive a conformal field theory which includes the Kac-Moody algebra and the Knizhnik-Zamolodchikov equation. Here as a difference from the usual conformal field theory we can derive two Knizhnik-Zamolodchikov (KZ) equations which are inversely dual to each other. These two KZ equations are equations for the product of n Wilson lines $W(z, z')$ which are defined by the gauge model. It is well known that the Jones polynomial can be derived by using the KZ equation. This derivation of the Jones polynomial from the KZ equation is based on the braid group representation derived from the KZ equation [4][3][5][2]. From our approach which is based on the two KZ equations we have a direct way to derive the skein relation of the HOMFLY polynomial. In this derivation we represent the uppercrossing, zero crossing and undercrossing of two pieces of curves by the products of two Wilson lines $W(z_1, z_2)$ and $W(z_3, z_4)$ which represent these two pieces of curves. Then by introducing the generalized Wilson loop which is formed by Wilson lines and represents a knot diagram we can derive the new knot and link invariant.

We show that these invariants give a classification of knots and links. From these link invariants we then derive invariants of closed 3-manifolds. We show that these invariants of closed 3-manifolds give a classification of closed (orientable and connected) manifolds. From this classification we then prove the Poincaré conjecture.

This paper is organized as follows. In section 2 we give a brief description of a quantum gauge model of electrodynamics and its nonabelian generalization. In this paper we shall consider a nonabelian generalization with a $SU(2) \otimes U(1)$ gauge symmetry. With this quantum model we introduce the trace of a Wilson loop which will be a knot invariant of the unknot. This trace of Wilson loop will later be generalized to be knot invariants of nontrivial knots and links. To investigate the properties of the Wilson loop in section 4 we derive a chiral symmetry from the gauge symmetry of this quantum model. From this chiral symmetry in section 5, section 6 we derive a conformal field theory which includes the affine Kac-Moody algebra and the Knizhnik-Zamolodchikov equation. A main point of our theory on the KZ equation is that we can derive two KZ equations which are inversely dual to each other. From these two KZ equations we derive a quantum group structure for the Wilson lines where the R -matrix is the monodromy of the KZ equation. By representing the crossing of two pieces of curves cut from a knot with the crossing of two Wilson lines from these two KZ equation in section 8 we derive the skein relation for the HOMFLY polynomial. From the observation that a knot diagram can be regarded as a circling

finite sequence of crossings of two pieces of curves cut from the knot diagram where the ordering of the crossings is from the orientation of the knot diagram we construct the generalized Wilson loop which is formed as a sequence of crossings of Wilson lines representing the crossings of the knot diagram where the ordering of these crossings is the same as the ordering of the crossings of the knot diagram. In this way we show in section 10 that this generalized Wilson loop faithfully represents a knot diagram in the sense that if two knot diagrams have the same generalized Wilson loop then these two knot diagrams must be equivalent. In section 9 we define the trace of a generalized Wilson loop as the new knot invariant and give some computations of this invariant. By using the result that a knot diagram is faithfully represented by its generalized Wilson loop we show that this new knot invariant classifies knots. In section 11 we extend the new invariant to the case of links and we compute these new link invariants for some examples of links. Then in section 12 with the new knot invariant we give a classification table of knots which is formed by using the power index m which comes from the new knot invariant of the form $Tr R^{-m} W(z, z)$ where $W(z, z)$ denotes a Wilson loop and R is the braiding matrix and is the monodromy of the two KZ equations. In this classification table we have that prime knots are classified by prime integer m and nonprime knots are classified by nonprime integer m . In section 13 we give more computations to verify this knot table. In section 14 we give a classification of links. In section 15 we construct a new invariant of 3-manifolds and we show that this invariant classifies 3-manifolds. Then in section 16 we use this classification to prove the Poincaré conjecture. In section 17 we give examples of the new invariant of closed 3-manifolds.

2 A Quantum Gauge Model

To begin our derivation of knot invariants let us first construct a quantum model which is a mathematically well defined measure space, as follows. In probability theory we have the Wiener measure ν which is a measure on the space $C[t_0, t_1]$ of continuous functions [7]. This positive probability measure is a well defined mathematical theory for the Brownian motion and it may be symbolically written in the following form:

$$d\nu = e^{-L_0} dx \quad (1)$$

where $L_0 := \frac{1}{2} \int_{t_0}^{t_1} \left(\frac{dx}{dt} \right)^2 dt$ is the energy integral of the Brownian particle and $dx = \frac{1}{N} \prod_t dx(t)$ is symbolically a product of Lebesgue measures $dx(t)$ and N is a normalized constant. This Wiener measure may be generalized to a n dimensional Wiener measure. Once the Wiener measure is well defined we can then define other measures on $C[t_0, t_1]$ which is absolutely continuous with respect to the Wiener measure as follows [7]. Let a potential term $\frac{1}{2} \int_{t_0}^{t_1} V dt$ be added to L_0 . Then we have a measure ν_1 on $C[t_0, t_1]$ defined by:

$$d\nu_1 = e^{-\frac{1}{2} \int_{t_0}^{t_1} V dt} d\nu \quad (2)$$

Under some condition on V we have that ν_1 is well defined on $C[t_0, t_1]$ and is absolutely continuous with respect to the Wiener measure. Let us call this method of constructing measures as the method of Feymann-Kac formula [7].

Let us then follow this method to construct a measure for a quantum model of electrodynamics, as follows. Similar to the Wiener measure we construct a measure for a quantum model of electrodynamics from the following energy integral:

$$\frac{1}{2} \int_{s_0}^{s_1} \left[\frac{1}{2} \left(\frac{dA_1}{ds} - \frac{dA_2}{ds} \right)^* \left(\frac{dA_1}{ds} - \frac{dA_2}{ds} \right) + \sum_{i=1}^2 \left(\frac{dz^*}{ds} + ieA_i z^* \right) \left(\frac{dz}{ds} - ieA_i z \right) \right] ds \quad (3)$$

where s denotes the proper time in relativity and e denotes the electric charge. The complex variables z represent an electron and the complex variables A_1 and A_2 represent two photons (Here we allow A_1 and A_2 to be complex valued).

The integral (3) has the following gauge symmetry:

$$\begin{aligned} z'(s) &:= z(s)e^{iea(s)} \\ z'^*(s) &:= z(s)^*e^{-iea(s)} \\ A'_i(s) &:= A_i(s) + \frac{da}{ds} \quad i = 1, 2 \end{aligned} \quad (4)$$

where $a(s)$ is a complex valued function.

We remark that a feature of (3) is that it is not formulated with the four-dimensional space-time but is formulated with the one dimensional proper time. This one dimensional nature let this measure avoid the usual ultraviolet divergence difficulty of quantum fields and let this measure be mathematically well defined. We refer to [6] for the physical motivation of this quantum model.

We can generalize this gauge model with $U(1)$ gauge symmetry to nonabelian gauge models. As an illustration let us consider $SU(2) \otimes U(1)$ gauge symmetry where $SU(2) \otimes U(1)$ denotes the direct product of the groups $SU(2)$ and $U(1)$ (We have $SU(2) \otimes U(1) = U(1) \otimes SU(2)$). Similar to (3) we consider the following energy integral:

$$L := \frac{1}{2} \int_{s_0}^{s_1} [\frac{1}{2} Tr(D_1 A_2 - D_2 A_1)^* (D_1 A_2 - D_2 A_1) + (D_1^* Z^*)(D_1 Z) + (D_2^* Z^*)(D_2 Z)] ds \quad (5)$$

where $Z = (z_1, z_2)^T$ is a two dimensional complex vector; $A_j = \sum_{k=0}^3 A_j^k t^k$ ($j = 1, 2$) where A_j^k denotes a component of a gauge field A^k ; t^k denotes a generator of $SU(2) \otimes U(1)$; and $D_j = \frac{1}{r(s)} \frac{d}{ds} - igA_j$, $D_j^* = \frac{1}{r(s)} \frac{d}{ds} + igA_j^*$, ($j = 1, 2$) where g denotes the charge of interaction and $r(s) \neq 0$ is a continuous function on $[s_0, s_1]$. We shall later choose this function r for deriving knot invariant.

From (5) we can develop a nonabelian gauge model as similar to that for the above abelian gauge model. We have that (5) is invariant under the following gauge transformation:

$$\begin{aligned} Z'(s) &:= U(a(s))Z(s) \\ Z'^*(s) &:= Z(s)^*U^{-1}(a(s)) \\ A'_j(s) &:= \frac{1}{r(s)}U(a(s))A_j(s)U^{-1}(a(s)) + U(a(s))\frac{dU^{-1}}{ds}(a(s)), j = 1, 2 \end{aligned} \quad (6)$$

where $U(a(s)) = e^{-a(s)}$ and $a(s) = \sum_k a^k(s)t^k$. We shall mainly consider the case that a is a function of the form $a(s) = \omega(z(s))$ where ω and z are analytic functions.

The above models are positive measures on the Banach spaces of continuous functions on the one dimensional interval $[s_0, s_1]$. The full quantum models are based on these positive measure models with s replaced by $(\beta + ih)s$ where the constants $\beta, h > 0$ and h denotes the Planck constant. However for our purpose of deriving knot invariants we shall not need these full quantum models and we shall always restrict to the above positive measures which will be mathematically well defined.

We remark that since the above model is a gauge model with a gauge invariance the corresponding measure is degenerate and we need to fix a gauge to let this measure be nondegenerate as similar to the Wiener measure. The idea of gauge fixing for a gauge model is well known [12]. A gauge model may have various gauge fixing condition. As an example we have that the Maxwell equation is a gauge model for electrodynamics. It has various gauge fixing conditions such as the Lorentz gauge condition, the Feynman gauge condition, etc. We shall later adopt a gauge fixing condition for the above gauge model.

With a gauge fixing condition we shall have that the measures constructed by (3) and (5) become nondegenerate as analogous to the Wiener measure. Before adopting a gauge fixing condition to this gauge model let us first introduce a term

$$\frac{\epsilon}{2} Tr \left(\frac{dA_1}{ds} \right)^* \left(\frac{dA_1}{ds} \right) \quad (7)$$

to the L in (5) where ϵ is a small positive number to let the measure of the above gauge model be nondegenerate. We then have the follow theorem.

Theorem 1 *The positive measure μ constructed by L with the infinitesimal term (7) and symbolically given by the following form*

$$d\mu = e^{-L} dA_1^* dA_1 dA_2^* dA_2 dZ^* dZ \quad (8)$$

is mathematically well defined on the space of continuous functions on the interval $[s_0, s_1]$ where for simplicity we use L again to denote L plus (7).

The proof of this theorem is basically the above method of Feymann-Kac formula. For simplicity let us omit the details of the proof.

3 Wilson Loop and Knot Invariant for the Unknot

In parallel to the approach of Witten on knot invariants [2] from the above quantum model we introduce the trace of a Wilson loop as a knot invariant. This Wilson loop will represents the unknot and it will later be generalized to represent nontrivial knots.

Definition. A Wilson loop $W_R(C)$ is defined by :

$$W_R(C) := W(z_0, z_1) := Pe^{\int_C A_i dx^i} \quad (9)$$

This definition is analogous to the usual Wilson loop [2] where C denotes a continuous closed curve which is of the following form:

$$C(s) = (x^1(z(s)), x^2(z(s))), \quad s' \leq s \leq s'' \quad (10)$$

where $s_0 \leq s' \leq s'' \leq s_1$ and $z(\cdot)$ is a continuously differentiable curve in the complex plane such that $z_0 := z(s') = z(s'') =: z_1$. This closed curve C is in a two dimensional plane (x^1, x^2) with complex coordinates x^1, x^2 which is dual to (A_1, A_2) . As usual the notation P in the definition of $W_R(C)$ denotes a path-ordered product and the subscript R denotes a representation of $SU(2) \otimes U(1)$ [8][9].

For the curve $C(s) = (x^1(z(s)), x^2(z(s)))$ to be nontrivial we suppose that

$$\frac{dx^1(z(s))}{ds} + \frac{dx^2(z(s))}{ds} \neq 0, \quad s' \leq s \leq s'' \quad (11)$$

Then we define a continuous function $r \neq 0$ on $[s_0, s_1]$ by

$$r(s) := \begin{cases} \frac{dx^1(z(s))}{ds} + \frac{dx^2(z(s))}{ds} & \text{for } s \in [s', s''] \\ \frac{dx^1(z(s'))}{ds} + \frac{dx^2(z(s'))}{ds} & \text{for } s \in [s_0, s'] \cup [s'', s_1] \end{cases} \quad (12)$$

Let us give some remarks on the above definition of Wilson loop, as follows.

1) We extend the definition of $W_R(C)$ to the case that C is not a closed curve with $z_0 \neq z_1$.
2) We use the notation $W(z_0, z_1)$ to mean that this Wilson loop is based on the curve $z(\cdot)$ in the complex plane which starts at z_0 and ends at z_1 . Thus this definition of $W(z_0, z_1)$ actually depends on the whole curve $z(\cdot)$. Here for convenience we only use the end points z_0 and z_1 of this curve to denote this Wilson loop.

3) When $z(\cdot)$ is not a closed loop we shall called $W(z_0, z_1)$ as a Wilson line.

4) We shall let a Wilson loop $W(z, z)$ to represent the unknot. Later we shall generalize this definition to represent nontrivial knots.

We first have the following theorem on $W(z_0, z_1)$:

Theorem 2 *The Wilson line $W(z_0, z_1)$ exists and has the following transition property:*

$$W(z_0, z_1) = W(z_0, z)W(z, z_1) \quad (13)$$

where $W(z_0, z_1)$ denotes the Wilson line of a curve $z(\cdot)$ which is with z_0 as the starting point and z_1 as the ending point and z is a point on $z(\cdot)$ between z_0 and z_1 .

Proof. We have that $W(z_0, z_1)$ is a limit (whenever exists) of ordered product of $e^{A_i \Delta x^i}$ and thus can be written in the following form:

$$W(z_0, z_1) = I + \int_{s'}^{s''} A_i(s) \frac{dx^i(z(s))}{ds} ds + \int_{s'}^{s''} [\int_{s'}^{s_1} A_i(s_1) \frac{dx^i(z(s_1))}{ds} ds_1] A_i(s_2) \frac{dx^i(z(s_2))}{ds} ds_2 + \dots \quad (14)$$

where $z(s') = z_0$ and $z(s'') = z_1$. Then since A_i are continuous on $[s', s'']$ and $x^i(z(\cdot))$ are continuously differentiable on $[s', s'']$ we have that the series in (14) is absolutely convergent. Thus the Wilson line $W(z_0, z_1)$ exists and is unique. Then since $W(z_0, z_1)$ is the limit of ordered product we can write $W(z_0, z_1)$ in the form $W(z_0, z)W(z, z_1)$ by deviding $z(\cdot)$ into two parts at z . This proves the theorem.

With the Wilson loop $W_R(C) = W(z, z)$ which will represent the unknot we shall show that the trace $Tr W_R(C)$ is a topological invariant of the unknot. This is equivalent to that the following correlation is a topological invariant of the unknot:

$$\langle Tr W_R(C) \rangle := \int dA_1^* dA_1 dA_2^* dA_2 dZ^* dZ e^{-L} Tr W_R(C) \quad (15)$$

where for simplicity we use the correlation expression $\langle Q \rangle$ of an operator Q to mean the matrix elements $\langle A_1(s_1), A_2(s_1), Z(s_1) | Q | A_1(s_0), A_2(s_0), Z(s_0) \rangle$ of Q .

This correlation expression of the invariant corresponds to the invariant in [2] which is a correlation based on the Chern-Simon Lagrangian. We shall always adopt the form $Tr W_R(C)$ of this invariant which is without the correlation expression. Our aim is to compute this knot invariant and its generalization to knot invariants of nontrivial knots which will be defined.

4 Chiral Symmetry

For a given curve $C(s) = (x^1(z(s)), x^2(z(s)))$, $s_2 \leq s \leq s_3$ which may not be a closed curve we define $W(z_0, z_1)$ by (9) where z_0 may not equal to z_1 . By following the usual approach of deriving a chiral symmetry from a gauge transformation of a gauge field we have the following chiral symmetry which is derived by applying an analytic gauge transformation with an analytic function ω for the transformation:

$$W(z_0, z_1) \mapsto U(\omega(z_1))W(z_0, z_1)U^{-1}(\omega(z_0)) \quad (16)$$

This chiral symmetry is analogous to the chiral symmetry of the usual nonabelian gauge theory where U denotes an element of $SU(2) \otimes U(1)$ [8]. We have the following theorem.

Theorem 3 *The chiral symmetry (16) holds.*

Proof. Let us prove this symmetry as follows. Let $U(s) := U(\omega(z(s)))$. Following Kauffman [8] we have

$$\begin{aligned} & U(s+ds)(1+dx^\mu A_\mu)U^{-1}(s) \\ &= U(s+ds)U^{-1}(s) + dx^\mu U(s+\Delta s)A_\mu U^{-1}(s) \\ &= 1 + \frac{dU}{ds}(s)U^{-1}(s)ds + dx^\mu U(s+ds)A_\mu U^{-1}(s) \\ &\approx 1 + \frac{dU}{ds}(s)U^{-1}(s)ds + dx^\mu U(s)A_\mu U^{-1}(s) \\ &=: 1 + \frac{1}{r(s)} \frac{dU}{ds}(s)U^{-1}(s)[(\frac{dx^1}{ds} + \frac{dx^2}{ds})ds] + U(s)[\frac{dx^1}{ds}A_1 + \frac{dx^2}{ds}A_2]U^{-1}(s)ds \\ &=: 1 + \sum_{\mu=1}^2 \frac{dx^\mu}{ds} [\frac{1}{r(s)} \frac{dU}{ds}(s)U^{-1}(s) + U(s)A_\mu U^{-1}(s)]ds \\ &=: 1 + dx^\mu A'_\mu \end{aligned} \quad (17)$$

where

$$A'_\mu := \frac{1}{r(s)} \frac{dU}{ds}(s)U^{-1}(s) + U(s)A_\mu U^{-1}(s) \quad (18)$$

From (17) we have that (16) holds since (16) is the limit of ordered product in which the left-side factor $U(s_i + ds_i)$ in (17) with $s_i = s$ is canceled with the right-side factor $U^{-1}(s_{i+1})$ of (17) where $s_{i+1} = s_i + ds_i$ with $s_{i+1} = s$. This proves the theorem.

As analogous to the chiral symmetry of the WZW model in conformal field theory [13] from the above chiral symmetry we have the following formulas for the variations $\delta_\omega W$ and $\delta_{\omega'} W$ with respect to the chiral symmetry:

$$\delta_\omega W(z, z') = W(z, z')\omega(z) \quad (19)$$

and

$$\delta_{\omega'} W(z, z') = -\omega'(z')W(z, z') \quad (20)$$

where z and z' are independent variables and $\omega'(z') = \omega(z)$ when $z' = z$. In (19) the variation is with respect to the z variable while in (20) the variation is with respect to the z' variable. This two-side-variations when $z \neq z'$ can be derived as follows. For the left variation we may let ω be analytic in a neighborhood of z and continuous differentiably extended to a neighborhood of z' such that $\omega(z') = 0$ in this neighborhood of z' . Then from (16) we have that (19) holds. Similarly we may let ω' be analytic in a neighborhood of z' and continuous differentiably extended to a neighborhood of z such that $\omega'(z) = 0$ in this neighborhood of z . Then we have that (20) holds.

5 Affine Kac-Moody Algebra

In this section we shall derive a quantum loop algebra (or the affine Kac-Moody algebra) structure from the Wilson loop $W(z, z)$. To this end let us first consider the classical case. Since $W(z, z') \in SU(2) \otimes U(1)$ we have that the mapping $z \rightarrow W(z, z')$ (We set $z' = z$) has a loop group structure [10][11]. For a loop group we have the following generators:

$$J_n^a = t^a z^n \quad n = 0, \pm 1, \pm 2, \dots \quad (21)$$

These generators satisfy the following algebra:

$$[J_m^a, J_n^b] = if_{abc} J_{m+n}^c \quad (22)$$

This is the loop algebra. Let us then introduce the following generating function J :

$$J(w) = \sum_a J^a(w) = \sum_a j^a(w) t^a \quad (23)$$

where we define

$$J^a(w) = j^a(w) t^a := \sum_{n=-\infty}^{\infty} J_n^a(z) (w - z)^{-n-1} \quad (24)$$

From J we have

$$J_n^a = \frac{1}{2\pi i} \oint_z dw (w - z)^n J^a(w) \quad (25)$$

where \oint_z denotes a closed contour integral with center z . This formula can be interpreted as that J is the generator of the loop group and that J_n^a is the directional generator in the direction $\omega^a(w) = (w - z)^n$. We may generalize (25) to the following directional generator:

$$\frac{1}{2\pi i} \oint_z dw \omega(w) J(w) \quad (26)$$

where the analytic function $\omega(w) = \sum_a \omega^a(w) t^a$ is regarded as a direction and we define

$$\omega(w) J(w) := \sum_a \omega^a(w) J^a \quad (27)$$

Then since $W(z, z) \in SU(2) \otimes U(1)$, from the variational formula (26) for the loop algebra of the loop group of $SU(2) \otimes U(1)$ we have that the variation of $W(z, z)$ in the direction $\omega(w)$ is given by

$$W(z, z) \frac{1}{2\pi i} \oint_z dw \omega(w) J(w) \quad (28)$$

Now let us consider the quantum case which is based on the quantum gauge model in section 2. For this quantum case we shall choose a quantum generator J which is analogous to the J in (23). Let us consider the following correlation which is a functional integration:

$$\langle W(z, z)A(z) \rangle := \int dA_1^* dA_1 dA_2^* dA_2 dZ^* dZ e^{-L} W(z, z)A(z) \quad (29)$$

where $A(z)$ denotes a field from the quantum gauge model. This integral is mathematically well defined as an integral on a measure space with a positive measure μ as described in section 2.

Let us do a calculus of variation on this integral to derive a variational equation by applying a gauge transformation on (29) as follows (We remark that such variational equations are usually called the Ward identity in the physics literature).

Let (A_1, A_2, Z) be regarded as a coordinate system of the integral (29). Under a gauge transformation (regarded as a change of coordinate) this coordinate is changed to another coordinate denoted by (A'_1, A'_2, Z') . As similar to the usual change of variable for integration we have that the integral (29) is unchanged under a change of variable and we have the following equality:

$$\begin{aligned} & \int dA_1'^* dA_1' dA_2'^* dA_2' dZ'^* dZ' e^{-L'} W'(z, z)A'(z) \\ &= \int dA_1^* dA_1 dA_2^* dA_2 dZ^* dZ e^{-L} W(z, z)A(z) \end{aligned} \quad (30)$$

where $W'(z, z)$ denotes the Wilson loop based on A'_1 and A'_2 and similarly $A'(z)$ denotes the field obtained from $A(z)$ with (A_1, A_2, Z) replaced by (A'_1, A'_2, Z') .

Then it can be shown that the differential is unchanged under a gauge transformation [12]:

$$dA_1'^* dA_1' dA_2'^* dA_2' dZ'^* dZ' = dA_1^* dA_1 dA_2^* dA_2 dZ^* dZ \quad (31)$$

Also by the gauge invariance property the factor e^{-L} is unchanged under a gauge transformation (except that the infinitesimal term is changed which will be set to be zero after a gauge fixing condition is chosen which will let the integral be well defined when this infinitesimal term is set to be zero). Thus from (30) we have

$$0 = \langle W'(z, z)A'(z) \rangle - \langle W(z, z)A(z) \rangle \quad (32)$$

where the correlation notation $\langle \rangle$ denotes the integral with respect to the differential

$$e^{-L} dA_1^* dA_1 dA_2^* dA_2 dZ^* dZ \quad (33)$$

We can now carry out the calculus of variation. From the gauge transformation we have the formula $W'(z, z) = U(\omega(z)W(z, z)U^{-1}(\omega(z)))$ where the function ω corresponds to the gauge transformation such that if $\omega = 0$ then $W'(z, z) = W(z, z)$ and this gauge transformation gives no effects on $W(z, z)$. Thus this gauge transformation gives a variation of $W(z, z)$ with the function ω as the variational direction ω in the variational formulas (26) and (28). Thus analogous to the variational formula (28) we have that the variation of $W(z, z)$ under this gauge transformation is given by

$$W(z, z) \frac{1}{2\pi i} \oint_z d\omega \omega(w) J(w) \quad (34)$$

where the generator J for this variation is to be specified. This J will be a quantum generator which generalizes the classical generator J in (28).

Thus under a gauge transformation from (32) we have the following variational equation:

$$0 = \langle W(z, z)[\delta_\omega A(z) + \frac{1}{2\pi i} \oint_z d\omega \omega(w) J(w)A(z)] \rangle \quad (35)$$

where $\delta_\omega A(z)$ denotes the variation of the field $A(z)$ in the direction ω . From this equation and the definition of the correlation $\langle \rangle$ we have the following equation:

$$W(z, z)[\delta_\omega A(z) + \frac{1}{2\pi i} \oint_z d\omega \omega(w) J(w)A(z)] = 0 \quad (36)$$

From this we have the following variational equation:

$$\delta_\omega A(z) = \frac{-1}{2\pi i} \oint_z d\omega(w) J(w) A(z) \quad (37)$$

This completes the calculus of variation.

Let us now determine the generator J in (37). As analogous to the WZW model in conformal field theory [15] [13] let us consider a J given by

$$J(z) := -kW^{-1}(z, z') \partial_z W(z, z') \quad (38)$$

where we set $z' = z$ after the differentiation with respect to z ; $k > 0$ is a constant to be fixed and the minus sign is chosen by convention. In the WZW model [15][13] the J of the form (38) is the generator of the chiral symmetry of the WZW model. Since $W(z, z')$ is a holomorphic function of z taking operator values in the loop group of $SU(2)$ which is with generators t^a we can write the J in (38) in the following form:

$$J(w) = \sum_a J^a(w) = \sum_a j^a(w) t^a = \sum_a \sum_{n=-\infty}^{\infty} J_n^a (w - z)^{-n-1} \quad (39)$$

We see that the generators t^a of $SU(2)$ appear in this form of J and this form is completely analogous to the classical J in (23). This shows that this J is a possible candidate for the generator J in (37).

Here let us give a remark on the property of gauge field. Because of gauge invariance there is a freedom to choose a gauge for a gauge field and it is needed to fix a gauge for computation and for the gauge field to be well defined. Different gauge fixings will give equivalent physical interpretations [12]. As an example of such gauge fixing we may consider the Maxwell equation for the electromagnetic field which is a gauge field. To obtain computational results from the Maxwell equation we need to fix a gauge by adding gauge conditions to the Maxwell equation such as the Lorentz gauge condition, the Coulomb gauge condition, e.t.c..

Let us then consider again the J in (38) and the Wilson loop $W(z, z)$. Since $W(z, z)$ is constructed with a gauge field we need to have a gauge fixing for the computations related to $W(z, z)$. Then since the J in (38) is constructed from $W(z, z)$ we have that in choosing this J as the generator J in (37) we have indirectly added a condition for the gauge fixing. We remark that in choosing this J in (38) we have also fixed the constant k in (38) as part of the gauge fixing condition. To see more clearly that the choice of this J as the generator J in (37) is a gauge condition let us consider some special cases of choosing gauges as follows.

Let us consider two special choices of gauges: $A_2 = 2A_1$ and $A_2 = 5A_1$. For these two choices of gauges in the definition of $W(z, z)$ with $x^1 = x^2$ we have

$$\int_C A_1 dx^1 + A_2 dx^2 = p \int_C A_1 dx^1 \quad (40)$$

where $p = 3, 6$ for the two cases respectively.

Now let us denote the $W(z, z)$ with the gauge conditions $A_2 = 2A_1, A_2 = 5A_1$ by $W_1(z, z)$ and $W_2(z, z)$ respectively. Let us consider two generators given by $J_1 = -W_1^{-1}(z, z') \partial_z W_1(z, z')$ and $J_2 = -W_2^{-1}(z, z') \partial_z W_2(z, z')$. From the definitions of J_1 and J_2 we have $J_2 = 2J_1$ and thus $J_2 \neq J_1$. From this we have the following conclusions: 1) Different choices of gauges can give different generators J in (37). 2) The choice of the constant k in (38) may correspond to a choice of gauge.

From these conclusions we see that the choice of the J in (38) as the generator J in (37) is a gauge condition. In this paper we shall always fix this gauge condition. With this gauge condition the construction of the quantum gauge model is then completed.

Now we want to show that this generator J in (38) can be uniquely solved and is given by the Kac-Moody algebra.

From (16) and (38) we have that the variation $\delta_\omega J$ of the generator J in (38) is given by [15][13]:

$$\delta_\omega J = [J, \omega] - k \partial_z \omega \quad (41)$$

From (37) and (41) we have that J satisfies the following relation of current algebra [15][13][14]:

$$J^a(w)J^b(z) = \frac{k\delta_{ab}}{(w-z)^2} + \sum_c if_{abc} \frac{J^c(z)}{(w-z)} \quad (42)$$

where as a convention the regular term of the product $J^a(w)J^b(z)$ is omitted. Then by following [13][14][15] from (42) and (39) and we can show that the J_n^a in (39) satisfy the following Kac-Moody algebra:

$$[J_m^a, J_n^b] = if_{abc} J_{m+n}^c + km\delta_{ab}\delta_{m+n,0} \quad (43)$$

where k is usually called the central extension or the level of the Kac-Moody algebra.

Let us then consider the other side of the chiral symmetry. Similar to the J in (38) we define a generator J' by:

$$J'(z') = k\partial_{z'} W(z, z') W^{-1}(z, z') \quad (44)$$

where after differentiation with respect to z' we set $z = z'$. We shall show that $J' = J$. Let us then consider the following correlation:

$$\langle A(z') W(z', z') \rangle := \int dA_1^* dA_1 dA_2^* dA_2 DZ^* DZ A(z') W(z', z') e^{-L} \quad (45)$$

By an approach similar to the above derivation of (37) we have the following variational equation:

$$\delta_{\omega'} A(z') = \frac{-1}{2\pi i} \oint_{z'} dw A(z') J'(w) \omega'(w) \quad (46)$$

where as a gauge fixing we choose the J' in (46) be the J' in (44). Then similar to (41) we also we have

$$\delta_{\omega'} J' = [J', \omega'] - k\partial_{z'} \omega' \quad (47)$$

Then from (46) and (47) we can derive the current algebra and the Kac-Moody algebra for J' which are of the same form of (42) and (43). Thus we have $J = J'$.

6 Dual Knizhnik-Zamolodchikov Equations

With the above current algebra J and the formula (37) we can now follow the usual approach in conformal field theory to derive the Knizhnik-Zamolodchikov equation for the product of primary fields in a conformal field theory [13][14]. In our case here we shall derive the Knizhnik-Zamolodchikov equation for the product of n Wilson lines $W(z, z')$. Here an important point is that from the two sides of $W(z, z')$ we can derive two Knizhnik-Zamolodchikov equations which are inversely dual to each other.

Let us first consider (19). From (37) and (19) we have

$$J^a(z) W(w, w') = \frac{-t^a W(w, w')}{z - w} \quad (48)$$

where as a convention the regular term of the product $J^a(z) W(w, w')$ is omitted.

Following [13] and [14] let us define an energy-momentum tensor $T(z)$ by

$$T(z) := \frac{1}{2(k+g)} \sum_a : J^a(z) J^a(z) : \quad (49)$$

where g is the dual Coxeter number of $SU(2)$ [13]. In (49) the symbol $: J^a(z) J^a(z) :$ denotes the normal ordering of the operator $J^a(z) J^a(z)$ which can be defined as follows [13][14]. Let a product of operators $A(z) B(w)$ be written in the following Laurent series form:

$$A(z) B(w) = \sum_{n=-n_0}^{\infty} a_n(w) (z - w)^n \quad (50)$$

The singular part of (50) is called the contraction of $A(z)B(w)$ and will be denoted by $\overline{A(z)B(w)}$. Then the term $a_0(w)$ is called the normal ordering of $A(z)B(w)$ and we denote $a_0(w)$ by $:A(w)B(w):$. These terms are originally from quantum field theory. We remark that in [13] the notation (AB) is used to generalize the original definition of $:AB:$ for products of free fields. Here for simplicity we shall always use the notation $:AB:$ to mean the normal ordering of AB . From this definition of normal ordering we have the following form of normal ordering [13]:

$$:A(w)B(w): = \frac{1}{2\pi i} \oint \frac{dz}{z-w} A(z)B(w) \quad (51)$$

This form can be checked by taking the contour integral on the Laurent series expansion of $A(z)B(w)$. Alternatively we may let (51) be the definition of normal ordering. We then define (49) by (51) with $A = B = J^a$.

The above definition of the energy-momentum tensor is called the Sugawara construction [13]. By following exactly the proof in [13] for the WZW model we can show that the appearing of the number g is a quantum effect and that the constant $\frac{1}{2(k+g)}$ let $T(z)$ be a genuine energy-momentum tensor. For this meaning of genuineness and for a easy reference let us present the proof as that in [13], as follows. First we have the following theorem.

Theorem 4 *The operator product $T(z)T(w)$ is given by the following formula:*

$$T(z)T(w) = \frac{c}{2(z-w)^4} + \frac{2T(w)}{(z-w)^2} + \frac{\partial T(w)}{(z-w)} \quad (52)$$

for some constant c where as a convention we omit the regular term of this product.

Proof. From the definition (51) of normal ordering we have the following formula which is an example of the Wick theorem:

$$\overline{J^a(z) : J^b J^b : (w)} = \frac{1}{2\pi i} \oint_w \frac{dx}{x-w} [\overline{J^a(z) J^b(x)} J^b(w) + J^a(x) \overline{J^a(z) J^b(w)}] \quad (53)$$

For simplicity we refer to [13] for the proof of this Wick theorem. Then we have that (53) is equal to

$$\begin{aligned} & \frac{1}{2\pi i} \oint_w \frac{dx}{x-w} \{ [\frac{k\delta_{ab}}{(z-x)^2} + \sum_c i f_{abc} \frac{J^c(x)}{(z-x)}] J^b(w) \\ & + J^b(x) [\frac{k\delta_{ab}}{(z-w)^2} + \sum_c i f_{abc} \frac{J^c(w)}{(z-w)}] \} \end{aligned} \quad (54)$$

where we have used the formula (42) for the product $J^a(z)J^b(x)$. By using the formula for the product $J^c(x)J^b(w)$ and $J^b(x)J^c(w)$ in (54) and by taking contour integrals we have that (54) is equal to:

$$\begin{aligned} & \frac{1}{2\pi i} \oint_w \frac{dx}{x-w} \{ [\frac{k\delta_{ab} J^b(w)}{(z-x)^2} + \\ & \sum_c i f_{abc} \left(\frac{k\delta_{cb}}{(x-w)^2} + \sum_d i f_{cbd} \frac{J^d(w)}{(x-w)} + :J^c J^b : (w) \right)] \\ & + [\frac{k\delta_{ab} J^b(w)}{(z-w)^2} + \sum_c i f_{abc} \frac{:J^b J^c : (w)}{(z-w)}] \} \end{aligned} \quad (55)$$

where the terms $:J^c J^b : (w)$ and $:J^b J^c : (w)$ are the first regular terms of the products $J^c(x)J^b(w)$ and $J^b(x)J^c(w)$ respectively. In (55) we have that the term $f_{abc}\delta_{cb} = 0$ by the antisymmetry of the structure constant f_{abc} . Then by summing over b to the term $\sum_c i f_{abc} \sum_d i f_{cbd}$ in (55) we have

$$\begin{aligned} \sum_b \sum_c i f_{abc} \sum_d i f_{cbd} &= \sum_d \sum_{b,c} i f_{abc} i f_{cbd} \\ &= - \sum_d \sum_{b,c} f_{abc} f_{cbd} \\ &=: \sum_d \sum_{b,c} (I^c)_{ab} (I^c)_{bd} \\ &= \sum_d \sum_c (I^c I^c)_{ad} \\ &=: \sum_d 2g \delta_{ad} \\ &= 2g \end{aligned} \quad (56)$$

where the matrices $(I^c)_{ab} = -if_{abc} = -if_{cab}$ generate the adjoint representation of $SU(2) \otimes U(1)$. We have that this adjoint representation is with Casimir operator $\sum_c (I^c I^c)$ and that g is the dual Coxeter number of $SU(2)$ and is equal to 2 since $f_{0ab} = 0$ for the matrix I^0 which is for the group $U(1)$. This g is regarded as a quantum effect since it is from a double contraction (We have that classical effect is from single contraction [13]).

Then in (55) we have that

$$\begin{aligned} & \sum_c f_{abc} : J^c J^b : (w) + \sum_c f_{abc} : J^b J^c : (w) \\ = & - \sum_c f_{acb} : J^c J^b : (w) + \sum_c f_{abc} : J^b J^c : (w) = 0 \end{aligned} \quad (57)$$

Thus from (55) we have

$$\overline{J^a(z) \sum_b : J^b J^b : (w)} = 2(k+g) \frac{J^a(w)}{(z-w)^2} \quad (58)$$

From this equation we then have

$$\begin{aligned} \overline{T(z) J^a(w)} &= \frac{1}{2(k+g)} \sum_b \overline{: J^b J^b : (z) J^a(w)} \\ &= \frac{1}{2(k+g)} J^a(w) \sum_b \overline{: J^b J^b : (z)} \\ &= \frac{J^a(z)}{(z-w)^2} \\ &= \frac{J^a(W)}{(z-w)^2} + \frac{\partial J^a(W)}{(z-w)} \end{aligned} \quad (59)$$

where the fourth equality is obtained by Taylor expansion of $J^a(z)$. We see that the coefficient of the term $\frac{\partial J^a(W)}{(z-w)}$ is 1. This means that with the coefficient $\frac{1}{2(k+g)}$ the operator $T(z)$ is a genuine energy-momentum tensor.

By using (59) and the Wick theorem we have the following formula:

$$\begin{aligned} & \overline{T(z) T(w)} \\ &= \frac{1}{2(k+g)} \frac{1}{2\pi i} \oint_w \frac{dx}{x-w} \sum_a \{ \overline{T(z) J^a(x) J^a(w)} + J^a(x) \overline{T(z) J^a(w)} \} \\ &= \frac{c}{2(z-w)^4} + \frac{2T(w)}{(z-w)^2} + \frac{\partial T(w)}{(z-w)} \end{aligned} \quad (60)$$

where $c = \frac{k\delta_{aa}}{k+g} = \frac{4k}{k+g}$. This proves the theorem.

From this theorem we then have the following Virasoro algebra of the mode expansion of $T(z)$ [13][14]:

Theorem 5 *Let us write $T(z)$ in the following Laurent series form:*

$$T(z) = \sum_{n=-\infty}^{\infty} (z-w)^{-n-2} L_n(w) \quad (61)$$

This means that the modes $L_n(w)$ are defined by

$$L_n(w) := \frac{1}{2\pi i} \oint_w dz (z-w)^{n+1} T(z) \quad (62)$$

Then we have that L_n form a Virasoro algebra:

$$[L_n, L_m] = (n-m)L_{n+m} + \frac{c}{12} n(n^2-1)\delta_{n+m,0} \quad (63)$$

Then we notice that when $n = 0$ and -1 the central term $\frac{c}{12}n(n^2 - 1)\delta_{n+m,0} = 0$ and that

$$[L_{-1}, L_0] = -L_{-1} \quad (64)$$

Thus L_0 and L_{-1} form a closed subalgebra and this is equal to the subalgebra of the classical Witt algebra which is a Virasoro algebra with $c = 0$. Thus we have that L_0 and L_{-1} are of the following form:

$$L_0 = \alpha z \frac{\partial}{\partial z}, \quad L_{-1} = \alpha \frac{\partial}{\partial z} \quad (65)$$

for some constant α .

Then from the following operator product of $T(z)$ with an operator $A(w)$:

$$T(z)A(w) = \sum_{n=-\infty}^{\infty} (z-w)^{-n-2} L_n A(w) \quad (66)$$

and from (59) we have that $L_{-1}J^a(w) = \partial J^a(w)$. Thus from (65) we have that $\alpha = 1$ and $L_{-1} = \frac{\partial}{\partial z}$. In particular we have

$$L_{-1}W(w, w') = \frac{\partial W(w, w')}{\partial w} \quad (67)$$

On the other hand as shown in [13] by using the Laurent series expansion of $J^a(z)$ in the section on Kac-Moody algebra we can compute the normal ordering $:J^a(z)J^a(z):$ from which we have the Laurent series expansion of $T(z)$ with L_{-1} given by [13]:

$$L_{-1} = \frac{1}{2(k+g)} \sum_a \left[\sum_{m \leq -1} J_m^a J_{-1-m}^a + \sum_{m \geq 0} J_{-1-m}^a J_m^a \right] \quad (68)$$

where since J_m^a and J_{-1-m}^a commute each other the ordering of them is irrelevant.

From (68) we then have

$$\begin{aligned} & L_{-1}W(w, w') \\ &= \frac{1}{2(k+g)} \sum_a \left[\sum_{m \leq -1} J_m^a(w) J_{-1-m}^a(w) + \sum_{m \geq 0} J_{-1-m}^a(w) J_m^a(w) \right] W(w, w') \\ &= \frac{1}{(k+g)} J_{-1}^a(w) J_0^a(w) W(w, w') \end{aligned} \quad (69)$$

since $J_m^a W(w, w') = 0$ for $m > 0$.

It follows from (67) and (69) that we have the following equality:

$$\partial_w W(w, w') = \frac{1}{(k+g)} J_{-1}^a(w) J_0^a(w) W(w, w') \quad (70)$$

Then from (48) we have

$$J_0^a(w) W(w, w') = -t^a W(w, w') \quad (71)$$

From (70) and (71) we then have

$$\partial_z W(z, z') = \frac{-1}{k+g} J_{-1}^a(z) t^a W(z, z') \quad (72)$$

Now let us consider a product of n Wilson lines: $W(z_1, z'_1) \cdots W(z_n, z'_n)$. Let this product be represented as a tensor product when z_i and z'_j , $i, j = 1, \dots, n$ are all independent variables. Then from (72) we have

$$\begin{aligned} & \partial_{z_i} W(z_1, z'_1) \cdots W(z_i, z'_i) \cdots W(z_n, z'_n) \\ &= \frac{-1}{k+g} W(z_1, z'_1) \cdots J_{-1}^a(z_i) t^a W(z_i, z'_i) \cdots W(z_n, z'_n) \\ &= \frac{-1}{k+g} J_{-1}^a(z_i) t^a W(z_1, z'_1) \cdots W(z_i, z'_i) \cdots W(z_n, z'_n) \end{aligned} \quad (73)$$

where the second equality is from the definition of tensor product for which we define

$$t^a W(z_1, z'_1) \cdots W(z_i, z'_i) \cdots W(z_n, z'_n) := W(z_1, z'_1) \cdots [t^a W(z_i, z'_i)] \cdots W(z_n, z'_n) \quad (74)$$

With this formula (73) we can now follow [13] and [14] to derive the Knizhnik-Zamolodchikov equation. For a easy reference let us present this derivation in [13] and [14] as follows. From the Laurent series of J^a we have

$$J_{-1}^a(z_i) = \frac{1}{2\pi i} \oint_{z_i} \frac{dz}{z - z_i} J^a(z) \quad (75)$$

where the line integral is on a contour encircling z_i . We also let this contour encircles all other z_j so that the effects from Wilson lines $W(z_j, z'_j)$ for $j = 1, \dots, n$ will all be counted. Then we have

$$\begin{aligned} & J(-1)^a(z_i) W(z_1, z'_1) \cdots W(z_n, z'_n) \\ &= \frac{1}{2\pi i} \oint_{z_i} \frac{dz}{z - z_i} J^a(z) W(z_1, z'_1) \cdots W(z_n, z'_n) \\ &= \frac{1}{2\pi i} \oint_{z_i} \frac{dz}{z - z_i} \sum_{j=1}^n W(z_1, z'_1) \cdots \left[\frac{-t^a}{z - z_j} W(z_j, z'_j) \right] \cdots W(z_n, z'_n) \end{aligned} \quad (76)$$

where the second equality is from the JW product formula (48). Then by a deformation of the contour integral in (76) into a sum of n contour integrals such that each contour integral encircles one and only one z_j we have that (76) is equal to

$$\begin{aligned} & \sum_{j=1}^n \frac{1}{2\pi i} \oint_{z_j} \frac{dz}{z - z_i} \sum_{k=1}^n W(z_1, z'_1) \cdots \left[\frac{-t^a}{z - z_k} W(z_k, z'_k) \right] \cdots W(z_n, z'_n) \\ &= \sum_{j=1, j \neq i}^n \frac{1}{z_j - z_i} W(z_1, z'_1) \cdots [-t^a W(z_j, z'_j)] \cdots W(z_n, z'_n) \\ &= \sum_{j=1, j \neq i}^n \frac{t_j^a}{z_i - z_j} W(z_1, z'_1) \cdots W(z_n, z'_n) \end{aligned} \quad (77)$$

where for the second equality we have used the definition of tensor product. From (77) and by applying (73) to z_i for $i = 1, \dots, n$ we have the following Knizhnik-Zamolodchikov equation [13] [14]:

$$\partial_{z_i} W(z_1, z'_1) \cdots W(z_n, z'_n) = \frac{-1}{k+g} \sum_{j \neq i}^n \frac{\sum_a t_i^a \otimes t_j^a}{z_i - z_j} W(z_1, z'_1) \cdots W(z_n, z'_n) \quad (78)$$

for $i = 1, \dots, n$. We remark that in (78) we have defined $t_i^a := t^a$ and

$$\begin{aligned} & t_i^a \otimes t_j^a W(z_1, z'_1) \cdots W(z_n, z'_n) \\ &:= W(z_1, z'_1) \cdots [t^a W(z_i, z'_i)] \cdots [t^a W(z_j, z'_j)] \cdots W(z_n, z'_n) \end{aligned} \quad (79)$$

We remark that by taking the correlation on the product $W(z_1, z'_1) \cdots W(z_n, z'_n)$ we get the usual Knizhnik-Zamolodchikov equation.

It is interesting and important that we also have another Knizhnik-Zamolodchikov equation with respect to the z'_i variables. The derivation of this KZ equation is dual to the above derivation in that the operator products and their corresponding variables are with reverse order to that in the above derivation.

From (20) and (46) we have a WJ' operator product given by

$$W(w, w') J'^a(z') = \frac{-W(w, w') t^a}{w' - z'} \quad (80)$$

where we have omitted the regular term of the product. Then similar to the above derivation of the KZ equation from (80) we can then derive the following Knizhnik-Zamolodchikov equation which is dual to (78):

$$\partial_{z'_i} W(z_1, z'_1) \cdots W(z_n, z'_n) = \frac{-1}{k+g} \sum_{j \neq i}^n W(z_1, z'_1) \cdots W(z_n, z'_n) \frac{\sum_a t_i^a \otimes t_j^a}{z'_j - z'_i} \quad (81)$$

for $i = 1, \dots, n$ where we have defined:

$$\begin{aligned} & W(z_1, z'_1) \cdots W(z_n, z'_n) t_i^a \otimes t_j^a \\ &:= W(z_1, z'_1) \cdots [W(z_i, z'_i) t^a] \cdots [W(z_j, z'_j) t^a] \cdots W(z_n, z'_n) \end{aligned} \quad (82)$$

7 Solutions of the Knizhnik-Zamolodchikov equations

Let us consider the following product of two Wilson lines:

$$G(z_1, z_2, z_3, z_4) := W(z_1, z_2)W(z_3, z_4) \quad (83)$$

where the two Wilson lines $W(z_1, z_2)$ and $W(z_3, z_4)$ represent two pieces of curves starting at z_1 and z_3 and ending at z_2 and z_4 respectively.

We have that this product G satisfies the KZ equation for the variables z_1, z_3 and satisfies the dual KZ equation for the variables z_2 and z_4 . Then by solving the two-variables-KZ equation in (78) we have that a form of G is given by [17][?][5]

$$e^{-t \log[\pm(z_1 - z_3)]} C_1 \quad (84)$$

where $t := \frac{1}{k+g} \sum_a t^a \otimes t^a$ and C_1 denotes a constant matrix which is independent of the variable $z_1 - z_3$.

We see that G is a multivalued analytic function where the determination of the \pm sign depended on the choice of the branch.

Similarly by solving the dual two-variable-KZ equation in (81) we have that G is of the form

$$C_2 e^{t \log[\pm(z_4 - z_2)]} \quad (85)$$

where C_2 denotes a constant matrix which is independent of the variable $z_4 - z_2$.

From (84), (85) and we let $C_1 = A e^{t \log[\pm(z_4 - z_2)]}$, $C_2 = e^{-t \log[\pm(z_1 - z_3)]} A$ where A is a constant matrix we have that G is given by

$$G(z_1, z_2, z_3, z_4) = e^{-t \log[\pm(z_1 - z_3)]} A e^{t \log[\pm(z_4 - z_2)]} \quad (86)$$

Let us find a form of the initial operator A . To this end let us represent $SU(2)$ by the tensor product representation of $SU(2)$ which is restricted from the direct product group $SU(2) \otimes SU(2)$ and is with $su(2) \times su(2)$ as its Lie algebra where $su(2)$ denotes the Lie algebra of $SU(2)$ and the notation \times denotes the Kronecker product [16][14]. Let us first give a remark on this tensor product representation of $SU(2)$. By this tensor product representation of $SU(2)$ we mean that an element g of $SU(2)$ is represented by $D(g) \otimes D(g)$ where $D(g)$ denotes an element of a representation D of $SU(2)$. This is to be distinguished with a general element of $D \otimes D$ which is of the form $D(g_1) \otimes D(g_2)$ where g_1 and g_2 denotes two independent element of $SU(2)$. To distinguish this tensor product representation of $SU(2)$ with the general direct product group $SU(2) \otimes SU(2)$ we shall denote this tensor product representation of $SU(2)$ by $SU(2)$ again.

With this tensor product representation of $SU(2)$ we have that each Wilson line $W(z, z')$ is an operator taking values in $SU(2) \otimes U(1)$ where $SU(2)$ denotes this tensor product representation of $SU(2)$. Then we have that the KZ equations hold when $W(z, z')$ is with this representation and the $t^a, a = 1, 2, 3$ in the KZ equations are the generators of $D(g)$ from which the tensor product representation $D(g) \otimes D(g)$ of $SU(2)$ is formed and in the KZ equations we define

$$[t^a \otimes t^a][D(g_1) \otimes D(g_1)] \otimes [D(g_2) \otimes D(g_2)] := [t^a D(g_1) \otimes D(g_1)] \otimes [t^a D(g_2) \otimes D(g_2)] \quad (87)$$

and

$$[D(g_1) \otimes D(g_1)] \otimes [D(g_2) \otimes D(g_2)][t^a \otimes t^a] := [D(g_1) \otimes D(g_1)t^a] \otimes [D(g_2) \otimes D(g_2)t^a] \quad (88)$$

Then we let $U(\mathbf{a} \otimes \mathbf{a})$ denotes the universal enveloping algebra of a tensor algebra $\mathbf{a} \otimes \mathbf{a}$ where \mathbf{a} denotes an algebra which is formed by the Lie algebra $su(2)$ and the identity matrix. Here by the term universal enveloping algebra we mean the algebra consists of all convergent power series in the elements of $\mathbf{a} \otimes \mathbf{a}$. We have that $U(\mathbf{a} \otimes \mathbf{a})$ contains $SU(2) \otimes U(1)$ where $SU(2)$ denotes the tensor product representation of $SU(2)$. Now let the initial operator A be in general represented as an operator taking values in the tensor product $U(\mathbf{a} \otimes \mathbf{a}) \otimes U(\mathbf{a} \otimes \mathbf{a})$. In this case we have that in (86) the tensor $\Phi_{\pm}(z_1 - z_2) := e^{-t \log[\pm(z_1 - z_3)]}$ acts on A from the left via the following formula:

$$t^a \otimes t^a A = [t^a A_1] \otimes [t^a A_2] \quad (89)$$

where A is of the form $A_1 \otimes A_2$ with A_1 and A_2 take values in $U(\mathfrak{a} \otimes \mathfrak{a})$.

Similarly the tensor $\Psi_{\pm}(z_1 - z_2) := e^{t \log[\pm(z_1 - z_3)]}$ in (86) acts on A from the right via the following formula:

$$At^a \otimes t^a = [A_1 t^a] \otimes [A_2 t^a] \quad (90)$$

We may generalize the above tensor product of two Wilson lines as follows. Let us consider a tensor product of n Wilson lines: $W(z_1, z'_1) \cdots W(z_n, z'_n)$ where the variables z_i, z'_i are all independent. By solving the two KZ equations we have that this tensor product is given by:

$$W(z_1, z'_1) \cdots W(z_n, z'_n) = \prod_{ij} \Phi_{\pm}(z_i - z_j) A \prod_{ij} \Psi_{\pm}(z'_i - z'_j) \quad (91)$$

where \prod_{ij} denotes a product of $\Phi_{\pm}(z_i - z_j)$ or $\Psi_{\pm}(z'_i - z'_j)$ for $i, j = 1, \dots, n$ where $i \neq j$. In (91) the initial operator A is represented as a tensor product of operators $A_i, i = 1, \dots, n$ where A_i are in general operators taking values in $U(\mathfrak{a} \otimes \mathfrak{a})$. Then we have that in (91) each $\Phi_{\pm}(z_i - z_j)$ acts on the left side of the components A_i and A_j of A and each $\Psi_{\pm}(z'_i - z'_j)$ acts on the right side of the component A_i and A_j of A .

8 Skein Relation for the HOMFLY Polynomial

In this section let us apply the above two KZ equations to derive the skein relation for the HOMFLY polynomial. From this relation we then have the skein relation for the Jones polynomial which is a special case of the HOMFLY polynomial [8][19][24]. It is well known that from the one-side KZ equation we can derive a braid group representation which is related to the derivation of the skein relation for the Jones polynomial [4][3][5]. We shall see here that by applying both of the two KZ equations we have a direct way to derive the skein relation for the HOMFLY polynomial.

Let us consider the following product of two Wilson lines:

$$G(z_1, z_2, z_3, z_4) := W(z_1, z_2)W(z_3, z_4) \quad (92)$$

where the two Wilson lines $W(z_1, z_2)$ and $W(z_3, z_4)$ represent two pieces of curves starting at z_1 and z_3 and ending at z_2 and z_4 respectively.

As shown in the above section we have that G is given by the following formula:

$$G(z_1, z_2, z_3, z_4) = e^{-t \log[\pm(z_1 - z_3)]} A e^{t \log[\pm(z_4 - z_2)]} \quad (93)$$

We have that G is a multivalued analytic function where the determination of the \pm sign depended on the choice of the branch.

Let the two pieces of curves be crossing at w . Then we have $W(z_1, z_2) = W(z_1, w)W(w, z_2)$ and $W(z_3, z_4) = W(z_3, w)W(w, z_4)$. Thus we have

$$W(z_1, z_2)W(z_3, z_4) = W(z_1, w)W(w, z_2)W(z_3, w)W(w, z_4) \quad (94)$$

If we interchange z_1 and z_3 , then from (94) we have the following ordering:

$$W(z_3, w)W(w, z_2)W(z_1, w)W(w, z_4) \quad (95)$$

We take a convention that this ordering represents that the curve represented by $W(z_1, z_2)$ is upcrossing the curve represented by $W(z_3, z_4)$ while (94) represents zero crossing of these two curves.

Now let us choose a branch. Suppose that these two curves are cut from a knot and that following the orientation of a knot the curve represented by $W(z_1, z_2)$ is before the curve represented by $W(z_3, z_4)$. Then we fix a branch such that the product in (93) is with two positive signs :

$$G(z_1, z_2, z_3, z_4) = e^{-t \log(z_1 - z_3)} A e^{t \log(z_4 - z_2)} \quad (96)$$

Then if we interchange z_1 and z_3 , this corresponds to another branch with $-$ sign and we have

$$W(z_3, w)W(w, z_2)W(z_1, w)W(w, z_4) = e^{-t \log[-(z_1 - z_3)]} A e^{t \log(z_4 - z_2)} \quad (97)$$

From (96) and (97) as a choice of branch we have

$$W(z_3, w)W(w, z_2)W(z_1, w)W(w, z_4) = RW(z_1, w)W(w, z_2)W(z_3, w)W(w, z_4) \quad (98)$$

where $R = e^{-i\pi t}$ is the monodromy of the KZ equation. In (98) z_1 and z_3 denote two points on a closed curve such that along the direction of the curve the point z_1 is before the point z_3 and in this case we choose a branch such that the angle of $z_3 - z_1$ minus the angle of $z_1 - z_3$ is equal to π .

Similarly from the dual KZ equation as a choice of branch which is consistent with the above formula we have

$$W(z_1, w)W(w, z_4)W(z_3, w)W(w, z_2) = W(z_1, w)W(w, z_2)W(z_3, w)W(w, z_4)R^{-1} \quad (99)$$

where z_2 is before z_4 and the left side represents that the curve represented by $W(z_1, z_2)$ is undercrossing the curve represented by $W(z_3, z_4)$. Here along the orientation of a closed curve the piece of curve represented by $W(z_1, z_2)$ is before the piece of curve represented by $W(z_3, z_4)$. In this case since the angle of $z_3 - z_1$ minus the angle of $z_1 - z_3$ is equal to π we have that the angle of $z_4 - z_2$ minus the angle of $z_2 - z_4$ is also equal to π and this gives the R^{-1} in this formula (99).

From (98) and (99) we have

$$W(z_3, z_4)W(z_1, z_2) = RW(z_1, z_2)W(z_3, z_4)R^{-1} \quad (100)$$

where z_1 and z_2 denote the end points of a curve which is before a curve with end points z_3 and z_4 . From (100) we see that the algebraic structure of these Wilson lines $W(z, z')$ is analogous to the quasi-triangular quantum group [17][14].

For the derivation of the HOMFLY polynomial let us restrict the above setting which is based on the group $SU(2) \otimes U(1)$ to the subgroup $SU(2)$. Let $W_1(z, z')$ denotes a Wilson line which takes values in $SU(2)$. Then the product of n Wilson lines $W_1(z_1, z'_1) \cdots W_1(z_n, z'_n)$ again satisfies the two KZ equations with $t := \frac{1}{k+g} \sum_{a=0}^3 t^a \otimes t^a$ replaced by $t_1 := \frac{1}{k+g} \sum_{a=1}^3 t^a \otimes t^a$ where t^0 denotes the generator of $U(1)$. Then similar to the above formulas (98), (99) we have the following formulas:

$$W_1(z_3, w)W_1(w, z_2)W_1(z_1, w)W_1(w, z_4) = R_1 W_1(z_1, z_2)W_1(z_3, z_4) \quad (101)$$

and

$$W(z_1, w)W(w, z_4)W(z_3, w)W(w, z_2) = W(z_1, w)W(w, z_2)W(z_3, w)W(w, z_4)R_1^{-1} \quad (102)$$

where $R_1 := e^{-i\pi t_1}$.

Similar to the above setting for $SU(2) \otimes U(1)$ we have that in (101) the product

$$W_1(z_3, w)W_1(w, z_2)W_1(z_1, w)W_1(w, z_4) \quad (103)$$

represents that the line represented by $W_1(z_1, z_2)$ is upcrossing the line represented by $W_1(z_3, z_4)$. Similarly in (102) the product $W_1(z_1, w)W_1(w, z_4)W_1(z_3, w)W_1(w, z_2)$ represents that the line represented by $W_1(z_1, z_2)$ is undercrossing the line represented by $W_1(z_3, z_4)$.

Now we are in a position to derive the HOMFLY polynomial. To this end let us consider the following theorem of Kohno and Drinfeld [17][3][5]:

Theorem 6 (Kohno-Drinfeld) *Let R_1 denotes the monodromy of the KZ equation for the group $SU(2)$ and let \bar{R} denotes the R -matrix of the quantum group $U_q(su(2))$ where $su(2)$ denotes the Lie algebra of $SU(2)$ and $q = e^{\frac{i2\pi}{k+g}}$ where $g = 2$. Then there exists a twisting $F \in U_q(su(2)) \otimes U_q(su(2))$ such that*

$$\bar{R} = F^{-1} R_1 F^{-1} \quad (104)$$

From this relation we have that the braid group representations obtained from the quantum group $U_q(su(2))$ and obtained from the one-side KZ equation are equivalent.

We shall use only the relation (104) of this theorem to derive the skein relation of the HOMFLY polynomial.

From the property of the quantum group $U_q(su(2))$ we also have the following formula [17][14][18]:

$$\bar{R}^2 - (q^{\frac{1}{2}} - q^{-\frac{1}{2}})\bar{R} - I = 0 \quad (105)$$

Thus we have

$$\bar{R} - (q^{\frac{1}{2}} - q^{-\frac{1}{2}})I - \bar{R}^{-1} = 0 \quad (106)$$

By using this formula we have

$$[\bar{R} - (q^{\frac{1}{2}} - q^{-\frac{1}{2}})I - \bar{R}^{-1}]FW_1(z_1, w)W_1(w, z_2)W_1(z_3, w)W_1(w, z_4)F^{-1} = 0 \quad (107)$$

Thus by using the relation (104) we have

$$\begin{aligned} & TrF^{-1}R_1W_1(z_1, w)W_1(w, z_2)W_1(z_3, w)W_1(w, z_4)F^{-1} \\ & - (q^{\frac{1}{2}} - q^{-\frac{1}{2}})TrFW_1(z_1, z_2)W_1(z_3, z_4)F^{-1} \\ & - TrFW_1(z_1, w)W_1(w, z_2)W_1(z_3, w)W_1(w, z_4)R_1^{-1}F = 0 \end{aligned} \quad (108)$$

Then by using the formulas (101) and (102) for upcrossing and undercrossing from (106) we have

$$\begin{aligned} & TrF^{-1}W_1(z_3, w)W_1(w, z_2)W_1(z_1, w)W_1(w, z_4)F^{-1} \\ & - (q^{\frac{1}{2}} - q^{-\frac{1}{2}})TrW_1(z_1, z_2)W_1(z_3, z_4) \\ & - Tr\langle FW_1(z_1, w)W_1(w, z_2)W_1(z_3, w)W_1(w, z_4)F \rangle = 0 \end{aligned} \quad (109)$$

Let us make a further twist that replace F^2 by F^2x where x denotes a nonzero variable. Then from (110) we have the following skein relation for the HOMFLY polynomial:

$$xL_+ + yL_0 - x^{-1}L_- = 0 \quad (110)$$

where we define $y = q^{-\frac{1}{2}} - q^{\frac{1}{2}}$ and that L_+ , L_0 and L_- are defined by

$$\begin{aligned} L_+ &= TrF^{-2}x^{-1}W_1(z_3, w)W_1(w, z_2)W_1(z_1, w)W_1(w, z_4) \\ L_0 &= TrW_1(z_1, z_2)W_1(z_3, z_4) \\ L_- &= TrxF^2W_1(z_1, w)W_1(w, z_4)W_1(z_3, w)W_1(w, z_2) \end{aligned} \quad (111)$$

which are as the HOMFLY polynomials for upcrossing, zero crossing and undercrossing respectively.

9 New Knot Invariant Related to the HOMFLY Polynomial

Let us consider again the product of two Wilson lines $W(z_1, z_2)W(z_3, z_4)$ which has been represented in the form (86) where the product is regarded as a tensor product (or direct product) and as a group operation in the group $SU(2) \otimes U(1)$ when z_2 and z_3 are independent variables.

Let us set $z_2 = z_3$. In this case the degree of the tensor product $W(z_1, z_2)W(z_3, z_4)$ is reduced and we have $W(z_1, z_4) = W(z_1, z_2)W(z_2, z_4)$. Since the degree of tensor product is reduced we have that the product $W(z_1, z_2)W(z_2, z_4)$ is not regarded as a tensor product but is a group operation in the group $SU(2) \otimes U(1)$. Then let us set $z_1 = z_4$. In this case a closed loop is formed and from (86) we have the following formula:

$$W(z_1, z_1) = W(z_1, z_2)W(z_2, z_1) = e^{-t \log[\pm(z_1 - z_2)]} A e^{t \log[\pm(z_1 - z_2)]} \quad (112)$$

where the initial operator A is now taking value in $SU(2)$ since the degree of the initial tensor A is reduced when $z_2 = z_3$.

Let us give a check to this formula. As a check let us show that this formula has the transition property of $W(z_i, z_j)$ and that it gives that $W(z_1, z_1) \in SU(2) \otimes U(1)$, as was to be required.

We have that since A is reduced from a tensor product operator to an operator takes values in $SU(2)$ and that Φ and Ψ are as matrices of the same dimension as the matrix A we have that in (112) Φ and Ψ are now act on A by the usual matrix operation. Then since t is a Casimir operator for the tensor representation of $SU(2)$ we have that Φ and Ψ commute with A since Φ and Ψ are exponentials of t . Thus we have

$$e^{-t \log[\pm(z_1 - z_2)]} A e^{t \log[\pm(z_1 - z_2)]} = e^{-t \log[\pm(z_1 - z_2)]} e^{t \log[\pm(z_1 - z_2)]} A \quad (113)$$

We have that z_2 is a point on the loop joining z_1 and z_4 which is formed by two lines with end points z_1, z_2 and end points z_3, z_4 respectively ($z_2 = z_3$). Let z_1 be the starting point and z_4 be the ending point of this loop ($z_1 = z_4$). In this case let us choose a branch for this closed loop such that the phase of the multivalued analytic function $\log[\pm(z_1 - z_3)]$ is equal to the phase of $\log[\pm(z_4 - z_2)]$ plus $2n\pi$. For definiteness let us choose a branch such that the \pm sign is chosen to be the $+$ sign in these two multivalued functions.

Now in (113) we have that $e^{-t \log(z_1 - z_2)}$ and $e^{t \log(z_1 - z_2)}$ which come from the two-side KZ equations cancel each other and from the multivalued property of the log function we have

$$W(z_1, z_1) = R^{2n} A \quad n = 0, \pm 1, \pm 2, \dots \quad (114)$$

where $R = e^{-i\pi t}$ is the monodromy of the KZ equation [17].

Let us then show that $W(z_1, z_1) \in SU(2) \otimes U(1)$. Let us write $t = \frac{1}{k+g}(t^0 \otimes t^0 + C_2)$ where t^0 denotes the identity and $C_2 := \sum_{a=1}^3 t^a \otimes t^a$ which acts on the Lie algebra $su(2) \times su(2)$ where $t^a, a = 1, 2, 3$ denotes the usual three generators of $SU(2)$. We have that C_2 is a Casimir operator on the Lie algebra $su(2) \times su(2)$ with the generators of the Lie algebra $su(2) \times su(2)$ as its eigenvectors which correspond to the same eigenvalue 1. Thus we have

$$C_2 A = A \quad (115)$$

This equation means that 1 is an eigenvalue of C_2 which corresponds to the eigenvector A . From this equation we have

$$R A = q^{-1} A \quad (116)$$

where $q = e^{\frac{i2\pi}{k+g}}$. Since A takes values in $SU(2)$ it follows that $W(z_1, z_1) = R^{2n} A = q^{-2n} A \in SU(2) \otimes U(1)$ for $n = 0, \pm 1, \pm 2, \dots$, as was to be proved.

By extending the formula (112) we have the following formula:

$$\begin{aligned} & W(z_1, z_2) W(z_2, z) W(z, z_1) \\ &= e^{-t \log(z_1 - z_2)} e^{-t \log(z_1 - z)} e^{-t \log(z_2 - z)} A e^{t \log(z_1 - z_2)} e^{t \log(z_1 - z)} e^{t \log(z_2 - z)} \end{aligned} \quad (117)$$

where the initial operator A is the same A in (112).

By the two-side cancelation again we have that (117) is again of the form (114) and we have

$$W(z_1, z_1) = W(z_1, z_2) W(z_2, z_1) = W(z_1, z_2) W(z_2, z) W(z, z_1) \quad (118)$$

This shows that the transition property holds.

More generally for a closed loop of n product of n Wilson lines as similar to the above product of two Wilson lines from (91) we have the following formula:

$$W(z_1, z_2) W(z_2, z_3) \cdots W(z_{n-1}, z_n) W(z_n, z_1) = \prod_{ij} \Phi(z_i - z_j) A \prod_{ij} \Psi(z'_i - z'_j) \quad (119)$$

where the initial operator A is the same initial operator A in (112). Then since $\Phi(z_i - z_j)$ and $\Psi(z'_i - z'_j)$ commute with A we have that (119) can be written in the following form:

$$W(z_1, z_2) W(z_2, z_3) \cdots W(z_{n-1}, z_n) W(z_n, z_1) = \prod_{ij} \Phi(z_i - z_j) \prod_{ij} \Psi(z'_i - z'_j) A \quad (120)$$

where $i \neq j$. From this form with the two-side cancelation we have that the following transition property of Wilson line :

$$\begin{aligned} & W(z_1, z_1) \\ &= W(z_1, z_2)W(z_2, z_1) \\ &= \dots \\ &= W(z_1, z_2)W(z_2, z_3) \dots W(z_{n-1}, z_n)W(z_n, z_1) \end{aligned} \quad (121)$$

Now we have that the Wilson loop $W(z_1, z_1)$ corresponds to a closed curve in the complex plane with starting and ending point z_1 . Let this Wilson loop $W(z_1, z_1)$ represents the unknot. Then from (114) we have the following invariant for the unknot:

$$TrW(z_1, z_1) = TrR^{2n}A \quad n = 0, \pm 1, \pm 2, \dots \quad (122)$$

In the following let us extend this definition (122) to knot invariants for nontrivial knots.

Let $W(z_i, z_j)$ represent a piece of curve with initial end point z_i and final end point z_j . Then we let

$$W(z_1, z_2)W(z_3, z_4) \quad (123)$$

represent two pieces of uncrossing curve. Then by interchanging z_1 and z_3 we have

$$W(z_3, w)W(w, z_2)W(z_1, w)W(w, z_4) \quad (124)$$

represent the curve specified by $W(z_1, z_2)$ upcrossing the curve specified by $W(z_3, z_4)$.

Now for a given knot diagram we may cut it into a sum of parts which are formed by two pieces of curves crossing each other. Each of these parts is represented by (124) (For a knot diagram of the unknot with zero crossings we simply do not need to cut the knot diagram). Then we define the trace of a knot with a given knot diagram by the following form:

$$Tr \dots W(z_3, w)W(w, z_2)W(z_1, w)W(w, z_4) \dots \quad (125)$$

where we use (124) to represent the state of the two pieces of curves specified by $W(z_1, z_2)$ and $W(z_3, z_4)$. The \dots means the product of a sequence of parts represented by (124) according to the state of each part. The ordering of the sequence in (125) follows the ordering of the parts given by the orientation of the knot diagram. We shall call the sequence of crossings in the trace (125) as the generalized Wilson loop of the knot diagram. For the knot diagram of the unknot with zero crossings we simply let it be $W(z, z)$ and call it the Wilson loop.

We shall show that (125) is a knot invariant for a given knot. In the next section we shall give a detail description of this definition (125) and the generalized Wilson loop of a knot diagram. In the following let us first consider some examples to illustrate the way to define (125) and the way of applying the braiding formulas (98), (99) and (100) to equivalently transform (125) to a simple expression of the form $TrR^{-m}W(z, z)$ where m is an integer. We shall also derive the three Reidemeister moves for the equivalence of knots.

Let us first consider the knot in Fig.1. For this knot we have that (125) is given by

$$TrW(z_2, w)W(w, z_2)W(z_1, w)W(w, z_1) \quad (126)$$

where the product of Wilson lines is from the definition (124) represented a crossing at w . In applying (124) we let z_1 be the starting and the ending point.



Fig.1

Then we have that (126) is equal to

$$\begin{aligned}
& TrW(w, z_2)W(z_1, w)W(w, z_1)W(z_2, w) \\
&= TrRW(z_1, w)W(w, z_2)R^{-1}RW(z_2, w)W(w, z_1)R^{-1} \\
&= TrW(z_1, z_2)W(z_2, z_1) \\
&= TrW(z_1, z_1)
\end{aligned} \tag{127}$$

where we have used (100). We see that (127) is just the knot invariant (122) of the unknot. Thus the knot in Fig.1 is with the same knot invariant of the unknot and this agrees with the fact that this knot is topologically equivalent to the unknot.

Then let us derive the Reidemeister move 1. Consider the diagram in Fig.2. We have that by (124)

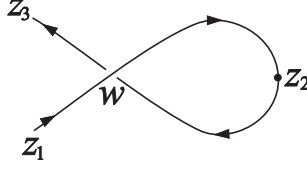


Fig.2

the definition (125) for this diagram is given by:

$$\begin{aligned}
& TrW(z_2, w)W(w, z_2)W(z_1, w)W(w, z_3) \\
&= TrW(z_2, w)RW(z_1, w)W(w, z_2)R^{-1}W(w, z_3) \\
&= TrW(z_2, w)RW(z_1, z_2)R^{-1}W(w, z_3) \\
&= TrR^{-1}W(w, z_3)W(z_2, w)RW(z_1, z_2) \\
&= TrW(z_2, w)W(w, z_3)W(z_1, z_2) \\
&= TrW(z_2, z_3)W(z_1, z_2) \\
&= TrW(z_1, z_3)
\end{aligned} \tag{128}$$

where $W(z_1, z_3)$ represent a piece of curve with initial end point z_1 and final end point z_3 which has no crossing. When Fig.2 is a part of a knot we can also derive a result similar to (128) which is for the Reidemeister move 1. This shows that the Reidemeister move 1 holds.

Then let us derive Reidemeister move 2. By (124) we have that the definition (125) for the two pieces of curve in Fig.3a is given by

$$\begin{aligned}
& TrW(z_5, w_1)W(w_1, z_2)W(z_1, w_1)W(w_1, z_6) \cdot \\
& W(z_4, w_2)W(w_2, z_3)W(z_2, w_2)W(w_2, z_5)
\end{aligned} \tag{129}$$

where the two products of Wilson lines separated by the \cdot are for the two crossings in Fig.3a. We have

that (129) is equal to

$$\begin{aligned}
& TrW(z_4, w_2)W(w_2, z_3)W(z_2, w_2)W(w_2, z_5) \cdot \\
& \quad W(z_5, w_1)W(w_1, z_2)W(z_1, w_1)W(w_1, z_6) \\
= & TrW(z_4, w_2)W(w_2, z_3)W(z_2, w_2)W(w_2, w_1)W(w_1, z_2)W(z_1, w_1)W(w_1, z_6) \\
= & TrW(z_4, w_2)W(w_2, z_3)W(z_2, w_2)RW(w_1, z_2)W(w_2, w_1)R^{-1} \\
& \quad W(z_1, w_1)W(w_1, z_6) \\
= & TrW(z_4, w_2)RW(z_2, w_2)W(w_2, z_3)W(w_1, z_2)W(w_2, w_1)R^{-1} \\
& \quad W(z_1, w_1)W(w_1, z_6) \\
= & TrW(z_4, w_2)RW(z_2, z_3)W(w_1, z_2)W(w_2, w_1)R^{-1}W(z_1, w_1)W(w_1, z_6) \\
= & TrW(z_4, w_2)W(w_1, z_2)W(z_2, z_3)RW(w_2, w_1)R^{-1}W(z_1, w_1)W(w_1, z_6) \\
= & TrW(z_4, w_2)W(w_1, z_3)RW(w_2, w_1)R^{-1}W(z_1, w_1)W(w_1, z_6) \\
= & TrRW(w_1, z_3)W(z_4, w_2)W(w_2, w_1)R^{-1}W(z_1, w_1)W(w_1, z_6) \\
= & TrRW(w_1, z_3)W(z_4, w_1)R^{-1}W(z_1, w_1)W(w_1, z_6) \\
= & TrW(z_4, w_1)W(w_1, z_3)W(z_1, w_1)W(w_1, z_6) \\
= & TrW(z_4, w_1)RW(z_1, w_1)W(w_1, z_3)R^{-1}W(w_1, z_6) \\
= & TrW(z_1, z_3)R^{-1}W(w_1, z_6)W(z_4, w_1)R \\
= & TrW(z_1, z_3)W(z_4, w_1)W(w_1, z_6) \\
= & TrW(z_1, z_3)W(z_4, z_6)
\end{aligned} \tag{130}$$

where we have used (100). This shows that the diagram in Fig.3a is equivalent to two uncrossing curves. When Fig.3a is a part of a knot we can also derive a result similar to (130) for the Reidemeister move 2. This shows that the Reidemeister move 2 holds. As an illustration let us consider the knot in Fig. 3b

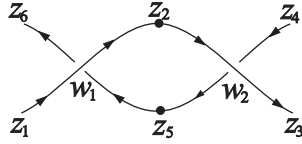


Fig.3a

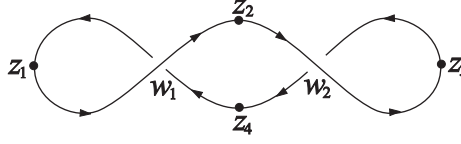


Fig.3b

which is related to the Reidemeister move 2. By (124) we have that the definition (125) for this knot is given by

$$\begin{aligned}
& TrW(z_3, w_2)W(w_2, z_3)W(z_2, w_2)W(w_2, z_4) \cdot \\
& \quad W(z_4, w_1)W(w_1, z_2)W(z_1, w_1)W(w_1, z_1) \\
= & TrRW(z_2, w_2)W(w_2, z_3)W(z_3, w_2)W(w_2, z_4) \cdot \\
& \quad W(z_4, w_1)W(w_1, z_1)W(z_1, w_1)W(w_1, z_2)R^{-1} \\
= & TrW(z_2, w_2)W(w_2, z_3)W(z_3, w_2)W(w_2, z_4) \cdot \\
& \quad W(z_4, w_1)W(w_1, z_1)W(z_1, w_1)W(w_1, z_2) \\
= & TrW(z_2, z_2)
\end{aligned} \tag{131}$$

where we let the curve be with z_2 as the initial and final end point and we have used (98) and (99). This shows that the knot in Fig.3b is with the same knot invariant of the unknot. This agrees with the fact that this knot is equivalent to the unknot.

Let us then consider a trefoil knot in Fig.4a. By (124) and similar to the above examples we have

that the definition (125) for this knot is given by:

$$\begin{aligned}
& TrW(z_4, w_1)W(w_1, z_2)W(z_1, w_1)W(w_1, z_5) \cdot W(z_2, w_2)W(w_2, z_6) \\
& W(z_5, w_2)W(w_2, z_3) \cdot W(z_6, w_3)W(w_3, z_4)W(z_3, w_3)W(w_3, z_1) \\
= & TrW(z_4, w_1)RW(z_1, w_1)W(w_1, z_2)R^{-1}W(w_1, z_5) \cdot W(z_2, w_2)RW(z_5, w_2) \\
& W(w_2, z_6)R^{-1}W(w_2, z_3) \cdot W(z_6, w_3)RW(z_3, w_3)W(w_3, z_4)R^{-1}W(w_3, z_1) \\
= & TrW(z_4, w_1)RW(z_1, z_2)R^{-1}W(w_1, z_5) \cdot W(z_2, w_2)RW(z_5, z_6)R^{-1}W(w_2, z_3) \cdot \\
& W(z_6, w_3)RW(z_3, z_4)R^{-1}W(w_3, z_1) \\
= & TrW(z_4, w_1)RW(z_1, z_2)W(z_2, w_2)W(w_1, z_5)W(z_5, z_6)R^{-1}W(w_2, z_3) \cdot \\
& W(z_6, w_3)RW(z_3, z_4)R^{-1}W(w_3, z_1) \\
= & TrW(z_4, w_1)RW(z_1, w_2)W(w_1, z_6)R^{-1}W(w_2, z_3) \\
& W(z_6, w_3)RW(z_3, z_4)R^{-1}W(w_3, z_1) \\
= & TrW(z_4, w_1)W(w_1, z_6)W(z_1, w_2)W(w_2, z_3) \\
& W(z_6, w_3)RW(z_3, z_4)R^{-1}W(w_3, z_1) \\
= & TrW(z_4, z_6)W(z_1, z_3)W(z_6, w_3)RW(z_3, z_4)R^{-1}W(w_3, z_1) \\
= & TrR^{-1}W(w_3, z_1)W(z_4, z_6)W(z_1, z_3)W(z_6, w_3)RW(z_3, z_4) \\
= & TrW(z_4, z_6)W(w_3, z_1)R^{-1}W(z_1, z_3)W(z_6, w_3)RW(z_3, z_4) \\
= & TrRW(z_3, z_6)W(w_3, z_1)R^{-1}W(z_1, z_3)W(z_6, w_3) \\
= & TrW(w_3, z_1)W(z_3, z_6)W(z_1, z_3)W(z_6, w_3) \\
= & TrW(z_6, z_1)W(z_3, z_6)W(z_1, z_3)
\end{aligned} \tag{132}$$

where we have repeatedly used (100). Then we have that (132) is equal to:

$$\begin{aligned}
& TrW(z_6, w_3)W(w_3, z_1)W(z_3, w_3)W(w_3, z_6)W(z_1, z_3) \\
= & TrRW(z_3, w_3)W(w_3, z_1)W(z_6, w_3)W(w_3, z_6)W(z_1, z_3) \\
= & TrRW(z_3, w_3)RW(z_6, w_3)W(w_3, z_1)R^{-1}W(w_3, z_6)W(z_1, z_3) \\
= & TrW(z_3, w_3)RW(z_6, z_1)R^{-1}W(w_3, z_6)W(z_1, z_3)R \\
= & TrW(z_3, w_3)RW(z_6, z_3)W(w_3, z_6) \\
= & TrW(w_3, z_6)W(z_3, w_3)RW(z_6, z_3) \\
= & TrRW(z_3, w_3)W(w_3, z_6)W(z_6, z_3) \\
= & TrRW(z_3, z_3)
\end{aligned} \tag{133}$$

where we have used (98) and (100). This is as a knot invariant for the trefoil knot in Fig.4a.

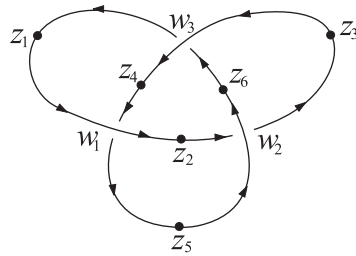


Fig.4a

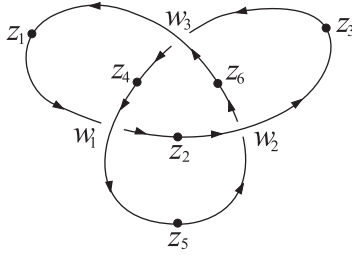


Fig.4b

Then let us consider the trefoil knot in Fig. 4b which is the mirror image of the trefoil knot in Fig.4a. The definition (125) for this knot is given by:

$$\begin{aligned}
& TrW(z_1, w_1)W(w_1, z_5)W(z_4, w_1)W(w_1, z_2) \cdot \\
& W(z_5, w_2)W(w_2, z_3)W(z_2, w_2)W(w_2, z_6) \cdot \\
& W(z_3, w_3)W(w_3, z_1)W(z_6, w_3)W(w_3, z_4) \\
= & TrW(z_5, z_1)W(z_2, z_5)W(z_1, z_2)
\end{aligned} \tag{134}$$

where similar to (132) we have repeatedly used (100). Then we have that (134) is equal to:

$$\begin{aligned}
& TrW(z_5, z_1)W(z_2, w_1)W(w_1, z_5)W(z_1, w_1)W(w_1, z_2) \\
&= TrW(z_5, z_1)W(z_2, w_1)W(w_1, z_2)W(z_1, w_1)W(w_1, z_5)R^{-1} \\
&= TrW(z_5, z_1)W(z_2, w_1)RW(z_1, w_1)W(w_1, z_2)R^{-1}W(w_1, z_5)R^{-1} \\
&= TrR^{-1}W(z_5, z_1)W(z_2, w_1)RW(z_1, z_2)R^{-1}W(w_1, z_5) \\
&= TrW(z_2, w_1)W(z_5, z_2)R^{-1}W(w_1, z_5) \\
&= TrW(z_5, z_2)R^{-1}W(w_1, z_5)W(z_2, w_1) \\
&= TrW(z_5, z_2)W(z_2, w_1)W(w_1, z_5)R^{-1} \\
&= TrW(z_5, z_5)R^{-1}
\end{aligned} \tag{135}$$

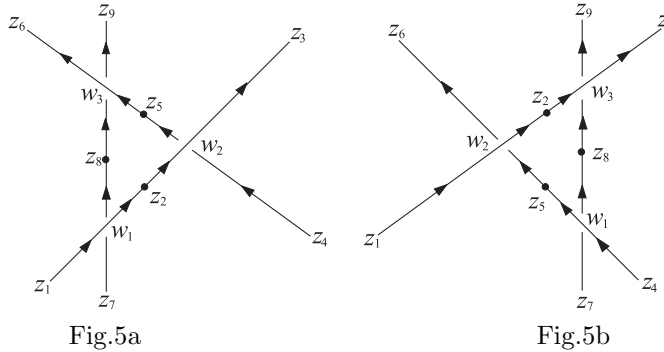
where we have used (99) and (100). This is as a knot invariant for the trefoil knot in Fig.4b. we notice that the knot invariants for the two trefoil knots are different. This shows that these two trefoil knots are not topologically equivalent.

Then let us derive the Reidemeister move 3. We have that the definition (125) for the diagram in Fig.5a is given by

$$\begin{aligned}
& TrW(z_7, w_1)W(w_1, z_2)W(z_1, w_1)W(w_1, z_8) \cdot \\
& W(z_8, w_3)W(w_3, z_6)W(z_5, w_3)W(w_3, z_9) \cdot \\
& W(z_4, w_2)W(w_2, z_3)W(z_2, w_2)W(w_2, z_5)
\end{aligned} \tag{136}$$

where we let the the curve with end points z_7, z_9 starts first, then the curve with end points z_1, z_3 starts second. Similar to the derivation of the above invariants by (98), (99), (100) we have that (136) is equivalent to the following trace:

$$TrW(z_7, z_9)W(z_1, z_3)W(z_5, z_6)R^{-1}W(z_4, z_5) \tag{137}$$



On the other hand the definition (125) for the diagram Fig.5b is given by

$$\begin{aligned}
& TrW(z_7, w_1)W(w_1, z_5)W(z_4, w_1)W(w_1, z_8) \cdot \\
& W(z_8, w_3)W(w_3, z_3)W(z_2, w_3)W(w_3, z_9) \cdot \\
& W(z_5, w_2)W(w_2, z_2)W(z_1, w_2)W(w_2, z_6)
\end{aligned} \tag{138}$$

where the ordering of the three curves is the same as that in Fig.5a. By (98), (99), (100) we have that (138) is equal to

$$TrW(z_7, z_9)W(z_4, z_5)W(z_1, z_3)R^{-1}W(z_5, z_6) \tag{139}$$

Then by reversing the ordering of the curves with end points z_1, z_3 and with end points z_4, z_6 respectively we have that both (137) and (138) are equal to

$$TrW(z_7, z_9)W(z_4, z_6)W(z_1, z_3)R^{-1} \tag{140}$$

This shows that Fig.5a is equivalent to Fig.5b and this gives the Reidemeister move 3.

More calculations and examples of the above knot invariants will be given in a following section and in elsewhere.

10 Classification of Knots

Let us now show that the trace (125) in the above section is a knot invariant and that it gives a classification of knots. Let us first give a detail description of this trace. To this end let us first consider the structure of a knot. Let K be a knot. Then a knot diagram of K is consisted with a sequence of crossings of two pieces of curves cut from the knot K where the ordering of the crossings can be determined by the orientation of the knot K . As an example we may consider the two trefoil knots in the above section. Each trefoil knot is represented by three crossings of two pieces of curves. These three crossings are ordered by the orientation of the trefoil knot starting at z_1 . Let us denote these three crossings by 1, 2 and 3. Then the sequence of these three crossings is given by 123. On the other hand if the ordering of the three crossings starts from other z_i on the knot diagram then we have sequences 231 and 312. All these sequences give the same knot diagram and they can be transformed to each other by circling as follows:

$$123 \rightarrow 123(1) = 231 \rightarrow 231(2) = 312 \rightarrow 312(3) = 123 \rightarrow \dots \quad (141)$$

where (x) means that the number x is to be moved to the (x) position as indicated. Let us call (141) as the circling property of the trefoil knot.

As one more example let us consider the figure-eight knot in Fig.6. The simplest knot diagram of this knot has four crossings.

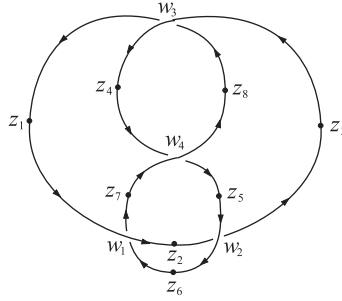


Fig.6

Starting at z_1 let us denote these crossings by 1, 2, 3 and 4. Then we have the following circling property of the figure-eight knot:

$$\begin{aligned} 1234 \rightarrow 1234(2) = 1342 \rightarrow 1342(1) = 3421 \rightarrow 3421(4) = 3214 \rightarrow 3214(3) = 2143 \\ \rightarrow 2143(1) = 2431 \rightarrow 2431(2) = 4312 \rightarrow 4312(3) = 4123 \rightarrow 4123(4) = 1234 \rightarrow \dots \end{aligned} \quad (142)$$

We notice that in this circling of the figure-eight knot there are subcirclings.

In summary we have that a knot diagram of a knot K can be characterized as a finite sequence of crossings of curves which are cut from the knot diagram where the ordering of the crossings is derived from the orientation of the knot diagram and has a circling property for which (141) and (142) are examples.

Now let us represent a knot diagram of a knot K by a sequence of products of Wilson lines representing crossings as indicated in the above section. Let us call the product of Wilson lines by the term W-product. Then we call this sequence of W-products as the generalized Wilson loop of the knot diagram of a knot K .

Let us consider the following two W-products:

$$W(z_3, w)W(w, z_2)W(z_1, w)W(w, z_4) \quad \text{and} \quad W(z_1, z_2)W(z_3, z_4) \quad (143)$$

In the above section we have shown that these two W-products faithfully represent two oriented pieces of curves crossing or not crossing each other where $W(z_1, z_2)$ and $W(z_3, z_4)$ represent these two pieces of curves. We have the braiding formulas (98), (99) and (100) for the crossing or not crossing of two pieces of curves which are derived by solving the two KZ equations.

Now there is a natural ordering of the W-products of crossings derived from the orientation of a knot as follows. Let $W(z_1, z_2)$ and $W(z_3, z_4)$ represent two pieces of curves where the piece of curve represented

by $W(z_1, z_2)$ is before the piece of curve represented by $W(z_3, z_4)$ according to the orientation of a knot. Then the ordering of these two pieces of curves can be represented by the product $W(z_1, z_2)W(z_3, z_4)$. Now let 1 and 2 denote two W-products of crossings where we let 1 before 2 according to the orientation of a knot. Then from the ordering of pieces of curves we have that the product 12 represents the ordering of the two crossings 1 and 2.

Now let a knot diagram be given. Let the crossings of the knot diagram be denoted by $1, 2, \dots, n$ and let the knot diagram be characterized by the sequence of crossings $123 \dots n$ which is formed according to the orientation of the knot diagram. On the other hand let us denote the corresponding W-products of crossings by $1, 2, \dots, n$ again. Then we have the whole product of W-products of crossings $123 \dots n$ which represents the above sequence $123 \dots n$ of crossings. This whole product $123 \dots n$ is the generalized Wilson loop of the knot diagram. In the following let us show that this generalized Wilson loop has the circling property of the sequences of crossings of the knot diagram. It then follows that this generalized Wilson loop represents the whole structure of the knot diagram and we have the following theorem.

Theorem 7 *Each knot K can be faithfully represented by its generalized Wilson loop $W(K)$ in the sense that if two knot diagrams have the same generalized Wilson loop then these two knot diagrams must be topologically equivalent.*

Proof. Let us first show that the generalized Wilson loop $W(K)$ of a knot diagram of K has the circling property. Let us consider a product $W(z_1, z_2)W(z_3, z_4)$ where we first let z_1, z_2, z_3 and z_4 be all independent. By solving the two KZ equations as shown in the above sections we have

$$W(z_1, z_2)W(z_3, z_4) = e^{-t \log[\pm(z_3 - z_1)]} A e^{t \log[\pm(z_2 - z_4)]} \quad (144)$$

where the initial operator A is in general a tensor product operator taking values in $U(su(2) \times su(2)) \otimes U(su(2) \times su(2))$. The sign \pm in (144) and (146) reflects that solutions of the KZ equations are complex multivalued functions. We remark that the initial operator A in general may not commute with $\Phi_{\pm}(z_1 - z_2) = e^{-t \log[\pm(z_1 - z_2)]}$ and $\Psi_{\pm}(z_1 - z_2) = e^{t \log[\pm(z_1 - z_2)]}$.

Then the interchange of $W(z_1, z_2)$ and $W(z_3, z_4)$ corresponds to that z_1 and z_3 interchange their positions and z_2 and z_4 interchange their positions respectively. This interchange gives a pair of sign changes:

$$(z_1 - z_3) \rightarrow (z_3 - z_1) \quad \text{and} \quad (z_4 - z_2) \rightarrow (z_4 - z_2) \quad (145)$$

From this we have that $W(z_3, z_4)W(z_1, z_2)$ is given by

$$W(z_3, z_4)W(z_1, z_2) = e^{-t \log[\pm(z_1 - z_3)]} A e^{t \log[\pm(z_4 - z_2)]} \quad (146)$$

Now let us set $z_2 = z_3$ and $z_1 = z_4$ such that the two products in (144) and (146) form a closed loop. In this case we have that the initial operator A is reduced from a tensor product to an operator taking values in $SU(2)$ and that Φ_{\pm} and Ψ_{\pm} act on A by the usual matrix operation where A , Φ_{\pm} and Ψ_{\pm} are matrices of the same dimension. In this case we have that A commutes with Φ_{\pm} and Ψ_{\pm} since Φ_{\pm} and Ψ_{\pm} are Casimir operators on $SU(2)$.

Let us take a definite choice of branch such that the sign change $z_3 - z_1 \rightarrow z_1 - z_3$ gives a $i\pi$ difference from the multivalued function \log . Then we have that $\Phi_{\pm}(z_3 - z_1) = R\Phi_{\pm}(z_1 - z_3)$. Then since $W(z_1, z_2)$ and $W(z_3, z_4)$ represent two lines with z_1, z_2 and z_3, z_4 as starting and ending points respectively we have that the sign change $z_2 - z_4 \rightarrow z_2 - z_4$ also gives the same $i\pi$ difference from the multivalued function \log . Thus we have that $\Psi_{\pm}(z_3 - z_1) = R^{-1}\Psi_{\pm}(z_1 - z_3)$. It follows from this pair of sign changes and that A commutes with Φ_{\pm} and Ψ_{\pm} we have that $W(z_1, z_2)W(z_3, z_4) = W(z_3, z_4)W(z_1, z_2)$ when $z_2 = z_3$ and $z_1 = z_4$. This proves the simplest circling property of generalized Wilson loops.

We remark that in the above proof the pair of sign changes gives two factors R and R^{-1} which cancel each other and gives the circling property. We shall later apply the same reason of pair sign changes to get the general circling property. We also remark that the proof of this circling property is based on the same reason as the derivation of the braiding formulas (98), (99) and (100) as shown in the above sections.

Let us consider a product of n Wilson lines $W(z_i, z'_i)$, $i = 1, \dots, n$, with the property that the end points z_i, z'_i of these Wilson lines are connected to form a closed loop. From the analysis in the above section we have that this product is reduced from a tensor product of operators of degree n to an operator taking values only in $SU(2) \otimes U(1)$. It then follows from (91) that this product is of the following form:

$$\prod_{ij} \Phi_{\pm}(z_i - z_j) A \prod_{ij} \Psi_{\pm}(z'_i - z'_j) \quad (147)$$

where the initial operator A taking values in $SU(2)$ is the same A in (112) and that the \pm signs of $\Phi_{\pm}(z_i - z_j)$ and $\Psi_{\pm}(z_i - z_j)$ are to be determined. Then since $\Phi_{\pm}(z_i - z_j)$ and $\Psi_{\pm}(z_i - z_j)$ commute with A we can write (147) in the form

$$\prod_{ij} \Phi_{\pm}(z_i - z_j) \prod_{ij} \Psi_{\pm}(z'_i - z'_j) A \quad (148)$$

where $i \neq j$. From this formula let us derive the general circling property as follows.

Let us consider two generalized Wilson lines denoted by 1 and 2 respectively. Here by the term generalized Wilson line we mean a product of Wilson lines with two open ends. As a simple example let us consider the product $W(z, z_1)W(z_2, z)$. By definition this is a generalized Wilson line with two open ends z_1 and z_2 (z is not an open end). Suppose that the two open ends of 1 and 2 are connected. Then we want to show that $12 = 21$. This identity is a generalization of the above interchange of $W(z_1, z_2)$ and $W(z_3, z_4)$ with $z_2 = z_3$ and $z_1 = z_4$.

Because 12 and 21 form closed loops we have that 12 and 21 are products of Wilson lines $W(u_i, u_k)$ (where u_i and u_k denote some z_p or w_q where we use w_q to denote crossing points) such that for each pair of variables u_i and u_j appearing at the left side of $W(u_i, u_k)$ and $W(u_j, u_l)$ there is exactly one pair of variables u_i and u_j appearing at the right side of $W(u_f, u_i)$ and $W(u_g, u_j)$. Thus in the formula (183) (with the variables z, z' in (183) denoted by variables u) we have that the factors $\Phi_{\pm}(u_i - u_j)$ and $\Psi_{\pm}(u_i - u_j)$ appear in pairs.

As in the above case we have that the interchange of the open ends of 12 and 21 interchanges 12 to 21. This interchange gives changes of the factors $\Phi_{\pm}(u_i - u_j)$ and $\Psi_{\pm}(u_i - u_j)$ as follows.

Let z_1 and z_2 be the open ends of 1 and z_3 and z_4 be the open ends of 2 such that $z_1 = z_4$ and $z_2 = z_3$. Consider a factor $\Phi_{\pm}(z_1 - z_3)$. The interchange of z_1 and z_3 interchanges this factor to $\Phi_{\pm}(z_3 - z_1)$. Then there is another factor $\Psi_{\pm}(z_2 - z_4)$. The interchange of z_2 and z_4 interchanges this factor to $\Phi_{\pm}(z_4 - z_2)$. Thus this is a pair of sign changes. By the same reason and the consistent choice of branch as in the above case we have that the formula (183) is unchanged under this pair of sign changes.

Then let us consider a factor $\Phi_{\pm}(u_i - u_j)$ of the form $\Phi_{\pm}(z_1 - u_j)$ where $u_i = z_1$ and u_j is not an open end. Corresponding to this factor we have the factor $\Phi_{\pm}(z_3 - u_j)$. Then under the interchange of z_1 and z_3 we have that $\Phi_{\pm}(z_1 - u_j)$ and $\Phi_{\pm}(z_3 - u_j)$ change to $\Phi_{\pm}(z_3 - u_j)$ and $\Phi_{\pm}(z_1 - u_j)$ respectively which gives no change to the formula (183). A similar result holds for the interchange of z_2 and z_4 for factor $\Phi_{\pm}(z_2 - u_j)$ and $\Psi_{\pm}(z_4 - u_j)$.

It follows that under the interchange of the open ends of 1 and 2 we have the pairs of sign changes from which the formula (183) is unchanged. This shows that $12 = 21$.

Then we consider two generalized Wilson products of crossings which are products of crossings with four open ends respectively. Let us again denote them by 1 and 2. Each such generalized Wilson crossing can be regarded as the crossing of two generalized Wilson lines. Then the interchange of two open ends of the two generalized lines of 1 with the two open ends of the two generalized lines of 2 respectively interchanges 12 to 21. Then let us suppose that the open ends of these two Wilson products are connected in such a way that the products 12 and 21 form closed loops. In this case we want to show that $12 = 21$ which is a circling property of a knot diagram. The proof of this equality is again similar to the above cases. In this case we also have that the interchange of the open ends of the two generalized Wilson crossings gives pairs of sign changes of the factors $\Phi_{\pm}(u_i - u_j)$ and $\Psi_{\pm}(u_i - u_j)$ in 12 and 12. Then by using (183) we have $12 = 21$.

Let us then consider two generalized Wilson products of crossings denoted by 1 and 2 with open ends connected in such a way that two open ends of 1 are connected to two open ends of 2 to form a closed loop. We want to prove that $12 = 21$. This will give the subcircling property.

Since a closed loop is formed we have that each open end of 1 or of 2 is connected to a closed loop. In this case as the above cases we have that the products 12 is with the initial operator A being an operator taking values in $SU(2)$ since the open ends of 1 or 2 do not cause A to be a tensor by their connection to the closed loop. Indeed, let z be an open end of 1 or 2. Then it is an end point of a Wilson line $W(z, z')$ which is a part of 1 and 2 such that z' is on the closed loop formed by 1 and 2. Then we have that this Wilson line $W(z, z')$ is connected with the closed loop at z' . Since the loop is closed we have that this Wilson line $W(z, z')$ and the closed loop are connected into a connected line with orientation. It follows that the open end z gives no additional tensor degree to the initial operator A for the product 12 or 21. and that the initial operator A is still as the initial operator for the closed loop that it takes values in $SU(2)$.

Now since A takes values in $SU(2)$ we have that A commutes with Φ_{\pm} and Ψ_{\pm} . Then by interchange the open ends of 1 with open ends of 2 we interchange 12 to 21. This interchange again gives pairs of sign changes. Then since the initial operator A commutes with Φ_{\pm} and Ψ_{\pm} we have that $12 = 21$, as was to be proved. Then we let 12 and 21 be connected to another generalized Wilson product of crossing denoted by 3 to form a closed loop. Then from $12 = 21$ we have $312 = 321$ and $123 = 213$. This gives the subcircling property of generalized Wilson loops. This subcircling property has been illustrated in the knot diagram of the fight-eight knot. Then from a case in the above we also have the circling property $321 = 213$ between 3 and 21.

Continuing in this way we have the circling or subcircling properties for generalized Wilson loops whenever the open ends of a product of generalized Wilson lines or crossings are connected in such a way that among the open ends a closed loop is formed. This shows that the generalized Wilson loop of a knot diagram has the circling property of the knot diagram. With this circling property it then follows that the generalized Wilson loop of a knot diagram completely describes the structure of the knot diagram.

Now let two knot diagrams be with the same generalized Wilson loop. Then we have that this generalized Wilson loop can completely describe these two knot diagrams. We want to show that these two knot diagrams are topologically equivalent. Suppose this is not true. Then we have that these two knot diagrams can not be equivalently moved to each other. Then since this generalized Wilson loop completely describes these two knot diagrams we have that this generalized Wilson loop can have two nonequivalent expressions for describe knot diagrams. This is impossible because each generalized Wilson loop is constructed completely according to a given knot diagram. This shows that these two knot diagrams must be topologically equivalent. This proves the theorem.

Examples of generalized Wilson loops

As an example of generalized Wilson loops let us consider the trefoil knots. Starting at z_1 let the W-product of crossings be denoted by 1, 2 and 3. Then we have the following circling property of the generalized Wilson loops of the trefoil knots:

$$123 = 123(1) = 231 = 231(2) = 312 = 312(3) = 123 = \dots \quad (149)$$

As an one more example let us consider the figure-eight knot. Starting at z_1 let the W-product of crossings be denoted by 1, 2, 3 and 4. Then we have the following circling property of the generalized Wilson loop of the figure-eight knot:

$$\begin{aligned} 1234 &= 1234(2) = 1342 = 1342(1) = 3421 = 3421(4) = 3214 = 3214(3) = 2143 \\ &= 2143(1) = 2431 = 2431(2) = 4312 = 4312(3) = 4123 = 4123(4) = 1234 = \dots \end{aligned} \quad (150)$$

Now since a knot K can be faithfully represented by its generalized Wilson loop we have that two knots K_1 and K_2 are topological equivalent if and only if their generalized Wilson loops can be transformed to each other by braiding operations such as (98), (99) and (100).

By taking trace on the generalized Wilson loops we get the invariants (125). By applying braiding operations these invariants can be equivalently transformed to the following form:

$$Tr R^{-m} W(z_1, z_1) \quad (151)$$

where m is an integer and $Tr W(z_1, z_1)$ is the knot invariant for the unknot. In the above section we have illustrated this form. This form can be shown by using the formula (183). (We shall give the details of

the proof of this form in the following in this section). Now since the generalized Wilson loop $W(K)$ of a knot K faithfully represents K we have that this knot invariant (151) can classify knots (We shall prove this statement in the following). It then also follows that knots can be classified by the number m .

We notice that in the above section we can derive the Reidemeister moves by using (98), (99) and (100). Thus our way of showing equivalence of two knots K_1 and K_2 represented by their generalized Wilson loops agrees with the fact that K_1 and K_2 are topologically equivalent if and only if they can be transformed to each other by the Reidemeister moves [8][19][24][21].

In summary we have the following theorem.

Theorem 8 *Let $W(K)$ denotes the generalized Wilson loop of a knot K . Then the trace $TrW(K)$ is a knot invariant which classifies knots. Further this trace can be written in the form $TrR^{-m}W(C)$ where C denotes a trivial knot. Thus knots can be classified by the integer m .*

Proof. Let us give more computations to complete the above proof of this theorem as follows. We want to show that the following trace of generalized Wilson loop

$$TrW(K) \tag{152}$$

can be written in the form

$$TrR^{-m}W(C) \tag{153}$$

where C denotes the unknot.

We have that a generalized Wilson loop $W(K)$ is of the form (183). Thus from the multivalued property of the log function and the two-side cancelation in (183) we have that $W(K)$ is of the form

$$W(K) = R^k A \tag{154}$$

for some integer k . Comparing this form to the form $W(C) = R^{2n}A$ for the unknot we have that $W(K)$ can be written in the following form for some m :

$$W(K) = R^{-m}W(C) \tag{155}$$

Thus we have

$$TrW(K) = TrR^{-m}W(C) \tag{156}$$

for some integer m . This integer m can be determined from the equivalent braiding transformation of $TrW(K)$ to $TrR^{-m}W(C)$.

Let us give an example to illustrate the above derivation of (156). Let $W(C)$ be the generalized Wilson loop of the unknot C and we write $W(C)$ in the form $W(C) = W(z_1, z_2)W(z_2, z_1)$. In the above we have shown that $W(C)$ is of the form

$$W(C) = R^{2n}A \quad n = 0, \pm 1, \pm 2, \dots \tag{157}$$

Thus we have

$$TrW(C) = TrR^{2n}A \quad n = 0, \pm 1, \pm 2, \dots \tag{158}$$

Let us then consider an example that $W(K)$ is the generalized Wilson loop of the trefoil knot K which is given in the above section. For a simple expression let us first transform $W(K)$ to the following form:

$$W(K) = W(z, z_2)W(z_1, z)W(z_3, z_4) \tag{159}$$

where we set $z_1 = z_4$ and $z_2 = z_3$. Then as a solution of the two KZ equations we have that $W(K)$ is of the following form:

$$W(K) = \frac{e^{-t \log(\pm(z-z_1))} e^{-t \log(\pm(z_1-z_3))} e^{-t \log(\pm(z-z_3))}}{e^{t \log(\pm(z_4-z))} e^{t \log(\pm(z-z_2))} e^{t \log(\pm(z_4-z_2))}} A \tag{160}$$

Thus with a choice of the sign \pm and that $z_2 = z_3$, $z_1 = z_4$ we have that $W(K)$ is of the following form:

$$W(K) = R^{2n-m} A \quad n = 0, \pm 1, \pm 2, \dots \quad (161)$$

Thus we have

$$TrW(K) = TrR^{-m}W(C) \quad (162)$$

for some integer m . This integer m can then be determined from the equivalent braiding operations such as (98) and (99) for transforming $TrW(K)$ to $TrR^{-m}W(C)$. For the left trefoil knot we have $m = 1$ and for the right trefoil knot we have $m = -1$ as shown in the above section.

Then let us show that the invariant $TrR^{-m}W(C)$ classifies knots. Let K_1 and K_2 be two knots with their invariant $TrR^{-m}W(C)$ of the same form. Then K_1 and K_2 are both with the same invariant $R^{-m}W(C)$ where the trace is omitted and the m in this invariant is the same m for both K_1 and K_2 . Then by the above computation we have

$$W(K_1) = R^{-m}W(C) = W(K_2) \quad (163)$$

Thus $W(K_1)$ and $W(K_2)$ can be transformed to each other. Thus K_1 and K_2 are equivalent and thus the invariant $TrR^{-m}W(C)$ classifies knots. This proves the theorem.

Let us consider another form of the invariant $TrW(K) = TrR^{-m}W(C)$. We have shown that

$$R^{-m}W(C) = q^m W(C) \quad (164)$$

where we define $q = e^{\frac{i2\pi}{k+g}}$. Thus we have

$$TrW(K) = TrR^{-m}W(C) = q^m TrW(C) \quad (165)$$

Then by omitting the term $TrW(C)$ we have that a knot K is classified by the polynomial q^m for some m where the unknot C is classified by $q^0 = 1$. Thus a knot K can be classified by an interger m .

On the other hand if we choose a branch for R such that $R = e^{-i(2j+1)\pi t}$ where j is a fixed integer. Then we have that (165) holds with $q = e^{\frac{i2(2j+1)\pi}{k+g}}$ and a knot K is classified by q^{-m} with this definition of q .

In summary we have the following theorem.

Theorem 9 *Knots can be classified by the polynomial invariant $Tr_N R^{-m} = q^m$ where $q = e^{\frac{i2\pi}{k+g}}$ and m is an integer and that the trace Tr_N is the normalized trace such that $Tr_N I = 1$ where I denotes the identity matrix. For this polynomial invariant we have that the unknot is classified by $q^m = 1$ with $m = 0$.*

11 Examples of New Link Invariants

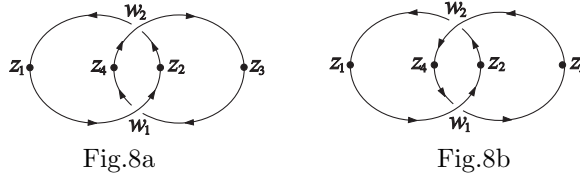
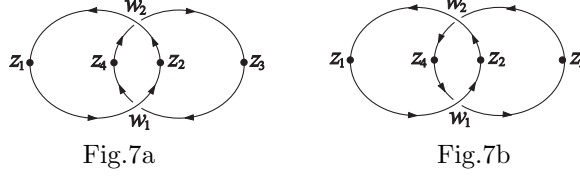
In this section let us extend the above knot invariant to link invariant. Let us consider some examples to see how the link invariant is defined. Let us first consider the link in Fig.7a. We may let the two knots of this link be with z_1 and z_4 as the initial and final end point respectively. We let the ordering of these two knots be such that when the z parameter goes one loop on one knot then the z parameter for another knot also goes one loop. The trace invariant (125) for this link is given by:

$$\begin{aligned} & TrW(z_3, w_1)W(w_1, z_2)W(z_1, w_1)W(w_1, z_4) \cdot \\ & W(z_4, w_2)W(w_2, z_1)W(z_2, w_2)W(w_2, z_3) \end{aligned} \quad (166)$$

We let the ordering of the Wilson lines in (166) be such that $W(z_1, z_2)$ and $W(z_4, z_3)$ start first. Then next $W(z_2, z_1)$ and $W(z_3, z_4)$ follows. Form this ordering we have that (166) is equal to:

$$\begin{aligned} & TrRW(z_1, w_1)W(w_1, z_2)W(z_3, w_1)W(w_1, z_4) \cdot \\ & W(z_4, w_2)W(w_2, z_3)W(z_2, w_2)W(w_2, z_1)R^{-1} \\ = & TrW(z_1, z_2)W(z_3, z_4)W(z_4, z_3)W(z_2, z_1) \\ = & TrW(z_2, z_2)W(z_3, z_3) \end{aligned} \quad (167)$$

where we have used (98) and (99). Since by definition (125) we have that $TrW(z_2, z_2)W(z_3, z_3)$ is the knot invariant for two unlinking trivial knots, equation (167) shows that the link in Fig.7a is topologically equivalent to two unlinking trivial knots. Similarly we can show that the link in Fig.7b is topologically equivalent to two unlinking trivial knots.



Let us then consider the Hopf link in Fig.8a. The trace invariant (125) for this link is given by:

$$TrW(z_3, w_1)W(w_1, z_2)W(z_1, w_1)W(w_1, z_4) \cdot W(z_2, w_2)W(w_2, z_3)W(z_4, w_2)W(w_2, z_1) \quad (168)$$

The ordering of the Wilson lines in (168) is such that $W(z_1, z_2)$ starts first and $W(z_3, z_4)$ follows it. Then next we let $W(z_2, z_1)$ starts first and $W(z_4, z_3)$ follows it. The ordering is such that when the z parameter has traced one loop in one knot of the link we have that the z parameter has also traced one loop on the other knot. From the ordering we have that (168) is equal to:

$$\begin{aligned} & TrRW(z_1, w_1)W(w_1, z_2)W(z_3, w_1)W(w_1, z_4) \cdot \\ & W(z_2, w_2)W(w_2, z_1)W(z_4, w_2)W(w_2, z_3)R^{-1} \\ = & TrW(z_1, z_2)W(z_3, z_4)W(z_2, z_1)W(z_4, z_3) \end{aligned} \quad (169)$$

Then let us consider the following trace:

$$TrR^{-2}W(z_3, w_1)W(w_1, z_2)W(z_1, w_1)W(w_1, z_4) \cdot W(z_2, w_2)W(w_2, z_3)W(z_4, w_2)W(w_2, z_1) \quad (170)$$

We let the ordering of the Wilson lines in (170) be such that $W(z_1, z_2)$ starts first and $W(z_4, z_3)$ follows it. Then next $W(z_2, z_1)$ starts first and $W(z_3, z_4)$ follows it. From the ordering we have that (170) is equal to:

$$\begin{aligned} & TrR^{-2}RW(z_1, w_1)W(w_1, z_2)W(z_3, w_1)W(w_1, z_4) \cdot \\ & W(z_2, w_2)W(w_2, z_1)W(z_4, w_2)W(w_2, z_3)R \\ = & TrW(z_1, z_2)W(z_3, z_4)W(z_2, z_1)W(z_4, z_3) \end{aligned} \quad (171)$$

Then since the two knot components are independent we have that the starting points for the two knot components are independent and we thus have that (171) is equal to (169).

On the other hand from the ordering of (170) we have that (170) is equal to:

$$\begin{aligned} & TrR^{-2}W(z_3, w_1)RW(z_1, w_1)W(w_1, z_2)R^{-1} \\ & W(w_1, z_4)W(z_2, w_2)RW(z_4, w_2)W(w_2, z_3)R^{-1}W(w_2, z_1) \\ = & TrR^{-2}W(z_3, w_1)RW(z_1, z_2)R^{-1}W(w_1, z_4)W(z_2, w_2)RW(z_4, z_3)R^{-1} \\ & W(w_2, z_1) \\ = & TrR^{-2}W(z_3, w_1)RW(z_1, z_2)W(z_2, w_2)W(w_1, z_4)W(z_4, z_3)R^{-1}W(w_2, z_1) \\ = & TrR^{-2}W(z_3, w_1)RW(z_1, w_2)W(w_1, z_3)R^{-1}W(w_2, z_1) \\ = & TrR^{-2}W(z_3, w_1)W(w_1, z_3)W(z_1, w_2)W(w_2, z_1) \\ = & TrR^{-2}W(z_3, z_3)W(z_1, z_1) \end{aligned} \quad (172)$$

where we have repeatedly used (100). From (169), (171) and (172) we have that the knot invariant for the Hopf link in Fig.8a is given by:

$$TrR^{-2}W(z_3, z_3)W(z_1, z_1) \quad (173)$$

We remark that the R and the monodromies for $W(z_3, z_3)$ and $W(z_1, z_1)$ in (173) are independent.

Then let us consider the Hopf link in Fig.8b. The correlation for this link is given by

$$TrW(z_4, w_1)W(w_1, z_2)W(z_1, w_1)W(w_1, z_3) \cdot W(z_2, w_2)W(w_2, z_4)W(z_3, w_2)W(w_2, z_1) \quad (174)$$

By a derivation which is dual to the above derivation for the Hopf link in Fig.8a we have that (174) is equal to

$$TrR^2W(z_4, z_4)W(z_1, z_1) \quad (175)$$

We remark that the R and the monodromies for $W(z_4, z_4)$ and $W(z_1, z_1)$ in (175) are independent. We see that the invariants for the above two Hopf links are different. This agrees with the fact that these two links are not topologically equivalent.

As more examples let us consider the linking of two trivial knot with linking number 2 as in Fig.9a. Similar to the above computations we have that this link which analogous to the Hopf link in Fig.8a is with an invariant equals to $TrR^{-4}W(z_4, z_4)W(z_1, z_1)$. Also for the link in Fig.9b which analogous to to the Hopf link in Fig.8b is with an invariant equals to $TrR^4W(z_4, z_4)W(z_1, z_1)$.

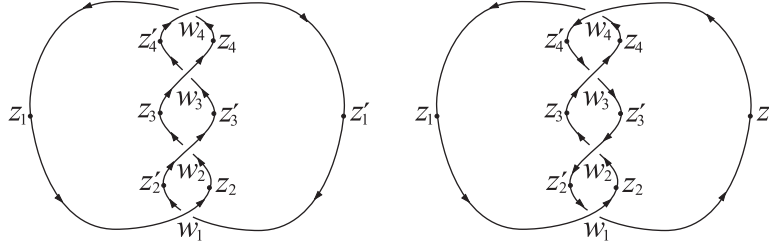


Fig.9a

Fig.9b

Let us give a computation of the link invariant of the link diagram in Fig.9a, as follows. By definition the link invariant of this diagram is the trace of the generalized Wilson loop of this link diagram which is given by:

$$TrW(z_1', w_1)W(w_1, z_2)W(z_1, w_1)W(w_1, z_2') \cdot W(z_2, w_2)W(w_2, z_3)W(z_2', w_2)W(w_2, z_3') \cdot W(z_3, w_3)W(w_3, z_4)W(z_3, w_3)W(w_3, z_4') \cdot W(z_4, w_4)W(w_4, z_1)W(z_4', w_4)W(w_4, z_1) \quad (176)$$

where the ordering is such that $W(z_1, z_2)$ stars first and $W(z_1', z_2')$ follows it. Then next we let $W(z_2, z_3)$ stars first and $W(z_2', z_3')$ follows it. Continuing in this way we have an ordering such that when the z parameter has traced one loop we have that the z' parameter has also traced one loop. From the ordering and the braiding formulas (98), (99) we have that (176) is equal to:

$$TrRW(z_1, w_1)W(w_1, z_2)W(z_1', w_1)W(w_1, z_2') \cdot W(z_2, w_2)W(w_2, z_3)W(z_2', w_2)W(w_2, z_3')R^{-1} \cdot RW(z_3, w_3)W(w_3, z_4)W(z_3', w_3)W(w_3, z_4') \cdot W(z_4, w_4)W(w_4, z_1)W(z_4', w_4)W(w_4, z_1') \quad (177)$$

$$= TrW(z_1, z_2)W(z_1', z_2') \cdot W(z_2, z_3)W(z_2', z_3') \cdot W(z_3, z_4)W(z_3', z_4') \cdot W(z_4, z_1)W(z_4', z_1')$$

On the other hand as similar to the Hopf link let us consider the following trace:

$$\begin{aligned}
& TrR^{-2}W(z'_1, w_1)W(w_1, z_2)W(z_1, w_1)W(w_1, z'_2) \cdot \\
& W(z_2, w_2)W(w_2, z'_3)W(z'_2, w_2)W(w_2, z_3) \cdot \\
& W(z'_3, w_3)W(w_3, z_4)W(z_3, w_3)W(w_3, z'_4) \cdot \\
& W(z_4, w_4)W(w_4, z'_1)W(z'_4, w_4)W(w_4, z_1)
\end{aligned} \tag{178}$$

where we let the ordering be such that $W(z_1, z_2)$ starts first and $W(z'_4, z'_1)$ follows it. Continuing in this way the ordering in (178) is then determined. From this ordering we have that (178) is equal to:

$$\begin{aligned}
& TrR^{-2}RW(z_1, w_1)W(w_1, z_2)W(z'_1, w_1)W(w_1, z'_2) \cdot \\
& W(z_2, w_2)W(w_2, z_3)W(z'_2, w_2)W(w_2, z'_3)R^{-1} \cdot \\
& RW(z_3, w_3)W(w_3, z_4)W(z'_3, w_3)W(w_3, z'_4) \cdot \\
& W(z_4, w_4)W(w_4, z_1)W(z'_4, w_4)W(w_4, z'_1)R \\
& = TrW(z_1, z_2)W(z'_1, z'_2) \cdot W(z_2, z_3)W(z'_2, z'_3) \cdot \\
& W(z_3, z_4)W(z'_3, z'_4) \cdot W(z_4, z_1)W(z'_4, z'_1)
\end{aligned} \tag{179}$$

Then since the two knot components are independent we have that the starting points for the two knot components are independent and we thus have that (179) is equal to (177).

On the other hand from the ordering of (178) we have that (178) is equal to:

$$\begin{aligned}
& TrR^{-2}W(z'_1, w_1)RW(z_1, w_1)W(w_1, z_2)R^{-1}W(w_1, z'_2) \cdot \\
& W(z_2, w_2)RW(z'_2, w_2)W(w_2, z'_3)R^{-1}W(w_2, z_3) \cdot \\
& W(z'_3, w_3)RW(z_3, w_3)W(w_3, z'_4)R^{-1}W(w_3, z_4) \cdot \\
& W(z_4, w_4)RW(z'_4, w_4)W(w_4, z'_1)R^{-1}W(w_4, z_1) \\
& = TrR^{-2}W(z'_1, w_1)RW(z_1, z_2)R^{-1}W(w_1, z'_2) \cdot \\
& W(z_2, w_2)RW(z'_2, z'_3)R^{-1}W(w_2, z_3) \cdot \\
& W(z'_3, w_3)RW(z_3, z_4)R^{-1}W(w_3, z'_4) \cdot \\
& W(z_4, w_4)RW(z'_4, z'_1)R^{-1}W(w_4, z_1) \\
& = TrR^{-2}W(z'_1, w_1)RW(z_1, z_2)W(z_2, w_2)W(w_1, z'_2) \cdot \\
& W(z'_2, z'_3)R^{-1}W(w_2, z_3) \cdot \\
& W(z'_3, w_3)RW(z_3, z_4)W(z_4, w_4)W(w_3, z'_4) \cdot \\
& W(z'_4, z'_1)R^{-1}W(w_4, z_1) \\
& = TrR^{-2}W(z'_1, w_1)RW(z_1, w_2)W(w_1, z'_3)R^{-1}W(w_2, z_3) \\
& W(z'_3, w_3)RW(z_3, w_4)W(w_3, z'_1)R^{-1}W(w_4, z_1) \\
& = TrR^{-2}W(z'_1, w_1)W(w_1, z'_3)W(z_1, w_2)W(w_2, z_3) \\
& W(z'_3, w_3)W(w_3, z'_1)W(z_3, w_4)W(w_4, z_1) \\
& = TrR^{-2}W(z'_1, z'_3)W(z_1, z_3) \\
& W(z'_3, z'_1)W(z_3, z_1) \\
& = TrR^{-2}R^{-2}W(z'_1, z'_1)W(z_1, z_1)
\end{aligned} \tag{180}$$

where the final step is from the above derivation of the invariant of the Hopf link. This shows that the invariant of the knot diagram (a) in Fig.9 is equal to $TrR^{-4}W(z'_1, z'_1)W(z_1, z_1)$ where R is independent of the monodromies of $W(z'_1, z'_1)$ and $W(z_1, z_1)$. Similarly we can show that the invariant of the knot diagram (b) in Fig.9 is equal to $TrR^4W(z'_1, z'_1)W(z_1, z_1)$.

Let us generalize the Hopf link to the case with linking number n . Then by induction on the above results we have that the two generalized Hopf links with linking number n are respectively with invariants

$$TrR^{-2n}W(z'_1, z'_1)W(z_1, z_1), \quad TrR^{2n}W(z'_1, z'_1)W(z_1, z_1) \tag{181}$$

where R is independent of the monodromies of $W(z'_1, z'_1)$ and $W(z_1, z_1)$. More calculations and examples of this new link invariant will be given elsewhere.

12 A Classification Table of Knots

In this section let us give some arguments to find out the above knot invariant without actual computations. We have shown that this knot invariant is of the form $TrR^{-m}W(z_1, z_1)$ where m is an integer. This power index m can be regarded as a measure of the complexity of a knot. Let us determine m for prime and nonprime knots. We need only to determine m for knots with positive m since the corresponding mirror image will have negative m if the mirror image is not equivalent to the corresponding knot. We have shown that the invariants for links of two unknots with linking number n as in Fig.8a are with $m = 2n$. This m is an even number. Now if we insert these links into the knot table of prime knots we see that the prime knots must be with m to be an odd number (We may refer to the knot table in [21]. We may have nonprime knots which are not in this prime knot table having the same m as these links. In this case our new link invariant still can distinguish them because the corresponding link invariants are of two-loop form while the corresponding knot invariants are of one-loop form).

Then we expect that for prime knots m is an odd prime number. We have shown by computation that the knot $\mathbf{3}_1$ is with $m = 1$, In the next section we shall show by computation that the knot $\mathbf{4}_1$ is with $m = 3$. Then from some arguments on the effect of R the knot $\mathbf{5}_1$ should be with $m = 5$ and the knot $\mathbf{5}_2$ should be with $m = 7$. Then how about the knot $\mathbf{6}_1$? We have that the numbers from 1 to 8 are occupied by knots and links of two unknots. Then 10 is occupied by the link of two unknots with linking number 5. Thus for the knot $\mathbf{6}_1$ we should have $m = 9$ or $m = 11$. From some argument on the effect of R we should have $m = 11$ for $\mathbf{6}_1$. Then is there a knot with $m = 9$?

Let us first consider the granny knot (or the square knot) which is a nonprime knot composed with the knot $\mathbf{3}_1$ and its mirror image. This square knot has 6 crossings and 4 alternating crossings and thus its complexity which is measured by the power index m of R is less than that of $\mathbf{5}_1$ which is with 5 alternating crossings. Thus this granny knot is with $m = 4$ ($m = 3$ has been occupied by $\mathbf{4}_1$). Let us denote this granny knot by $\mathbf{3}_1 \star \mathbf{3}_1$ where \star denotes the connected sum of two knots such that the resulting total number of alternating crossings is equal to the sum of alternating crossings of each of the two knots minus 2.

Then let us consider the reef knot which is a nonprime knot composed with two identical knots $\mathbf{3}_1$. This knot has 6 alternating crossings which is equal to the total number of crossings as that of $\mathbf{6}_1$. Since this knot is nonprime its complexity is less than that of $\mathbf{6}_1$ where the complexity may be measured by the power index m of R . Thus this reef knot is with power index m less than 11. Then if we also regard the total number of alternating crossings of a knot as a way to measure the complexity of a knot we have that the power index m of this granny knot is greater than 5 since $\mathbf{5}_1$ is with 5 alternating crossings and is with $m = 5$. Let us denote this reef knot by $\mathbf{3}_1 \times \mathbf{3}_1$ where \times denotes the connected sum for two knots such that the resulting total number of alternating crossings is equal to the sum of alternating crossings of each of the two knots.

Now let us look for knots with 5 or 6 alternating crossings. Let us consider the nonprime knot $\mathbf{3}_1 \star \mathbf{4}_1$ composed with a knot $\mathbf{3}_1$ and a knot $\mathbf{4}_1$ with 7 crossings and 5 alternating crossings. In this case we have that the power index m of $\mathbf{3}_1 \star \mathbf{4}_1$ should be greater than that of $\mathbf{5}_1$ which is exactly with 5 alternating crossings since $\mathbf{3}_1 \star \mathbf{4}_1$ in addition has 7 crossings. Then the power index m of $\mathbf{3}_1 \star \mathbf{4}_1$ should be less than that of $\mathbf{5}_2$ which is also with 5 alternating crossings but these crossings are arranged in a more complicated way which is an effect of R^2 such that $\mathbf{5}_2$ is with $m = 7$. Thus $\mathbf{3}_1 \star \mathbf{4}_1$ is with $m = 6$.

Then we consider the nonprime knot $\mathbf{3}_1 \star (\mathbf{3}_1 \star \mathbf{3}_1)$ with 9 crossings and 5 alternating crossings. The power index of this knot should be less than that of $\mathbf{3}_1 \times \mathbf{3}_1$ since it is with 6 alternating crossings. Then the power index of $\mathbf{3}_1 \times \mathbf{3}_1$ should be greater than that of $\mathbf{5}_2$ since it has in addition 9 crossings which would be enough for a greater power index m . Then we have that $\mathbf{3}_1 \star (\mathbf{3}_1 \star \mathbf{3}_1)$ is with $m = 8$ since it has 9 crossings and 5 alternating crossings and thus is with the same complexity as $\mathbf{5}_2$. Then since $\mathbf{5}_2$ can not be with $m = 8$ we thus have that $\mathbf{3}_1 \star (\mathbf{3}_1 \star \mathbf{3}_1)$ is with $m = 8$.

Then we consider the nonprime knot $\mathbf{3}_1 \star \mathbf{5}_1$ with 8 crossings and 6 alternating crossings. The power index m of this knot should be greater than that of $\mathbf{3}_1 \times \mathbf{3}_1$ which has exactly 6 alternating crossings. Then the power index m of this knot should be less than that of $\mathbf{6}_1$ which also has 6 alternating crossings but these crossings are arranged in a more complicated way with an effect of R^4 from that of $\mathbf{5}_2$. Thus $\mathbf{3}_1 \star \mathbf{5}_1$ is with $m = 10$ and finally we have that $\mathbf{3}_1 \times \mathbf{3}_1$ is with power index $m = 9$.

Thus for m from 1 to 11 we have filled in a suitable knot with power index m (except the case $m = 2$ which is filled in with the Hopf link) such that odd prime numbers are filled with prime knots. In a similar way we may determine the power index m of other prime and nonprime knots. We list the results up to $m = 2^5$ in the following table.

Type of Knot	Index m	Type of Knot	Index m
$\mathbf{3}_1$	1	$\mathbf{6}_3$	17
Hopf link	2	$\mathbf{3}_1 \times \mathbf{4}_1$	18
$\mathbf{4}_1$	3	$\mathbf{7}_1$	19
$\mathbf{3}_1 \star \mathbf{3}_1$	4	$\mathbf{4}_1 \star \mathbf{5}_1$	20
$\mathbf{5}_1$	5	$\mathbf{4}_1 \star (\mathbf{3}_1 \star \mathbf{4}_1)$	21
$\mathbf{3}_1 \star \mathbf{4}_1$	6	$\mathbf{4}_1 \star \mathbf{5}_2$	22
$\mathbf{5}_2$	7	$\mathbf{7}_2$	23
$\mathbf{3}_1 \star \mathbf{3}_1 \star \mathbf{3}_1$	8	$\mathbf{3}_1 \star (\mathbf{3}_1 \times \mathbf{3}_1)$	24
$\mathbf{3}_1 \times \mathbf{3}_1$	9	$\mathbf{3}_1 \star (\mathbf{3}_1 \star \mathbf{5}_1)$	25
$\mathbf{3}_1 \star \mathbf{5}_1$	10	$\mathbf{3}_1 \star \mathbf{6}_1$	26
$\mathbf{6}_1$	11	$\mathbf{3}_1 \star (\mathbf{3}_1 \star \mathbf{5}_2)$	27
$\mathbf{3}_1 \star \mathbf{5}_2$	12	$\mathbf{3}_1 \star \mathbf{6}_2$	28
$\mathbf{6}_2$	13	$\mathbf{7}_3$	29
$\mathbf{4}_1 \star \mathbf{4}_1$	14	$\mathbf{3}_1 \star (\mathbf{3}_1 \star \mathbf{3}_1) \star \mathbf{4}_1$	30
$\mathbf{4}_1 \star (\mathbf{3}_1 \star \mathbf{3}_1)$	15	$\mathbf{7}_4$	31
$(\mathbf{3}_1 \star \mathbf{3}_1) \star (\mathbf{3}_1 \star \mathbf{3}_1)$	16	$\mathbf{3}_1 \star (\mathbf{3}_1 \star \mathbf{3}_1) \star (\mathbf{3}_1 \star \mathbf{3}_1)$	32

From this table we see that comparable nonprime knots (in a sense from the table) are grouped in each of the intervals between two prime numbers. It is interesting that in each interval nonprime numbers are one-to-one filled with the comparable nonprime knots while prime numbers are filled with prime knots. This grouping property reflects that the power index m gives a classification of knots.

Let us find out some rules for the whole classification table. We have argued that even numbers can not be filled with prime knots. Thus even numbers (except 2) can only be filled with nonprime knots. On the other hand each odd nonprime number is between two even numbers which are power indexes of nonprime knots. Thus the knot corresponding to this odd number is in the same group of these two nonprime knots and is comparable with these two nonprime knots and thus must also be a nonprime knot. From this we have that nonprime numbers are power indexes of nonprime knot. Similarly by this grouping property we have that odd prime numbers are power indexes of prime knots.

It is interesting to note that from the above knot table for the \star product the knot $\mathbf{3}_1$ plays the role of the number 2 in the usual multiplication of numbers. Thus the \star product (or the connected sum) is a kind of multiplication corresponding to the usual multiplication of numbers. However the general rule for this multiplication is rather complicated. This reflects the fact that the numbers m are the power indexes of R where usually it is the addition and not the multiplication could have simple rules.

Let us give a further analysis to find out the rules of this table as follows. Let each knot be assigned a natural number which is not equal to 2 and that the trefoil knot is assigned the number 1 which will play the role of 2. Then we have a number system (which is without the number 2) with two multiplications \star and \times . For this system we have that the factorization property and the commutative and associative property of multiplication hold. However the distribution property of the usual number system does not hold. This is because that a knot cannot be separated into two knots to give the distribution property $(a + b) \star c = a \star c + b \star c$. As an example suppose we have the formula $5 \star 1 = 10$ (where 1 is similar to the role of 2) then we cannot conclude that $7 \star 1 = 14$. This is because 2 is not in this system and even if we suppose 2 is in this system we still cannot have this formula because the distribution property does not hold.

Let us then determine the rule of the multiplications \star and \times of this number system. We have that $\mathbf{3}_1 \times \mathbf{3}_1$ is with 6 alternative crossings while $\mathbf{3}_1$, $\mathbf{4}_1$, $\mathbf{3}_1 \star \mathbf{3}_1$, $\mathbf{5}_1$, $\mathbf{5}_2$ and $\mathbf{3}_1 \star \mathbf{3}_1 \star \mathbf{3}_1$ are with alternative crossings less than 6. Thus we must order $\mathbf{3}_1 \times \mathbf{3}_1$ after these knots. Thus the ordering of these knots is not affected by the multiplication \times . Since we do not need to increase the value of the number assigned

to each of these knots to leave rooms for numbers assigned to knots obtained from the multiplication \times we can naturally assign the numbers 2, 3, 4, 5, 6, 7 and 8 to these knots (We consider the number 2 because this is a multiplicative system). Then we know that we must assign 1 to $\mathbf{3}_1$ instead of 2. Thus 2 is omitted from this multiplicative number system. We shall see that this replacement of 2 by 1 gives rooms for the multiplication \times .

Then we must assign the nonprime integer 4 to the knot $\mathbf{3}_1 \star \mathbf{3}_1$ since 4_1 is assigned with the number 3. In the following section we give a detail computation to show that the knot $\mathbf{3}_1 \star \mathbf{3}_1$ is with the number 4.

In the following section we also give a detail computation to show that the knot $\mathbf{3}_1 \times \mathbf{3}_1$ is with 9 as its power index. Then since the knot $\mathbf{3}_1 \times \mathbf{3}_1$ is with 6 alternative crossings and the knots $\mathbf{5}_1$, $\mathbf{3}_1 \star \mathbf{4}_1$, $\mathbf{5}_2$, $\mathbf{3}_1 \star \mathbf{3}_1 \star \mathbf{3}_1$ are with 5 alternative crossings we must have that these knots can only be with 5, 6, 7 and 8 as their power indexes which are less than 9. Then since prime knots cannot be with even integers as their power indexes we have that the knot $\mathbf{5}_1$ must be assigned the number 5 and the knot $\mathbf{5}_2$ must be assigned the number 7. Then it is clear that the knot $\mathbf{3}_1 \star \mathbf{4}_1$ must be assigned the number 6 and the knot $\mathbf{3}_1 \star \mathbf{3}_1 \star \mathbf{3}_1$ must be assigned the number 8. This gives the classification table up to the number 9.

Let us then consider the assignment of the numbers 10 to 16. To this end let us investigate in more detail the above comparable properties of knots. We have the following definitions.

Definition. We write $K_1 < K_2$ if K_1 is before K_2 in the ordering of knots.

Definition. Let two knots be of the form $K_1 \star K_2$ and $K_1 \star K_3$ where we have determined the ordering of K_2 and K_3 . Then we say that $K_1 \star K_2$ and $K_1 \star K_3$ are comparable.

Definition. Two knots in the form $K_0 \star K_2$ and $K_1 \star K_3$ are said to be precomparable if $K_0 = \mathbf{3}_1$ and K_1, K_3 are not equal to $\mathbf{3}_1$.

For this definition we remark that the knot $\mathbf{3}_1$ is very special in that it is with power index 1 but it has a role of 2. Thus the knot $\mathbf{3}_1$ is between 1 and 2 and this gives a undetermined property which we call it as precomparable. Let us consider some examples. Consider the knots $\mathbf{3}_1 \star \mathbf{5}_1$ and $\mathbf{4}_1 \star \mathbf{4}_1$. We have that by definition these two knots are precomparable. Similarly $\mathbf{3}_1 \star \mathbf{5}_2$ and $\mathbf{4}_1 \star \mathbf{4}_1$ are precomparable. For precomparable knots we have that their orderings have not been determined and we need more conditions to determine their ordering.

Definition. Consider a knot K' and a knot K which is a \star product of knots $\mathbf{3}_1$. We say K is less than K' , denoted by $K \prec K'$, if exist K_2 and K_3 such that $K' = K_2 \star K_3$ and for any K_0, K_1 such that $K = K_0 \star K_1$ where K_0, K_1, K_2 and K_3 are not equal to $\mathbf{3}_1$ we have

$$2^{n_0} < p_1 \cdots p_{n_2}, \quad 2^{n_1} > q_1 \cdots q_{n_3} \quad (182)$$

or vise versa

$$2^{n_0} > p_1 \cdots p_{n_2}, \quad 2^{n_1} < q_1 \cdots q_{n_3} \quad (183)$$

where $2^{n_0}, 2^{n_1}$ are the power indexes of K_0 and K_1 respectively and

$$K_2 = K_{p_1} \star \cdots \star K_{p_{n_2}} \quad K_3 = K_{q_1} \star \cdots \star K_{q_{n_3}} \quad (184)$$

where K_{p_i}, K_{q_j} are prime knots which have been assigned prime integers p_i, q_j respectively as the power indexes.

Let us consider some examples of this definition. Consider the knots $K' = K_2 \star K_3 = \mathbf{4}_1 \star \mathbf{5}_1$ and $K = \mathbf{3}_1 \star \mathbf{3}_1 \star \mathbf{3}_1 \star \mathbf{3}_1$. For any K_0, K_1 which are not equal to $\mathbf{3}_1$ such that $K = K_0 \star K_1$ we have $2^{n_0} < 5$ and $2^{n_1} > 3$ (or vise versa) where 3, 5 are the power indexes of $\mathbf{4}_1$ and $\mathbf{5}_1$ respectively. Thus we have that $(\mathbf{3}_1 \star \mathbf{3}_1) \star (\mathbf{3}_1 \star \mathbf{3}_1) \prec \mathbf{4}_1 \star \mathbf{5}_1$.

As another example we have that $\mathbf{3}_1 \star (\mathbf{3}_1 \star \mathbf{3}_1) \star (\mathbf{3}_1 \star \mathbf{3}_1) \prec \mathbf{5}_1 \star \mathbf{5}_1, \mathbf{4}_1 \star \mathbf{4}_1 \star \mathbf{4}_1$, and $\mathbf{3}_1 \star (\mathbf{4}_1 \star \mathbf{5}_1)$.

We shall show by example that if $K \prec K'$ then we have $K < K'$. Thus we have, for the above first example, $(\mathbf{3}_1 \star \mathbf{3}_1) \star (\mathbf{3}_1 \star \mathbf{3}_1) < \mathbf{4}_1 \star \mathbf{5}_1$ while $2^4 > 3 \cdot 5$. Similar results hold for other examples. It is this property which gives rooms for the introduction of the \times multiplication.

Now let us show that the ordering in the table from 9 to 16 is the only possible way for the assignment of the power index m . Let us first consider a *natural* ordering which will be shown to be impossible. Let us suppose the following ordering

$$\mathbf{3}_1 \star \mathbf{3}_1 \star \mathbf{4}_1 < \mathbf{3}_1 \star \mathbf{5}_2 < \mathbf{3}_1 \star \mathbf{3}_1 \star \mathbf{3}_1 \star \mathbf{3}_1 \quad (185)$$

This ordering is *natural* because $2 \cdot 2 \cdot 3 < 2 \cdot 7 < 2 \cdot 2 \cdot 2 \cdot 2$ where the symbol \cdot denotes the usual multiplication of the number system. However from this *natural* ordering we must have the following *natural* ordering by the requirement of *natural*:

$$\mathbf{3}_1 \star \mathbf{3}_1 \star \mathbf{4}_1 < \mathbf{3}_1 \star \mathbf{5}_2 < \mathbf{4}_1 \star \mathbf{5}_1 < \mathbf{3}_1 \star \mathbf{3}_1 \star \mathbf{3}_1 \star \mathbf{3}_1 \quad (186)$$

because $2 \cdot 2 \cdot 3 < 2 \cdot 7 < 3 \cdot 5 < 2 \cdot 2 \cdot 2 \cdot 2$. It then follows that all nonprime integers from 9 to 16 will be occupied by nonprime knots. Then since the prime integers 11 and 13 are as gaps to separate comparable nonprime knots we have that there is no room for the nonprime knot $\mathbf{3}_1 \times \mathbf{3}_1$. Thus this *natural* ordering is impossible.

Thus to have room for $\mathbf{3}_1 \times \mathbf{3}_1$ we must have an ordering $<$ such that $\mathbf{3}_1 \star \mathbf{5}_2 < \mathbf{3}_1 \star \mathbf{3}_1 \star \mathbf{4}_1$. To have such an ordering and to follow the comparable property we must have that the knot $\mathbf{4}_1 \star \mathbf{4}_1$ is assigned the power index 14 and $\mathbf{3}_1 \star \mathbf{3}_1 \star \mathbf{4}_1$ is assigned the power index 15 (while $\mathbf{3}_1 \star \mathbf{3}_1 \star \mathbf{3}_1 \star \mathbf{3}_1$ is assigned the power index $2^4 = 16$). From this it follows that $\mathbf{3}_1 \star \mathbf{5}_2 < \mathbf{4}_1 \star \mathbf{4}_1$ which is possible because $\mathbf{3}_1 \star \mathbf{5}_2$ and $\mathbf{4}_1 \star \mathbf{4}_1$ are precomparable and thus we may assigned an ordering to them according to the given condition. From this ordering we then have the ordering $\mathbf{3}_1 \star \mathbf{3}_1 \star \mathbf{3}_1 \star \mathbf{3}_1 < \mathbf{4}_1 \star \mathbf{5}_1$ because we have the comparable property $\mathbf{4}_1 \star (\mathbf{3}_1 \star \mathbf{3}_1) < \mathbf{4}_1 \star \mathbf{5}_1$. This then gives a room for $\mathbf{3}_1 \times \mathbf{3}_1$. Then since among the nonprime numbers from 9 to 16 the knot $\mathbf{3}_1 \times \mathbf{3}_1$ should be assigned the smallest power index we have that it is assigned with the number 9. In the next section we shall show by computation that the knot $\mathbf{3}_1 \times \mathbf{3}_1$ is assigned with the number 9. It then follows that the table holds from 9 to 16. as was to be shown.

We notice that the knot $K = \mathbf{3}_1 \star \mathbf{3}_1 \star \mathbf{3}_1 \star \mathbf{3}_1$ is less than $K' = \mathbf{4}_1 \star \mathbf{5}_1$. In the above we have shown that $K < K'$. Thus we have shown that $K \prec K'$ implies $K < K'$ for this example.

Let us summarize the comparative properties for the ordering of knots from 9 to 16 as follows.

Comparative property. Comparative nonprime knots are grouped together between two prime integers where the ordering of knots can be determined from the ordering of knots from 1 to 8.

Let us give three remarks on this comparative property:

a) We may have the case that two knots are comparable but they may not be grouped into the same interval between two prime integers.

b) The comparison of these nonprime knots is inductively based on the previous knots which have been assigned the power indexes from 1 to $8 = 2^3$. Also this comparison of nonprime knots is between two prime integers and that nonprime knots are not assigned with prime integers because prime integers are as gaps to separate comparable nonprime knots.

From this comparative property we have that nonprime knots will not be with prime numbers as their power indexes and that prime knots are with prime numbers as their power indexes.

c). We have the property that if the knot $K = \mathbf{3}_1 \star \mathbf{3}_1 \star \mathbf{3}_1 \star \mathbf{3}_1$ is less than a knot K' then we have $K < K'$. It is this property that we have rooms to introduce the \times multiplication and let the ordering of knots be possible (By the classification theorem of knots we have that this ordering of knots exists). This property is then generalized to other knots K which is formed by the \star multiplication of the knots $\mathbf{3}_1$. With this property we then have rooms to introduce the \times multiplication of knots inductively. These nonprime knots formed by the \times multiplication are then inductively filled in these rooms which are between two prime integers and their exact positions are to be determined by other comparison properties or by exact computations. As examples we have that in the above table the knot $\mathbf{3}_1 \times \mathbf{3}_1$ is filled in the room with number 9 and the knot $\mathbf{3}_1 \times \mathbf{4}_1$ is filled in the room with number 18.

Then with the above comparative property and by induction on the numbers 2^n we have that a classification table of knots is formed such that each prime knot corresponds to a prime integer m and each nonprime knot corresponds to a nonprime integer m . More computations to verify this knot table shall be given elsewhere. In the following section let us present some of the computations.

13 More Computations of Knot invariants

In this section let us give more computations of knot invariants. Let us first consider the figure eight knot. From the figure of this knot in a above section we have that the new knot invariant of this knot is

given by:

$$\begin{aligned}
& TrW(z_6, w_1)W(w_1, z_2)W(z_1, w_1)W(w_1, z_7) \cdot \\
& W(z_2, w_2)W(w_2, z_6)W(z_5, w_2)W(w_2, z_3) \cdot \\
& W(z_8, w_3)W(w_3, z_4)W(z_3, w_3)W(w_3, z_1) \cdot \\
& W(z_4, w_4)W(w_4, z_8)W(z_7, w_4)W(w_4, z_5)
\end{aligned} \tag{187}$$

In the above invariant as a convention we have chosen z_1 as the starting point. By repeatedly applying the braiding formulas (98),(99) and (100) we have that this invariant is equal to

$$TrR^{-3}W(w_2, z_3)W(z_8, w_2)W(z_3, z_8) \tag{188}$$

Then we have that (188) is equal to

$$TrW(z_3, z_8)R^{-3}W(w_2, z)W(z, z_3)W(z_8, z_1)W(z_1, w_2) \tag{189}$$

where $W(w_2, z_3) = W(w_2, z)W(z, z_3)$ with z being a point on the line represented by $W(w_2, z_3)$ and that $W(z_8, w_2) = W(z_8, z_1)W(z_1, w_2)$. Since z_1 is as the starting and ending point we have the following braiding formula:

$$\begin{aligned}
& W(w_2, z_3)W(z_8, w_2) \\
& = W(w_2, z)W(z, z_3)W(z_8, z_1)W(z_1, w_2) \\
& = R^{-1}W(z_8, z_1)W(z, z_3)W(w_2, z)W(z_1, w_2) \\
& = R^{-1}W(z_8, z_1)W(z_1, w_2)W(w_2, z)W(z, z_3)R^{-1} \\
& = R^{-1}W(z_8, w_2)W(w_2, z_3)R^{-1}
\end{aligned} \tag{190}$$

Thus we have that (188) is equal to

$$\begin{aligned}
& TrW(z_3, z_8)R^{-3}R^{-1}W(z_8, w_2)W(w_2, z_3)R^{-1} \\
& = TrW(z_3, z_8)R^{-4}W(z_8, z_3)R^{-1} \\
& =: TrW(z_3, z_8)R^{-4}\bar{W}(z_8, z_3)
\end{aligned} \tag{191}$$

Then in (191) we have that

$$\begin{aligned}
& \bar{W}(z_8, z_3) \\
& = W(z_8, z_3)R^{-1} \\
& = W(z_8, z_1)W(z_1, w_1)W(w_1, z_2)W(z_2, z_3)R^{-1} \\
& = W(z_8, z_1)W(z_2, z_3)W(w_1, z_2)W(z_1, w_1)RR^{-1} \\
& = W(z_8, z_1)W(z_2, z_3)W(w_1, z_2)W(z_1, w_1)
\end{aligned} \tag{192}$$

This shows that $\bar{W}(z_8, z_3)$ is a generalized Wilson line. Thus by the same braiding formula for generalized Wilson line we have that (191) is equal to:

$$\begin{aligned}
& TrR^{-4}\bar{W}(z_8, z_3)W(z_3, z_8) \\
& = TrR^{-4}RW(z_3, z_8)\bar{W}(z_8, z_3)R \\
& = TrR^{-3}W(z_3, z_8)W(z_8, z_3) \\
& = TrR^{-3}W(z_3, z_3)
\end{aligned} \tag{193}$$

where the first equality is by a braiding formula which is similar to the braiding formula (190). This is the knot invariant for the figure eight knot and we have that $m = 3$ for this knot.

Let us then consider the nonprime knot $\mathbf{3}_1 \star \mathbf{3}_1$ in Fig.10. The trace of the generalized loop of this knot is given by

$$\begin{aligned}
& TrW(z_4, w_1)W(w_1, z_2)W(z_1, w_1)W(w_1, z_5) \cdot \\
& W(z_2, w_2)W(w_2, z_6)W(z_5, w_2)W(w_2, z_3) \cdot \\
& W(z_3, w_1)W(w_1, z_5)W(z_4, w_1)W(w_1, z_2) \cdot \\
& W(z_5, w_2)W(w_2, z_3)W(z_2, w_2)W(w_2, z_6) \cdot \\
& W(z_3, w_3)W(w_3, z_1)W(z_6, w_3)W(w_3, z_4) \cdot \\
& W(z_6, w_3)W(w_3, z_4)W(z_1, w_3)W(w_3, z_1)
\end{aligned} \tag{194}$$

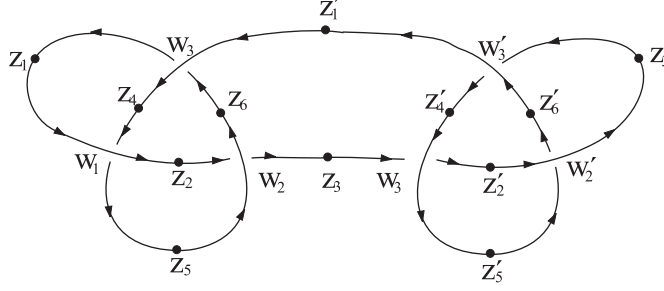


Fig.10

By repeatedly applying braiding formula (100) we have that this invariant is equal to

$$\begin{aligned}
& TrW(z_1, w'_2)W(z_5, z_1)W(w'_2, z_5) \\
&= TrW(z_1, w_2)W(w_2, w'_2)W(z_5, w_2)W(w_2, z_1)W(w'_2, z_5) \\
&= TrW(z_1, w_2)W(w_2, z_1)W(z_5, w_2)W(w_2, w'_2)R^4W(w'_2, z_5)
\end{aligned} \tag{195}$$

where the braiding of $W(w_2, z_1)$ and $W(w_2, w'_2)$ gives R^4 . This braiding formula comes from the fact that the Wilson line $W(w_2, w'_2)$ represents a curve with end points w_2 and w'_2 such that one and a half loop is formed which cannot be removed because the end point w'_2 is attached to this curve itself to form the closed loop. This closed loop gives a 3π phase angle which is a topological effect. Thus while the usual braiding of two pieces of curves gives R which is of a π phase angle we have that the braiding of $W(w_2, z_1)$ and $W(w_2, w'_2)$ gives R and an additional 3π phase angle and thus gives R^4 .

Then we have that (194) is equal to

$$\begin{aligned}
& TrW(w'_2, z_5)W(z_1, w_2)W(w_2, z_1)W(z_5, w_2)W(w_2, w'_2)R^4 \\
&= TrW(w'_2, z_5)W(z_1, w_2)RW(z_5, w_2)W(w_2, z_1)R^{-1}W(w_2, w'_2)R^4 \\
&= TrW(w'_2, z_5)W(z_1, w_2)RW(z_5, z_1)R^{-1}W(w_2, w'_2)R^4 \\
&= TrRW(z_1, w_2)W(w'_2, z_5)W(z_5, z_1)R^{-1}W(w_2, w'_2)R^4 \\
&= TrRW(z_1, w_2)W(w'_2, z_1)R^{-1}W(w_2, w'_2)R^4 \\
&= TrW(w'_2, z_1)W(z_1, w_2)W(w_2, w'_2)R^4 \\
&= TrW(w_2, w_2)W(w_2, w'_2)R^4 \\
&= TrW(w'_2, w'_2)R^4
\end{aligned} \tag{196}$$

This is the invariant of $\mathbf{3}_1 \star \mathbf{3}_1$. Then we have that the invariant of the image of $\mathbf{3}_1 \star \mathbf{3}_1$ is of the form $TrW(w, w)R^{-4}$. Thus we have that $m = 4$ for $\mathbf{3}_1 \star \mathbf{3}_1$.

Let us then consider the nonprime knot $\mathbf{3}_1 \times \mathbf{3}_1$ in Fig.11. We have that the trace of the generalized Wilson loop of $\mathbf{3}_1 \times \mathbf{3}_1$ is given by:

$$\begin{aligned}
& TrW(z_4, w_1)W(w_1, z_2)W(z_1, w_1)W(w_1, z_5) \cdot \\
& W(z_2, w_2)W(w_2, z_6)W(z_5, w_2)W(w_2, z_3) \cdot \\
& W(z'_4, w'_1)W(w'_1, z'_2)W(z'_3, w'_1)W(w'_1, z'_5) \cdot \\
& W(z'_2, w'_2)W(w'_2, z'_6)W(z'_5, w'_2)W(w'_2, z'_3) \cdot \\
& W(z_6, w_3)W(w_3, z_4)W(z_3, w_3)W(w_3, z_1) \cdot \\
& W(z_6, w_3)W(w_3, z_4)W(z_1, w_3)W(w_3, z_1)
\end{aligned} \tag{197}$$

By repeatedly applying braiding formulas (98), (99) and (100) we have that this invariant is equal to

$$TrRW(z'_1, w_1)R^2W(z'_4, z'_6)W(w_1, z'_4)W(z'_6, z'_1) \tag{198}$$

where the Wilson line $W(w_1, z'_4)$ represents the piece of curve which starts at w_1 and goes through z_5 , z_6 , z_1 and ends at z'_4 . This curve includes a one and a half loop which cannot be removed since w_1 is

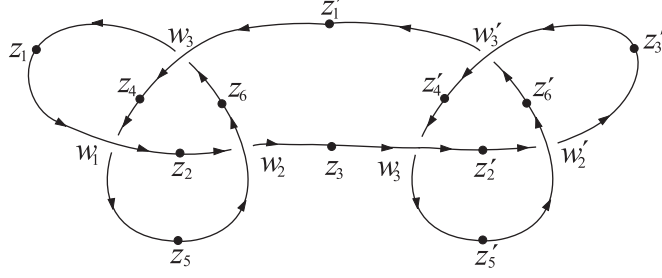


Fig.11

attached to this curve to form the loop. This is of the same case as that in the knot $\mathbf{3}_1 \star \mathbf{3}_1$. This is a topological property which gives a 3π phase angle.

We have that (198) is equal to

$$TrRW(z'_1, w_1)R^2W(z'_4, w'_1)W(w'_1, z'_6)W(w_1, w'_1)W(w'_1, z'_4)W(z'_6, z'_1) \quad (199)$$

where the piece of curve represented by Wilson line $W(w_1, w'_1)$ also contains the closed loop. Now let this knot $\mathbf{3}_1 \times \mathbf{3}_1$ be starting and ending at z'_6 . Then by the braiding formula on $W(w_1, w'_1)$ and $W(z'_4, w'_1)$ as in the case of the knot $\mathbf{3}_1 \star \mathbf{3}_1$ we have that (199) is equal to

$$\begin{aligned} & TrRW(z'_1, w_1)R^2 \\ & R^4W(w_1, w'_1)W(w'_1, z'_6)W(z'_4, w'_1)W(w'_1, z'_4)W(z'_6, z'_1) \\ = & TrRW(z'_1, w_1)R^6 \\ & W(w_1, w'_1)RW(z'_4, w'_1)W(w'_1, z'_6)R^{-1}W(w'_1, z'_4)W(z'_6, z'_1) \\ = & TrRW(z'_1, w_1)R^6 \\ & W(w_1, w'_1)RW(z'_4, z'_6)R^{-1}W(w'_1, z'_4)W(z'_6, z'_1) \\ = & TrRW(z'_1, w_1)R^6 \\ & W(w_1, w'_1)RW(z'_4, z'_6)W(z'_6, z'_1)W(w'_1, z'_4)R^{-1} \\ = & TrRW(z'_1, w_1)R^6 \\ & W(w_1, w'_1)RW(z'_4, z'_1)W(w'_1, z'_4)R^{-1} \\ = & TrW(z'_1, w_1)R^6W(w_1, w'_1)RW(z'_4, z'_1)W(w'_1, z'_4) \end{aligned} \quad (200)$$

where we have repeatedly applied the braiding formula (100).

Now let z'_4 be the starting and ending point. Then we have that (200) is equal to

$$\begin{aligned} & TrW(z'_1, w_1)R^6W(w_1, w'_1)W(w'_1, z'_4)W(z'_4, z'_1)R \\ = & TrW(z'_1, w_1)R^6W(w_1, z'_1)R \\ = & TrW(z'_1, w_1)R^6W(w_1, w'_1)W(w'_1, z'_4)W(z'_4, w'_1)W(w'_1, z'_1)R \\ = & TrW(z'_1, w_1)R^6W(w_1, w'_1)W(w_1, z'_1)W(z'_4, w'_1)W(w'_1, z'_4) \\ = & TrW(z'_1, w_1)R^6\bar{W}(w_1, z'_1) \\ = & TrR^6\bar{W}(w_1, z'_1)W(z'_1, w_1) \end{aligned} \quad (201)$$

where $\bar{W}(w_1, z'_1)$ denotes the following generalized Wilson line:

$$W(w_1, w'_1)W(w'_1, z'_1)W(z'_4, w'_1)W(w'_1, z'_4) \quad (202)$$

Then by the same braiding formula for generalized Wilson lines we have that (201) is equal to

$$\begin{aligned} & TrR^6\bar{W}(w_1, z'_1)W(z'_1, w_1) \\ = & TrR^6RW(z'_1, w_1)\bar{W}(w_1, z'_1)R \\ = & TrR^6RW(z'_1, w_1)W(w_1, z'_1)RR \\ = & TrR^9W(z'_1, z'_1) \end{aligned} \quad (203)$$

This is the knot invariant for the knot $\mathbf{3}_1 \times \mathbf{3}_1$. Then we have that the image of $\mathbf{3}_1 \times \mathbf{3}_1$ is with the knot invariant $Tr R^{-9} W(z'_1, z'_1)$. Thus we have that $m = 9$ for the knot $\mathbf{3}_1 \times \mathbf{3}_1$.

More computations of this new knot invariant will be given elsewhere.

14 Classification of Links

Similar to the case of knot for each link L we can construct the generalized Wilson loop $W(L)$. For the case of link in constructing the generalized Wilson loop we need to consider the crossings between two knot components of a link. As shown in the Hopf link example for a crossing between two knot components of a link we give it a simultaneous ordering such that the braiding formulas for such crossing are defined which are choices of branch of the Wilson product representing the crossing. When the associate braiding formulas are defined we have then completely represented this crossing by its Wilson product. Once a crossing between two knot components of a link L is completely represented by its Wilson product we can then follow the orientations of the knot components of this link L to write out the generalized Wilson loop $W(L)$ of L which is a sequence of Wilson products representing the crossings of L .

Let us consider some examples to illustrate the construction of $W(L)$. As a simple example let us consider again the Hopf links in Fig.8. We let an ordering be such that $W(z_1, z_2)$ starts first and $W(z_3, z_4)$ follows it simultaneously. This is by definition a simultaneous ordering of $W(z_1, z_2)$ and $W(z_3, z_4)$. Then next we let $W(z_2, z_1)$ starts first and $W(z_4, z_3)$ follows it simultaneously. This is by definition a simultaneous ordering of $W(z_2, z_1)$ and $W(z_4, z_3)$.

For the Hopf link if we let 1 denotes the crossing of $W(z_1, z_2)$ with $W(z_3, z_4)$ and let 2 denotes the crossing of $W(z_2, z_1)$ with $W(z_4, z_3)$. Then we have $W(L) = 12$.

Then as similar to the case of knot we can show that the generalized Wilson loop of a link also has the circling property. As an example let us first consider the Hopf link. For the Hopf link we have the following circling property:

$$12 = 21 = 12 = \dots \quad (204)$$

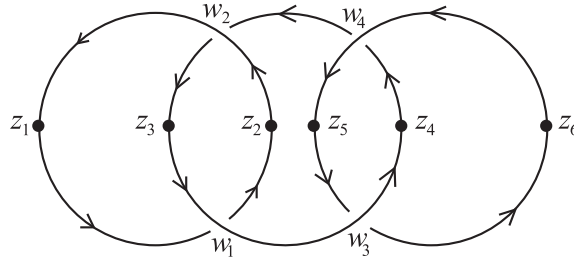


Fig.12

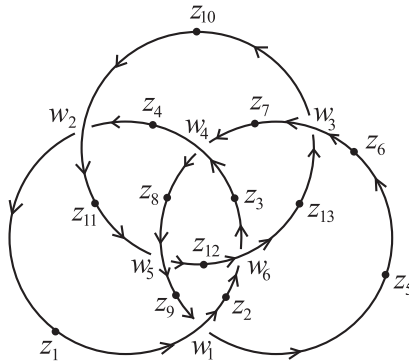


Fig.13

For a general link L we may have multi-circlings. As an example let us consider the link L in Fig.12. Let i denotes the crossing at $w_i, i = 1, 2, 3, 4$. Then we have that the generalized wilson loop $W(L) = 1234$ satisfies the following three circlings of L :

$$\begin{aligned} 1234 &= 2134 = 1234 = \dots \\ 1234 &= 4123 = 3412 = 2341 = 1234 = \dots \\ 1234 &= 1243 = 1234 = \dots \end{aligned} \quad (205)$$

As one more example let us consider the Borromeo ring L in Fig.13. Let i denotes the crossing at $w_i, i = 1, \dots, 6$. Then we have that the generalized wilson loop $W(L) = 142635$ satisfies the following three circlings of L :

$$\begin{aligned} 142635 &= 214635 = 421635 = 142635 = \dots \\ 142635 &= 143265 = 146325 = 142635 = \dots \\ 142635 &= 514263 = 351426 = 135426 = 513426 = 351426 = 142635 \dots \end{aligned} \quad (206)$$

For this Borromeo ring besides the above circlings there are other circlings come from the four subloops. For convenience let us write the generalized Wilson loop 142635 in the form 1(6)42(5)63(4)5 where (x) means that the number x is circled to the position of x without $()$ as indicated in the sequence 142635. From the four subloops we have four subcirclings. As an example we have the following subcircling for the subloop with crossings 4256 (The numbers inside $[]$ is a subcircling):

$$1[4256]3(4)(5)(6) = 1[6425]3(4)(5)(6) = 1[5642]3(4)(5)(6) = 1[2564]3(4)(5)(6) = 1[4256]3(4)(5)(6) = \dots \quad (207)$$

For all the loops and subloops by exactly the method for the case of knot we can show that the generalized Wilson loop has the above circling property of the Borromeo ring. Also by exactly the method for the case of knot we can show that the generalized Wilson loop of a general link has the circling property of this link. With this circling property of the generalized Wilson loop as similar to the case of knot we have the following theorem for links:

Theorem 10 *Each link L can be faithfully represented by its generalized Wilson loop $W(L)$ in the sense that if two link diagram have the same generalized Wilson loop then these two link diagram must be equivalent.*

From this theorem on faithful representation of links we have the following classification theorem for links.

Theorem 11 *Let $W(L)$ denotes the generalized Wilson loop of a link L with component knots $K_j, j = 1, \dots, n$. Then $W(L)$ is a link invariant which classifies links. We have that $W(L)$ can be written in the following form:*

$$W(L) = R_1^{-m_1} \dots R_q^{-m_q} W(K_1) \dots W(K_n) \quad (208)$$

where $R_i, i = 1, \dots, q$ are independent monodromies of the KZ equation which come from the linkings of $K_j, j = 1, \dots, n$ where the independence comes from that the domains of R_i are subsets of $\{W(K_1), \dots, W(K_n)\}$ which are different for different $R_i, i = 1, \dots, q$. Also these R_i and the monodromies for $W(K_j), j = 1, \dots, n$ are independent.

Then the trace $Tr_N W(L)$ is also a link invariant which classifies links. This link invariant $Tr_N W(L)$ can be written in the following form

$$Tr_N W(L) = Tr_N R_1^{-m_1} \dots Tr_N R_q^{-m_q} Tr_N W(K_1) \dots Tr_N W(K_n) \quad (209)$$

Proof. The proof of this theorem is similar to the case of knot. As similar to the case of knot let us first find the following expression for $W(L)$:

$$W(L) = R_1^{-m_1} \dots R_q^{-m_q} W(K_1) \dots W(K_n) \quad (210)$$

where R_i are independent monodromies which are also independent of the monodromies for $W(K_j)$ (We shall give more details on the meaning of independence). From this expression and the above theorem on faithful representation of link we then have that the link invariant $Tr_N W(L)$ classifies links.

Let L be a trivial link with two unlinking component K_1 and K_2 . We may suppose that K_1 and K_2 have no crossings to each other. Then $W(L)$ is in the following form:

$$W(L) = W(K_1)W(K_2) \quad (211)$$

where we have

$$W(K_j) = R_j^{k_j} A_j, \quad j = 1, 2 \quad (212)$$

for some $k_j, j = 1, 2$. We have that the $R_j, j = 1, 2$ matrices operating on two independent operators A_1 and A_2 respectively where K_1 and K_2 are regarded as two independent components of the tensor L . Then the independence of R_1 and R_2 is described by that the domains of R_1 and R_2 are respectively $\{A_1\}$ and $\{A_2\}$ which are different.

Let K_1 and K_2 be linked to form a link L . Then from the theorem in the section on solving the KZ equations we have that $W(L)$ is in a tensor product form. Since K_1 and K_2 are two closed curves we have that this tensor product reduces its degree to a product with a tensor product of the form $A_1 \otimes A_2$ where A_1 and A_2 are two independent operators for K_1 and K_2 respectively. Then since the matrices Φ_{ij} and Ψ_{ij} act on either A_1 or A_2 we have that they commute with $A_1 \otimes A_2$ and thus we can write $W(L)$ in the following form:

$$W(L) = R_{a_1}^{-p_{a_1}} \cdots R_{a_b}^{-p_{a_b}} A_1 \otimes A_2 \quad (213)$$

where the monodromies R_{a_i} acts either on A_1 or A_2 . Since $W(K_j) = R_j^{-k_j} A_j, j = 1, 2$ from (213) we can write $W(L)$ in the following form:

$$W(L) = R_1^{-m_1} \cdots R_q^{-m_q} W(K_1)W(K_2) \quad (214)$$

where $W(K_1)W(K_2) = W(K_1) \otimes W(K_2)$. We have that the monodromies R_i in (214) must be independent of the monodromies $R_j, j = 1, 2$ since if $R_i = R_j$ then it will be absorbed by $W(K_j)$ to form a generalized Wilson loop $W(K')$ for some knot K' which is not equivalent to $W(K_j)$. This is impossible since L is not formed with this knot K' . On the other hand the monodromies R_i in (214) can be set to be independent of each other since if two R_i are the same then they can be merged into one R_i . Here the independence of the monodromies are from the difference of their domains. This form (214) of $W(L)$ is just the required form (210). For a general L the proof of this form of $W(L)$ is similar. This proves the theorem.

Let us give more details on the domain of a monodromy, as follows. For simplicity let us consider the above link L with two components K_1 and K_2 . We have that a monodromy R_i acts on A_1 or A_2 (or acts on $W(K_1)$ or $W(K_2)$). Thus the domain of R_i is actually a subset of $\{W(K_1), W(K_2)\}$ (Thus we have $q = 1$ for a link with two knot components). Let us consider the Hopf link as a simple example. For the Hopf link L we have that $W(L) = R^{\pm 2} W(K_1)W(K_2)$. In this $W(L)$ the monodromy R is with domain $\{W(K_1), W(K_2)\}$ since R is obtained by braiding between the Wilson lines of K_1 and K_2 . On the other hand the $R_j, j = 1, 2$ for $W(K_j)$ are with domains $\{W(K_j)\}, j = 1, 2$ respectively. From the difference of domains we have that the three monodromies are independent.

15 Quantum Invariants of 3-manifolds and Classification

In this section we derive quantum invariants of closed 3-manifolds from the above quantum invariants of links. Let us begin with the framing of a knot. Let K be a knot and let K' be another knot linking to K such that K and K' form a ribbon. Let L denotes this link. Let $f = lk(K, K')$ denotes the linking number of K and K' which is called the framing of K . K is called a framed knot if K is assigned with a framing number. We use this framed knot K to represent the link L . This means that by the term framed knot K (or a knot K with framing f) we actually mean the link (or the ribbon) L . This link L represents a Dehn surgery on the knot K [26][27].

Then the Lickorish theorem states that any closed (orientable and connected) 3-manifold M can be obtained from a Dehn surgery on a link L with each component being a trivial knot with framing ± 1 in S^3 [24][27][29]. From this theorem we then consider the following quotient whose meaning will be described:

$$\frac{W(L)}{W(L_0)} \quad (215)$$

where we use L_0 to denote the collection of unlinking component of L which are unknots with framing ± 1 . In (215) we use the notation $W(L)$ to denote the generalized Wilson loop of L .

We want to show that from the quotient (215) we can get an invariant which classifies closed 3-manifolds. First we have the following classification theorem for framed links.

Theorem 12 *Let $W(L)$ denotes the generalized Wilson loop of a framed link L with component framed knots $K_j, j = 1, \dots, n$. Then $W(L)$ faithfully represents L and we can write $W(L)$ in the following form:*

$$W(L) = R_1^{-m_1} \dots R_a^{-m_a} W(K_1) \dots W(K_n) \quad (216)$$

where $R_i, i = 1, \dots, a$, are all independent monodromies such that each R_i is defined to act on a different subset of the set $\{W(K_{jk}), j = 1, \dots, n; k = 1, 2\}$ where $K_{jk}, k = 1, 2$ denote the two partner knots of K_j (It is this different domain of each R_i gives the independence of R_i).

This theorem is a special case of the classification theorem for links in that we apply this theorem to links which are in the form of framed links.

Now let us give a representation of the Kirby moves (or equivalently the Rolfsen-Fenn-Rourke moves [23][27][22]) with this representation of framed links. Let C denotes an unknot with framing ± 1 . Let this framed C be unlinked to other unknots K_i with framing ± 1 . Let L denote this link. Then L represents a Dehn surgery for a 3-manifold. Then from the above theorem we have that the numerator $W(L)$ of (215) for L represents a Dehn surgery on L for a 3-manifold. Thus this numerator can be regarded as an invariant for the 3-manifold obtained from this surgery on L . To get an invariant from this numerator let us divide it with the factor $W(C)$. This means that the factor $W(C)$ is removed from the numerator $W(L)$ when C is unlinked to other component of $W(L)$. We see that the result of this removing represents the first Kirby move [23][27][26]. Thus we have the following theorem:

Theorem 13 *The first Kirby move can be represented by removing (or vice versa adding) a unlinked component $W(C)$ from $W(L)$ of a framed link L where C is a unknot with framing ± 1 .*

Let us denote the resulting link of the first Kirby move by the quotient $\frac{W(L)}{W(C)}$. Then the quotient (215) is defined as the result of removing all the unlinked components of L which are unknots with framing ± 1 . In particular when L consists of unknots with framing ± 1 which are all unlinked then we define $\frac{W(L)}{W(L)} = 1$.

Let us then consider the second Kirby move or the Rolfsen-Fenn-Rourke move [23][27][22]. We notice that since the generalized Wilson loop $W(L)$ faithfully represents a framed link L , The procedure of the Rolfsen-Fenn-Rourke move which changes a framed L_1 to another framed L_2 can be completely represented by the corresponding procedure which changes $W(L_1)$ to $W(L_2)$.

From the second Kirby move we can give an equivalence relation on the quotients $\frac{W(L)}{W(L_0)}$ as follows. Let two generalized Wilson loops $W(L_1)$ and $W(L_2)$ be related by a second Kirby move. Then we define an equivalence relation \sim on the quotients $\frac{W(L)}{W(L_0)}$ that $\frac{W(L_1)}{W(L_{10})} \sim \frac{W(L_2)}{W(L_{20})}$. We can choose an element from each equivalence class to represent the equivalence class. For the equivalence class of S^3 we can choose the quotient $\frac{W(C)}{W(C)} = 1$ to represent S^3 where C denotes a unknot with framing ± 1 . For other equivalence classes we can arbitrary choose a quotient $\frac{W(L)}{W(L_0)}$ to represent this equivalence class. For other equivalence classes since $W(L) \neq W(L_0)$ we have that $\frac{W(L)}{W(L_0)} \neq 1$ and is of the following form:

$$\begin{aligned} \frac{W(L)}{W(L_0)} &= R_1^{-m_1} \dots R_a^{-m_a} W(K_{i_1}) \dots W(K_{i_b}) \\ &=: P_L(R) W(K_{i_1}) \dots W(K_{i_b}) \end{aligned} \quad (217)$$

where $R_i, i = 1, \dots, a$ are independent monodromies of the KZ equation and $W(K_{i_j}), j = 1, \dots, b$ denote the framed knot components of $W(L)$ which are linked. This form (217) is from the form (216) of $W(L)$.

In choosing a quotient $\frac{W(L)}{W(L_0)}$ to represent an equivalence class we may choose a simple one which is with the smallest number b and then with the smallest number a . Then among these quotients we choose a quotient with smallest $|m_1|$. Once m_1 is determined we then choose a quotient with smallest $|m_2|$, and so on. Let us call such quotient as a minimal quotient.

Now we have the following classification theorem:

Theorem 14 *Closed (orientable and connected) 3-manifold M can be classified by the quotient (217).*

Proof. Let M_1 and M_2 be two closed 3-manifolds with the same quotient. We want to show that they are homeomorphic. By using the Lickorish theorem let M_1 and M_2 be obtained from the Duhn surgery on framed links L_1 and L_2 respectively where L_1 and L_2 are links with unknots having framings ± 1 as components. Since M_1 and M_2 have the same quotient (217) we have

$$W(L'_1) := \frac{W(L_1)}{W(L_{10})} = \frac{W(L_2)}{W(L_{20})} =: W(L'_2) \quad (218)$$

where L'_1 and L'_2 are two links which are the linking parts of L_1 and L_2 respectively. We have that by the first Kirby moves M_1 and M_2 can also be obtained from Duhn surgery on L'_1 and L'_2 respectively. Now since the generalized Wilson loop classifies links from (218) we have $L'_1 = L'_2$. This shows that M_1 and M_2 are homeomorphic. This proves the theorem.

From the above derivation we see that the normalized trace Tr_N of the quotient invariant (217) for the 3-sphere S^3 is equal to 1 while the normalized trace of the quotient invariants (217) for other closed 3-manifolds which are not homeomorphic to S^3 are of the form

$$Tr_N R_1^{-m_1} \dots Tr_N R_a^{-m_a} Tr_N W(K_{i_1}) \dots Tr_N W(K_{i_b}) \quad (219)$$

where $R_i, i = 1, \dots, n$ are independent and $K_{i_j}, j = 1, \dots, b$ are unknots with framing ± 1 . Thus we have the following theorem.

Theorem 15 *Closed (orientable and connected) 3-manifold can be classified by a quantum invariant of the form that this invariant is equal to 1 when the 3-manifold is the 3-sphere S^3 and is of the form (219) or (217) where m_i are nonzero integers when the 3-manifold is not homeomorphic to S^3 .*

We remark that the invariants (219) or (217) are also invariants of framed knots and links. From this in the following section we prove the Poincaré Conjecture.

16 Proof of The Poincaré Conjecture

Let us apply the above classification of closed 3-manifolds to prove the Poincaré conjecture. Let us first consider the manifold $M = S^2 \times S^1$ which is obtained by Duhn surgery on a framed Hopf link L . We have that M is classified by the generalized Wilson loop $W(L)$ which is the quotient invariant (217) and is written in the following form:

$$W(L) = P_L(R)W(C_1)W(C_2) \quad (220)$$

where C_1 and C_2 are two unknots with framing ± 1 and they are unlinked and that the Wilson loops $W(C_1)$ and $W(C_2)$ are independent. We remark that C_1 and C_2 correspond to the two knot component of L but are different from the two knot components of L since these two knot components are linked while C_1 and C_2 are unlinked and thus are independent of each other.

Since $S^2 \times S^1$ is not simply connected and that the simply connected property is expressed by closed paths we have that the two Wilson loops $W(C_1)$ and $W(C_2)$ represented the nonsimply connected property of $S^2 \times S^1$ because C_1 and C_2 are consisted with closed paths. Then we notice that the factor $P_L(R)$ which is not equal to 1 plays the role of giving the existence of $W(C_1)$ and $W(C_2)$ since without this

factor from the definition of the quotient invariant (217) we have that $W(C_1)$ and $W(C_2)$ are to be deleted by the first Kirby moves and the nonsimply connected property disappears.

Let us consider the nonsimply connected property of $S^2 \times S^1$ from another angel. By the Rolfsen-Fenn-Rourke move we have that L is equivalent to the framed unknot C^0 with framing 0 and thus $S^2 \times S^1$ can also be represented by the following generalized Wilson loop $W(C^0)$ of C^0 :

$$W(C^0) = R^2 W(C^1) =: P_{C_0}(R) W(C^1) \quad (221)$$

where R equals to the monodromy of $W(C^1)$ for the framing 1 of the unknot C^1 and that R^2 gives a linking number -1 such that the total framing is 0. This C^1 gives the nonsimply connected property of $S^2 \times S^1$ and we may identify this C^1 with one of the above C_1 or C_2 . From the structure of $S^2 \times S^1$ we can regard this C^1 as a closed (framed) path which is linked to S^1 to form a Hopf link and that this C_1 is in the complement of $S^2 \times S^1$. Then the property that any closed path in S^1 cannot continuously crossing this C^1 to deform to a point in S^1 gives the nonsimply connected property of $S^2 \times S^1$. The factor $P_{C_0}(R) = R^2$ which is not equal to 1 gives the existence of this C^1 .

Now let M be a closed 3-manifold obtained from surgery on a framed knot K^f with framing f . Then M can be represented by the generalized Wilson loop $W(K^f)$ which can be of the following form:

$$W(K^f) = P_{K^f}(R) W(C^1) \quad (222)$$

where $P_{K^f}(R)$ is a products of monodromies with domains which are subsets of $W(C_i^1), i = 1, 2$ where $C_i^1, i = 1, 2$ denote the two partner unknot of the framed unknot C^1 with framing 1. Then as the $S^2 \times S^1$ case we have that M is nonsimply connected when the factor $P_{K^f}(R)$ is not equal to 1. Thus the Wilson loop $W(C^1)$ gives the nonsimply connected property. It follows that a product of the form $P_{K^f}(R) W(C^1)$ where $P_{K^f}(R)$ is not equal to 1 gives a nonsimply connected property. This means that there exists a closed path in M encircling C_1 such that it cannot continuously crossing C_1 to deform to a point in M .

Now let M be a closed 3-manifold which is classified with the following nontrivial minimal quotient invariant (217):

$$W(L) = P_L(R) W(C_1) \cdots W(C_n) \quad (223)$$

where L denotes a surgery link for M and $C_i, i = 1, \dots, n$ are framed unknots with framing ± 1 . The Wilson loops $W(C_i), i = 1, \dots, n$ are independent. The factor $P_L(R)$ which is not equal to 1 gives the existence of $W(C_i), i = 1, \dots, n$ that these $C_i, i = 1, \dots, n$ are not removed by the first Kirby moves.

Let us investigate whether each $C_i, i = 1, \dots, n$ gives a nonsimply connected property of M . Let us, for example, investigate whether C_1 gives a nonsimply connected property of M . Consider the factor $P_L(R)$ in (223). This factor is a product of independent R_j where each R_j is with domain which is a subset of $W(C_{ik}), i = 1, \dots, n, k = 1, 2$ where we use the notation $C_{ik}, k = 1, 2$ to denote the two partner unknots of C_i . Different domain gives different R_j and this is the origin of independence of R_j . Let us consider a special case of $P_L(R)$ that all R_j which are with domain containing $W(C_{1k}, k = 1, 2)$ are restricted to with a restricted domain not including $W(C_{ik}), i = 2, \dots, n, k = 1, 2$. For this restricted case of $P_L(R)$ we can write $P_L(R)$ in the form $P_L(R) = P_L(R)_1 P_L(R)_2$ where $P_L(R)_1$ denotes the part which is a product of R_j with domain containing only $W(C_{1k}, k = 1, 2)$ and $P_L(R)_2$ denotes the part which is a product of R_j with domain not containing $W(C_{1k}, k = 1, 2)$. In this case we can write

$$W(L) = W(L)_1 \cdot W(L)_2 := P_L(R)_1 W(C_1) \cdot P_L(R)_2 W(C_2) \cdots W(C_n) \quad (224)$$

where $W(L)_1$ and $W(L)_2$ are independent. Thus in this restricted case we have that $W(L)_2$ is not related to $W(L)_1$ which gives property of $W(C_1)$ and thus $W(L)_2$ can be neglected without affecting the property of $W(C_1)$ (Here we remark that $W(L)_2$ may be removable by the Rolfsen-Fenn-Rourke move for some 3-manifolds such as $S^2 \times S^1$). Thus in this restricted case we have that $W(L)_1$ gives property of $W(C_1)$ for M .

Now since $P_L(R)_1$ is with domain $W(C_{1k}), k = 1, 2$ we have that $W(L)_1$ is in the form (222). On the other hand since $P_L(R)$ is not equal to 1 we have that the restriction $P_L(R)_1$ can also be not equal to 1 because those R_j in $P_L(R)_1$ with its original domain containing $W(C_i), i = 2, \dots, n$ are independent of those R_j in $P_L(R)_1$ with domain containing $W(C_{1k}), k = 1, 2$ only and thus we may set the values

of these R_j such that the product $P_L(R)_1$ is not equal to 1. This gives the existence of $W(C_1)$. Now we have that $W(L)_1$ is in the form (222) with $P_L(R)_1$ not equals to 1. It then follows from the above nonsimply connected property of the form (222) that $W(C_1)$ gives a nonsimply connected property of M .

Similarly we have that $W(C_i), i = 2, \dots, n$ in (223) gives nonsimply connected property of M . Now since each case of $W(C_i)$ is independent of others we have that M is nonsimply connected where M is classified with $W(L)$ of the form (223).

Now let M be a simply connected closed (orientable and connected) 3-manifold. We want to show that it is homeomorphic to S^3 . Let us suppose that M is not homeomorphic to S^3 . Then from the above classification theorem we have that M is classified by a quantum invariant of the form (223). Thus we have that M is not simply connected. This is a contradiction. Thus M is homeomorphic to S^3 . This proves the Poincaré conjecture and we have the following theorem:

Theorem 16 (Poincaré Conjecture) *Let M be a closed (orientable and connected) and simply connected 3-manifold. Then M is homeomorphic to the 3-sphere S^3 .*

17 Examples of Quantum Invariants of 3-Manifolds

In this section we give more examples to illustrate the construction of the quotient invariant (217). Let us first consider the 3-sphere S^3 . Let a surgery in S^3 be described by a unknot C with framing ± 1 . Let us denote this framed knot by $C^{\pm 1}$. Let us take a convention that these two framed knots $C^{\pm 1}$ are with opposite orientations (we shall give each knot an orientation which will be important for constructing 3-manifolds). Then the 3-manifold obtained by this surgery (which is just S^3) is represented by the generalized Wilson loop $W(C^{\pm 1})$. Then we have the following quotient invariant for this 3-manifold:

$$\frac{W(C^{\pm 1})}{W(C^{\pm 1})} = 1 \quad (225)$$

Thus the quotient invariant for S^3 is 1.

Let us then consider the 3-manifold $S^2 \times S^1$. This manifold is obtained by surgery on the Hopf link $L^{\pm 1 \pm 1}$ of two unknots with framing ± 1 (We adopt a notation $\pm 1 \pm 1$ which means that a framed knot with framing 1 is coupled to another framed knot with framing 1 or a framed knot with framing -1 is coupled to another framed knot with framing -1 . Similarly the notation $\mp 1 \pm 1$ means that a framed knot with framing -1 is coupled to another framed knot with framing 1). The three surgery instructions shown in Fig.14 describe homeomorphic manifolds which are $S^2 \times S^1$. The first and the second instructions are related by a Rolfsen-Fenn-Rourke move (or a second Kirby move). In terms of the generalized Wilson loop $W(L)$ of the Hopf link $L^{\pm 1 \pm 1}$ for this manifold we have that this Rolfsen-Fenn-Rourke move is represented by:

$$\begin{aligned} & \frac{W(L^{\pm 1 \pm 1})}{R^{\mp 2} W(C_1^{\pm 1}) W(C_2^{\pm 1})} \\ & \sim \frac{W(L^{\pm 1 \pm 1})}{W(C_2^{\pm 1})} \\ & = R^{\mp 2} W(C_1^{\pm 1}) \\ & = W(C_1^0) \end{aligned} \quad (226)$$

where

$$W(C_1^0) = R^{\mp 2} W(C_1^{\pm 1}) \quad (227)$$

and R is identified with the monodromy of the linking of $C_1^{\pm 1}$ that a linking number ∓ 1 which is from $R^{\mp 2}$ is added to the framing ± 1 of $C_1^{\pm 1}$ as a result of twisting. This gives the Rolfsen-Fenn-Rourke move and we choose $W(C_1^0) = R^{\mp 2} W(C_1^{\pm 1})$ as the invariant for the manifold represented by the Hopf link $L^{\pm 1 \pm 1}$ or C^0 .

Then we consider the equivalent surgery instructions in Fig.15. The surgery instruction of the trefoil knot $K^{\pm 1}$ in Fig.15a (we adopt the notation ± 1 to mean the left trefoil knot K with framing ± 1) gives

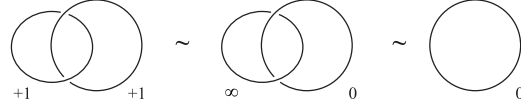


Fig.14

the following generalized Wilson loop $W(K^{\pm 1})$ which may be chosen as the quantum invariant for the manifold obtained from this surgery:

$$W(K^{\pm 1}) = R_1^{-1} R_2^{-1} W(C_1^{-3 \pm 1}) \quad (228)$$

where the monodromies $R_k, k = 1, 2$ are from the invariant of the two parter trefoil knots $K_{1k}, k = 1, 2$ of $K^{\pm 1}$ and $C_1^{-3 \pm 1}$ denotes a framed trivial knot with framing -3 ± 1 which is obtained from $K^{\pm 1}$. $R_i, i = 1, 2$ and the monodromies for the linking of C_1 are independent with domains $\{C_{11}\}, \{C_{12}\}, \{C_{11}, C_{12}\}$ respectively where $C_{1k}, k = 1, 2$ denote the two parter knots of C_1 .

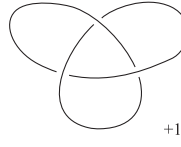


Fig.15a

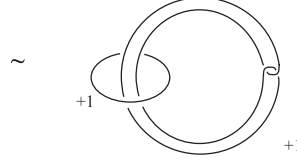


Fig.15b

On the other hand the Rolfsen-Fenn-Rourke move on C_2 of the surgery instruction of the link $L^{\pm 1 \pm 1}$ in Fig.15b is represented by the following procedure (We use the notation $\pm 1 \pm 1$ to mean that L is formed with two knots which are both with framing $+1$ or both with framing -1):

$$\begin{aligned} & W(L^{\pm 1 \pm 1}) \\ \sim & \frac{W(C_2^{\pm 1}) W(K^{\pm 1})}{W(C_2^{\pm 1})} \\ = & W(K^{\pm 1}) \\ = & R_1^{-1} R_2^{-1} W(C_1^{-3 \pm 1}) \end{aligned} \quad (229)$$

Since $W(K^{+1}) \neq W(K^{-1})$ we have that the two surgeries with K^{+1} and $W(K^{-1})$ respectively are not equivalent.

Then we consider the equivalent surgery instructions in Fig.16. The surgery instruction of the right trefoil knots $K^{\pm 1}$ with framing ± 1 in Fig.16a gives the following Wilson loop:

$$W(K^{\pm 1}) = R_1^1 R_2^1 W(C_1^{3 \pm 1}) \quad (230)$$

where the monodromies $R_k, k = 1, 2$ and C_1 are similar to the above case of left trefoil knot.

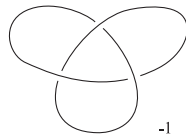


Fig.16a

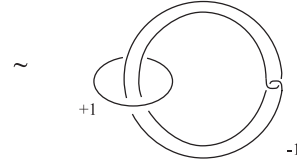


Fig.16b

On the other hand the Rolfsen-Fenn-Rourke move on C_2 of the surgery instruction of the link $L^{\pm 1 \pm 1}$ in Fig.16b is represented by the following procedure:

$$\begin{aligned} & W(L^{\mp 1 \pm 1}) \\ \sim & \frac{W(C_2^{\mp 1}) W(K^{\pm 1})}{W(C_2^{\mp 1})} \\ = & W(K^{\pm 1}) \\ = & R_1^1 R_2^1 W(C_1^{3 \pm 1}) \end{aligned} \quad (231)$$

We may choose $W(K^{\pm 1}) = R_1^1 R_2^1 W(C_1^{3\pm 1})$ as the invariant for the manifolds obtained from the surgeries with $K^{\pm 1}$. Since $W(K^{+1}) \neq W(K^{-1})$ we have that the two surgeries with K^{+1} and $W(K^{-1})$ respectively are not equivalent. Also since the four generalized Wilson loops $W(K^{\pm 1})$ in Fig.15 and Fig.16 are different we have that the four surgeries $K^{\pm 1}$ in Fig.15 and Fig.16 are not equivalent.

More calculations and examples of these invariants of 3-manifolds will be given elsewhere. We may compare these new quantum invariants of 3-manifolds with the quantum invariants of 3-manifolds in [28][25].

18 Conclusion

In this paper from a quantum gauge model we derive a conformal field theory and a quantum group structure from which we can derive the HOMFLY polynomial and a new knot invariant related to the HOMFLY polynomial. The relation between these two invariants is that both the HOMFLY polynomial and this new knot invariant can be derived by using two Knizhnik-Zamolodchikov (KZ) equations which are inversely dual to each other and are derived from the quantum gauge model. In this derivation an important concept called the Wilson lines and the generalized Wilson loops is introduced such that each knot diagram is represented by a generalized Wilson loop where the upper crossing, zero crossing and undercrossing of two curves can be represented by the orderings of two Wilson lines represent these two curves. We show that this new invariant can classify knots by showing that the generalized Wilson loop of a knot faithfully represents the knot in the sense that if two knot diagrams have the same generalized Wilson loop then these two knot diagrams must be equivalent. This new invariant is in terms of the monodromy R of the two Knizhnik-Zamolodchikov equations. In the case of knots this new invariant can be written in the form $Tr_N R^{-m}$ or in the polynomial form q^m where Tr_N denotes the normalized trace and $q = e^{\frac{2i\pi}{k+2}}$ for a constant $k > 0$. From this invariant we may classify knots with the integer m . A classification table of knots can then be formed where prime knots are classified with odd prime numbers m and nonprime knots are classified with nonprime numbers m .

Then from the new link invariants we can construct invariants of 3-manifolds. These invariants of 3-manifolds can classify closed 3-manifolds by the property that the new invariants of links can classify links. From this classification of closed 3-manifolds we can then prove the Poincaré conjecture.

References

- [1] V.F.R. Jones, "A polynomial invariant for knots via von Neuman algebras", Bull. Amer. Math. Soc. **12** 103-111 (1985).
- [2] E. Witten, "Quantum field theory and the Jones polynomial", Comm. Math. Phys. **121** (1989)351.
- [3] T. Kohno, "Monodromy representations of braid groups and Yang-Baxter equations", Ann. Inst. Fourier (Grenoble) **37** (1987) 139-160.
- [4] A. Tsuchiya and Y. Kanie, "Vertex operators in conformal field theory on P^1 and monodromy representations of braid group", Advanced Studies in Pure Math. **16** (1988) 293-272.
- [5] V. G. Drinfel'd. "Quasi-Hopf algebras", Leningrad Math. J. **1** 1419-57 (1990).
- [6] S.K. Ng, Knot Invariants and New Quantum Field Theory, math-qa/0004151.
- [7] J. Glimm and A. Jaffe, Quantum Physics, (Springer-Verlag, 1987).
- [8] L. Kauffman, Knots and Physics, (World Scientific, 1993).
- [9] J. Baez and J. Muniain, Gauge Fields, Knots and Gravity, (World Scientific 1994).
- [10] D. Lust and S. Theisen, Lectures on String Theory, (Springer-Verlag 1989).

- [11] A. Pressley and G. Segal, Loop Groups, (Clarendon Press 1986).
- [12] L.D. Faddeev and V.N. Popov, Phys. Lett. **25B** 29 (1967).
- [13] P. Di Francesco, P. Mathieu and D. Senechal, Conformal Field Theory, (Springer-Verlag 1997).
- [14] J. Fuchs, Affine Lie Algebras and Quantum Groups, (Cambridge University Press 1992).
- [15] V.G. Knizhnik and A.B. Zamolodchikov, "Current algebra and Wess-Zumino model in two dimensions", Nucl. Phys. B 247 (1984)83.
- [16] J. F. Cornwell, Group Theory in Physics, (Academic Press 1984).
- [17] V. Chari and A. Pressley, A Guide to Quantum Groups, (Cambridge University Press 1994).
- [18] M. Kaku, Strings, Conformal Fields, and M-Theory, (Springer, 2000).
- [19] K. Murasugi, Knot Theory and Its Applications, (Birkhauser Verlag, 1997).
- [20] W.B.R. Lickorish, An Introduction to Knot Theory, (Springer, 1997).
- [21] A. Kawauchi, A Survey of Knot Theory, (Birkhauser Verlag, 1996).
- [22] R. P. Fenn and C. P. Rourke. *On Kirby's calculus of links*. Topology **18** 1-15 (1979).
- [23] R. Kirby. *A calculus for framed links in S^3* . Invent. Math. **45** 35-56 (1978).
- [24] W.B.R. Lickorish. *A representation of orientable combinatorial 3-manifolds*. Ann. of Math. **76** 531-538 (1962).
- [25] W.B.R. Lickorish. Math. Ann. **290** 657-670 (1991).
- [26] V. V. Prasolov and A. B. Sossinsky. *Knots, links, braids and 3-manifolds*. American Mathematical Society 1997.
- [27] D. Rolfsen. *Knots and Links*. Publish or Perish, Inc. 1976.
- [28] N.Yu. Reshetikhin and V.G. Turaev. Invent. Math. **103** 547-597 (1991).
- [29] D. Wallace. *Modifications and cobounding manifolds*. Can. J. Math **12** (1960) 503-528 (1960).