

THE VOLUME OF HYPERBOLIC ALTERNATING LINK COMPLEMENTS

MARC LACKENBY

1. INTRODUCTION

A major goal of knot theory is to relate the geometric structure of a knot complement to the knot's more basic topological properties. In this paper, we will do this for hyperbolic alternating knots and links, by showing that the link's most fundamental geometric invariant - its volume - can be estimated directly from its alternating diagram.

A *bigon region* in a link diagram is a complimentary region of the link projection having two crossings in its boundary. A *twist* is a connected collection of bigon regions arranged in a row, which is maximal in the sense that it is not part of a longer row of bigons. A single crossing adjacent to no bigon regions is also a twist. The *twist number* $t(D)$ of a diagram D is its number of twists. (See Figure 1.) Recall that a diagram is *prime* if any simple closed curve in the diagram that intersects the link projection transversely in two points disjoint from the crossings bounds a disc that contains no crossings. Menasco proved [5] that a link with a connected prime alternating diagram, other than the standard diagram of the $(2, n)$ -torus link, is hyperbolic. Our main theorem is the following rather surprising result, which asserts that the link complement's hyperbolic volume is, up to a bounded factor, simply the diagram's twist number.

Theorem 1. *Let D be a prime alternating diagram of a hyperbolic link K in S^3 . Then*

$$v_3(t(D) - 2)/2 \leq \text{Volume}(S^3 - K) < v_3(16t(D) - 16),$$

where $v_3(\approx 1.01494)$ is the volume of a regular hyperbolic ideal 3-simplex.

The upper bound on volume actually applies to any diagram of a hyperbolic link, not just an alternating one. The lower bound on volume can be improved to $v_3(t(D) - 2)$ if, in addition, D is 'twist-reduced'. We will define this term later in the paper and show that any prime alternating link has a twist-reduced prime alternating diagram.

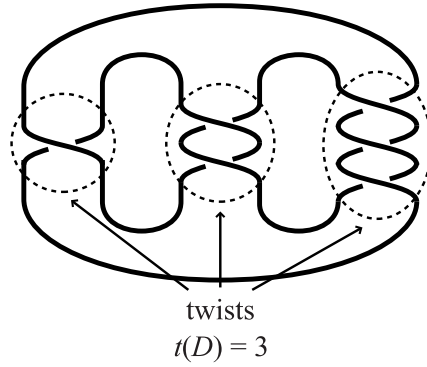


Figure 1.

The following two corollaries are sample applications of this result. They control convergence of hyperbolic alternating link complements in the geometric topology. We will show that the only limit points are the ‘obvious’ ones, namely augmented alternating link complements, as defined by Adams in [2].

Corollary 2. *A complete finite volume hyperbolic 3-manifold is the limit of a sequence of distinct hyperbolic alternating link complements if and only if it is a hyperbolic augmented alternating link complement.*

Corollary 3. *The set of all hyperbolic alternating and augmented alternating link complements is a closed subset of the set of all complete finite volume hyperbolic 3-manifolds, in the geometric topology.*

The upper bound on volume is proved by using techniques related to the Gromov norm [4]. We will show that the volume of $S^3 - K$ is at most the volume of a link complement with a diagram having $4t(D)$ crossings. By constructing an explicit ideal triangulation for this link complement, we find an upper bound for its volume.

The lower bound is established by using a theorem of Agol [3]. When a finite volume hyperbolic 3-manifold M contains a properly embedded 2-sided incompressible boundary-incompressible surface S , Agol established a lower bound on the volume of M in terms of the ‘guts’ of $M - \text{int}(\mathcal{N}(S))$. In our case, M is the complement of K , and S is the orientable double cover of one of the two ‘checkerboard’ surfaces arising from an alternating diagram.

2. THE UPPER BOUND ON VOLUME

We will use the fact [6] that if a compact orientable hyperbolic 3-manifold M is obtained by Dehn filling another hyperbolic 3-manifold N , then the volume of M is less than the volume of N . The 3-manifold N we will use is the exterior of the link J that is obtained by replacing each twist of the diagram D with a tangle containing at most six crossings. This tangle is composed of the two original strings of the twist, but with all but two (respectively, all but one) of its crossings removed, depending on whether the twist contained an even (respectively, odd) number of crossings. Those two strings are then encircled with a simple closed curve, as in Figure 2, known as a *crossing circle*. (There is one exception to this: if two of these crossing circles cobound an annulus in the complement of the remaining link components, then only one of these should be used.) The resulting link J is an augmented alternating link, and hence is hyperbolic [2]. The link K is obtained from J by performing $1/q$ surgeries, for certain integer values of q , on the crossing circles. Hence, $\text{Volume}(S^3 - K) < \text{Volume}(S^3 - J)$. If we alter the diagram of J near each crossing circle by removing the residual crossing(s) of the twist, the result is a new link L . By [1], $\text{Volume}(S^3 - L) = \text{Volume}(S^3 - J)$.

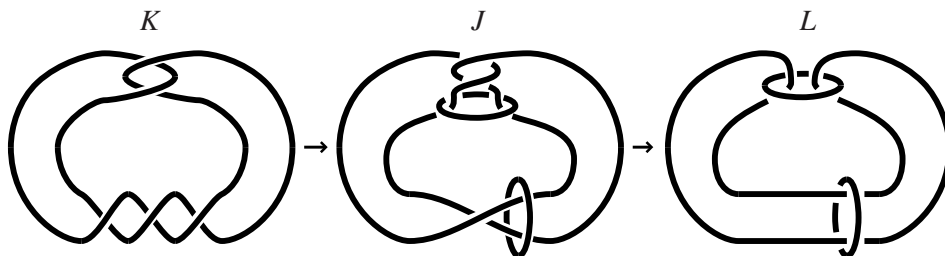


Figure 2.

Note the diagram D_L of L is prime and connected, since D is prime, connected and not the standard diagram of the $(2, n)$ -torus link. Hence, it determines a decomposition of $S^3 - L$ into two ideal polyhedra with their faces identified in pairs [4]. Here, we are using the term *polyhedron* in quite a general sense: a 3-ball with a connected graph in its boundary that contains no loops and no valence one vertices. An *ideal polyhedron* is a polyhedron with its vertices removed. The edges of this ideal polyhedral decomposition of $S^3 - L$ are vertical arcs, one at each crossing. The faces are the regions of the diagram, twisted a little near the

crossings so that their boundaries run along the link and the edges, and so that the interiors of the faces are disjoint. The remainder of S^3 is two open 3-balls, which we take to be the interiors of the two ideal polyhedra P_1 and P_2 .

Note that the intersection of the 2-skeleton with the boundary tori of the link exterior is a 4-valent graph. Using Euler characteristic, the number of complementary regions of this graph is equal to the number of vertices. The former is the number of vertices of the ideal polyhedra. The latter is $2c(D_L)$, where $c(D_L)$ is the number of crossings in the diagram D_L , since there are two vertices for each edge of the polyhedral decomposition.

We now subdivide the faces of the polyhedra with more than three boundary edges into triangles by coning from an ideal vertex. We wish to calculate the resulting number of triangles. Let V , E and F be the total number of ideal vertices, edges and faces in the boundary of the two ideal polyhedra. So,

$$V - E + F = \chi(\partial P_1) + \chi(\partial P_2) = 4.$$

The number of triangles is the sum, over all faces of the polyhedra, of the number of sides of the face minus two. This is $2E - 2F = 2V - 8 = 4c(D_L) - 8$.

Now collapse each bigon face of the polyhedra to a single edge. Some care is required here, since it is *a priori* possible that there is a cycle of bigons, glued together along their edges. However, an examination of the diagram D_L gives that the bigons are in fact disjoint.

In each polyhedron, there is a vertex with valence at least four. Otherwise, the boundary graph is a single triangle or the tetrahedral graph, and it is straightforward to check that these graphs do not arise. For example, observe that each region of D_L has an even number of sides and there must be more than two non-bigon regions. So each polyhedron ends up with more than four triangular faces. Triangulate each polyhedron by coning from this vertex. The result is an ideal triangulation of the complement of L with at most $4c(D_L) - 16$ tetrahedra.

This allows us to bound the volume of the complement of L . We homotope each ideal tetrahedron so that it lifts to a straight simplex in the universal cover \mathbb{H}^3 . First homotope each edge, preserving its ends, so that it is either a geodesic or has been entirely homotoped into a cusp. Then homotope each ideal 2-simplex

so that it is straight, but possibly degenerate. Then do the same for the 3-simplices. The volume of each resulting ideal 3-simplex is at most v_3 . Hence, $\text{Volume}(S^3 - L) \leq v_3(4c(D_L) - 16) = v_3(16t(D) - 16)$. This proves the right-hand inequality of the main theorem. Note again that we did not use that D is alternating.

3. THE LOWER BOUND ON VOLUME

The lower bound on the volume of a hyperbolic alternating link is proved using the following theorem of Agol [3]. It deals with a finite volume hyperbolic 3-manifold M containing a properly embedded incompressible boundary-incompressible surface S . We denote $M - \text{int}(\mathcal{N}(S))$ by M_S .

Theorem. (Agol [3]) *Let M be an orientable hyperbolic 3-manifold containing a properly embedded orientable boundary-incompressible incompressible surface S . Then*

$$\text{Volume}(M) \geq -2v_3 \chi(\text{Guts}(M_S)).$$

We refer the reader to [3] for a full description of the ‘guts’ terminology. Essentially, the pair $(M_S, \partial\mathcal{N}(S) \cap \partial M_S)$ has an associated characteristic submanifold Σ , which is a canonical collection of I -bundles and Seifert fibred spaces embedded in M_S , and the *guts* of M_S is the closure of the complement of Σ . We refer to $P = \partial M \cap \partial M_S$ as the *parabolic locus*. It is a collection of annuli and tori.

Note that the assumption that S is orientable can be dropped, providing the surface $\tilde{S} = \text{cl}(\partial\mathcal{N}(S) - \partial M)$ is incompressible and boundary-incompressible. For if we apply Agol’s theorem to \tilde{S} , then $M_{\tilde{S}}$ is a copy of $\mathcal{N}(S)$ and a copy of M_S . The former is an I -bundle and hence a component of the characteristic submanifold of $M_{\tilde{S}}$. Hence, $\text{Guts}(M_{\tilde{S}}) = \text{Guts}(M_S)$.

In our case, M is the exterior of the alternating link K , and S is one of the two *checkerboard* surfaces B and W , arising from a diagram of K . These surfaces arise by colouring the regions of the diagram black and white, so that regions meeting along an arc of the link projection have different colours. If all the faces with the same colour are glued together, twisted near the crossings, the result is one of the checkerboard surfaces. However, instead of using the given diagram D of K , it is

convenient to work with a diagram that is in addition *twist-reduced*. This means that whenever a simple closed curve in the diagram intersects the link projection transversely in four points disjoint from the crossings, and two of these points are adjacent to some crossing, and the remaining two points are adjacent to some other crossing, then this curve bounds a subdiagram that consists of a (possibly empty) collection of bigons arranged in a row between these two crossings. See Figure 3.

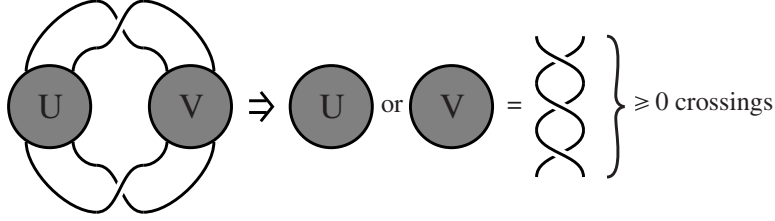


Figure 3.

Any prime alternating link has a twist-reduced prime alternating diagram, since if a diagram is not twist-reduced, there is a sequence of flypes that reduces its twist number. However, we need to know more than this. We will prove the following in §4.

Lemma 4. *Let K be a link with a connected prime alternating diagram D . Then K has a connected prime alternating twist-reduced diagram D' with at least $(t(D)/2 + 1)$ twists.*

We let B and W be the black and white checkerboard surfaces for the twist-reduced diagram D' . Let $r_B(D')$ and $r_W(D')$ be the number of black and white non-bigon regions of D' . We will prove the following theorem in §5.

Theorem 5. *Let D' be a prime alternating twist-reduced diagram of K , let M be the exterior of K , and let B and W be the checkerboard surfaces for D' . Then*

$$\begin{aligned}\chi(\text{Guts}(M_B)) &= 2 - r_W(D') \\ \chi(\text{Guts}(M_W)) &= 2 - r_B(D').\end{aligned}$$

Note that the diagram D' induces a planar graph, with a vertex at each twist and an edge for each edge of D' that is not adjacent to a bigon region. Denote the number of its vertices, edges and faces by V , E and F . Then $2E = 4V$, since

it is 4-valent. Hence,

$$2 = V - E + F = -V + F = -t(D') + r_B(D') + r_W(D').$$

The lower bound on volume follows rapidly from these results. Adding the inequalities in Agol's theorem applied to B and W , we obtain

$$\begin{aligned} \text{Volume}(S^3 - K) &\geq -v_3(\chi(\text{Guts}(M_B)) + \chi(\text{Guts}(M_W))) \\ &= -v_3(4 - r_B(D') - r_W(D')) \\ &= v_3(t(D') - 2) \\ &\geq v_3(t(D)/2 - 1). \end{aligned}$$

The proof of Theorem 5 relies heavily on the ideal polyhedral decomposition of a link complement arising from a connected prime diagram, as described in §2. Its 2-skeleton is the union of the two checkerboard surfaces. When the diagram is alternating, the boundary graphs of the two polyhedra P_1 and P_2 are particularly simple. They are just copies of the underlying 4-valent graph of the link projection [4]. Each region of one polyhedron is glued to the corresponding region of the other, with a rotation that notches the face around one slot in either a clockwise or anti-clockwise direction, depending on whether the region is coloured white or black. Thurston compared this gluing procedure to the gears of a machine [6].

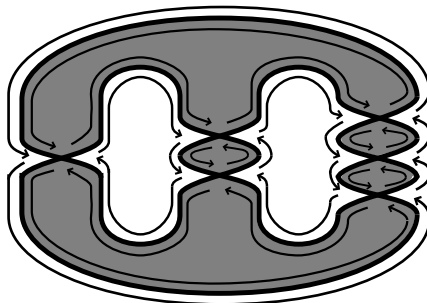


Figure 4.

Throughout much of this paper we will consider a surface S properly embedded in M_B (or M_W). It will intersect the parabolic locus $P = \partial M \cap \partial M_B$ in a (possibly empty) collection of transverse arcs. It will be incompressible and also *parabolically incompressible* which means that there is no embedded disc E in M_B such that

- $E \cap S$ is a single arc in ∂E ;
- the remainder of ∂E is an arc in ∂M_B which has endpoints disjoint from P and which intersects P in at most one transverse arc;
- $E \cap S$ is not parallel in S to an arc in ∂S that contains at most one component of $\partial S \cap P$.

Also S will have no boundary-parallel disc components or any 2-sphere components.

We will check below that $\partial\mathcal{N}(B) \cap M_B$ is incompressible in M . Hence, a fairly standard argument gives that such a surface S can be ambient isotoped into *normal form*, which means it satisfies the following conditions:

- the intersection of S with each of the ideal polyhedra P_i is a collection of properly embedded discs;
- each such disc intersects any boundary edge of P_i at most once;
- the boundary of each such disc cannot enter and leave an ideal vertex through the same face of P_i ;
- S intersects any face of P_i in a collection of arcs, rather than simple closed curves;
- no such arc can have endpoints in the same ideal vertex of P_i , or in a vertex and an edge that are adjacent;
- no component of intersection between S and ∂P_i forms the boundary of a regular neighbourhood of an edge.

The last of the above conditions is non-standard. It can be guaranteed since S is properly embedded in M_B rather than M . Using normal surfaces, we can prove the following lemma, which we need in order to apply Agol's theorem.

Lemma 6. *The surfaces $\partial\mathcal{N}(B) \cap M_B$ and $\partial\mathcal{N}(W) \cap M_W$ are incompressible and boundary-incompressible in M .*

Proof. If there is a compression disc for $\partial\mathcal{N}(B) \cap M_B$, say, then there is one S in normal form. The intersection of S with W can contain no simple closed curves, since such a curve would lie in a face of the polyhedral decomposition. So it is

a collection of arcs. Suppose initially that there is at least one such arc. An extrememost one separates off a disc S' in S that lies in some P_i . Its boundary intersects the edges of P_i twice and misses the vertices. The boundary graph of P_i is a copy of the link diagram. Since the diagram is prime, we deduce that $\partial S'$ intersects the same edge of P_i twice. This contradicts the definition of normality. Therefore, $S \cap W$ is empty. But, then S lies entirely in one P_i , with its boundary in a black face. It is therefore not a compression disc.

If there is a boundary-compression disc for $\partial\mathcal{N}(B) \cap M_B$, then there is one in normal form. As above, we may assume that $S \cap W$ is empty. But S then lies in one P_i , with ∂S running over a single ideal vertex and avoiding all edges of P_i . This contradicts the fact that the diagram is prime. \square

4. THE CHARACTERISTIC DECOMPOSITION OF A LINK DIAGRAM

Analogous to the characteristic submanifold of a 3-manifold, in this section we define the characteristic decomposition of a connected prime link diagram D . We will consider simple closed curves in the diagram. Always these will be disjoint from the crossings and will intersect the link projection transversely. A *square* is a simple closed curve that intersects the link projection four times. The link projection divides it into four arcs, which we call its *sides*. A square is *essential* if it is not homotopically trivial in the complement of the crossings, or, equivalently, it intersects four distinct edges of the link projection.

Consider a collection \mathcal{C} of disjoint essential squares. Define a complimentary region R of \mathcal{C} to be a *product region* if it is as shown in Figure 5. More precisely, R is a copy of a 2-sphere with some open discs removed, the open discs and the crossings lying on the equator of the 2-sphere, and the black (or white) regions forming a regular neighbourhood of the remainder of the equator.

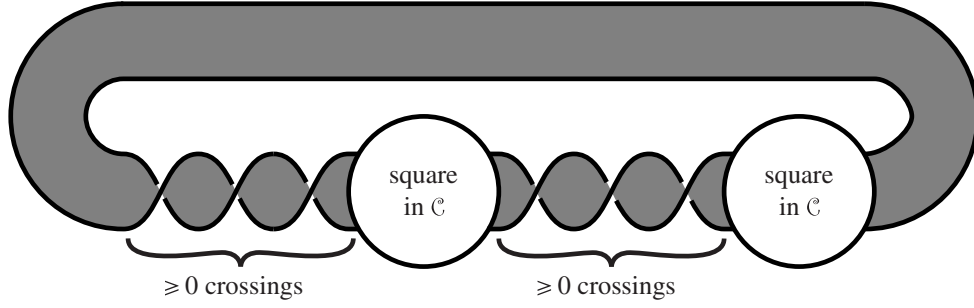


Figure 5.

Now pick a maximal collection of disjoint essential squares, no two of which are parallel in the complement of the crossings. Remove a square if the two complementary regions either side of it are product regions and their union is again a product region. Repeat this process as far as possible. The result is a *characteristic* collection of squares.

Lemma 7. *Any essential square disjoint from a characteristic collection \mathcal{C} of squares and not lying in a product complementary region must be parallel to a square of \mathcal{C} .*

Proof. The characteristic collection \mathcal{C} is a subset of a maximal collection \mathcal{C}' of disjoint non-parallel essential squares. The squares $\mathcal{C}' - \mathcal{C}$, by construction, lie in the product complementary regions of \mathcal{C} . So any essential square disjoint from \mathcal{C} and not lying in a product region is disjoint from \mathcal{C}' . By the maximality of \mathcal{C}' , it is parallel to a square of \mathcal{C}' and hence a square of \mathcal{C} . \square

Lemma 8. *Let S and S' be essential squares, isotoped in the complement of the crossings to minimise $|S \cap S'|$. Then they intersect in zero or two points, and in the latter case, the two points of intersection lie in distinct regions of the diagram with the same colour.*

Proof. The four sides of S run through distinct regions of the diagram, as do the four sides of S' . A side of S intersects a side of S' at most once. So $|S \cap S'|$ is at most four. However, if it is exactly four, then S and S' run through the same regions, hence are isotopic and so can be ambient isotoped off each other. So, $|S \cap S'|$ is at most three. It is even and therefore either zero or two. In the latter case, the regions containing these two points cannot have opposite colour, as each arc of $S - S'$ and $S' - S$ would then intersect the link projection an odd number

of times. So one of the four complimentary regions of $S \cup S'$ would have only two points of intersection with the link projection in its boundary. As the diagram is prime, it would contain a single arc of the link projection and no crossings, and hence S and S' could be ambient isotoped off each other. \square

Lemma 9. *Let \mathcal{C} be a characteristic collection of squares. Then, any collection \mathcal{C}' of disjoint essential squares can be ambient isotoped in the complement of the crossings so that each either lies in a product region of \mathcal{C} or is parallel to a square of \mathcal{C} .*

Proof. We ambient isotope \mathcal{C}' so that $|\mathcal{C} \cap \mathcal{C}'|$ is minimised. Suppose that a square S' of \mathcal{C}' has non-empty intersection with some product complimentary region R of \mathcal{C} but does not lie wholly in R . Then it intersects a square S of ∂R . Let α be the arc(s) of $S' - \mathcal{C}$ incident to S , not lying in R . Let \mathcal{C}'' be those squares of \mathcal{C} incident to α (one of which is S). Then $\mathcal{N}(\mathcal{C}'' \cup \alpha)$ is a product region and its product structure is compatible with that of R . By Lemma 7, its boundary squares must be parallel to squares of \mathcal{C} , or lie in a product complimentary region of \mathcal{C} . In both cases, we deduce that S has product regions either side of it and that their union is again a product region, which contradicts the construction of \mathcal{C} . So, all squares of \mathcal{C}' that have non-empty intersection with a product region of \mathcal{C} lie entirely in that product region.

Suppose now that a square S' of \mathcal{C}' does not intersect any product complimentary region of \mathcal{C} . Consider an arc α of $S' - \mathcal{C}$ containing two points of intersection with the link projection. Let S be the square of \mathcal{C} at its endpoints. Then $\mathcal{N}(S \cup \alpha)$ is a product region adjacent to S . This product region must be a subset of a product complimentary region of \mathcal{C} . But S runs through this region, which is a contradiction. Hence, S' is disjoint from \mathcal{C} . By Lemma 7, it must be parallel to a square of \mathcal{C} . \square

Theorem 10. *The characteristic collection \mathcal{C} is unique up to ambient isotopy.*

Proof. Consider another characteristic collection \mathcal{C}' . By Lemma 9, we may ambient isotope these squares so that each lies in a product region of \mathcal{C} or is parallel to a square of \mathcal{C} . Since \mathcal{C}' is characteristic, each square lying in a product region must be parallel to one of its bounding squares. Hence, every square of \mathcal{C}' can be ambient isotoped onto a square of \mathcal{C} . As \mathcal{C}' is characteristic, no two squares of \mathcal{C}'

are parallel, and \mathcal{C} cannot strictly contain \mathcal{C}' . Hence, \mathcal{C}' is ambient isotopic to \mathcal{C} . \square

So, we may define a single square to be *characteristic* if it is part of this unique characteristic collection. We are now in a position to prove Lemma 5.

Proof of Lemma 5. Let \mathcal{C} be the characteristic collection of squares for the diagram D . Each complimentary product region is of the form shown in Figure 5. If this contains at least two twists, then there is a sequence of flypes that amalgamates all these twists into one. Perform all these flypes for all product regions, giving a new diagram D' . Note that a complimentary region of \mathcal{C} is a product region before flyping if and only if the corresponding region is a product after flyping. The equatorial regions in the product regions remain the same colour. Hence, the characteristic collection of squares remains characteristic.

We claim that D' is twist-reduced. If not, it has a decomposition as in Figure 3, where neither of the tangles U or V is a row of bigons as shown. The squares ∂U and ∂V are essential and cobound a product region. If one extends these two squares to a maximal collection of disjoint essential squares, and then reduces this to a characteristic collection, one obtains \mathcal{C} , by Theorem 10. So, the region bounded by ∂U and ∂V is part of a product region of \mathcal{C} . This product region contains at least two twists, which contradicts the construction of D' . Therefore D' is twist-reduced.

We now have to prove that $t(D') \geq t(D)/2 + 1$. Define a graph G having a vertex for each complimentary region of the characteristic squares of D (or D'). Two vertices are joined by an edge if and only if the corresponding regions are adjacent. Denote the vertex set by $V(G)$ and the subset of the vertices that arise from a product region with at least one twist by $T(G)$. For any vertex v of $V(G)$, let $\lambda(v)$ be its valence. Note that the vertices of valence one correspond to innermost regions of the diagram which are necessarily a single twist. Note also that the valence of a vertex in $T(G)$ is at least the number of twists that the corresponding region of D contains. Now, G is a tree, and so, by Euler characteristic,

$$\sum_{v \in V(G)} (\lambda(v) - 2) = -2.$$

Therefore,

$$\sum_{v \in T(G)} (\lambda(v) - 2) = -2 - \sum_{v \in V(G) - T(G)} (\lambda(v) - 2) \leq -2.$$

So,

$$t(D) \leq \sum_{v \in T(G)} \lambda(v) = \sum_{v \in T(G)} (\lambda(v) - 2) + 2|T(G)| \leq -2 + 2|T(G)| = -2 + 2t(D').$$

Rearranging this gives that $t(D') \geq t(D)/2 + 1$. \square

6. THE GUTS OF THE CHECKERBOARD SURFACES' EXTERIORS

Let D' be a twist-reduced prime alternating diagram. Let B be its black checkerboard surface and let R be its white bigon regions. Then we may view R as a collection of discs properly embedded in M_B . Each disc of R intersects the parabolic locus $P = \partial M \cap M_B$ transversely twice. Hence, $\mathcal{N}(R \cup P)$ is an I -bundle E embedded in M_B . It is part of the characteristic submanifold of M_B . So, the guts of M_B is the guts of $\text{cl}(M_B - E)$, where the latter is given parabolic locus $\text{cl}(\partial E - \partial M_B)$.

We can identify $\text{cl}(M_B - E)$ explicitly. If each twist of D' consisting of white bigons is removed and replaced with a single crossing, the result is an alternating diagram \hat{D} (of a new link). Let \hat{B} be its black checkerboard surface. Then $\text{cl}(M_B - E)$ is homeomorphic to $S^3 - \text{int}(\mathcal{N}(\hat{B}))$, the homeomorphism taking parabolic locus to parabolic locus. Hence, it suffices to analyse \hat{B} and \hat{D} . It is clear that \hat{D} is prime, but it may not be twist-reduced. Nevertheless, it is *black-twist-reduced*, which means that the implication of Figure 3 holds whenever the regions of the figure adjacent to both U and V are black.

Theorem 11. *Let D be a black-twist-reduced prime alternating diagram, with no white bigon regions. Let B be its black checkerboard surface. Then*

$$\chi(\text{Guts}(M_B)) = \chi(M_B).$$

Theorem 5 is an immediate corollary, since we may apply Theorem 11 to \hat{D} and deduce that $\chi(\text{Guts}(M_B)) = \chi(S^3 - \text{int}(\mathcal{N}(\hat{B})))$. But $S^3 - \text{int}(\mathcal{N}(\hat{B}))$ is a

regular neighbourhood of a graph, with two vertices and $r_W(D)$ edges. One vertex lies above the diagram, and one vertex lies below, and each edge runs between the vertices through a non-bigon white region of D' . So its Euler characteristic is $2 - r_W(D')$.

We now embark on the proof of Theorem 11. So, suppose that D is a black-twist-reduced prime alternating diagram with no white bigon regions. Let A be a characteristic annulus for the characteristic submanifold of M_B . It is incompressible, and disjoint from the parabolic locus. It may be parabolically compressible, in which case it parabolically compresses to a *product disc*, which is a disc properly embedded in M_B intersecting the parabolic locus in two transverse arcs. This product disc is *essential* in the sense that it is not boundary-parallel, providing A is not boundary-parallel. We will prove the following result.

Theorem 12. *Let D be a black-twist-reduced prime alternating diagram with no white bigon regions. Let B be its black checkerboard surface. Then*

- (i) M_B contains no essential product discs, and
- (ii) any incompressible parabolically-incompressible annulus A that is disjoint from the parabolic locus separates off a Seifert fibred solid torus subset of the characteristic submanifold of M_B .

Proof. Suppose first that there is an essential product disc S . It is incompressible and parabolically incompressible, and so can be ambient isotoped into normal form. The intersection of S with W is a collection of arcs. Each of these arcs must run between distinct components of $S \cap \partial\mathcal{N}(B)$, for otherwise an extrememost arc not of this form would separate off a non-normal disc in S .

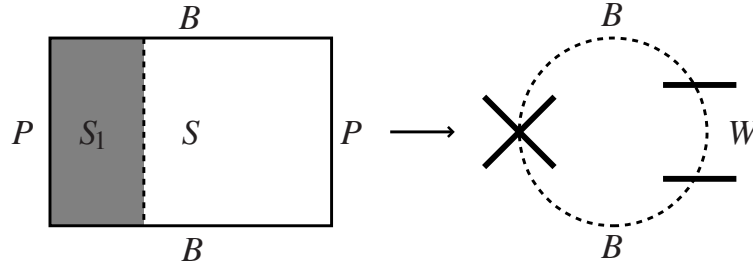


Figure 6.

Suppose now that $S \cap W$ is non-empty. An extrememost such arc in S sep-

arates off a disc S_1 with boundary as shown in Figure 6. Let N be the region of the diagram containing $S_1 \cap W$. Note that $S_1 \cap N$ cannot separate off a single crossing in ∂N . For D would then decompose as in Figure 3. However, the fact that D is black-twist-reduced would imply that one of U or V in Figure 3 would contain a row of white bigons, whereas D contains no white bigons.

The arc $S_1 \cap W$ is again part of a normal disc S_2 in the other ideal polyhedron. Both ideal polyhedra have the same boundary graph. So we may super-impose ∂S_1 and ∂S_2 . Perform a small ambient isotopy so that they miss the crossings, ensuring that the new white side of ∂S_1 is disjoint from ∂S_2 . The result is two essential squares. Perform a further isotopy in the complement of the crossings so that they have minimal intersection. Since $S_1 \cap N$ cannot separate off a single crossing in ∂N , ∂S_1 and ∂S_2 must intersect in N . So, in the white regions, they have only a single point of intersection. This contradicts Lemma 8.

Hence, the assumption that $S \cap W$ is non-empty is impossible. The disc S therefore lies entirely above or below the diagram. It runs over two crossings. The fact that D is black-twist-reduced gives that these two crossings are joined by a row of white bigons, again a contradiction. Thus, M_B contains no essential product discs.

Now consider an incompressible parabolically-incompressible annulus A that is disjoint from the parabolic locus. Again, we may place A in normal form. The arcs $A \cap W$ must run between distinct boundary components of A . Consider a disc S_2 lying between two adjacent arcs α_1 and α_3 of $A \cap W$. Each is part of discs S_1 and S_3 properly embedded in the other ideal polyhedron. As before, super-impose ∂S_2 and ∂S_i ($i = 1$ or 3), and minimise their intersection with an ambient isotopy. If R_i is the region of the diagram containing α_i , then α_i cannot separate off a single crossing in ∂R_i . For this would imply the existence of a parabolic compression disc. See Figure 7. Hence, ∂S_2 and ∂S_i intersect in the white region R_i . By Lemma 8, they have exactly one other point of intersection, in some other white region. Since ∂S_1 and ∂S_3 are disjoint, the only possibility for ∂S_1 , ∂S_2 and ∂S_3 is as shown in Figure 8.

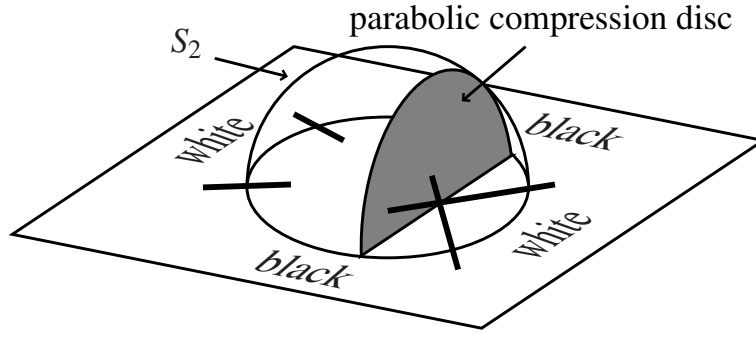


Figure 7.

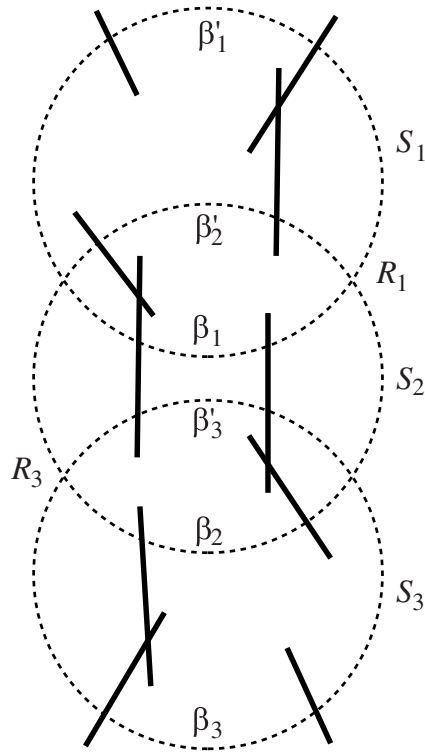


Figure 8.

We term a disc subset of the diagram a *unit* if its boundary is an essential square, and its intersection with some white region of the diagram contains a single crossing. Note that a unit is uniquely specified by its two black sides, since these sides extend uniquely to a square and a square cannot bound units on both sides in a black-twist-reduced diagram with no white bigons. Two units are *fused* if

- they are disjoint;

- two of their black sides are parallel;
- the white boundary sides that separate off a crossing are not adjacent.

Note that, if a unit is fused to some other unit, then either it contains a single crossing or its boundary is characteristic. For if it does not contain a single crossing, then its boundary has product regions with incompatible product structures on both sides.

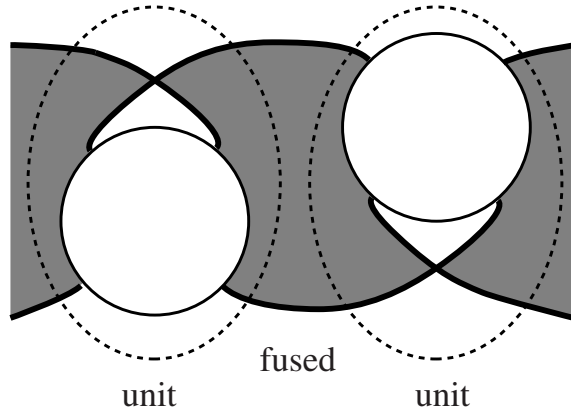


Figure 9.

Denote the arcs $\partial A \cap S_i$ by β_i and β'_i , where β_1, β_2 and β_3 all lie in the same component of ∂A . We deduce from Figure 8 that β_1 and β_2 form opposite black edges of a unit, as do β_2 and β_3 , and that these units are fused. This argument may be applied to the two squares (S_2 and S_4) either side of S_3 . If β_4 is the arc of $\partial A \cap S_4$ adjacent to β_3 , we deduce that β_3 and β_4 form opposite black edges of a unit, which is fused to the unit bounded by β_2 and β_3 . Continue in this way. The resulting units all have non-intersecting boundaries (up to isotopy) since they are characteristic. They cannot be non-trivially nested, since they are fused to other units. Hence, the only possibility is that the units start to repeat. That is, they are all fused in a circular fashion, as in Figure 10.

We observe from Figure 8 that, for either of the polyhedra P_i , each curve of $A \cap \partial P_i$ encircles two units. These curves are all disjoint. Also, if two discs of $A \cap P_i$ have a single disc between them (for example, S_1 and S_3), then two of their black edges are parallel. There is therefore a constant number (n , say) of copies of each curve. Thus, A is n parallel copies of a surface. Since A is connected, $n = 1$. Therefore, the intersection of A with the boundary of each ideal polyhedron is as

shown in Figure 10. (There, the case $|A \cap W| = 6$ is shown, but $|A \cap W|$ may be any even integer greater than three.)

So, for each ideal polyhedron P_i , one component of $P_i - A$ is a ball with boundary a product region disjoint from the ideal vertices. The intersection of the product region with W is two discs, one in the central region of Figure 10, one in the outer region. These two balls, one in each ideal polyhedron, glue together to form the required Seifert fibred solid torus. \square

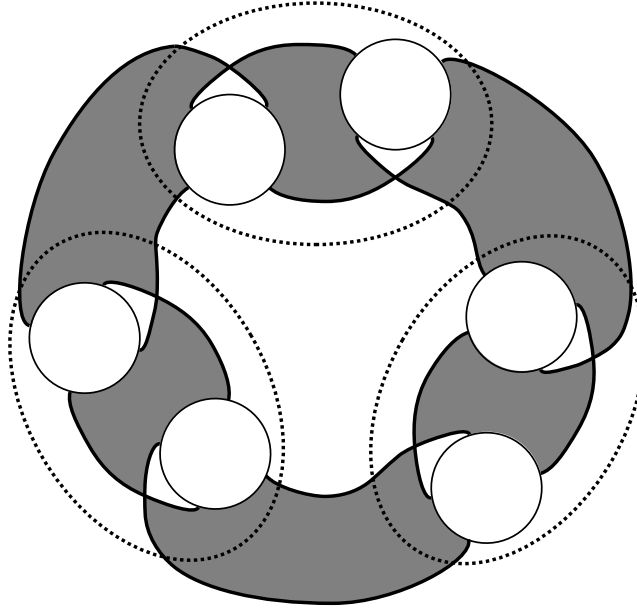


Figure 10.

Proof of Theorem 11. Consider a bounding annulus of the characteristic submanifold of M_B . By Theorem 12, it is either boundary parallel or separates off a Seifert fibred solid torus. This Seifert fibred solid torus is part of the characteristic submanifold. The part of M_B on the other side of this annulus cannot also be part of the characteristic submanifold. For this would have to be an I -bundle, which would necessarily contain either an essential product disc or an incompressible parabolically-incompressible annulus that does not separate off a solid torus. This contradicts Theorem 12. So, the characteristic submanifold of M_B is a collection of Seifert fibred solid tori attached to the guts of M_B via annuli. Since each solid torus and each annulus has zero Euler characteristic, $\chi(\text{Guts}(M_B)) = \chi(M_B)$. \square

6. APPLICATION: CONVERGENT SEQUENCES OF ALTERNATING LINK COMPLEMENTS

As a sample application of the main theorem of this paper, we show that the only possible limits of sequences of hyperbolic alternating link complements converging in the geometric topology are the ‘obvious’ ones.

Corollary 2. *A complete finite volume hyperbolic 3-manifold is the limit of a sequence of distinct hyperbolic alternating link complements if and only if it is a hyperbolic augmented alternating link complement.*

Proof. It is well known that a sequence of complete finite volume hyperbolic 3-manifolds M_i converges in the geometric topology to a finite volume hyperbolic 3-manifold M_∞ if and only if all M_i sufficiently far along this sequence are obtained by Dehn filling M_∞ , so that none of the surgery slopes have a constant subsequence. Hence, one way of obtaining a convergent sequence of alternating hyperbolic link complements is to start with a single augmented alternating link and perform surgeries along the augmenting unknots, where the surgery coefficients are chosen so that the resulting diagrams are alternating. Thus, any hyperbolic augmented alternating link complement is certainly the limit of a sequence of distinct hyperbolic alternating link complements. We must show that the converse also holds.

Consider a collection of distinct hyperbolic alternating knots $\{K_i\}$ with complements that converge in the geometric topology to a finite volume hyperbolic 3-manifold. Their volumes are bounded. Therefore, by the main theorem of this paper, the twist numbers of their alternating diagrams are bounded. In §2, we showed how a link with a diagram D is obtained by surgery along crossing circles in a link with a diagram having at most $6t(D)$ crossings. When the original diagram is alternating, the new diagram is augmented alternating. Since the twist numbers of the K_i are bounded, so are the crossing numbers of these augmented alternating links L_i . Thus, there are only finitely many possible L_i . We may therefore pass to a subsequence in which L_i is a constant link. The K_i in this subsequence have alternating diagrams obtained by surgically replacing each crossing circle tangle with a twist. Pass to a subsequence so that, at every twist, the number of crossings is either constant or tends to infinity. Then, the links in this subsequence are

all obtained by Dehn filling a single augmented alternating link L , so that none of the surgery coefficients have a constant subsequence. So, L is the limit of the sequence. \square

Corollary 3. *The set of all hyperbolic alternating and augmented alternating link complements is a closed subset of the set of all complete finite volume hyperbolic 3-manifolds, in the geometric topology.*

Proof. Consider a convergent sequence of hyperbolic alternating and augmented alternating link complements. We wish to show that the limit hyperbolic manifold is an alternating or augmented alternating link complement. Arbitrarily close to each augmented alternating link in the geometric topology, there is an alternating link. Hence, we may assume that the sequence consists only of alternating links. If it has a constant subsequence, the limit is an alternating link complement. If it has no constant subsequence, the limit is an augmented alternating link complement, by Corollary 2. \square

REFERENCES

1. C. ADAMS, *Thrice-punctured spheres in hyperbolic 3-manifolds*, Trans. Am. Math. Soc. **287** (1985) 645-656.
2. C. ADAMS, *Augmented alternating link complements are hyperbolic*, Low-dimensional Topology and Kleinian groups, London Math. Soc. Lecture Note Series. **112**, Cambridge Univ. Press (1986)
3. I. AGOL, *Lower bounds on volumes of hyperbolic Haken 3-manifolds*, Preprint (1999)
4. R. BENEDETTI and C. PETRONIO, *Lectures on Hyperbolic Geometry*, Springer-Verlag (1992).
5. W. MENASCO, *Closed incompressible surfaces in alternating knot and link complements*, Topology **23** (1984) 37-44.
6. W. THURSTON, *The geometry and topology of three-manifolds*, Princeton (1980)

Mathematical Institute,
Oxford University,
24-29 St Giles',
Oxford OX1 3LB,
England.