

# ROUCHÉ GOES REAL: WHY $Z^7 + 5\bar{Z}^4 + Z = 0$ HAS 17 SOLUTIONS \*

NICOLAU C. SALDANHA AND CARLOS TOMEI †

**Abstract.** Rouché's theorem and winding numbers are standard tools for counting solutions of holomorphic equations in the complex plane. We explore counterparts to these tools for smooth systems of two real equations in two real unknowns. In the process, we outline the implementation of a system solver which makes use of this topological information.

**AMS subject classifications.** 26B99, 58K15, 65H10, 65H20, 90C30

**Key words.** Rouché's theorem, cusp, fold, zeros of functions, continuation methods

**1. Introduction.** Every basic course in complex analysis introduces the students to the joys of counting solutions of equations of the form  $f(z) = 0$  for analytic functions defined on a simply connected domain  $\Omega \subseteq \mathbb{C} \equiv \mathbb{R}^2$ . In a nutshell, the number of solutions is the winding around 0 of the image under  $f$  of the positively oriented curve  $\partial\Omega$ . This number is unchanged if  $f$  is deformed so as to respect rather mild conditions—Rouché's theorem is the standard phrasing, but it is far from being the optimal one: one could say that the robustness of the winding number increases with the topological maturity of the user. Alternatives when the real smooth function  $f : \Omega \rightarrow \mathbb{R}^2$  ceases to be holomorphic are much less known: this is the main theme of this text. In the end, we will have a short but very convenient vocabulary of nonlinear terms.

**2. Statement of the problem.** Begin by realizing something that every Rouché fan would have immediately spotted: the function in the title,  $F(z) = z^7 + 5\bar{z}^4 + z$ , acts on concentric circles centered at the origin, oriented positively, according to (at least) three different regimes: figure 2.1 shows the images of circles with radii equal to 0.15, 1 and 3, respectively (the figures are not in scale).

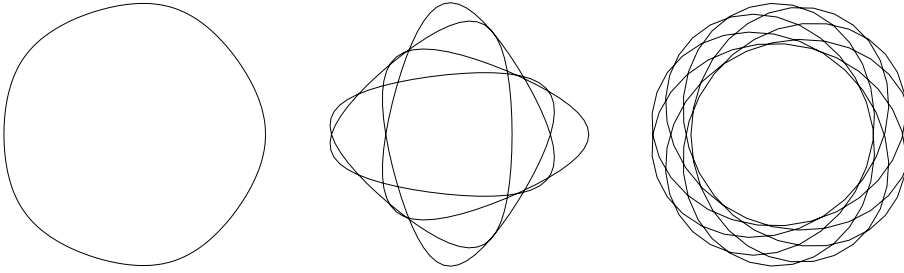


FIG. 2.1. *Three different regimes (radii 0.15, 1 and 3)*

Indeed, for radii close to 0,  $F$  takes the circles to simple closed curves with winding number 1 with respect to 0: this is clear from the fact that, close to the origin,  $F$  is essentially the identity. For radii close to 1, the term  $5\bar{z}^4$  dominates the other two (Rouché style), and one should expect the images of such circles to be closed curves

\*This work was supported by CNPq and Faperj (Brazil).

†Departamento de Matemática, PUC-Rio, R. Marquês de S. Vicente 225, Rio de Janeiro, RJ 22453-900, Brazil, nicolau@mat.puc-rio.br, tomei@mat.puc-rio.br

winding around the origin four times with negative orientation—the winding number with respect to 0 of these curves is  $-4$ . Finally, for radii close to infinity,  $F$  gives rise to curves having winding number 7 with respect to the origin:  $F$  near  $\infty$  looks like  $z^7$ .

How are the images of concentric circles changing from one regime to another? Figure 2.2 shows the images of circles of radii 0.3, 0.4, 0.6, 1.3, 1.5 and 1.8. Why are the images of circles with radii 0.3 and 1.3 so close to a pentagon and a stellated undecagon? What causes the small loops to appear when the radius increases? These and other qualitative issues will be addressed in the sequel.




FIG. 2.2. *Interpolating regimes: radii 0.3, 0.4, 0.6, 1.3, 1.5 and 1.8*

**3. Local theory.** We will use some basic facts of the local theory of functions in the plane. Whitney obtained them in 1955 ([8]), and in the sixties the subject developed considerably under the name of singularity theory, after the work of Thom and Mather. An excellent reference, with emphasis in applications, is [2].

Recall that, for a smooth function  $f : \mathbb{R}^2 \rightarrow \mathbb{R}^2$ , a point  $p$  is *regular* if the Jacobian  $Df(p)$  is an invertible matrix. From the inverse function theorem, after smooth changes of variable in appropriate neighborhoods of a regular point  $p$  and its image  $f(p)$ , the function  $f$  takes the form  $f(x, y) = (x, y)$ . Points which are not regular are *critical* and they form the *critical set*  $C$ . The behavior of  $f$  near a critical point can vary a lot. A critical point  $p$  is a *fold point* (or, more informally, a fold) if, after changing variables near  $p$  and  $f(p)$ ,  $f$  becomes  $\tilde{f}(x, y) = (x, y^2)$ . Also, a critical point  $p$  is a *cusp point* (or, again, simply a cusp) if changes of variables convert  $f$  into  $\tilde{f}(x, y) = (x, y^3 - xy)$ . The formulae for  $\tilde{f}$  are the *normal forms* of a function at a fold and at a cusp.

Whitney defined *excellent functions* as functions having only folds and cusps as critical points. If  $f : \mathbb{R}^2 \rightarrow \mathbb{R}^2$  is excellent then its regular points form an open dense subset of the plane and its critical set  $C$  is a disjoint union of isolated smooth curves. From their normal form, cusps form a discrete set and the rest of  $C$  consists of arcs of folds.

Fortunately, excellent functions from the plane to the plane are abundant.

**THEOREM 3.1** (Whitney,[8]). *In the  $C^r$  topology on compact sets ( $r \geq 3$ ), the set of excellent functions  $f : \mathbb{R}^2 \rightarrow \mathbb{R}^2$  is residual.*

The reader should notice a fundamental difference between excellent and holomorphic functions: critical points of a holomorphic function are isolated and have normal form  $\tilde{f}(z) = z^n$ , for some positive integer  $n$  (or  $n \leq 2$  in a residual set of holomorphic functions). How can Whitney's theorem be true then? Starting with an entire function  $\phi$ , an excellent function  $f$  which approximates  $\phi$  has to be non-holomorphic (but may still be real analytic in the variables  $x$  and  $y$ ). Thus, to approximate  $z^7$  by an excellent function one might try  $z^7 + \epsilon \bar{z}$ , which works for small  $\epsilon$ .

Let's now get a more geometric understanding of the behavior of a function near folds and cusps. In figure 3.1, a small arc of the critical set and its image under the function are indicated with thick lines for both types of critical points. The thinner lines on both sides of the critical curves are taken to lines as indicated, as the reader is invited to check using the normal forms. Said differently, near a fold  $p$ , the function  $f$  takes points to one side of the image of the critical arc; a point  $w$  near  $f(p)$  has 0, 1 or 2 pre-images near  $p$ , depending on its position with respect to the image of the critical arc. Points  $w$  near the image  $f(q)$  of a cusp  $q$  may have 1, 2 or 3 pre-images near  $q$ . For a sequence of arcs aligned to the critical arc containing the cusp  $q$ , notice the appearance (or disappearance!) of a small loop in their image when they trespass the critical arc.

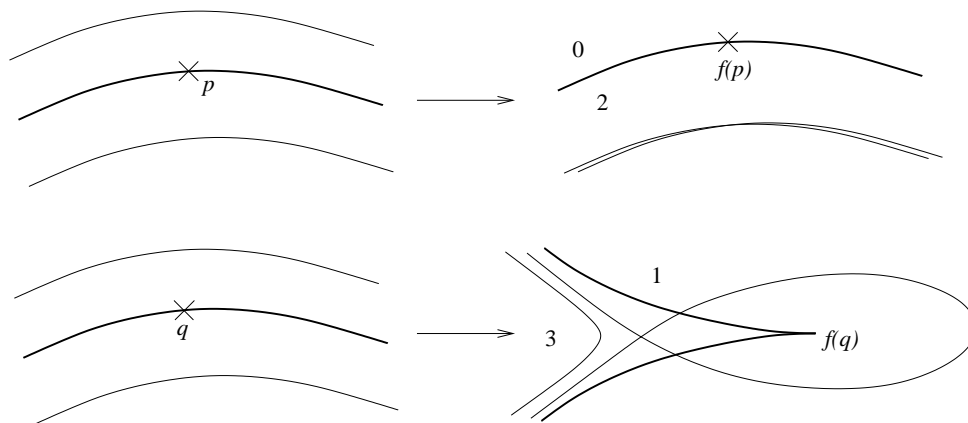


FIG. 3.1. Fold, cusp and images

Is our  $F(z) = z^7 + 5\bar{z}^4 + z$  excellent? There are two possible approaches to this question, and both are mildly annoying.

One could proceed by checking by hand that this is the case: in the same way that the hypothesis of the inverse function theorem guarantees the simple normal form near a regular point, there are explicit conditions from singularity theory which characterize folds and cusps. For example, to show that a critical point  $p$  is a fold of a smooth function  $f : \mathbb{R}^2 \rightarrow \mathbb{R}^2$ , it suffices to check two conditions. First, the gradient of  $\det Df$  should be nonzero at  $p$ , which implies that the critical set near  $p$  is a curve. Second,  $\text{grad} \det Df(p)$  must not be orthogonal to  $\ker Df(p)$ . This approach is not practical in most examples: the algebra is simply too hard.

A second possibility is to go through some computations to check, up to a degree

of satisfaction, that everything is fine. In this case, for example, we fed  $F$  to a program which obtained two points  $p_1$  and  $p_2$  at which  $DF(p_1)$  and  $DF(p_2)$  have determinants of opposite sign. By continuity, there must be a critical point  $p$  in the segment joining  $p_1$  and  $p_2$ . After computing (an approximation of)  $p$ , the program obtained some points in the critical curve through  $p$  (in more concrete terms, the level through  $p$  of  $\det DF$ ) by standard continuation arguments ([1]). As these critical points were being computed, the program checked the conditions required to show that they are folds. Points which do not pass these tests are candidates for cusps, and their validation relies on additional tests, which we do not detail.

**4. The critical set.** Recall the different behaviors of  $F$  at different scales. From the change of orientation of the image of circles centered at the origin of the domain with radii equal to  $\epsilon$  and 1, the reader should not be surprised to know that at points 0 and 1 (in  $\mathbb{C}$ ) the determinant of  $DF$  has opposite signs, forcing the existence of a critical curve intersecting the segment joining them. As we shall see, the curve is a separatrix between two different behaviors of the function. Similarly, between 1 and 2 the determinant of the Jacobian changes sign again, indicating a second critical curve, now separating the behaviors at 1 and at  $\infty$ . The rather unexciting left part of figure 4.1 shows both critical curves: they are almost circles. On the right we see the images of the critical curves. The smaller image (barely visible, indicating the many scales of the nonlinear problem) is a curvilinear pentagon surrounding the origin; the larger is a stellated undecagon. Some numerical checks confirm that the two critical curves have 5 and 11 cusps. This is in agreement with the almost polygonal shape of the images of circles of radii 0.3 and 1.3 in figure 2.2.

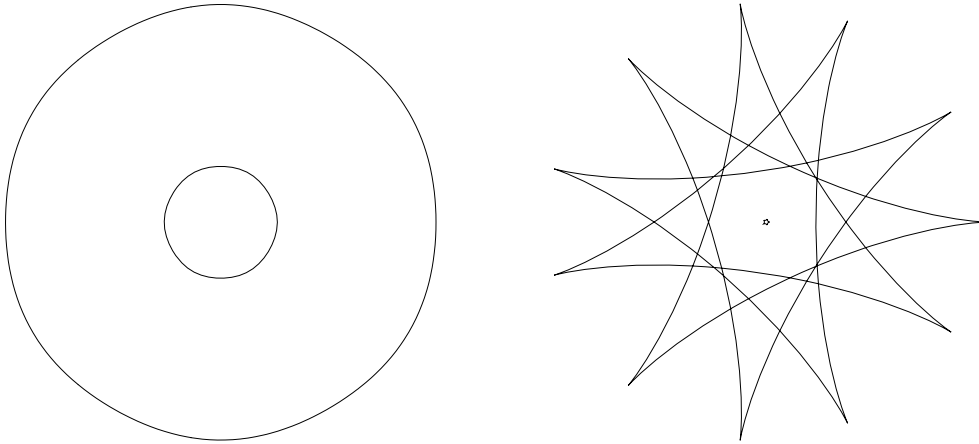


FIG. 4.1. *The critical curves of  $F$  and their images*

Getting back to the Rouché point of view, we should try to compute winding numbers around 0 of images of curves under  $F$ . This time, however, the usual permitted deformations in Rouché-type computations will not be appropriate. Instead, for a oriented closed curve  $\gamma$  admitting a  $C^1$ -parameterization  $c$  (with  $c'(t) = (u(t), v(t)) \neq 0$  for all  $t$ ) we define its *rotation number*  $r(\gamma)$  by the total variation of the argument of  $c'(t)$  (chosen as a continuous function):

$$r(\gamma) = \int_0^{2\pi} \frac{d}{dt} \arg(c'(t)) dt = \int_0^{2\pi} \frac{v'u - u'v}{u^2 + v^2} dt.$$

In other words,  $r(\gamma)$  is the winding of  $c'(t)$  around 0. Rotation numbers are  $C^1$ -robust: you may deform a curve (in the  $C^1$  topology) without changing its rotation number provided your deformation goes through curves admitting  $C^1$ -parameterizations.

Consider now a real smooth diffeomorphism  $G : \mathbb{C} \rightarrow \mathbb{C}$  satisfying  $G(\rho e^{i\theta}) = c_\rho(\theta)e^{i\theta}$ ,  $c_\rho(\theta) > 0$ ,  $c_\rho(0) = r$ . Thus,  $c_\rho$  is a parameterization of a simple closed curve  $\gamma_\rho$ . Assume furthermore that  $\gamma_{\rho_1}$  and  $\gamma_{\rho_2}$  are the two critical curves, with  $\rho_1 < 1 < \rho_2$ . We may even require  $G$  to be the identity outside the union of two narrow circular annuli containing the two critical curves. The images  $\Gamma_\rho = F(\gamma_\rho)$  of these curves are closed, have a natural induced orientation, and are smoothly parametrized by  $F \circ c$  with the exception of  $\Gamma_{\rho_1}$  and  $\Gamma_{\rho_2}$ . Indeed, from the normal form at a cusp, it is clear that a smooth parameterization of the critical arc through a cusp is sent to another arc with zero derivative at the image of a cusp.

Thus, the rotation number  $r(\Gamma_\rho)$  makes no sense for  $\rho_1$  and  $\rho_2$ , and is constant in each interval  $(0, \rho_1)$ ,  $(\rho_1, \rho_2)$  and  $(\rho_2, \infty)$ . Still, from the normal forms at cusps we may compute how the rotation number jumps from one interval to the next. Indeed, from the local form at cusps, the images of small arcs of the curves  $\gamma_\rho$  near cusps of  $F$  either gain or lose one small loop in their images, as the parameter  $\rho$  goes through the critical indices  $\rho_1$  or  $\rho_2$  (see figure 3.1). In this case, again by studying with some care the local form, one may see that the number of loops increases with the parameter  $\rho$ , but the induced orientation is negative (resp. positive) for loops obtained when going through  $\rho_1$  (resp.  $\rho_2$ ). Clearly, each loop contributes with  $\pm 1$  to the rotation number. This implies that the rotation numbers of curves of the form  $\Gamma_\rho$  are 1,  $-4 = 1 - 5$  and  $7 = -4 + 11$  in the intervals  $(0, \rho_1)$ ,  $(\rho_1, \rho_2)$  and  $(\rho_2, \infty)$ , respectively, as in figure 2.1. The transitions in figure 2.2 from 0.3 to 0.4 and from 1.3 to 1.5 are in accordance with the claim that a loop is inserted at each cusp.

What about the winding numbers of the curves  $\Gamma_\rho$  around the origin? For  $\rho$  near  $\rho_1$  (resp.  $\rho_2$ ), the winding number is 1 (resp.  $-4$ ), as can be seen from figure 4.1. Figures 2.1 and 2.2 are acceptable approximations for the curves  $\Gamma_\rho$  and illustrate the transition of the winding number from 1 to  $-4$  and then to 7 as  $\rho$  goes from 0 to  $+\infty$ . The stellated pattern of  $\Gamma_{\rho_2}$  relates to the fact that this curve has winding  $-4$  and 11 images of cusps.

**5. Global theory.** It is time to set the information obtained so far in a more robust setting lest the reader think that we are letting pictures take control over mathematical reasoning. The lemmas that follow are standard, but somewhat hard to pinpoint in the literature. The first two are very reminiscent of familiar results for holomorphic functions. For a closed, simple curve  $\gamma$ , we denote by  $D_\gamma$  the closed (topological) disk surrounded by  $\gamma$  and by  $\text{int } D_\gamma$  the corresponding open disk.

**LEMMA 5.1.** *Let  $\gamma$  be a smooth simple closed curve in  $\mathbb{R}^2$ . Let  $f : D_\gamma \rightarrow \mathbb{R}^2$  be a  $C^0$  map which is  $C^1$  in  $\text{int } D_\gamma$ . Assume that  $f$  has no critical points in  $\text{int } D_\gamma$  and is injective on  $\gamma$ . Then  $f$  is a homeomorphism to its image  $f(D)$ .*

*Proof.* For readers acquainted with degree theory, the proof is trivial; we sketch a more elementary argument. Set  $\Gamma = f(\gamma)$ : clearly,  $\Gamma$  is a simple, closed curve, surrounding a closed (topological) disk  $D_\Gamma$ . If  $f(D_\gamma)$  leaves  $D_\Gamma$ , there ought to be a point  $p \in D_\gamma$  farthest from  $D_\Gamma$ , and  $p$  must be a critical point of  $f$ : thus,  $F(D_\gamma) \subseteq D_\Gamma$ . Now, at every point  $p \in \text{int } D_\gamma$ ,  $f$  is open, i.e., a small open ball around  $p$  is taken bijectively to a small open set around  $f(p)$ : this follows from the inverse function theorem, since  $f$  has no critical points in  $\text{int } D_\gamma$ . Thus, any boundary point of  $f(D_\gamma)$  ought to be in  $f(\gamma) = \Gamma$  and  $f(D_\gamma)$  must be equal to  $D_\Gamma$  (notice that  $f(D_\gamma) = \Gamma$  is impossible, since the interior of  $\Gamma$  is empty). We now prove that  $f$  is injective: from the

arguments above and the injectivity on  $\gamma$ , we only have to show that if  $p, q \in \text{int } D_\gamma$  are such that  $f(p) = f(q)$  then  $p = q$ . Let  $\zeta : [0, 1] \rightarrow \text{int } D_\gamma$  be a smooth path with  $\zeta(0) = p$ ,  $\zeta(1) = q$  so that  $(f \circ \zeta)(0) = (f \circ \zeta)(1)$ . Let  $H : [0, 1]^2 \rightarrow \text{int } D_\Gamma$  be a smooth function with  $H(0, t) = (f \circ \zeta)(t)$ ,  $H(s, 0) = H(s, 1) = H(1, t)$ : define  $\zeta_s : [0, 1] \rightarrow \text{int } D_\gamma$  by the differential equation

$$\zeta_s(0) = p, \quad \zeta'_s(t) = (f'(\zeta_s(t)))^{-1} \frac{\partial H}{\partial t}(s, t)$$

so that  $f(\zeta_s(t)) = H(s, t)$ . Now  $\zeta_1$  is constant whence  $\zeta_1(1) = p$ . But  $\zeta_s(1)$  depends continuously on  $s$  and satisfies  $f(\zeta_s(1)) = f(p)$  for all  $s$  and therefore  $\zeta_s(1) = p$  for all  $s$  and  $q = \zeta_0(1) = p$ . Since  $f$  is a continuous bijection from the compact set  $D_\gamma$  to the Hausdorff space  $D_\Gamma$ ,  $f$  is a homeomorphism (Theorem 5.6, Chapter 3, [5]).  $\square$

A continuous function  $f : \mathbb{R}^2 \rightarrow \mathbb{R}^2$  is proper if the inverse of compact sets are compact. The reader should have no difficulty in proving that this is equivalent to saying that  $\lim_{p \rightarrow \infty} f(p) = \infty$ . Our function  $F$  is proper.

LEMMA 5.2. *Let  $f : \mathbb{R}^2 \rightarrow \mathbb{R}^2$  be a proper excellent function with critical set  $C$ . On each connected component  $A$  of  $\mathbb{R}^2 - f(C)$ , the number of preimages of  $f$  is a finite constant.*

*Proof.* We first prove finiteness. By properness, all preimages of a point  $w$  belong to a closed disk  $D$ . If there are infinitely many of them, they must accumulate at a point  $p$ , which, by continuity of  $f$ , is also a preimage of  $w$ . Now,  $p$  may not be either regular, a fold or a cusp, since the three normal forms do not allow for infinitely many local preimages—a contradiction.

Now, by connectivity, it suffices to show that the number of preimages of points near  $w$  is constant. Let  $p_1, \dots, p_k$  be the preimages of  $w$ . By hypothesis, they are regular points, and thus there are open disjoint neighborhoods  $V_i, i = 1, \dots, k$ , with  $p_i \in V_i$  and so that  $f$  restricts as a homeomorphism from each  $V_i$  to an open neighborhood  $W$  of  $w$ . Thus, points in  $W$  have at least as many preimages as  $w$ . Suppose now that for a sequence  $w_j \in W$  converging to  $w$ , the points  $w_j$  have more preimages than  $w$ : call one such preimage  $p_j^* \notin \cup_i V_i$ . By properness, the sequence  $\{p_j^*\}$  must accumulate to a point, which, again by continuity, must be a preimage of  $w$  which does not belong to the interior of  $\cup_i V_i$ : this gives rise to a new preimage of  $w$ —a contradiction again.  $\square$

The proof showed slightly more than the statement of the theorem: any point  $w$  has a finite number of preimages (even if  $w$  is the image of some critical point).

LEMMA 5.3. *With the notation of Lemma 5.2, if two components  $A$  and  $B$  of  $\mathbb{R}^2 - f(C)$  share an arc of images of folds, then the number of preimages of points in  $A$  and in  $B$  differ by two.*

*Proof.* Take  $w$  to be the image of a fold  $p$  belonging to a common boundary arc of  $A$  and  $B$ . Let  $p = p_1, \dots, p_k$  be the preimages of  $w$ . As in the proof of the previous lemma, we take disjoint open neighborhoods  $V_i$  of  $p_2, \dots, p_k$  not containing  $p$  which are taken homeomorphically by  $f$  to an open neighborhood  $W$  of  $w$ . Take points  $w_A \in A \cap W$ ,  $w_B \in B \cap W$ : there will be  $k - 1$  preimages of  $w_A$  and  $w_B$  in the neighborhoods  $V_i$ . Now, from the behavior of  $f$  near  $p$ , either  $w_A$  or  $w_B$  has two additional preimages close to  $p$ .  $\square$

How can we obtain the *sense of folding*, i.e., which of the two neighboring components  $A$  and  $B$  has more preimages? One way is to look at cusps: from figure 3.1, points inside the wedge have more preimages than points outside it.

**6. Back to  $F$ .** We now apply these lemmas to our proper excellent function  $F$ . Suppose that we know that  $\gamma_{\rho_1}$  and  $\gamma_{\rho_2}$  form the critical set  $C$  of  $F$ .

From lemma 5.1 and the injectivity of  $f$  on  $\gamma_{\rho_1}$  (which is checked numerically), we learn that  $f$  is a homeomorphism between the disks  $D_{\gamma_{\rho_1}}$  and  $D_{\Gamma_{\rho_1}}$ . Other components of  $\mathbb{R}^2 - C$  do not behave so nicely: instead, we consider components of  $\mathbb{R}^2 - F(C)$ .

The behavior of  $F$  at large circles, indicated in figure 2.1, together with lemma 5.2 applied to the unbounded component of  $\mathbb{R}^2 - F(C)$ , shows that very large elements  $w$  in the image of  $F$  have exactly seven preimages. Now, by lemma 5.3, using cusps to determine the sense of folding, we learn that the number of preimages of the connected components of  $\mathbb{R}^2 - F(C)$  vary as indicated in figure 6.1. In particular, the origin, which is in the very center of the innermost component, has 17 preimages.

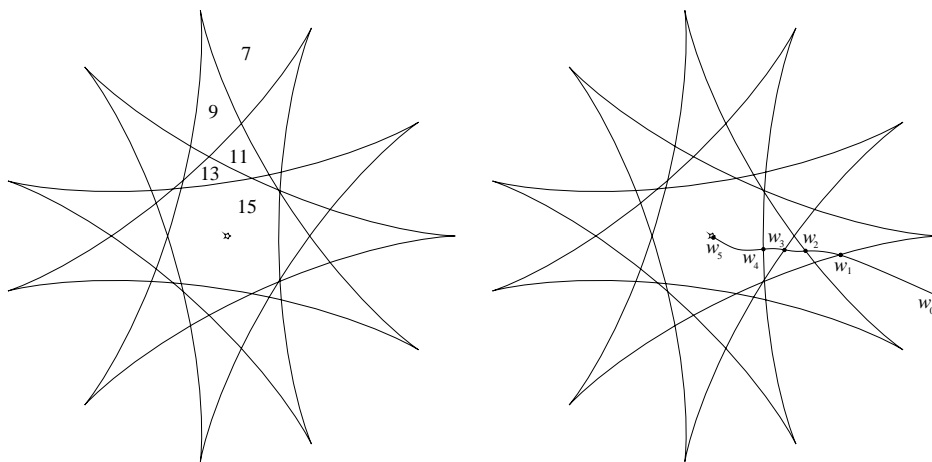


FIG. 6.1. *Counting and computing preimages*

We can do more: we may compute all these preimages. The solutions of the equation in the title are the seven conjugate pairs  $1.642105 \pm 0.488536 i$ ,  $1.117831 \pm 1.281229 i$ ,  $0.466788 \pm 0.342534 i$ ,  $0.240900 \pm 1.707525 i$ ,  $-0.185873 \pm 0.557596 i$ ,  $-0.698808 \pm 1.538623 i$ ,  $-1.456963 \pm 0.934341 i$ , and the three real numbers 0,  $-0.593174$  and  $-1.685844$ . These were calculated by a program as follows. First it computed the critical set  $C$  of  $F$  and its image. Next, it obtained the seven preimages of a remote point  $w_0$ : this is rather simple, since for large  $w$  the function is similar to  $z^7$  and we thus have seven good initial conditions for a Newton-like method to solve  $F(z_i) = w_0$ . A path  $\zeta$  from  $w_0 = \zeta(0)$  to 0 (as in figure 6.1) was constructed and its intersections  $w_j = \zeta(j)$ ,  $j = 1, \dots, 5$  with  $F(C)$  were obtained; the point  $0 = w_6 = \zeta(6)$  is not indicated in the figure. Each intersection  $w_j$ ,  $j = 1, \dots, 5$  was chosen to admit a single critical preimage  $p_j$ , which is a fold. From a continuation argument (as in the proof of lemma 5.1; for computational aspects of continuation methods, see [1]), there are seven arcs  $z_i(t)$  solving  $F(z_i(t)) = \zeta(t)$  which never cross the critical set  $C$  of  $F$ . At this point we know the eight preimages of  $w_1$ :  $z_i(1)$ ,  $i = 1, \dots, 7$  and  $p_1$ . The first seven points were used in turn to begin continuations  $z_i : [1, 2] \rightarrow \mathbb{C}$  with  $F(z_i(t)) = \zeta(t)$ . From the eighth preimage  $p_1$  two different paths  $z_8, z_9 : [1, 2] \rightarrow \mathbb{C}$  were obtained—the algorithm for  $t$  close to 1 uses knowledge of the local form at a fold. The program proceeded similarly until reaching  $w_6 = 0$ .

**7. Further.** Our original phrasing—the understanding of how  $F$  makes three different behaviors compatible—applies poorly to more general examples. Consider, for example, the mild variation on  $F$  given by  $G(z) = z^7 + \bar{z}^4 + z$ . Now, the  $\bar{z}^4$  term never dominates, and there is no distinctive intermediate behavior. Still, figure 7.1 is very informative. The critical set now consists of six curves, and from their images it is clear that each has three cusps. Also, most points in the image have 7 preimages and the number of preimages of any point ranges from 7 to 11. For the program, both functions are in a sense equally easy to handle.

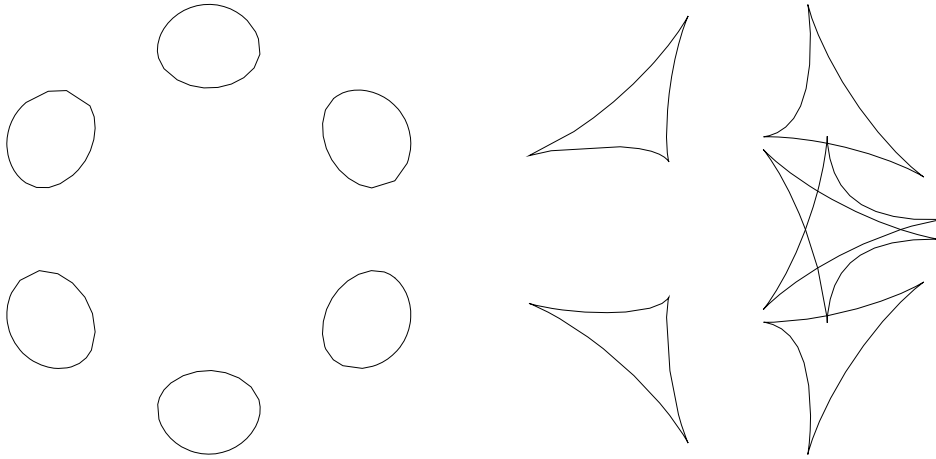


FIG. 7.1. *Critical curves of  $G$  and their images*

From these examples, the reader should be convinced that counting and computing preimages of an excellent proper function  $f : \mathbb{R}^2 \rightarrow \mathbb{R}^2$  is usually easy once the full critical set  $C$  of  $f$  is known. Given  $f$ , how do we know that we have found all the curves in  $C$ ? It turns out that there is a rather complete answer to this question. Say you know some critical curves  $\gamma_i$  of  $f$ , their images  $\Gamma_i$ , together with their sense of folding and the location and orientation of the cusps on each  $\gamma_i$  (and their images)—are there curves missing? There is a theorem which provides necessary and sufficient conditions for this set of data to be consistent, i.e., that it be the full critical set (and its image) of *some* excellent function. Theorem 3.1 in [3] (or theorem 1.6 in [4] for the simpler case of bounded critical sets) makes use of the ingredients used in this text, combined with an additional tool from combinatorial topology—Blank-Troyer theory ([6], [7]). This characterization does not say that the data under examination corresponds to the critical set of the *given* function  $f$ —it ascertains that the data is the critical set of *some* excellent  $g$ . Unfortunately, this is something that cannot be resolved without invoking completely different methods. The difficulty is already evident in one dimension: how do you know that your favorite numerical method has found all the roots of, say, the real function  $f(x) = x$ ? If one is only entitled to a finite number of evaluations of a function and its derivatives, one may never know what happens on very small scales or at very remote points: this depends on a priori estimates.



## REFERENCES

- [1] Allgower, E. L. and Georg, K., Numerical continuation methods: an introduction, Springer-Verlag, New York, 1991.
- [2] Golubitsky, M. and Schaeffer, D., Singularities and groups in bifurcation theory, vol. 1, Applied Mathematical Sciences, 51, Springer-Verlag, New York, 1985.
- [3] Malta, I., Saldanha, N. C. and Tomei, C., Critical Sets of Proper Whitney Functions in the Plane, *Matemática Contemporânea, SBM*, vol. 13 (10th Brazilian Topology Meeting), 181–228 (1997).
- [4] Malta, I., Saldanha, N. C. and Tomei, C., The numerical inversion of functions from the plane to the plane, *Mathematics of Computation* 65, no. 216, 1531–1552 (1996).
- [5] Munkres, J. R., *Topology: a first course*, Prentice-Hall, Inc., Englewood Cliffs, NJ, 1975.
- [6] Poénaru, V., Extending immersions of the circle (d’après Samuel Blank), Exposé 342, *Séminaire Bourbaki 1967-68*, Benjamin, NY, 1969.
- [7] Troyer, S.F., Extending a boundary immersion to the disk with  $n$  holes, Ph. D. Dissertation, Northeastern U., Boston, Mass., 1973.
- [8] Whitney, H., On singularities of mappings of Euclidean spaces, I: mappings of the plane into the plane, *Ann. of Math.* 62 (1955), 374–410.