

Markov Chain Sampling for Non-linear State Space Models Using Embedded Hidden Markov Models

Radford M. Neal

Department of Statistics and Department of Computer Science
University of Toronto, Toronto, Ontario, Canada

<http://www.cs.utoronto.ca/~radford/>

radford@stat.utoronto.ca

30 April 2003

Abstract. I describe a new Markov chain method for sampling from the distribution of the state sequences in a non-linear state space model, given the observation sequence. This method updates all states in the sequence simultaneously using an embedded Hidden Markov model (HMM). An update begins with the creation of a “pool” of K states at each time, by applying some Markov chain update to the current state. These pools define an embedded HMM whose states are indexes within this pool. Using the forward-backward dynamic programming algorithm, we can then efficiently choose a state sequence at random with the appropriate probabilities from the exponentially large number of state sequences that pass through states in these pools. I show empirically that when states at nearby times are strongly dependent, embedded HMM sampling can perform better than Metropolis methods that update one state at a time.

1 Introduction

Consider a state space model with observations y_0, \dots, y_{n-1} , each in some set \mathcal{Y} , and hidden states x_0, \dots, x_{n-1} , each in some set \mathcal{X} . Suppose we know the dynamics of hidden states and the observation process for this model. Our task is to sample from the distribution for the hidden state sequence given the observations.

If the state space, \mathcal{X} , is finite, of size K , so that this is a Hidden Markov Model (HMM), a hidden state sequence can be sampled by a well-known forward-backwards dynamic programming procedure in time proportional to nK^2 . Scott (2002) reviews this algorithm and related methods. If $\mathcal{X} = \mathbb{R}^p$ and the dynamics and observation process are linear, with Gaussian noise,

an analogous adaptation of the Kalman filter can be used. For more general models, one might use Markov chain sampling. For instance, one could perform Gibbs sampling or Metropolis updates for each x_t in turn. Such simple Markov chain updates may be very slow to converge, however, if the states at nearby times are highly dependent.

In this note, I describe how Markov chain sampling for these models can be facilitated by using updates that are based on temporarily embedding an HMM whose finite state space is a subset of \mathcal{X} , and then applying the efficient HMM sampling procedure.

2 The Embedded HMM Algorithm

In describing the algorithm, model probabilities will be denoted by P (which will denote probabilities or probability densities without distinction, as appropriate for the state space, \mathcal{X} , and observation space, \mathcal{Y}). The initial state distribution is given by $P(x_0)$, transition probabilities are given by $P(x_t | x_{t-1})$, and observation probabilities are given by $P(y_t | x_t)$. Our goal is to sample from the conditional distribution $P(x_0, \dots, x_{n-1} | y_0, \dots, y_{n-1})$, which we will abbreviate to $\pi(x_0, \dots, x_{n-1})$

To accomplish this, we will simulated a Markov chain with state space \mathcal{X}^n whose equilibrium distribution is $\pi(x_0, \dots, x_{n-1})$. The state at iteration i of this chain will be written as $x^{(i)} = (x_0^{(i)}, \dots, x_{n-1}^{(i)})$. The transition probabilities for this Markov chain will be denoted using Q . In particular, we will use some initial distribution for the state, $Q(x^{(0)})$, and will simulate the chain according to the transition probabilities $Q(x^{(i)} | x^{(i-1)})$. For validity of the sampling method, we need these transitions to leave π invariant:

$$\pi(x') = \sum_x \pi(x) Q(x' | x), \quad \text{for all } x' \text{ in } \mathcal{X}^n \quad (1)$$

(If \mathcal{X} is continuous, the sum is replaced by an integral.) This is implied by the detailed balance condition:

$$\pi(x) Q(x' | x) = \pi(x') Q(x | x'), \quad \text{for all } x \text{ and } x' \text{ in } \mathcal{X}^n \quad (2)$$

The transition $Q(x^{(i)} | x^{(i-1)})$ is defined using a set of auxiliary Markov chains, one for each time step, whose state spaces are \mathcal{X} , and whose transition probabilities, written as $R_t(\cdot | \cdot)$, leave a specified “pool” distribution, ρ_t , invariant. The transitions for the reversal of this chain with respect to ρ_t will be denoted by $\tilde{R}_t(\cdot | \cdot)$. These transitions satisfy the following condition:

$$\rho_t(x) R_t(x' | x) = \rho_t(x') \tilde{R}_t(x | x'), \quad \text{for all } x \text{ and } x' \text{ in } \mathcal{X} \quad (3)$$

Note that if the transitions R_t satisfy detailed balance with respect to ρ_t , \tilde{R}_t will be the same as R_t .

For each time, t , the transitions R_t and \tilde{R}_t are used to produce a pool of K candidate states, \mathcal{C}_t , one of which is the current state, $x_t^{(i-1)}$. The new sequence, $x^{(i)}$, is randomly selected from among all sequences whose states at each time t are in \mathcal{C}_t , using a form of the forward-backward procedure.

In detail, the pool of candidate states for time t is found as follows:

- 1) Pick an integer J_t uniformly from $\{0, \dots, K-1\}$.
- 2) Let $x_t^{[0]} = x_t^{(i-1)}$.
- 3) For j from 1 to J_t , randomly pick $x_t^{[j]}$ according to the transition probabilities $R_t(x_t^{[j]} | x_t^{[j-1]})$.
- 4) For j from -1 down to $-K + J_t + 1$, randomly pick $x_t^{[j]}$ according to the reversed transition probabilities, $\tilde{R}_t(x_t^{[j]} | x_t^{[j+1]})$.
- 5) Let \mathcal{C}_t be the pool consisting of $x_t^{[j]}$, for $j \in \{-K + J_t + 1, \dots, 0, \dots, J_t\}$. If some of the $x_t^{[j]}$ are the same, they will be present in the pool more than once.

Once the pools of candidate states have been found, a new state sequence, $x^{(i)}$, is picked from among all sequences, x , for which every x_t is in \mathcal{C}_t . The probability of picking x is proportional to $\pi(x) / \prod \rho_t(x_t)$, which is proportional to

$$\frac{P(x_0) \prod_{t=1}^{n-1} P(x_t | x_{t-1}) \prod_{t=0}^{n-1} P(y_t | x_t)}{\prod_{t=0}^{n-1} \rho_t(x_t)} \quad (4)$$

If duplicate states occur in some of the pools, they are treated as if they were distinct when picking a sequence in this way. In effect, we pick indexes of states in these pools, with probabilities as above, rather than states themselves. The distribution of these sequences of indexes can be regarded as the posterior distribution for a hidden Markov model, with the transition probability from state j at time $t-1$ to state k at time t being proportional to $P(x_t^{[k]} | x_{t-1}^{[j]})$, and the probabilities of the hypothetical observed symbols being proportional to the remaining factors above, $P(y_t | x_t^{[k]}) / \rho_t(x_t^{[k]})$. Crucially, it is possible, using the forward-backward technique, to randomly pick a new state from this distribution in time growing linearly with n , even though the number of possible sequences grows as K^n .

3 Proof of Correctness

To show that a Markov chain with these transitions will converge to π , we need to show that it leaves π invariant, and that the chain is ergodic. Ergodicity need not always hold, and proving that it does hold may require considering the particulars of the model. However, it is easy to see that the chain will be ergodic if all possible state sequences have non-zero probability density under π , the pool distributions, ρ_t , have non-zero density everywhere, and the transitions R_t are ergodic. This probably covers most problems that arise in practice.

To show that the transitions $Q(\cdot | \cdot)$ leave π invariant, it suffices to show that they satisfy detailed balance with respect to π . This will follow from the stronger condition that the probability of moving from x to x' (starting from a state picked from π) with given values for the J_t and given pools of candidate states, \mathcal{C}_t , is the same as the corresponding probability of moving from x' to x with the same pools of candidate states and with values J'_t defined by $J'_t = J_t - h_t$, where h_t is the index (from $-K + J_t + 1$ to J_t) of x'_t in the candidate pool.

The probability of such a move from x to x' is the product of several factors. First, there is the probability of starting from x under π , which is $\pi(x)$. Then, for each time t , there is the

probability of picking J_t , which is $1/K$, and of then producing the states in the candidate pool using the transitions R_t and \tilde{R}_t , which is

$$\begin{aligned} \prod_{j=1}^{J_t} R_t(x_t^{[j]} | x_t^{[j-1]}) &\times \prod_{j=-K+J_t+1}^{-1} \tilde{R}_t(x_t^{[j]} | x_t^{[j+1]}) \\ &= \prod_{j=0}^{J_t-1} R_t(x_t^{[j+1]} | x_t^{[j]}) \times \prod_{j=-K+J_t+1}^{-1} R_t(x_t^{[j+1]} | x_t^{[j]}) \frac{\rho_t(x_t^{[j]})}{\rho_t(x_t^{[j+1]})} \end{aligned} \quad (5)$$

$$= \frac{\rho_t(x_t^{[-K+J_t+1]})}{\rho_t(x_t^{[0]})} \prod_{j=-K+J_t+1}^{J_t-1} R_t(x_t^{[j+1]} | x_t^{[j]}) \quad (6)$$

Finally, there is the probability of picking x' from among the sequences with states from the pools, \mathcal{C}_t , which is proportional to $\pi(x')/\prod \rho_t(x'_t)$. The product of all these factors is

$$\begin{aligned} \pi(x) &\times (1/K)^n \times \prod_{t=0}^{n-1} \left[\frac{\rho_t(x_t^{[-K+J_t+1]})}{\rho_t(x_t^{[0]})} \prod_{j=-K+J_t+1}^{J_t-1} R_t(x_t^{[j+1]} | x_t^{[j]}) \right] \times \frac{\pi(x')}{\prod_{t=0}^{n-1} \rho_t(x'_t)} \\ &= (1/K)^n \frac{\pi(x)\pi(x')}{\prod_{t=0}^{n-1} \rho(x_t)\rho(x'_t)} \prod_{t=0}^{n-1} \left[\rho_t(x_t^{[-K+J_t+1]}) \prod_{j=-K+J_t+1}^{J_t-1} R_t(x_t^{[j+1]} | x_t^{[j]}) \right] \end{aligned} \quad (7)$$

The corresponding expression for a move from x' to x is identical, apart from a relabelling of candidate state $x_t^{[j]}$ as $x_t^{[j-h_t]}$.

4 An Example Class of Models

As a simple concrete example, consider a model in which the state space \mathcal{X} and the observation space, \mathcal{Y} , are both \mathbb{R} . Let each observation be simply the state plus Gaussian noise of standard deviation σ — ie, $P(y_t | x_t) = N(y_t | x_t, \sigma^2)$ — and let the state transitions be defined by $P(x_t | x_{t-1}) = N(x_t | \tanh(\eta x_{t-1}), \tau^2)$, for some constant expansion factor η and transition noise standard deviation τ .

Let us choose the pool distributions, ρ_t , to be normal, with some means μ_t and standard deviations ν_t , which may depend on y_0, \dots, y_{n-1} , but not on x_0, \dots, x_{n-1} . For example, we might fix $\mu_t = 0$ and $\nu_t = 1$ for all t , or we might let ρ_t be the posterior distribution for x_t given y_t , based on an improper flat prior, so that $\mu_t = y_t$ and $\nu_t = \sigma$, or we might let ρ_t be some more elaborate approximation to the marginal distribution of x_t given y_0, \dots, y_{n-1} .

Of the many transitions that would leave ρ_t invariant, we might choose R_t to be of the following form:

$$R_t(x' | x) = N(x' | \mu_t + \alpha(x - \mu_t), (1 - \alpha^2)\nu_t^2) \quad (8)$$

where α is an adjustable parameter in $(-1, +1)$. When $\alpha = 0$, the states in the pool (other than the current state) are drawn independently from ρ_t . These transitions satisfy detailed balance with respect to ρ_t , so \tilde{R}_t is the same as R_t .

The forward-backward algorithm will pick a state sequence from among those that can be constructed using states from the candidate pools, with probabilities given by equation (4). In

the particular case when $\mu_t = y_t$ and $\nu_t^2 = \sigma^2$, for which $\rho_t(x_t)$ is proportional to $P(y_t | x_t)$, these probabilities simplify to being proportional to

$$P(x_0) \prod_{t=1}^{n-1} P(x_t | x_{t-1}) \quad (9)$$

Note that despite appearances, this distribution cannot be sampled from using a forward pass alone, since $P(x_t | x_{t-1})$ need not sum to one for x_t in \mathcal{C}_t .

5 Demonstration

The characteristics of the state and observation sequences produced using the models of the previous section vary considerably with the choice of σ , η , and τ . For some choices, simple forms of the Metropolis algorithm that update each x_t separately can perform better than the embedded HMM method, since these simple methods have lower overhead. Here I will demonstrate that the embedded HMM can perform better than such single-state updating methods when the states are highly dependent.

Figure 1 shows a sequence, x_0, \dots, x_{n-1} , and observation sequence, y_0, \dots, y_{n-1} , produced using $\sigma = 2.5$, $\eta = 2.5$, and $\tau = 0.4$, with $n = 1000$. The state sequence stays in the vicinity of $+1$ or -1 for long periods, with rare switches between these regions. Because of the large observation noise, there is considerable uncertainty regarding the state sequence given the observation sequence, with the posterior distribution assigning fairly high probability to sequences that contain short-term region switches that are not present in the actual state sequence, or that lack some of the short-term switches that are actually present. It is difficult for a method that updates only one state at a time to explore such a posterior distribution, because it must move through low-probability intermediate states in which a switch to the opposite region is followed immediately by a switch back.

Figure 2 shows that embedded HMM sampling works well for this problem, using $K = 10$ states and the simple choice of $\mu_t = 0$ and $\nu_t = 1$ for the pool distributions, and R_t as in equation (8), with $\alpha = 0$. We can see that only two updates produce a state sequence with roughly the correct characteristics.

Figure 3 demonstrates how a single embedded HMM update can make a large change to the state sequence. It shows a portion of the state sequence after 99 updates, the pools of states produced for the next update, and the state sequence found by the embedded HMM using these pools. A large change is made to the state sequence in the region from time 840 to 870, with states in this region switching from the vicinity of -1 to the vicinity of $+1$.

In Figure 4, the state at two time points is plotted over the course of 99 embedded HMM updates. Both points correspond to short-term switches in the actual state sequence. In the posterior distribution, there is uncertainty about the true state at these points, with non-negligible probability for values near -1 and for values near $+1$. We see in both plots that the embedded HMM moves between these two regions.

In contrast, simple Metropolis methods that update one state at a time do much less well for this problem. Figure 5 shows the state sequences produced after 50 and 100 iterations of a Metropolis method in which each iteration updates each state in turn, using a $N(0, 1)$ proposal

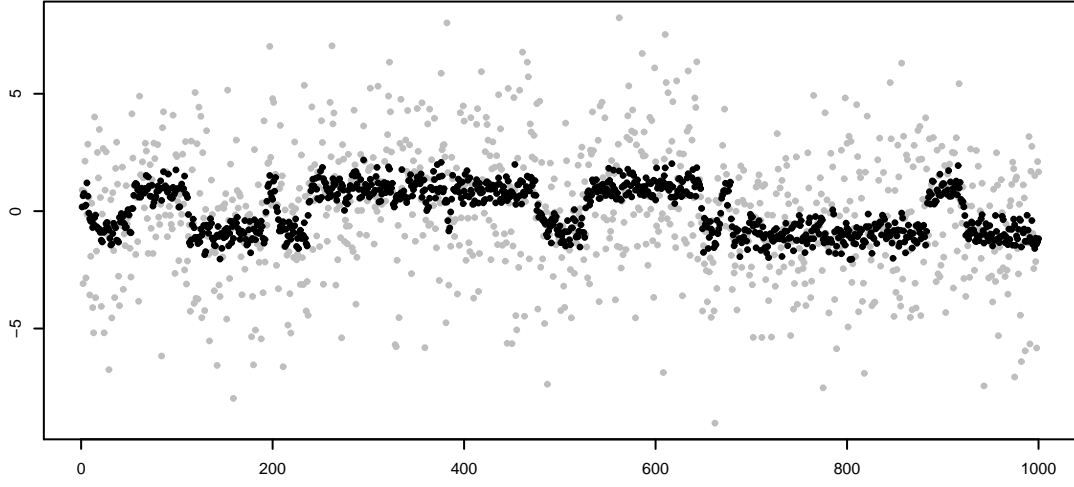


Figure 1: A state sequence (black dots) and observation sequence (gray dots) of length 1000 produced by the model with $\sigma = 2.5$, $\eta = 2.5$, and $\tau = 0.4$.

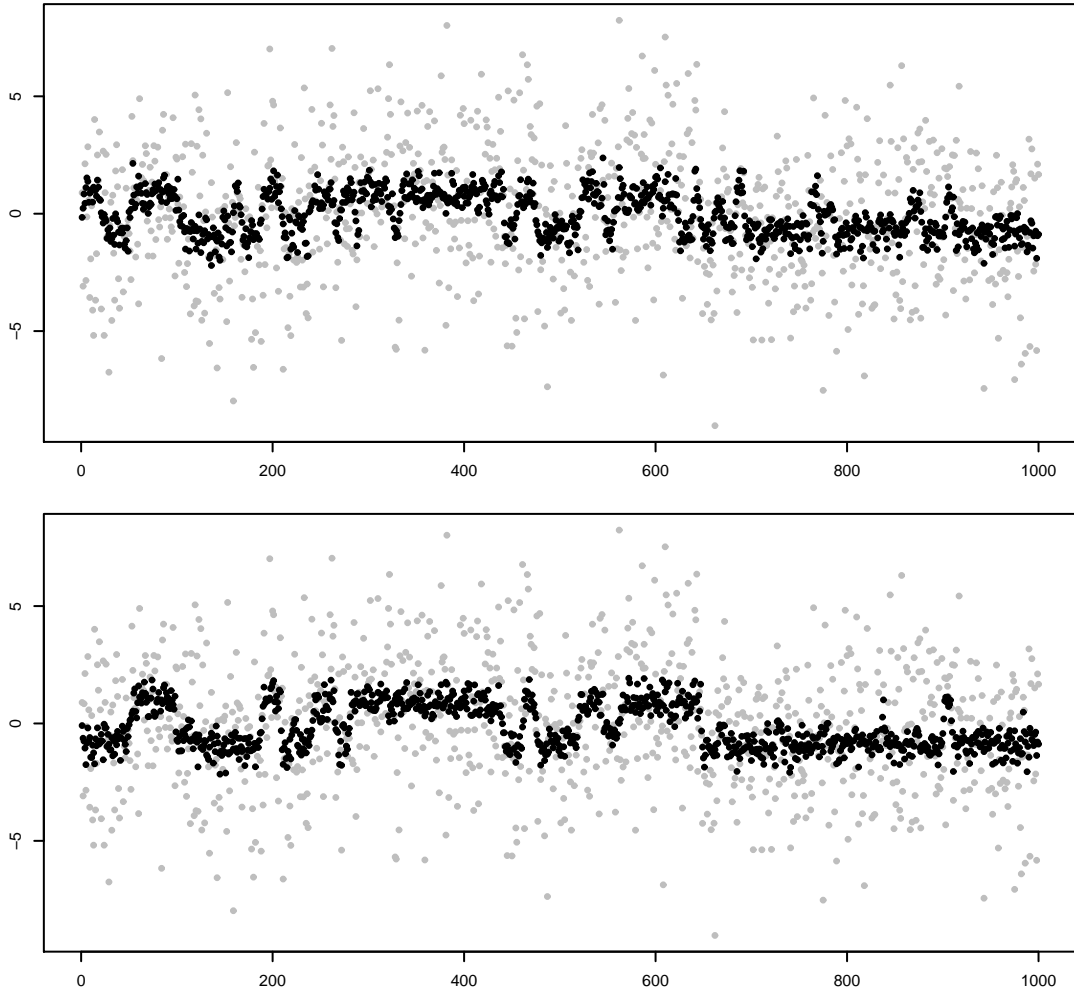


Figure 2: State sequences (black dots) produced after one embedded HMM update (top) and two updates (bottom), starting with the states set equal to the data points (gray dots), for the same model and data as Figure 1. The embedded HMM used $K = 10$, $\mu_t = 0$, $\nu_t = 1$, and $\alpha = 0$.

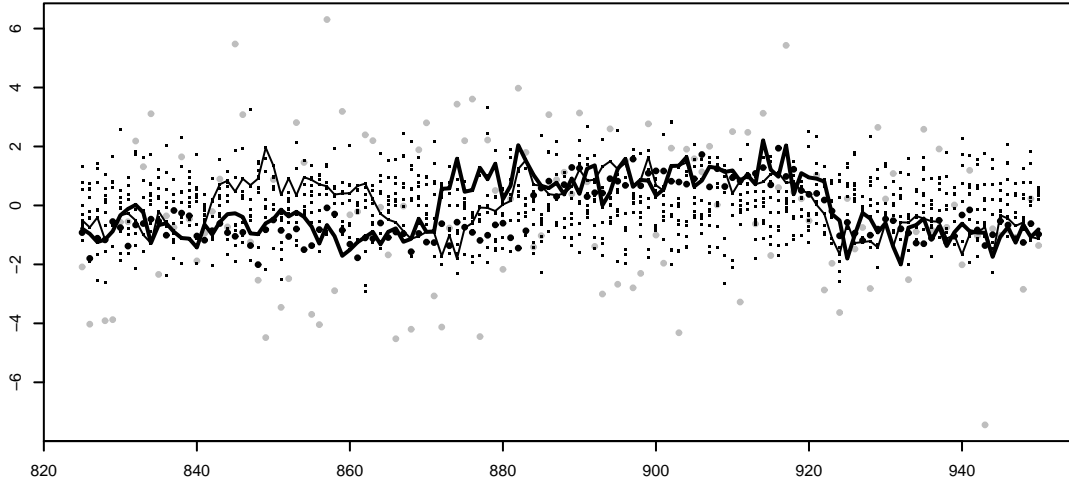


Figure 3: Closeup of an embedded HMM update. The true state sequence is shown by black dots and the observation sequence by gray dots. The current state sequence is shown by the dark line. The pools of states used for the update are shown as small dots, and the new state sequence picked by the embedded HMM by the light line.

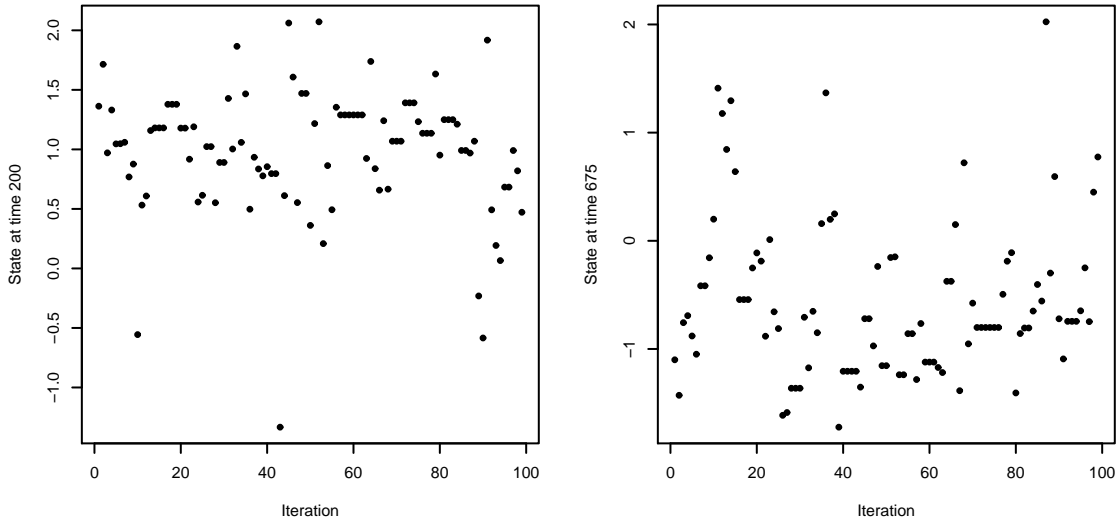


Figure 4: Traces of states during an embedded HMM run. The left plot shows the state at time 200 after each of the first 99 updates; the right plot shows the same for the state at time 675.

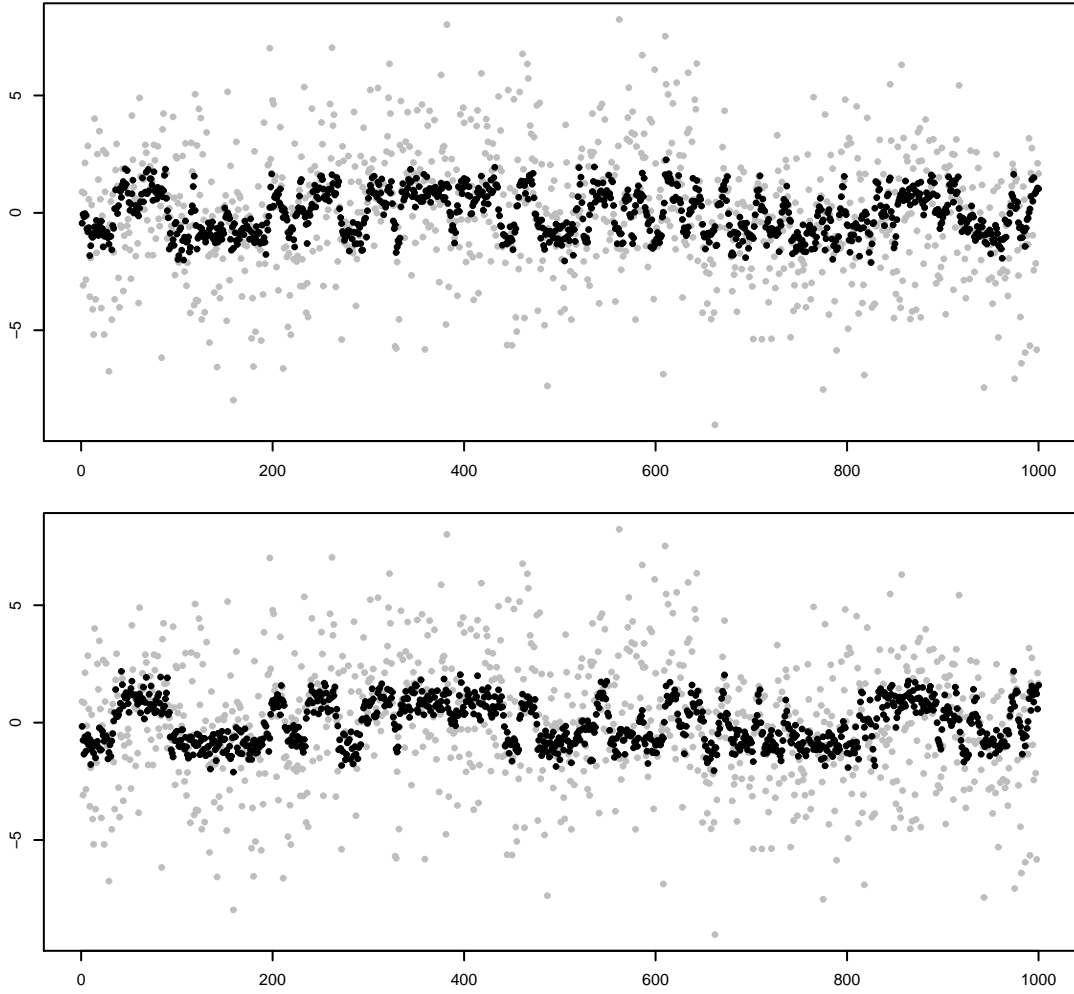


Figure 5: State sequences (black) produced after 50 single-state Metropolis updates (top) and after 100 updates (bottom), starting with the states set equal to the data points (gray).

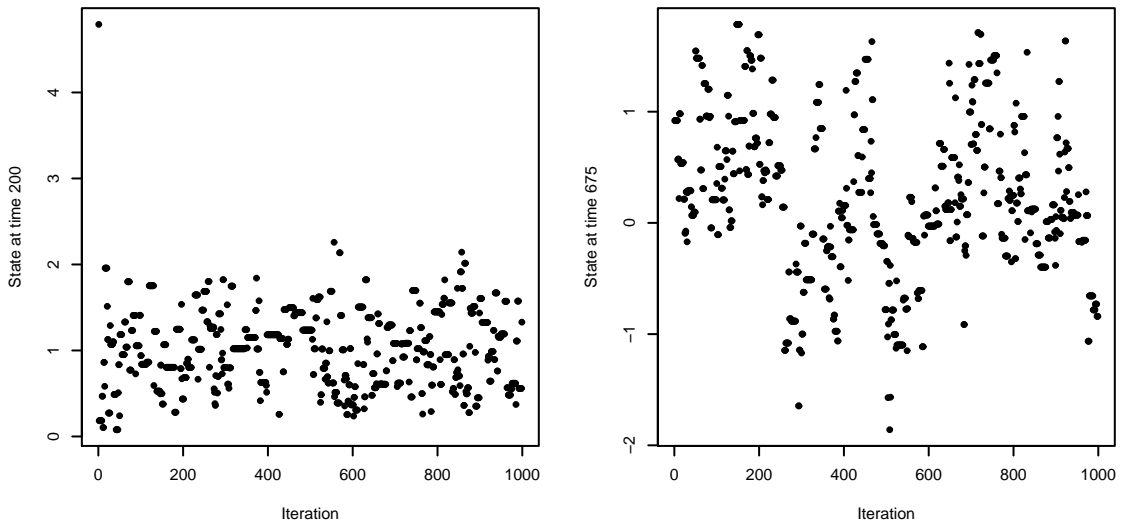


Figure 6: Traces of states during a Metropolis run. The left plot shows the state at time 200 after each of the first 999 updates; the right plot shows the same for the state at time 675.

distribution. Even after 100 iterations, the state sequence does not closely resemble the actual state sequence (in particular, it contains too many short-term switches). The traces of states at times 200 and 675 in Figure 6 confirm that these Metropolis updates do not move around the posterior distribution efficiently. The state at time 200 never reaches the vicinity of -1 during these 999 iterations. The state at time 675 does visit the vicinity of both -1 and $+1$, but the values show very high autocorrelations. Simple Metropolis updates with various other proposal distributions performed similarly, or worse.

On the other hand, one iteration of these simple Metropolis methods is approximately 30 times faster than one of the embedded HMM updates (with $K = 10$), when both methods are implemented in the interpretive R language. In this example, however, the greater efficiency of the embedded HMM updates more than outweighs this.

With other settings of the σ , η , and τ parameters, different pool distributions are preferable to the simple $N(0, 1)$ distribution used for this demonstration. In particular, letting the pool distribution for x_t depend on y_t or on a window of observations in its vicinity is sometimes better. I have not found setting α to a non-zero value to be beneficial for this model, but I expect that setting α close to one in order to produce a pool of states in the vicinity of the current state will be useful in higher-dimensional problems.

Acknowledgement

I thank Sam Roweis and Matthew Beal for helpful discussions. This research was supported by the Natural Sciences and Engineering Research Council of Canada.

Reference

Scott, S. L. (2002) “Bayesian methods for hidden Markov models: Recursive computing in the 21st century”, *Journal of the American Statistical Association*, vol. 97, pp. 337–351.