

ON CHERN-SIMONS THEORY WITH AN INHOMOGENEOUS GAUGE GROUP AND BF THEORY KNOT INVARIANTS

GAD NAOT

ABSTRACT. We study the Chern-Simons topological quantum field theory with an inhomogeneous gauge group, a non-semi-simple group obtained from a semi-simple one by taking its semi-direct product with its Lie algebra. We find that the standard knot observables (i.e. traces of holonomies along knots) essentially vanish, but yet, the non-semi-simplicity of our gauge group allows us to consider a class of un-orthodox observables which breaks gauge invariance at one point and which lead to a non-trivial theory on long knots in \mathbb{R}^3 .

We have two main morals :

1. In the non-semi-simple case, there is more to observe in Chern-Simons theory! There might be other interesting non semi-simple gauge groups to study in this context beyond our example.

2. In our case of an inhomogeneous gauge group, we find that Chern-Simons theory with the un-orthodox observable is actually the same as 3D BF theory with the Cattaneo-Cotta-Ramusino-Martellini knot observable. This leads to a simplification of their results and enables us to generalize and solve a problem they posed regarding the relation between BF theory and the Alexander-Conway polynomial. Our result is that the most general knot invariant coming from pure BF topological quantum field theory is in the algebra generated by the coefficients of the Alexander-Conway polynomial.

1. Introduction

We would like to address the question of the most general knot invariants coming from BF topological quantum field theory (TQFT). Work done on the subject by Cattaneo et al. [9, 10, 11, 12] in the mid-90's showed that while BF theory with cosmological constant produces the same invariants of knots as the Chern-Simons (CS) theory, the BF theory with no cosmological constant (pure BF theory) and $SU(2)$ gauge group produce invariants lying in the algebra generated by the coefficients of the Alexander-Conway polynomial. The BF TQFT is completely equivalent to CS theory, but while the equivalence with non-zero cosmological constant maintain the semi-simplicity property of the gauge group, the equivalence when the cosmological constant is set to zero takes us to a CS theory with a non-semi-simple gauge group. Thus if we started with gauge group G in the pure BF theory, we end up on the CS side with a semi-direct product $G \ltimes \mathcal{G}$ of the group with its Lie algebra, also known as the inhomogeneous group of G (denoted IG). So eventually we are asking the following question:

What is the most general knot invariant (or knot observable) in a CS theory with an inhomogeneous gauge group ?

The natural thing to start with is the standard gauge invariant observable: the trace, in some chosen representation, of the holonomy of the gauge connection along the knot. As we shall see in chapter 2, this observable leaves us no information regarding the knot (except

for framing information that can be normalized to zero anyway). This seems to be a problem because in the equivalent pure BF theory one can extract some non-trivial information regarding the knot (at least in the case of $SU(2)$ gauge). Thus there ought to be a procedure that will give us some non-trivial information.

In this paper we will do the following (section 3.1): we take an observable (holonomy along the knot, without the trace) which is not gauge invariant at one single point and put that point on the knot. When we do that, we get a CS theory on S^3 with broken gauge symmetry at one point on the knot. Then we declare this point to be infinity by taking the point out of our space (i.e. puncturing S^3 at that point). Since the gauge transformations are taken to be vanishing at infinity, we get a completely invariant CS theory on \mathbb{R}^3 with a long knot in it. Thus we lose no information as far as knot theory is concerned (knot theory in S^3 and long knot theory in \mathbb{R}^3 are “isomorphic” theories) and we get “legal” CS theory in which we can consider a new and wider class of observables.

We will then show (section 3.2), using perturbation theory, that this observable gives non-trivial information about the knot. Continuing (section 3.3) with perturbation theory in our setting (CS with IG gauge group and the new observable) we are able to prove that the most general knot invariant coming from such a construction is in the algebra generated by the coefficients of the Alexander-Conway polynomial. Returning to BF theory (chapter 4), we can create an observable that reproduces Cattaneo et al. results for $SU(2)$ and generalizes it to every metrizable gauge group and representation thereof used in the construction of the pure BF theory.

Our construction detects in some sense the difference between the invariant subspace of the universal enveloping algebra of our non-semi-simple gauge group and the co-invariant quotient of the universal enveloping algebra enabling us to extract new information regarding the knot (something which does not exist in the semi-simple case). We discuss this issue in chapter 5.

2. Perturbation theory for the standard observable with an inhomogeneous gauge group

In this section we will show that the perturbation theory for Chern-Simons (CS) theory with the inhomogeneous gauge group, using the standard knot observable, is almost trivial. We start (2.1) with some reminders about perturbation theory (in CS context). Unfortunately, due to the size of the topic, this reminder will be too short and it is not meant to teach the theory. For recent detailed pedagogic reviews see [19, 18]. After this reminder we will introduce (2.2) the inhomogeneous gauge group (with our notations for it) and give more details (2.3) about perturbation theory using this gauge group. Section 2.3 describes the consequences of using such a group regarding the knot invariants coming from the standard observable. Finally, in 2.4, we show that the whole standard construction is trivial, leading to (almost) trivial knot invariants.

2.1. Some reminders about perturbation theory and Chern-Simons theory. We recall the setting for knot invariants in the framework of CS theory (in this chapter a knot is an embedding of S^1 into S^3). We take S^3 to be the 3 dimensional manifold on which the CS theory is defined. We choose any gauge group G whose lie algebra is metrizable (semi-simple

gauge group for example). Denote this metric on the Lie algebra by \langle, \rangle and let A be a G -connection. We consider the following action functional:

$$\text{Chern-Simons action } CS(A) = k \cdot 2\pi \int_{S^3} \langle A \wedge dA + \frac{2}{3} A \wedge A \wedge A \rangle$$

where k is an integer coupling constant.

Now, also recall the standard (knot) observable - $Tr_R hol(A)$. $hol(A)$ stands for the holonomy of the connection A along the knot (i.e. the path-ordered exponent of the integral of A along the knot) and the trace is taken in some chosen representation R of the gauge group.

One gets a knot invariant by taking the path integral over all connections with the observable plugged in the integrand :

$$Z(knot) = \int \mathcal{DA} e^{iCS(A)} Tr_R hol(A)$$

This is called the expectation value of the (standard) observable, and it is viewed as a function from knots to the base field (the complex numbers from now on). One is usually interested in $\frac{Z(knot)}{Z(\emptyset)}$. Where $Z(\emptyset)$ is the path integral with no observable plugged in (no knot).

Calculating this integral using perturbation theory, we get the following sum:

$$\sum_{D \in D_{CS}} k^{-degD} \cdot \zeta^{CS}(D) \cdot W_G(D)$$

where D_{CS} defined to be the set of all trivalent connected graphs based on S^1 (i.e. Feynman diagrams based on a Wilson loop), ζ^{CS} is the part of integration of the corresponding propagators over the diagram (meaning the integration over the appropriate configuration space) and W_G is the Lie-algebraic part of the expectation value which holds all the information coming from the Lie group G and its representation R (meaning the weight system, reviewed lightly below).

In the CS perturbation theory calculation every internal edge contributes $1/k$ and every internal vertex contributes k to the total power of k of the diagram (remember that an internal edge/vertex means an edge/vertex not on the Wilson loop). The total power of $1/k$ is called the degree of the diagram. A convenient way of counting the degree is labeling each internal vertex with -1 and each edge with $+1$ and then summing up all the labels to get the degree of the diagram. This is denoted $degD$ above.

We want to further factor the perturbation calculation in order to get a better view on this knot invariant. First thing we can do is just drop the weight system and replace it with the diagram D on which it is calculated, thus getting the following invariant:

$$\sum_{D \in D_{CS}} k^{-degD} \cdot \zeta^{CS}(D) \cdot D$$

This invariant can be viewed as taking values in $\mathcal{A}(S^1)$, where we define $\mathcal{A}(S^1)$ as follows :

Definition 2.1. $\mathcal{A}(S^1)$ is the algebra of all connected trivalent graphs based on a circle (i.e. D_{CS}) quotient by the IHX relation $\asymp = \succ - \times$, the STU relation $\asymp = \sqcup - \asymp$ and the anti-symmetry relation $\asymp = -\asymp$.

When we apply the weight system, $W_{\mathcal{G}}$, to this invariant we get the previous sum. We will apply the weight system by parts to get a further factorization.

Weight systems are described and explored in [6]. We recall the main construction of a weight system coming from a Lie algebra. The labeling part: choose a basis for the Lie algebra. Then, given a trivalent diagram based on a circle, one labels each internal edge (i.e. edges that are not contained in the circle) with an index on each end of the edge. The contracting part: one writes the structure constants tensor for each internal vertex (using the indices on that vertex and the chosen basis), the metric tensor for each internal edge, and contract matching indices (using the metric to raise and lower indices). After the labeling and contracting one is left with an invariant tensor in the enveloping algebra of \mathcal{G} , whose indices are the ones on the vertices on the base loop. The Trace part: representing this tensor using some chosen representation of \mathcal{G} and taking the trace is the last part of the application of the weight system.

Thus taking a diagram (more precisely a class representative, but we will not make these distinctions throughout the paper) in $\mathcal{A}(S^1)$ and applying to it only the labeling and contracting part of the weight system, we are left with a tensor in the universal enveloping algebra. This tensor is invariant under the adjoint action (all the tensors used in building it are invariant under the action, and contractions are \mathcal{G} -maps) and therefore is in the invariant subspace $U(\mathcal{G})^{\mathcal{G}}$ of the universal enveloping algebra. Although we didn't apply the trace part yet, because we started with the standard observable we still have a trace of the trace. Diagrammatically it lies in the fact that we are looking at diagrams based on S^1 . The ability to move legs around cyclically (which is the trace property) enforces us to quotient the resulting tensor in $U(\mathcal{G})^{\mathcal{G}}$ into the co-invariant quotient of the algebra, thus getting an invariant in $(U(\mathcal{G})^{\mathcal{G}})_{\mathcal{G}}$. Finally one can apply the trace part as usual to get elements of \mathbb{C} .

Summarizing all together, when we use perturbation theory for the standard observable, we get a knot invariant in the form of a series (in $1/k$) with coefficients in \mathbb{C} which more generally factorize in the following way:

$$(1) \quad \{knots\} \rightarrow \mathcal{A}(S^1)[[k^{-1}]] \rightarrow (U(\mathcal{G})^{\mathcal{G}})_{\mathcal{G}}[[k^{-1}]] \rightarrow \mathbb{C}[[k^{-1}]]$$

There is much more to say on Chern-Simons theory and the use of perturbation theory in this context, but we stop here. We recommend the reader to read [4, 5, 3, 2, 1, 15] for various approaches (physically and/or mathematically inclined) on top of the reviews cited above. The fact that one actually gets knot invariants in every step of the factorization above, for instance, is an important issue by itself which we skip completely.

2.2. The inhomogeneous gauge group. We now want to specialize to a specific type of gauge groups. We are about to explore perturbation theory for CS theory with the gauge group that we now present:

Start with a semi-simple gauge group G and make a semi-direct product of it with its Lie algebra (the semi-direct action is through the adjoint action). We look at the Lie algebra of this semi-direct product and denote it L_0 . As a vector space, L_0 is a double copy of the original algebra: $\mathcal{G} \oplus \overline{\mathcal{G}}$ where we use upper bar notation to distinguish the second copy. For any $X \in \mathcal{G}$ let $X \mapsto \overline{X}$ be the identity map between the two copies, thus \overline{X} is the element X in the second copy of \mathcal{G} . Let X_i be a basis for \mathcal{G} , \overline{X}_i a basis for $\overline{\mathcal{G}}$, and $[\cdot, \cdot]$ be the original bracket structure on \mathcal{G} . We have the following bracket structure on L_0 :

$$[X_i, X_j]_{L_0} = [X_i, X_j] \quad [X_i, \overline{X}_j]_{L_0} = \overline{[X_i, X_j]} \quad [\overline{X}_i, \overline{X}_j]_{L_0} = 0$$

We see now that actually the second copy is the abelianization of the original algebra.

Letting the metric on \mathcal{G} be \langle, \rangle (say, the one coming from the trace of the adjoint representation) we take the following (invariant) metric on L_0 :

$$\langle X_i, X_j \rangle_{L_0} = 0 = \langle \overline{X}_i, \overline{X}_j \rangle_{L_0} \quad \langle X_i, \overline{X}_j \rangle_{L_0} = \langle X_i, X_j \rangle$$

2.3. Further structure of the perturbation expansion with the inhomogeneous gauge group. Let us look at the perturbation theory using the inhomogeneous gauge group L_0 . As we will show, the factorization (1) factors even further as the weight system using this type of Lie algebra is finer in details and holds some more information. We will define the space of directed “legal” diagrams and construct a factorization of the weight system W_{L_0} through a map into it.

As we know from standard perturbation theory for quantum gauge theories, the algebraic contributions of vertices and edges in a Feynman diagram are determined by the structure constants and the metric on the Lie algebra. This is encoded in the weight system, as described above. Now choose a basis X_i to \mathcal{G} and immediately get a basis \overline{X}_i to $\overline{\mathcal{G}}$ (and thus to the entire algebra). Then, given a diagram, apply the weight system using the following steps :

1(pre). Sum over all ways of labeling the ends of the edges of the diagram with indices, i or \overline{i} , representing the basis for \mathcal{G} and $\overline{\mathcal{G}}$ respectively. Thus instead of labeling with one index that runs over the entire basis for the algebra, we split to two indices such that each runs over one summand in the direct sum of the algebra.

2(pre). Write the structure constants tensor and the metric tensor as before, with indices according to the labeling, and contract the indices (thus in each summand of step 1(pre) we contract only part of the total algebra basis).


Since the summations are finite, one can see that this way of doing the labeling and contraction part, in two summation steps having two types of algebra indices instead of one, is equivalent to the usual way of applying the weight system.

Furthermore we know already that certain combinations of indices vanish in the second step. A look at the metric will show us that the only edges which are non zero will be ones that have a non-bar index on one end, and a bar-index at the other end. Another look, this

time at the bracket structure, will tell that the only combination of indices on a vertex that will not be zero at step 2(pre) is a combination of two non-bar indices and one bar index. This allows us to revise step 1(pre) above into:

1(revised). Sum over all ways of labeling the ends of the edges of the diagram with indices, i or \bar{i} , representing the basis for \mathcal{G} and $\overline{\mathcal{G}}$ respectively, in such a way that each edge has one bar index and one non-bar index at its ends, and each vertex has two non-bar indices and one bar index at its legs.

Let us introduce a convenient notation. Whenever we have an edge after step 1(revised) we direct the edge from the non-bar index to the bar index, and drop the bar on top of the bar index. Thus the two steps for applying the weight system for L_0 on a diagram can be finalized into the following form :

1. Sum over all ways of directing the edges of the diagram (internal edges only) in such a way that each vertex has two outgoing legs and one ingoing leg (we call it a “legal directing”, and it looks like ).

2. Put an index on each end of all the directed edges, write the appropriate tensors and contract indices, all according to the arrow convention above (i.e. the arrow tells if the index is considered bar or non-bar, and we use the appropriate basis accordingly).

Step 1 is a map on the space of all Feynman diagrams D^{CS} into the space of all directed Feynman diagrams $\overrightarrow{D^{CS}}$, defined as all trivalent connected graphs based on a circle with arrows on the internal edges (ones which are not a part of the base circle) such that each vertex is “legal” in the above sense. The map simply takes a diagram to the sum of all “legal” directings of it. In order to extend this map to $\mathcal{A}(S^1)$ we need to treat the STU/IHX/AS relations. For that purpose we define the directed STU, directed IHX and directed AS relations which we will quotient $\overrightarrow{D^{CS}}$ with. These relations reflect the algebraic structure of L_0 and can be read directly from the bracket structure.

Definition 2.2. The Directed STU relations in $\overrightarrow{D^{CS}}$ are the following relations :

$$\begin{array}{ccc} \begin{array}{c} \uparrow \uparrow \\ \downarrow \end{array} - \begin{array}{c} \diagup \diagdown \\ \downarrow \end{array} = \begin{array}{c} \diagup \diagdown \\ \downarrow \end{array} & \begin{array}{c} \uparrow \downarrow \\ \downarrow \end{array} - \begin{array}{c} \diagup \diagdown \\ \downarrow \end{array} = \begin{array}{c} \diagup \diagdown \\ \downarrow \end{array} \\ \begin{array}{c} \uparrow \downarrow \\ \downarrow \end{array} - \begin{array}{c} \diagup \diagdown \\ \downarrow \end{array} = \begin{array}{c} \diagup \diagdown \\ \downarrow \end{array} & \begin{array}{c} \downarrow \downarrow \\ \downarrow \end{array} - \begin{array}{c} \diagup \diagdown \\ \downarrow \end{array} = \begin{array}{c} \diagup \diagdown \\ \downarrow \end{array} = 0 \end{array}$$


Where the bottom non-directed line is the base circle.

The Directed IHX relations are actually a consequence of the directed STU relations in $\overrightarrow{D^{CS}}$ just as in [6]. We draw one example here, and the rest are just rotations of :

$$\begin{array}{c} \diagup \diagdown \\ \downarrow \end{array} = \begin{array}{c} \uparrow \uparrow \\ \downarrow \end{array} - \begin{array}{c} \diagup \diagdown \\ \downarrow \end{array}$$


The Directed AS relation is defined just as the usual AS relation :

$$\begin{array}{c} \diagup \diagdown \\ \downarrow \end{array} + \begin{array}{c} \diagup \diagdown \\ \downarrow \end{array} = 0$$

Definition 2.3. The space of all “legally” directed diagrams modulo the directed STU/IHX and AS relations, denoted $\overrightarrow{\mathcal{A}}(S^1)$, is the space of all trivalent connected graphs based on a circle (the Wilson loop), with arrows on the internal edges such that each vertex looks like  (i.e. the space \overrightarrow{D}_{CS} as defined before), quotient by the directed STU, directed IHX and directed AS relations defined above.

Armed with these definitions one can see that step 1 of the factorization above is well defined as a map $\mathcal{A}(S^1) \rightarrow \overrightarrow{\mathcal{A}}(S^1)$. Composed with step 2 above (labeling and contracting of indices), and finally with the last step which is taking the trace of the resulting tensor in some chosen representation (step 3), one gets the following factorization of the perturbation theory of CS theory with the standard observable :

$$(2) \quad \{knots\} \rightarrow \mathcal{A}(S^1)[[k^{-1}]] \rightarrow \overrightarrow{\mathcal{A}}(S^1)[[k^{-1}]] \rightarrow (U(L_0)^{L_0})_{L_0}[[k^{-1}]] \rightarrow \mathbb{C}[[k^{-1}]]$$

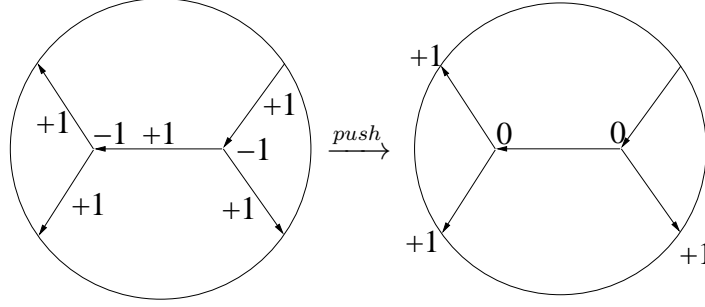
Note that the directed STU relations (which reflect the structure of L_0) tell us that two adjacent legs which touch the base circle and have arrows pointed towards it are commutative (as the bar-indices are commutative). On the other hand if they originate from one vertex they are anti commutative according to the AS relation. Thus one gets an important relation in $\overrightarrow{\mathcal{A}}(S^1)$:  = 0. This relation will be used in the arguments of the next section.

2.4. But $\overrightarrow{\mathcal{A}}(S^1)$ is (almost) empty! We will prove now that there are not many diagrams in $\overrightarrow{\mathcal{A}}(S^1)$, and the ones that are not zero encode a very specific type of information regarding the knot — the framing. This information can actually be normalized to zero, thus showing the entire weight system W_{L_0} is trivial. We show that the only primitive element which is non zero in $\overrightarrow{\mathcal{A}}(S^1)$ is the directed single chord diagram \ominus (drawn without the arrow here) and thus the only degree n diagram which is non zero in $\overrightarrow{\mathcal{A}}(S^1)$ is \ominus^n . We do that by showing first that the only primitive elements that are possibly non zero are the wheel diagrams (such as \ominus , \oplus and so on) and \ominus , and then give an argument as to why the wheel diagrams are actually zero. We remind the reader that when we say a diagram we actually mean a (representative of) diagram class.

Lemma 2.4. *Every degree n diagram in $\overrightarrow{\mathcal{A}}(S^1)$ has at least n external vertices (vertices that are on the base loop).*

Proof. As we already mentioned, to every diagram we attach a power of $1/k$ which is called the degree. A convenient way of counting the degree is labeling each internal vertex with -1 and each edge with +1 and then summing up all the labels to get the degree of the diagram. Now, take a degree n diagram in $\overrightarrow{\mathcal{A}}(S^1)$, label it with +1 and -1 according to the above. “Push” the labels on the edges in the direction of the arrows, whenever a label hits a vertex it stops and the labels at the vertex are added. An example of this for a degree 3

diagram is:





According to the “legal” directing rules each internal vertex will have one label +1 hitting the vertex label -1 thus canceling each other leaving us with a zero label. All other labels are pushed to the external vertices (on the Wilson loop). Since the total sum of labels is conserved and equal to the degree of the diagram, what we proved is that a degree n diagram in $\overrightarrow{\mathcal{A}(S^1)}$ has at least n vertices on the Wilson loop (in other words at least n external legs).



This has immediate consequences in terms of the primitive elements that generate the algebra $\overrightarrow{\mathcal{A}(S^1)}$. The primitive elements of the non directed algebra $\mathcal{A}(S^1)$ are these diagrams which remain connected when the Wilson loop is removed from them. Let \mathcal{P}_n be the space of primitive diagrams in $\mathcal{A}(S^1)$ of degree n . Filter the primitive spaces (of different degrees) according to the number of external legs and write $\mathcal{P}_{n,d}$ for the space of primitive diagrams in $\mathcal{A}(S^1)$ of degree n and at most d external legs.

Lemma 2.5. [13, 14] *If n is even then $\mathcal{P}_n = \mathcal{P}_{n,n}$ and the quotient space $\mathcal{P}_{n,n}/\mathcal{P}_{n,n-1}$ is one dimensional generated by the n -degree wheel. If n is odd then $\mathcal{P}_n = \mathcal{P}_{n,n-1}$ (with the exception of \mathcal{P}_1 is generated by \ominus)*

Proof. See [13, 14, 6] for proof and much more details on the subject. We just mention that a wheel diagram looks like that: the two wheel , the 4-wheel  and so on.








This lemma transfers over to $\overrightarrow{\mathcal{A}(S^1)}$ where the primitives are the primitives of $\mathcal{A}(S^1)$ directed in all possible ways. Combining the previous two lemmas we get:

Corollary 2.6. *The only primitive diagrams that might possibly be non zero are the wheel diagrams and \ominus .*

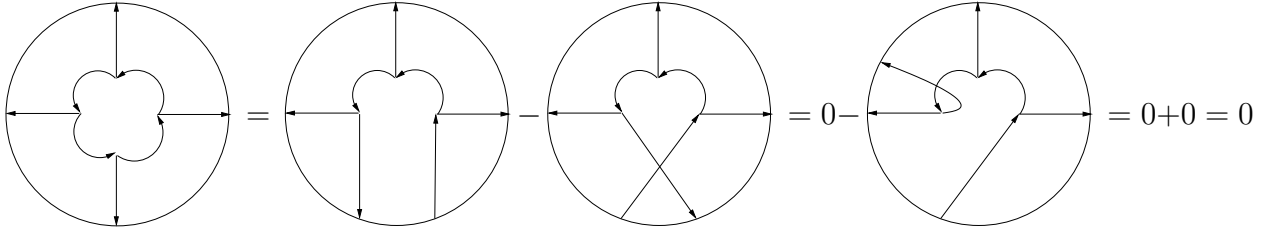
But,

Lemma 2.7. *The wheel diagrams are zero in $\overrightarrow{\mathcal{A}(S^1)}$.*

Proof. We start by looking at a directed wheel diagram. There are only two directed wheel diagrams of each degree, for the two ways of directing the inner loop, and it does not matter which one we pick. Due to the directing rules, it is not hard to see that the external legs are always pointing towards the base loop. Apply a directed STU relation on one of these legs  =  - . One gets two tree diagrams (no directed loops). A tree diagram


will always have exactly one leg pointing from the base loop inwards. The tree diagram that corresponds to the first summand of the right hand side of the relation, have a vertex which looks like . This sets the tree diagram to be equal zero (see the comment at the end of section 2.3). The second tree diagram, the second summand of the right hand side of the directed STU relation, is “leg crossed”. This crossing can be untangled by moving the crossed leg around the base circle using the directed AS relation when necessary, and the commutativity of outward pointing legs. Moving the leg around the circle will yield a diagram which again has a vertex which looks (up to a sign) like  and thus equal to zero. Apply this argument to any n-wheel diagram and get the lemma.

We demonstrate this argument on the 4-wheel :




Combining the above lemmas we finally get :

Proposition 2.8. *The only possible non zero primitive element in $\overrightarrow{\mathcal{A}(S^1)}$ is the directed single-chord diagram Θ . Thus the only diagrams of degree n that are possibly non zero in $\overrightarrow{\mathcal{A}(S^1)}$ are directed Θ^n .*

Proof. The proof is a corollary of all the above lemmas. The only primitive that is non zero is Θ thus he generates powers of itself and sums of such powers. 

In CS perturbation theory it is well known that the single-chord diagram have the framing (self-linking) of the knot as its integral $\zeta^{CS}(\Theta)$ (see for example [15]). Higher degree diagrams which are merely power of the single-chord diagram will hold information encoded in powers of the framing of the knot. Moreover this framing number can be normalized as we wish, including to zero, thus we summarize this chapter with the following:

Proposition 2.9. *CS topological quantum field theory with an inhomogeneous gauge group and the standard knot observable (expectation value of the trace, in some representation, of the holonomy along the knot) holds no more than the framing information (which can be trivialized anyway).* 

Thus CS with inhomogeneous gauge group and the standard observable does not see knots in S^3 . As a gauge theory, CS theory with inhomogeneous gauge group is equivalent to pure BF theory, therefore should see knots at least for $ISU(2)$ gauge group, as was shown by Cattaneo et al. [9, 10, 11]. We want a procedure that will extract some non trivial information regarding the knot in our setting, and this is what we are about to do in the next chapter.

3. Extracting non trivial information regarding the knot

3.1. Breaking gauge symmetry at one point - puncturing the space. We have seen in the previous chapter that the reason we get zero information, when the standard observable is used, is the “emptiness” of $\overrightarrow{\mathcal{A}(S^1)}$. Working with the inhomogeneous gauge group allows us to factor through the “legally” directed diagrams space when doing perturbation theory thus there is no way of avoiding the consequences of lemmas 2.3 and 2.4 of the previous chapter, which stated that the only possible non-vanishing contribution in perturbation theory comes from wheel diagrams. The best we can do is try and avoid the reasons lemma 2.5 is true. When one looks at the proof of lemma 2.5 one realizes that the cause for the vanishing contribution of the wheels is the fact that one can move legs around the Wilson loop (the base circle of the diagram). Dealing with the loop translates (observable-wise) to dealing with the trace (and its cyclic properties) in the standard observable. In diagram terms (perturbation-wise) it means to try and cut the circle open.

Assume first that we just remove the trace from the standard observable of a knot in S^3 . We get an expectation value which formally is a tensor in the universal enveloping algebra $\int \mathcal{DA} e^{iCS(A)} hol \in U(L_0)$. This expression is not well defined, though, since the holonomy by itself is not well defined and transforms by conjugation under gauge transformation $\chi(x)$. Choosing (in advance) one point on the knot, say x_0 , the conjugation is done by the gauge element at that point ($hol \rightarrow \chi(x_0)hol\chi^{-1}(x_0)$). The remedy for that would be to view this (not well defined) invariant in the co-invariant quotient $U(L_0)_{L_0}$. The way this is done (observable-wise) is of course by bringing back the trace. So we have done nothing.

This leads us to try and have special considerations for x_0 (the chosen point on the knot) and the gauge symmetry at that point. Let us break the gauge symmetry at x_0 . There are few equivalent ways of looking at that process. The first is declaring that the gauge transformation at x_0 is always vanishing (the identity element). This might seem be a bit artificial thus an equivalent way of looking at it is taking x_0 out of the space on which the theory is defined by puncturing S^3 on x_0 . In other words, “send” x_0 to infinity where gauge transformations are taken to vanish. This shifts us to a theory on a long knot (embedding of \mathbb{R} in \mathbb{R}^3 , and an invariant $\int \mathcal{DA} e^{iCS(A)} hol \in U(L_0)$ which is well defined in the framework of CS theory.

Summarizing, we move from a CS theory on S^3 and a knot (embedding of S^1) in it to a CS theory on \mathbb{R}^3 and a long knot (embedding of \mathbb{R}) in it. This is done by choosing a special point on the knot and puncturing the space there, declaring the puncture as infinity. The standard observable $Tr_R hol$ is replaced by a more general observable which is just hol .

As far as knots are concerned, “regular” knots and long knots are equivalent, thus we don’t lose any information regarding the knot in the process. Moreover hol (and functions of) is actually the most general observable in this framework, since the connection can always be recovered (up to gauge transformations) from the holonomy information. Thus we work in the setting which allows us to extract maximum information regarding the knot using the inhomogeneous gauge group.

We look at $\int \mathcal{DA} e^{iCS(A)} hol$, and apply the same perturbation theory factorization as in chapter 2. There are few differences:

First, we work with a long knot, thus all the Feynman diagrams are not based on a loop but on an interval (representing the embedding of our long knot \mathbb{R}). The other properties of the diagrams does not change. We define :

Definition 3.1. $\mathcal{A}(I)$ is the algebra of all connected trivalent graphs based on an interval, modulo the STU, IHX and AS relations. (i.e. $\mathcal{A}(S^1)$ with the circle replaced by an interval). $\overrightarrow{\mathcal{A}(I)}$ is defined the same way as $\overrightarrow{\mathcal{A}(S^1)}$ only the diagrams are based on an interval and not on a circle.

Second, the invariant factors through $U(L_0)^{L_0}$, the invariant subspace of the universal enveloping algebra. This time there is no need or necessity to take the co-invariant quotient of the space (which came around because of the base circle, or the trace in the observable). Note that the fact that indeed we get a tensor in the invariant sub-space tells us that everything was independent of the choice of the special point x_0 .

Third, we do not have a map to \mathbb{C} yet.

All together we get the following factorization for the perturbation theory of CS on \mathbb{R}^3 with a long knot in it (we denote by l the last map):

$$(3) \quad \{knots\} \rightarrow \mathcal{A}(I)[[k^{-1}]] \rightarrow \overrightarrow{\mathcal{A}(I)}[[k^{-1}]] \xrightarrow{l} U(L_0)^{L_0}[[k^{-1}]]$$

3.2. Building an observable and extracting non trivial information. We haven't shown so far that the algebra $\overrightarrow{\mathcal{A}(I)}$ is non-zero and that our construction is indeed non-trivial in the sense that it fixes the problems encountered with the standard observable. We also haven't defined a scalar observable, i.e. a map $U(L_0)^{L_0} \rightarrow \mathbb{C}$ which completes the perturbation theory factorization. We will now achieve both goals by finding some explicit functional from $\overrightarrow{\mathcal{A}(I)}$ to \mathbb{C} that does not vanish when composed with the above factorization. We will give a formula for a scalar function $U(L_0)^{L_0} \rightarrow \mathbb{C}$ that is not zero on the part of $U(L_0)^{L_0}$ which comes from wheel diagrams in $\overrightarrow{\mathcal{A}(I)}$. This observable cannot possibly be any trace of hol in some representation, which will bring us back to the case of chapter 2, thus we need to find some other scalar function of hol .

Start with an n-dimensional representation of \mathcal{G} and denote it B . Define the following representation R of L_0 :

$$(4) \quad R(g) = \begin{pmatrix} B(g) & 0 \\ 0 & B(g) \end{pmatrix}, \quad g \in \mathcal{G} \quad \quad R(\bar{g}) = \begin{pmatrix} 0 & B(g) \\ 0 & 0 \end{pmatrix}, \quad \bar{g} \in \bar{\mathcal{G}}$$

It is straight forward to verify that the commutation relation for R is indeed compatible with the commutation relations of the semi-direct product and that R is indeed a representation of L_0 . We extend R to $U(L_0)$ in the usual way.

Definition 3.2.

1. Let Δ denote the co-multiplication of the universal enveloping algebra $U(L_0)$ and Δ^m denote the map $U(L_0) \rightarrow U(L_0)^{\otimes m}$ one gets from applying Δ $m - 1$ times.
2. Given the representation R above, denote by $R^{\otimes m}$ the m -tensored representation $U(L_0)^{\otimes m} \rightarrow \text{End}(\mathbb{C}^{2n})^{\otimes m}$ defined by $u_1 \otimes \dots \otimes u_m \mapsto R(u_1) \otimes \dots \otimes R(u_m)$.
3. Define a transformation $\lambda: \text{End}(\mathbb{C}^{2n})^{\otimes m} \rightarrow \text{End}(\mathbb{C}^{2n})$ by $\tau_1 \otimes \tau_2 \otimes \dots \otimes \tau_m \mapsto \tau_1 \cdot C \cdot \tau_2 \cdot C \cdot \dots \cdot \tau_m \cdot C$, where C is the following $2n \times 2n$ matrix: $\begin{pmatrix} 0 & 0 \\ I & 0 \end{pmatrix}$ and \cdot is matrix multiplication.
4. The “half-trace”, denoted $Tr_{\frac{1}{2}}$, is the trace over the upper-left $n \times n$ block of a $2n \times 2n$ matrix:

$$Tr_{\frac{1}{2}} \begin{pmatrix} A & B \\ C & D \end{pmatrix} = Tr(A)$$

Armed with the above definitions and notations we can finally build:

Definition 3.3. Let Σ_m denote the following composition of maps (\circ is used for composition):

$$Tr_{\frac{1}{2}} \circ \lambda \circ R^{\otimes m} \circ \Delta^m : U(L_0)^{L_0} \xrightarrow{\Sigma_m} \mathbb{C}$$

Lemma 3.4. *The map $\Sigma_m \circ l$ is non-zero on the m -wheel diagram, at least for one choice of gauge group L_0 and representation R .*

Proof. We start by looking at a directed wheel diagram (i.e. a wheel in $\overrightarrow{\mathcal{A}(I)}$). All the external legs (the ones that touch the base interval) are pointing towards the interval, as we have already seen. This means that after applying l , the tensor w we get in $U(L_0)$ will have all its components in $\overline{\mathcal{G}}$. After applying Δ^m to w we get a tensor in $U(L_0)^{\otimes m}$ such that each of its summands looks like $u_1 \otimes \dots \otimes u_m \in U(\overline{\mathcal{G}})^{\otimes m} \subset U(L_0)^{\otimes m}$.

Now, given a tensor $u_1 \otimes \dots \otimes u_m \in U(\overline{\mathcal{G}})^{\otimes m}$ the only way that applying $\lambda \circ R^{\otimes m}$ to it will possibly be non zero is when each component u_i is actually an element of $\overline{\mathcal{G}}$ (i.e. a tensor of length one in $U(L_0)$ with entry from $\overline{\mathcal{G}}$). This is immediate from the definition of R (4) on $U(\overline{\mathcal{G}})$, the definition of λ and the definition of C .

We summarize then - given a wheel diagram, we apply l to it to get a tensor w in $U(L_0)$. $\Delta^m(w)$ is a tensor in $U(L_0)^{\otimes m}$ but the only non zero contributions to $\lambda \circ R^{\otimes m}(\Delta^m(w))$ come from the summands of $\Delta^m(w)$ that look like w or any permutations of its entries :

$$w = l(\text{directed } m - \text{wheel}) = \sum_{i_1, \dots, i_m=1}^{\dim \mathcal{G}} C^{i_1, \dots, i_m} \overline{X}_{i_1} \otimes \dots \otimes \overline{X}_{i_m}$$

$$\lambda \circ R^{\otimes m}(\Delta^m(w)) = \lambda \circ R^{\otimes m} \left(\sum_{i_1, \dots, i_m=1}^{\dim \mathcal{G}} \sum_{\sigma \in S_m} C^{i_1, \dots, i_m} \overline{X}_{i_{\sigma(1)}} \otimes \dots \otimes \overline{X}_{i_{\sigma(m)}} \right)$$

Where we made a distinction between the tensor product \otimes of $U(L_0)$ and the product \otimes of $U(L_0)^{\otimes m}$ for the sake of clarity.

The calculation of $Tr_{\frac{1}{2}} \circ \lambda \circ R^{\otimes m} \circ \Delta^m \circ l(\text{directed } m - \text{wheel})$ is almost the same as the calculation of the weight system $W_{\mathcal{G}, B}$ on the non directed m -wheel diagram (i.e. the directed m -wheel with its arrows forgotten). The only difference is the summation over all permutation of the components of the tensor w above, but that can be done on the diagram level by permuting all external legs of the non directed diagram. Thus we have :

$$Tr_{\frac{1}{2}} \circ \lambda \circ R^{\otimes m} \circ \Delta^m \circ l(\text{directed } m - \text{wheel}) = W_{\mathcal{G}, B}(\chi(m - \text{wheel}))$$

where $\chi(D)$ is defined to be the sum over all diagrams which differ from D by permutation of the external legs.

In order to show that $\Sigma_m \circ l(\text{directed } m - \text{wheel})$ is non-zero for at least one choice of L_0 and representation R we let $L_0 = gl(n) \oplus \overline{gl(n)}$, with B taken to be the defining representation, and calculate the highest order in n of $W_{gl(n), B}(\chi(m - \text{wheel}))$. Using simple counting arguments one may show that all the highest order contributions are positive and sum up to a non-zero contribution : $\Sigma_m \circ l(\text{directed } m - \text{wheel}) = mn^{m+1} + \text{lower order terms (in } n)$. We leave the exact calculation and arguments to the interested reader. These can be done using exercise 6.36 in [6].



Proposition 3.5. In $\overrightarrow{\mathcal{A}(I)}$ the wheel diagrams (and possibly the directed Θ) are non zero.

Proof. We already know that the only possible non-zero directed generators in $\overrightarrow{\mathcal{A}(I)}$ are the wheel diagrams and possibly Θ (following the exact same arguments for $\overrightarrow{\mathcal{A}(S^1)}$ as in chapter 2). Applying the lemma above for all possible m implies the proposition.



The Actual Observable: The proposition and lemma above tell us that the perturbation theory (3) for the long knot in \mathbb{R}^3 factors through a non-trivial space, and that there is a way of extracting non-trivial information regarding the knot. One can now build an actual quantum observable (function of hol , to plug in the path integral) such that the map $Tr_{\frac{1}{2}} \lambda R^{\otimes m} \Delta^m$ will be the last part of the factorization in its perturbation theory calculation of the expectation value $(U(L_0)^{L_0} \rightarrow \mathbb{C})$. This observable is $Tr_{\frac{1}{2}}((R(hol) \cdot C)^m)$, where $R(hol)$ stands for representing the holonomy using the representation R as before.

Thus the expectation value $\int \mathcal{D}\mathcal{A} e^{iCS} Tr_{1/2}((R(hol) \cdot C)^m)$ has a perturbation theory factorization (with Σ_m as the last map):

$$(5) \quad \{\text{knots}\} \rightarrow \mathcal{A}(I)[[k^{-1}]] \rightarrow \overrightarrow{\mathcal{A}(I)}[[k^{-1}]] \xrightarrow{l} U(L_0)^{L_0}[[k^{-1}]] \xrightarrow{\Sigma_m} \mathbb{C}[[k^{-1}]]$$

3.3. The most general knot invariant in this setting - The Alexander-Conway polynomial. We have just seen on the last section that we can extract all the information held with the wheels diagrams when we use CS theory with the inhomogeneous gauge group on long knots in \mathbb{R}^3 (with the new class of observables). This is opposed to the fact that the standard observable in CS theory with the inhomogeneous gauge group will not see these knots in S^3 . We turn now to recognize the non trivial information we extracted.

Theorem 1. *The most general knot invariant coming from Chern-Simons topological quantum field theory with an inhomogeneous gauge group is non-trivial and is in the algebra generated by the coefficients of the Alexander-Conway polynomial (together with possible framing information).*

Proof. In [17], following motivations from [16, 7], it is proven that any weight system which is zero on the kernel of the de-framing operator, and zero on all the primitive spaces which are not wheels, belongs to a knot invariant which is in the algebra generated by the coefficients of the Alexander-Conway polynomial. Since we showed that the only diagrams that contribute to our weight system are the wheel diagrams, and since we can always choose our knot to be of (standard) zero framing the theorem follows. Other choices of framing will show up through \ominus .



Notice that it is possible to take the semi-direct product of G with the dual of the Lie algebra \mathcal{G}^* . We can follow the exact same considerations and get the same results, this time without the need of the metric on \mathcal{G} (just use the natural dual pairing to get a metric on L_0). Therefore our results are true for any Lie algebra \mathcal{G} not necessarily metrizable.

4. Pure BF Theory and the Alexander-Conway polynomial

Recall that the pure BF theory has the following action $S_{BF} = \int_{S^3} Tr(B \wedge F)$, where F is the curvature of the G -connection A and B is a one form taking values in the algebra \mathcal{G} . In [9, 10, 11] Cattaneo et al. took $Tr_R(Exp(\lambda\gamma_1))$ as the most general observable one can consider in Pure BF theory, as long as the standard (zero) framing of the knot is chosen. Here R is any representation of G , γ_1 is $\oint_x Hol(A)B(x)Hol(A)$ (the first degree element in the Taylor expansion of $Hol(A + \kappa B)$ around $\kappa = 0$) and λ is a “coupling” constant counting orders.

Then it was proven [9], using this observable, QFT techniques and the Melvin-Morton conjecture (MMR, see [7]) that the set of unframed knot invariants that we get from the pure BF theory, using $SU(2)$ gauge group, is generated by the coefficients of the Alexander-Conway polynomial.

In this paper we proved:

Theorem 2. *The most general knot invariant coming from pure BF topological quantum field theory, with any gauge group whose Lie algebra is metrizable and any representation, is in the algebra generated by the coefficients of the Alexander-Conway polynomial.*

Proof. Using the fact that the pure BF theory with gauge group G is just CS theory with gauge group IG [8] this theorem is just a corollary of Theorem 1.



Again the same generalization for non-metrizable Lie algebras, as in Theorem 1, applies.

A closer look at our observable $Tr_{\frac{1}{2}}((R(hol) \cdot C)^m)$ shows that it is actually the m 'th degree in the expansion of the BF observable $Tr_R(Exp(\lambda\gamma_1))$ (up to numerical factors coming from the exponent expansion). The fact that the BF observable also breaks the gauge symmetry of the pure BF theory in one point (it has to be assumed that the special BF gauge symmetry is identity at one point on the knot) was not emphasized much before though observed of course in [9, 11, 12]. Our setting gives a natural explanation as to why this is indeed the most general observable for BF theory without any need for taking various limits or referring to MMR. Also we get a somewhat clearer explanation as to why one can ignore the γ_0 part of the Taylor expansion above.

One can now say that as far as knot theory and 3 dimensional BF topological quantum field theory are concerned (with or without cosmological constant), there is nothing new in it beyond the Chern-Simons theory, which can reproduce the same knot theoretical results.

5. Discussion: Non-Semi-Simplicity

Algebraically, the main difference between our construction and the standard one is getting invariants in the invariant subspace $U(L_0)^{L_0}$ instead of the co-invariant quotient space $(U(L_0)^{L_0})_{L_0}$ of the universal enveloping algebra.

Our construction gives no new extra information if we work with a semi-simple gauge group from the beginning (instead of L_0). This is true because for semi-simple groups $U(\mathcal{G})^{\mathcal{G}}$ is isomorphic to $(U(\mathcal{G})^{\mathcal{G}})_{\mathcal{G}} \cong U(\mathcal{G})_{\mathcal{G}}$. Thus we get no new information from applying our procedure and working in $\mathcal{A}(I)$ instead of $\mathcal{A}(S^1)$, since these spaces are isomorphic (the diagram-space way of expressing the previous isomorphism). Our construction seems to detect then the difference between the invariant subspace and the co-invariant quotient of the non-semi-simple Lie algebra we worked with. In other words, it uses the fact that $\overrightarrow{\mathcal{A}(I)}$ is not isomorphic to $\overrightarrow{\mathcal{A}(S^1)}$ (the map $\overrightarrow{\mathcal{A}(I)} \rightarrow \overrightarrow{\mathcal{A}(S^1)}$ that closes the base interval into the base circle has a kernel!).

We saw that there is more to observe in Chern-Simons theory, when dealing with a non semi-simple gauge group. Thus a question to be raised is whether other non semi-simple gauge groups can hold the same property as the inhomogeneous group - meaning that the above procedure can extract more information about the knot than what was given by the standard observables.

6. Acknowledgments

I wish to thank Dror Bar-Natan for his endless support in this research. I also wish to thank Alberto Cattaneo for reading an early version of this paper and giving his comments.

REFERENCES

- [1] D.Altschuler, L.Friedel, Vassiliev knot invariants and Chern-Simons perturbation theory to all orders, Comm. Math. Phys. 187(1997) 261-287
- [2] L.Alvarez-Gaume, J.M.F.Labastida, A.V.Ramallo, A note on perturbative Chern-Simons theory, Nuclear Phys.B334(1990) pp.103-124
- [3] S.axelrod, I.M.Singer , Chern-Simons perturbation theory, the proceedings of the XXth international conference on differential geometry methods in theoretical physics, June 3-7 1991, New-York city (world scientific Singapore 1992), see also Jour. Diff. Geom. 39(1994)173 and also arxiv:hep-th/9110056v1
- [4] D.Bar-Natan, Perturbative Chern-Simons theory, Journal of Knot Theory and its Ramifications 4(1995)503
- [5] D.Bar-Natan , perturbative aspects of Chern-Simons topological quantum field theory, Ph.D thesis, Princeton University June 1991
- [6] D.Bar-Natan , On the Vassiliev invariants , Topology vol.34 no.2 pp.423-472
- [7] D.Bar-Natan, S.Garoufalidis, On the Melvin-Morton-Rozansky conjecture, Invent. Math. 125(1996)103-133
- [8] D.Birmingham, M.Blau, M. Rakowski, G.Thompson, Topological Field Theory, Phys. Rep. 209(1991) 129-340
- [9] A.S.Cattaneo , Cabled Wilson loops in BF theories , J. Math. Phys.37,3684-3703(1996)
- [10] A.S.Cattaneo, P.Cotta-Ramusino, J.Frohlich, M.Martellini , Topological BF theories in 3 and 4 dimensions , J. Math. Phys. 36(1995)6137-6160
- [11] A.S.Cattaneo,P.Cotta-Ramusino,M.Martellini,Three-dimensional BF theories and the Alexander-Conway invariant of knots, Nuclear Phys.B436(1995)335-382
- [12] A.S.Cattaneo , Teori topologiche di tipo BF ed invarianti dei nodi , Ph.D. thesis, Milan University 1995
- [13] S.V.Chmutov , A.N.Varchenko , Remarks on the Vassiliev knot invariants coming from sl_2 , Topology 36 1(1997)
- [14] S.Chmutov , A proof of the Melvin-Morton conjecture and Feynman diagrams, Jour. of Knot Theory and its Ramifications 7(1)(1998)
- [15] E.Guandagnini, M.Martellini, M.Mintchev , Wilson lines in Chern-Simons theory and link invariants , Nuclear Phys.B330(1990)575-607
- [16] A.Kricker, B.Spence , I.Aitchison , Cabling the Vassiliev invariants, Jour. of Knot Theory and its Ramification 6(3) (1997)327-358
- [17] A.Kricker , Alexander-Conway limits of many Vassiliev weight systems, Jour. of Knot Theory and its Ramification 6(5)(1997)687-714
- [18] Micahel Polyak, Feynman diagrams for pedestrians and mathematicians, arXiv:math.GT/0406251
- [19] Justin Sawon, Perturbative expansion of Chern-Simons theory, arXiv:math.GT/0504495

UNIVERSITY OF TORONTO, DEPARTMENT OF MATHEMATICS, CANADA

E-mail address: gnaot@math.toronto.edu