

Criticality for the Gehring Link Problem

Jason Cantarella,^{1,*} Joseph H.G. Fu,^{1,†} Rob Kusner,^{2,‡} John M. Sullivan,^{3,4,§} and Nancy C. Wrinkle^{1,5,¶}

¹*Department of Mathematics, University of Georgia, Athens, GA 30602*

²*Department of Mathematics, University of Massachusetts, Amherst, MA 01003*

³*Department of Mathematics, University of Illinois, Urbana, IL 61801*

⁴*Institut für Mathematik, Technische Universität Berlin, D-10623 Berlin*

⁵*Department of Mathematics, Northeastern Illinois University, Chicago, IL 60625*

(Dated: November 19, 2003; Revised: April 22, 2019)

In 1974, Gehring posed the problem of minimizing the length of two linked curves separated by unit distance. This constraint can be viewed as a measure of thickness for links, and the ratio of length over thickness as the (Gehring) ropelength. In this paper we refine Gehring's problem to deal with links in a fixed link-homotopy class: we prove ropelength minimizers exist and introduce a theory of ropelength criticality.

Our balance criterion is a set of necessary and sufficient conditions for criticality, based on a strengthened, infinite-dimensional version (Theorem 5.4) of the Kuhn–Tucker theorem. We use this to prove that every critical link is C^1 with finite total curvature. The balance criterion also allows us to explicitly describe critical configurations (and presumed minimizers) for many links including the Borromean rings. We also exhibit a surprising critical configuration for two clasped ropes: near their tips the curvature is unbounded and a small gap appears between the two components. These examples reveal the depth and richness hidden in Gehring's problem and our natural extension of it.

Keywords: Gehring link problem, link homotopy, link group, ropelength, ideal knot, tight knot, constrained minimization, Mangasarian–Fromovitz constraint qualification, Kuhn–Tucker theorem, simple clasp, Clarke gradient

1. INTRODUCTION

Suppose that A and B are disjoint linked Jordan curves in \mathbb{R}^3 which lie at a distance 1 from each other. Show that the length of A is at least 2π .

—Fred Gehring, 1974

Gehring's problem, which appeared in a conference proceedings [CH74], was soon solved by Marvin Ortel. Because Ortel's elegant solution was never published, we reproduce it here with his permission: Fix any point $a \in A$; the cone on A from a is a disk spanning A . Since A and B are linked, B meets this disk at some point $b \in B$, lying on a chord of A . Because $\text{Dist}(A, b) \geq 1$, projecting A to the unit sphere around b does not increase its length. The projection is a closed curve joining two antipodal points on the sphere, and so has length at least 2π . (Alternate proofs, and generalizations to linked spheres in higher dimensions, were published in [ES76, Oss76, Gag80, Gag81].)

The unique minimizing configuration for Gehring's problem is a Hopf link consisting of two congruent circles in perpendicular planes, each passing through the

other's center. This leads to a natural question: what are the length-minimizing shapes of other link types when the different components stay unit distance apart? This constraint prevents different components from crossing each other, but we cannot expect to fix the link type exactly. Instead, the natural setting for this problem is Milnor's notion of link homotopy: two links are link-homotopic if one can be deformed into the other while keeping different components disjoint. Clearly one link can be deformed into another while keeping all components at unit distance if and only if they are link homotopic.

We will define the *Gehring thickness* of a link to be the minimum distance between different components. The problem we consider is then to minimize length in a link-homotopy class, subject to the constraint of fixed Gehring thickness. Equivalently, we could minimize the Gehring *ropelength* of the link, meaning the quotient of length over thickness.

In [CKS02], we found length-minimizing links under a similar constraint: that a normal tube of diameter one around the link stay embedded. It is easy to see that the examples constructed there are also global minima (in their respective link-homotopy classes) for the Gehring problem. The focus of this paper will be on *critical* configurations. Our main result is a balance criterion (Theorem 6.1, Corollary 6.3), which states that a link is Gehring-ropelength critical if and only if the tension force in the curve is balanced by a system of compressive forces between pairs of points on different compo-

*Email: cantarel@math.uga.edu

†Email: fu@math.uga.edu

‡Email: kusner@math.umass.edu

§Email: jms@math.uiuc.edu

¶Email: wrinkle@math.uga.edu

nents of L realizing the minimum distance.

This balance criterion is based on an improved, infinite-dimensional version (Theorem 5.4) of the Kuhn–Tucker theorem on constrained optimization, which is essentially a very general method of Lagrange multipliers. The other key technical element is a careful application of Clarke’s differentiation theorem for min-functions (Theorem 3.1).

The direct method shows that there is a (rectifiable) minimizer for Gehring-ropelength in each link-homotopy class. An interesting problem is to determine the regularity of these minimizers or other critical points. The previously known minimizers were $C^{1,1}$ but not C^2 . Our balance criterion allows us to prove that all Gehring-ropelength-critical curves are C^1 with finite total curvature (Proposition 6.5).

We then consider generalized links which may include open components with constrained endpoints, or which avoid fixed obstacles. After extending our balance criterion and existence results to this setting, we analyze the problem of the *simple clasp*. A clasp consists of two linked arcs whose endpoints are constrained to parallel planes (as in Figure 10). A generalization to clasps of different opening angles provides a model for the strands of rope in a woven cloth or net. The balance criterion lets us construct explicit critical configurations (Theorem 9.5) of these generalized links; we conjecture they are the length-minimizers subject to the constraint that the arcs remain at unit distance from each other. Our critical clasp has a number of surprising features, including a point of infinite curvature and a small gap (at the center of the clasp) between the tubes around the two components. This configuration is $C^{1,2/3}$, and may represent the worst regularity of any Gehring-critical curve.

We end by constructing a ropelength-critical configuration (and presumed minimizer) for the Borromean rings. In all the other known critical configurations for closed links, each component is a convex plane curve built from straight segments and arcs of circles. In our Borromean rings, the components are still planar, but are nonconvex, and are built from different pieces including parts of a clasp curve. In a sense, this is the first nontrivial example known of a ropelength-critical link.

Our methods will have a number of other applications. In particular, we have used them to describe critical configurations for the “standard” ropelength problem for knots and links: minimize the length of a C^1 link subject to the constraint that the normal neighborhood of unit diameter remains embedded. We will publish these results in a sequel [CFK⁺] to the current paper. We can also consider minimization not of length but of other objective functions like elastic bending energy, again subject to a thickness constraint. Analogs of our balance

criterion may be useful in describing other flexible mechanisms, such as thick surfaces.

We note that von der Mosel and Schuricht [SvdM04] have used a similar approach (via Clarke’s theorem and a functional-analytic version of Lagrange multipliers) to derive necessary, but not sufficient, conditions for criticality for the ropelength functional of [CKS02]. We will treat the same functional in our forthcoming sequel [CFK⁺], and will offer a comparison of the two methods there. We also note that Starostin has given [Sta03] an independent derivation of the tight clasp of Section 9, though he does not prove that it is Gehring-critical.

2. GEHRING THICKNESS FOR CLOSED LINKS

In order to reformulate Gehring’s problem, we first establish some basic terminology. Remember that a compact, oriented 1-manifold-with-boundary M is a finite union of components, each of which is homeomorphic to a circle \mathbb{S}^1 or an interval $[0, 1]$.

Definition. A *parametrized curve* is a mapping from a compact, oriented 1-manifold-with-boundary M to \mathbb{R}^3 . Two parametrized curves are equivalent if they differ by an orientation-preserving reparametrization (i.e., by composition with an orientation-preserving self-homeomorphism of M). A *curve* L in \mathbb{R}^3 is an equivalence class of parametrized curves. We say L is *closed* when each component of its domain M is a circle, that is, when its boundary ∂L is empty.

Even though our curves may have self-intersections, we will usually refer to points on the curve as if they were simply points of its image in \mathbb{R}^3 . The meaning should be clear from context.

The *length* $\text{Len}(L)$ of any curve L is defined to be the supremal length of all polygons inscribed in L . A curve has finite length, or is *rectifiable*, if and only if it has a Lipschitz (i.e., $C^{0,1}$) parametrization. One such parametrization is then by arclength s . Any rectifiable curve has a well-defined unit tangent vector $T = dL/ds$ almost everywhere.

Definition. The *Gehring thickness* $\text{GThi}(L)$ of a curve L is the minimal distance between points on different components of L . This is the supremal ε for which the $(\varepsilon/2)$ -neighborhoods of the components of L are disjoint.

For now, we will consider only the case of closed curves (where each component is a circle); we will deal with generalized links (with endpoint constraints) later in Section 8. So suppose we start with a closed curve L and we want to minimize length under the constraint

that the Gehring thickness remains at least one. (Since we can rescale any link to have $\text{GThi} \geq 1$, this problem is the same as minimizing *ropelength*, the quotient of length by Gehring thickness.) The thickness constraint naturally prevents different components from passing through each other, but does not prevent any given component from changing its knot type through self-intersections. This is the setting for Milnor’s work on link homotopy:

Definition. A *link* is a closed curve with disjoint components. The *link-homotopy* class of a link L , denoted $[[L]]$, is the set of curves homotopic to L through configurations that keep different components of L disjoint.

Note that, for our purposes, configurations of L where some components have self-intersections are still considered to be links, and are included in $[[L]]$.

For two-component links, Milnor [Mil54] showed that linking number is the only link-homotopy invariant. For links of many components, the topological situation is more complicated, but a complete classification of links up to link homotopy was provided by Habegger and Lin [HL90]. We will prove in Section 6 that in every link-homotopy class there is a minimizing curve. We show these minimizers are always C^1 , though some of our examples suggest that they may not always have bounded curvature.

3. THE DERIVATIVE OF GEHRING THICKNESS

We want to define critical configurations of L subject to the thickness constraint $\text{GThi}(L) \geq 1$. Because GThi is defined as the minimum of a collection of distances between points on different components, the equation $\text{GThi} \geq 1$ acts like a collection of many constraints. To make this notion precise, we will apply a theorem of Clarke to compute the derivative of GThi as we vary the curve L .

Given any curve L , let $L^{(2)}$ be the compact set of all unordered pairs of points on distinct components of L . The Gehring thickness of L is simply the minimum over $L^{(2)}$ of the distance function $\text{Dist}\{x, y\} := |y - x|$.

We often want to consider a *continuous deformation* L_t of a curve L : for any parametrization f of L , that is a continuous family f_t of parametrized curves with $f_0 = f$. (When we reparametrize L , we apply the *same* reparametrization to L_t at all times t .) We assume that L_t is C^1 in t ; the initial velocity of L_t will then be given by some (continuous, \mathbb{R}^3 -valued) *vectorfield* ξ along L . We let $\text{VF}(L)$ denote the space of all such vectorfields. Formally, these are sections of the bundle $f^*T\mathbb{R}^3$ pulled back from the tangent bundle of \mathbb{R}^3 by the parametriza-

tion f of L . Identifying any tangent space to \mathbb{R}^3 with \mathbb{R}^3 itself, this is simply a map from the domain M to \mathbb{R}^3 . Again, when we reparametrize a curve L , we apply the same reparametrization to any vectorfield ξ .

Consider a curve L with $\text{GThi}(L) > 0$. If L_t is a continuous deformation of L , with initial velocity given by some $\xi \in \text{VF}(L)$, then for each pair $\{x, y\} \in L^{(2)}$, we clearly have

$$\delta_\xi \text{Dist}\{x, y\} := \left. \frac{d}{dt} |y - x| \right|_{t=0} = \frac{\langle \xi_y - \xi_x, y - x \rangle}{|y - x|}.$$

(Even if L is not embedded, the condition $\text{GThi}(L) > 0$ implies x and y cannot coincide in \mathbb{R}^3 , so this formula is meaningful.)

The Clarke gradient. A function like GThi , defined as the minimum of a compact family of smooth functions, is sometimes called a *min-function*. Clarke’s differentiation theorem for min-functions says that—just as in the case when the compact family is finite—the derivative of a min-function is the smallest derivative of those smooth functions that achieve the minimum. More precisely, specializing [Cla75, Thm. 2.1] to the case we need, we have:

Theorem 3.1 (Clarke). *Suppose for some compact space K and some $\varepsilon > 0$, we have a family of C^1 functions $f_k : (-\varepsilon, \varepsilon) \rightarrow \mathbb{R}$, for $k \in K$. Suppose further that $f_k(t)$ and $f'_k(t)$ are lower semicontinuous on $K \times (-\varepsilon, \varepsilon)$. Let $f(t) := \min_{k \in K} f_k(t)$. Then f has one-sided derivatives, and*

$$\left. \frac{df}{dt} \right|_{t=0} = \min_{k \in K_0} f'_k(0),$$

where $K_0 := \{k \in K : f_k(0) = f(0)\}$ is the set of k for which the minimum in the definition of f is achieved when $t = 0$. \square

To apply this theorem to thickness, suppose we have a variation L_t of the curve L , and let $\xi \in \text{VF}(L)$ be its initial velocity. The Gehring thickness $\text{GThi}(L)$ is written as a minimum over $K = L^{(2)}$ of the pairwise distance. Clarke’s theorem picks out those pairs achieving the minimum: K_0 is the set of pairs achieving the minimum distance $\text{GThi}(L)$.

Notions from rigidity theory. In rigidity theory, the vertices of a tensegrity framework are joined by *bars* whose length is fixed, *cables* whose length can shrink but not grow, and *struts* whose length can grow but not shrink (cf. [RW81]). Thus, we borrow the term “strut” to describe the pairs in K_0 :

Definition. An unordered pair of points $\{x, y\}$ on different components of L is a *Gehring strut* if $|y - x| = \text{GThi}(L)$. The space of all Gehring struts of L is denoted $\text{GStrut}(L) \subset L^{(2)}$.

Struts correspond to points of contact between tubes around the different components of L . Our balance criterion will show how the segment \overline{xy} can be viewed as carrying a force pushing outwards on its endpoints.

Applying Clarke's theorem to Gehring thickness, we get:

Corollary 3.2. *For any curve L , and any variation vectorfield $\xi \in \text{VF}(L)$, the first variation of Gehring thickness is*

$$\delta_\xi^+ \text{GThi}(L) = \min_{\text{GStrut}(L)} \delta_\xi \text{Dist}\{x, y\}.$$

□

Note that $\delta_\xi \text{Dist}\{x, y\}$ is a continuous function of x and y , and for any fixed $\{x, y\}$ is a linear function of the variation ξ , being the derivative of a smooth function.

Therefore we can collect these into a linear operator $A_G = \delta \text{Dist}$ from $\text{VF}(L)$ to the space $C(\text{GStrut}(L))$ of continuous functions on struts, defined by

$$(A_G \xi)(\{x, y\}) := \frac{1}{|y - x|} \langle \xi_y - \xi_x, y - x \rangle.$$

Borrowing again from rigidity theory, where the analogous A is called the *rigidity matrix*, we will call A_G the *rigidity operator* for Gehring thickness.

The corollary above can be rephrased to say that a variation ξ decreases $\text{GThi}(L)$ to first order if and only if $A_G \xi$ takes at least one negative value on $\text{GStrut}(L)$.

Note that, while the corollary says that Gehring thickness has a directional derivative $\delta_\xi^+ \text{GThi}$ in each direction ξ , the operator $\delta_\xi^+ \text{GThi}$ is *not* linear in ξ . For instance, when one component of a Gehring link is between two others, it is easy to have both $\delta_\xi^+ \text{GThi} < 0$ and $\delta_{-\xi}^+ \text{GThi} < 0$. We write the superscript $+$ to emphasize that these are only one-sided derivatives. There is, however, a form of superlinearity:

Corollary 3.3. *For any curve L and any $\xi, \eta \in \text{VF}(L)$, we have*

$$\delta_{\xi+\eta}^+ \text{GThi}(L) \geq \delta_\xi^+ \text{GThi}(L) + \delta_\eta^+ \text{GThi}(L).$$

Proof. This follows immediately from the linearity of A_G and the general fact that $\min(f + g) \geq \min f + \min g$: we have

$$\begin{aligned} \min A_G(\xi + \eta)\{x, y\} &= \min(A_G \xi + A_G \eta)\{x, y\} \\ &\geq \min A_G \xi\{x, y\} + \min A_G \eta\{x, y\}, \end{aligned}$$

where the minima are taken over all $\{x, y\} \in \text{GStrut}(L)$. □

We will be interested in the adjoint A_G^* of the rigidity operator, so we first consider the dual function spaces. By the Riesz representation theorem, we know that $C^*(\text{GStrut})$ is the space of signed Radon measures on the space $\text{GStrut}(L)$ of struts. Similarly $\text{VF}^*(L)$ is the space of what we will call *forces* along L , namely vector-valued Radon measures on L . The adjoint operator A_G^* associates to any measure on struts a force along L . Geometrically, each pair $\{x, y\}$ acts along the chord \overline{xy} , outwards at each of its endpoints. In formulas,

$$\begin{aligned} \int_L \xi \, dA_G^*(\mu) &= \int_{\text{GStrut}} A_G \xi \, d\mu \\ &= \int_{x \in L} \int_{y \in L} \left\langle \xi_y, \frac{y - x}{|y - x|} \right\rangle d\mu(x, y), \end{aligned}$$

where we have lifted μ to a symmetric measure $\mu(x, y)$ on ordered pairs.

Physically, we think of μ as giving the strengths of compressive forces within the struts, and A_G^* as the operation that integrates these strut forces to give a net force along the curve L .

4. FIRST VARIATION OF LENGTH, AND FINITE TOTAL CURVATURE

The objective functional we consider in this paper is simply the length $\text{Len}(L)$ of a curve. Since our curves might not be smooth, we need to carefully examine the first variation of length.

Let L be a rectifiable curve with arclength s and unit tangent vector T . Suppose L_t is a variation of L under which the motion of each point $x \in L$ is smooth in time with initial velocity $\xi(x)$, and $\xi \in \text{VF}(L)$ is a Lipschitz function of arclength. Then the standard first-variation calculation shows that

$$\delta_\xi \text{Len}(L) = \left. \frac{d}{dt} \text{Len}(L_t) \right|_{t=0} = \int_L \langle T, \xi' \rangle \, ds,$$

where $\xi' = d\xi/ds$ is the arclength derivative, defined almost everywhere along L .

If L is smooth enough, we can integrate this by parts to get

$$\delta_\xi \text{Len}(L) = - \int_L \langle T', \xi \rangle \, ds - \sum_{x \in \partial L} \langle \pm T, \xi \rangle.$$

(In the boundary term, the sign is chosen to make $\pm T$ point inward at x .) In fact, not much smoothness is required: as long as T is a function of bounded variation,

we can interpret T' as a measure, and the formula holds in the sense we will now explore.

Following Milnor [Mil50], we recall that the total curvature of a polygon is just the sum of its (exterior) turning angles, and we define the *total curvature* of any curve to be the supremal total curvature over all inscribed polygons. A rectifiable curve L has finite total curvature if and only if the unit tangent vector $T = L'(s)$ is a function of bounded variation. Sometimes the space of all such curves is called $W^{1,BV}$ or BV^1 , but we will call it FTC.

If $L \in \text{FTC}$, it follows that at every point of L there are well-defined left and right tangent vectors T_{\pm} ; these are equal and opposite except at countably many points, the *corners* of L . (See, for instance, [Roy63, Sect. 5.2].)

If L is FTC, its tangent T has a distributional derivative \mathcal{K} with respect to arclength: a force (an \mathbb{R}^3 -valued Radon measure) along L that we call the *curvature force*.

The curvature force has an atom (a point mass or Dirac delta) at each corner $x \in L$, with $\mathcal{K}\{x\} = T_+(x) + T_-(x)$. On a C^2 arc of L , the curvature force is $\mathcal{K} = dT = \kappa N ds$ and is absolutely continuous with respect to the arclength or Hausdorff measure $ds = \mathcal{H}^1$.

When L has boundary, we choose to include in \mathcal{K} AN ATOM at each endpoint of L , with mass 1 and pointing in the inward tangent direction. This means we need no boundary terms in the formula $\delta_{\xi} \text{Len}(L) = - \int_L \langle \xi, d\mathcal{K} \rangle$.

We say that a vectorfield ξ along L is *smooth* if $\xi(s)$ is a smooth function of arclength. (The arclength parametrization of any rectifiable curve is essentially unique, so this makes sense.) The set of all smooth vectorfields will be denoted $\text{VF}^{\infty}(L)$.

The first variation $\delta \text{Len}(L)$ can be viewed as a linear functional on smooth vectorfields $\xi \in \text{VF}^{\infty}(L)$. As such a distribution, it has degree zero, by definition, if $\delta_{\xi} \text{Len}(L) = \int_L \langle T, \xi' \rangle ds$ is bounded by $C \sup_L |\xi|$ for some constant C . This happens exactly when we can perform the integration by parts.

We collect these results as:

Lemma 4.1. *Given any rectifiable curve L , the following conditions are equivalent:*

- (a) L is FTC.
- (b) The first variation $\delta \text{Len}(L)$ has distributional degree zero.
- (c) There exists a curvature force measure \mathcal{K} along L such that $\delta_{\xi} \text{Len}(L) = - \int_L \langle \xi, d\mathcal{K} \rangle$.

□

An FTC curve L is C^1 exactly when it has no corners, that is, when \mathcal{K} has no atoms (except at the endpoints).

It is furthermore $C^{1,1}$ when T is Lipschitz, or equivalently when \mathcal{K} is absolutely continuous (with respect to arclength) and has bounded Radon-Nikodym derivative $d\mathcal{K}/ds = \kappa N$. In previous work on ropelength (see, for example [CKS02, GMSvdM02]), the thickness measure had an upper bound for curvature built in, meaning that any curve of positive thickness was automatically $C^{1,1}$. This is not true for the Gehring thickness, so we do not expect the same regularity results to hold here.

5. CONSTRAINED CRITICALITY AND THE KUHN-TUCKER THEOREM

We will review constrained minimization problems in a finite setting, before generalizing to the setting we will need for our ropelength problems. Suppose we want to minimize a C^1 function $f : \mathbb{R}^n \rightarrow \mathbb{R}$ inside the *admissible region* defined by a finite collection of C^1 inequality constraints $g_i \geq 0$. A constraint g_i is *active* at $p \in \mathbb{R}^n$ if $g_i(p) = 0$.

Definition. We say that p is a *constrained critical point* for minimizing f if, for any tangent vector v at p with $D_v f < 0$, we have $D_v g_i < 0$ for some active g_i . That is, p is critical if there is no direction $v \in \mathbb{R}^n$ that reduces f to first order while preserving all constraints to first order.

Note that the criticality conditions for minimizing f and $-f$ are quite different; local maxima for f are rarely critical points for minimizing f , while local minima for f usually—though not always—are.

Example 5.1. Suppose we minimize $f(x, z) := x$ on the halfplane $x \geq 0$ in \mathbb{R}^2 , subject to

$$g_1 := (x^2 - 1)^3 - z \geq 0, \quad g_2 := z \geq 0.$$

The admissible region has an outward-pointing cusp, shown in Figure 1. The tip of this cusp, at $p = (1, 0)$, is the global minimum of f over the admissible region, but it is not critical: the directional derivatives in the direction $v = (-1, 0)$ are $D_v f = -1$ but $D_v g_i = 0$.

To deduce that a local minimum of f is critical according to our definition, an additional regularity hypothesis will be required. However, critical points can be exactly characterized by a Lagrange multiplier theorem (cf. [KT51]):

Theorem 5.2 (Modified Kuhn–Tucker Theorem). *A point p is critical for minimizing f if and only if the gradient ∇f is a positive linear combination of the gradients ∇g_j of the constraints g_j active at p .*

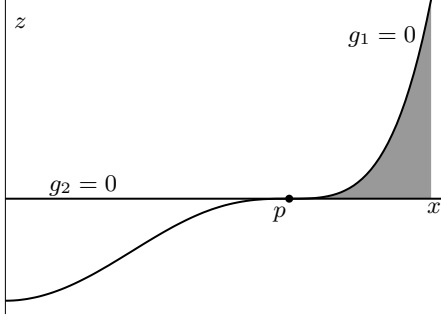


Figure 1: In this illustration of Example 5.1, the admissible region for the two constraints $g_1 = (x^2 - 1)^3 - z \geq 0$ and $g_2 = z \geq 0$ is shaded. The Mangasarian–Fromovitz constraint qualification fails at the cusp point $p = (1, 0)$ because ∇g_1 and ∇g_2 are equal and opposite there.

The geometric intuition behind this theorem is easy to understand: Only the active constraints matter, and being inequality constraints they can only act positively. If there were some component of $-\nabla f$ not canceled by the ∇g_j , that would give an admissible direction to move which decreases f .

Unlike in the classical Kuhn–Tucker theorem, we do not need additional regularity hypotheses on the point p , which may surprise those familiar with optimization theory. The explanation is that we are interested in critical points, while the classical theorem deals with minima of f . And as we saw above, not every minimum of f is critical. But just as in the classical theory, criticality will be guaranteed if we add the hypothesis that the Mangasarian–Fromovitz constraint qualification [MF67] holds for a local minimum.

Definition. A point p is *constraint-qualified* (in the sense of Mangasarian and Fromovitz) if there is a direction v such that for all constraints g_j active at p we have $D_v g_j > 0$.

We note that this condition fails at the point $p = (1, 0)$ in Example 5.1 above, which was minimal but not critical.

Proposition 5.3. *If p is a local minimum for f when constrained by $\{g_i \geq 0\}$, and p is constraint-qualified, then p is constrained-critical for minimizing f .*

We have omitted proofs of the theorem and proposition above, because they are standard and are also special cases of our infinite-dimensional generalizations below.

A generalized Kuhn–Tucker theorem. Note that in Theorem 5.2, the functions f and g_i might as well be replaced by linear functions—their differentials at p . We

view this as the linear-algebraic core of the Kuhn–Tucker theorem.

We will now derive an infinite-dimensional version, where the linear functional f is defined on an arbitrary vectorspace X , and the finite family of constraints g_i is replaced by a family A_y , where y ranges over some compact space Y .

While our theorem does not mention optimization directly, it will be the engine that drives all of the optimization theorems of this paper.

As usual, we let $C(Y)$ be the Banach space of continuous functions on Y with the sup norm $\|\cdot\|$, and let $P \subset C(Y)$ be the closed positive orthant consisting of nonnegative functions. Then (by the Riesz representation theorem) the dual space $C^*(Y)$ consists of all signed Radon measures on Y with finite mass, and $P^* \subset C^*(Y)$ is the space of positive measures.

Note that any function $z \in C(Y)$ can be decomposed into positive and negative parts: $z = z^+ - z^-$ with $z^\pm \in P$. Then we have $\|z^-\| = \text{Dist}(z, P)$.

Theorem 5.4. *Let X be any vectorspace and Y be a compact topological space. For any linear functional f on X , and any linear map $A : X \rightarrow C(Y)$, the following are equivalent:*

- (a) *There exists $\varepsilon > 0$ such that $\|(A\xi)^-\| \geq \varepsilon$ for all $\xi \in X$ with $f(\xi) = -1$.*
- (b) *There exists a positive Radon measure $\mu \in P^*$ such that $f(\xi) = \mu(A\xi)$ for all $\xi \in X$.*

This theorem is comparable to the generalized Kuhn–Tucker theorem of Luenberger [Lue69, p. 249]. His theorem, restated to apply to the linear Gateaux differentials (f and A) of the original objective and constraint functions on X , says:

Theorem 5.5 (Luenberger). *Let X and Z be vectorspaces, with a norm given on Z , and let $P \subset Z$ be a closed convex cone with nonempty interior. Let $f : X \rightarrow \mathbb{R}$ be a linear functional and $A : X \rightarrow Z$ be a linear map. Assume that whenever $A\xi \in P$ we have $f(\xi) \geq 0$, and that $A\xi$ lies in the interior of P for some $\xi \in X$. Then there exists $\mu \in P^*$ such that $f(\xi) = \mu(A\xi)$ for all $\xi \in X$. \square*

While our version applies only to the case $Z = C(Y)$, our hypotheses (a) on f and A are somewhat weaker than those imposed by Luenberger—they are necessary as well as sufficient for (b) the existence of μ .

To understand our overall strategy of proof, consider the linear map $(f, A) : X \rightarrow \mathbb{R} \times C(Y)$. As we will see below, (a) implies that the image of (f, A) avoids the interior of the orthant $\mathbb{R}^- \times P$.

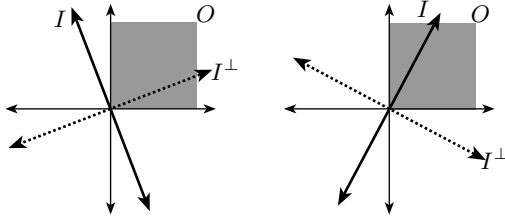


Figure 2: One version of the Farkas alternative states that, given any closed orthant O in an inner product space, it must intersect at least one out of any pair of orthogonal complements I and I^\perp .

To gain some intuition, consider the dual space X^* and the adjoint map $(f, A)^*$. We can rephrase (b) to say that some vector in the kernel of $(f, A)^*$ is in $\mathbb{R}^- \times P$. When Y has finite cardinality n , we put the standard Euclidean inner product on $\mathbb{R} \times C(Y) \cong \mathbb{R}^{n+1}$, and identify this space with its dual. Then the kernel of $(f, A)^*$ and the image of (f, A) are orthogonal complements in \mathbb{R}^{n+1} . The standard Farkas alternative (see Figure 2) says that, given any closed orthant in \mathbb{R}^{n+1} , it must intersect one out of any pair of orthogonal complements. Our argument in the general case when Y might be infinite will be guided by this intuition.

Proof of Theorem 5.4. One direction is easy: suppose we have a positive Radon measure μ so that for each $\xi \in X$,

$$f(\xi) = \int_Y A\xi \, d\mu.$$

For any $\xi \in X$ with $f(\xi) = -1$, write $z := A\xi \in C(Y)$. We have $\int z \, d\mu = -1$, and since μ is a positive measure, we can replace the function z with its negative part to conclude that $\int z^- \, d\mu \geq 1$. Furthermore μ has finite mass $\text{mass}(\mu) := \int d\mu < \infty$ by the Riesz theorem. Therefore

$$\text{Dist}(z, P) = \|z^-\| \geq 1/\text{mass}(\mu) > 0.$$

This completes the proof that (b) implies (a).

To prove the converse, first give $\mathbb{R} \times C(Y)$ the Euclidean combination of the sup norms on \mathbb{R} and $C(Y)$:

$$\|(a, g)\| = \sqrt{a^2 + \|g\|^2}.$$

Now consider the orthant $O := [-1, \infty) \times P$. Our hypothesis (a) implies that there is positive distance between O and the image $I := (f, A)(X)$ of the linear map (f, A) . Take sequences $(f(\xi_i), A\xi_i)$ in I and (t_i, z_i) in O , whose pairwise distance approaches $\text{Dist}(I, O)$. That is, setting

$$v_i := (t_i - f(\xi_i), z_i - A\xi_i)$$

we have $\|v_i\| \rightarrow \text{Dist}(I, O)$.

If we were in an inner product space, and could extract a convergent subsequence of the v_i , its limit would be orthogonal to I , and writing the limit as $(-c, c\mu)$, our only task would be to prove that this was in $\mathbb{R}^- \times P$ so that $\mu \in P$ as desired. In our more general setting, we begin by replacing the v_i by vectors in $\mathbb{R}^- \times P$, and we defer convergence and an analogue of orthogonality until later in the proof.

So we first claim we can assume that $v_i \in \mathbb{R}^- \times P$. Certainly we can assume $z_i = (A\xi_i)^+$, since this positive part of the function $A\xi_i$ realizes $\|z_i - A\xi_i\| = \|A\xi_i^-\| = \text{Dist}(A\xi_i, P)$. Then $z_i - A\xi_i = -A\xi_i^- \in P$. Similarly, $\text{Dist}(f(\xi_i), [-1, \infty))$ is $-1 - f(\xi_i)$ if this is positive (and zero otherwise), so we may assume $t_i = \min(-1, f(\xi_i))$. Thus $t_i \leq f(\xi_i)$, so $t_i - f(\xi_i) \leq 0$. This proves the first claim.

We now have a geometric problem: from Figure 2 we see there is a special case where both the image of (f, A) and its orthogonal complement lie on the boundary of $\mathbb{R}^- \times P$. If this happens, then the closure \bar{I} intersects either the subspace $\mathbb{R} \times \{0\}$ or $\{0\} \times P$. The second case does not trouble us, but the first would cause us problems later; we now show that our assumption (a) rules it out. To do so, we think about the setup above geometrically: if \bar{I} intersects $\mathbb{R} \times \{0\}$, then we expect that $t_i - f(\xi_i) \rightarrow 0$.

Thus our second claim is that we can assume the $t_i - f(\xi_i)$ are uniformly negative. If not, $\lim f(\xi_i) \leq -1$, so without loss of generality, we can rescale ξ_i down so that $f(\xi_i) = -1$. That means $(-1, A\xi_i) \in I$. By hypothesis (a) we know

$$d_i := \text{Dist}((-1, A\xi_i), O) = \text{Dist}(A\xi_i, P) \geq \varepsilon$$

for some fixed $\varepsilon > 0$. Since we are using the Euclidean combination of the norms on \mathbb{R} and $C(Y)$, the distance from any rescaling by k of $(-1, A\xi_i)$ to O is given by the Euclidean distance from $(-k, k\|A\xi_i^-\|)$ to $(-1, 0)$. And we can use plane geometry to see that rescaling by $1 - \varepsilon^2$ brings us closer to O :

$$\begin{aligned} & \text{Dist}((1 - \varepsilon^2)(-1, A\xi_i), O) \\ &= d_i \sqrt{1 - 2\varepsilon^2 + \varepsilon^4(1 + 1/d_i^2)} \leq d_i \sqrt{1 - \varepsilon^2 + \varepsilon^4}. \end{aligned}$$

We can always assume that $\varepsilon < 1$, so the constant $\sqrt{1 - \varepsilon^2 + \varepsilon^4}$ is less than 1. Therefore

$$\begin{aligned} \text{Dist}(I, O) &\leq \lim \text{Dist}((1 - \varepsilon^2)(-1, A\xi_i), O) \\ &< \lim \text{Dist}((-1, A\xi_i), O) \\ &= \text{Dist}(I, O). \end{aligned}$$

This contradiction proves the second claim.

We have proved that the v_i are in $\mathbb{R}^- \times P$. We must now use analogues of orthogonality and completeness to construct a limit of the v_i and show it would lie in the kernel of $(f, A)^*$. In an inner product space, the linear functional defined by a vector v vanishes on the orthogonal complement of v . Without an inner product, we can use this property to define a kind of orthogonality. Using the Hahn-Banach theorem, for each i we can find a linear functional $(c_i, \nu_i) \in \mathbb{R} \times C^*(Y)$ that vanishes on I , satisfies $(c_i, \nu_i)(v_i) = 1$, and has norm

$$\|(c_i, \nu_i)\| = 1/\text{Dist}(v_i + I, (0, 0)).$$

Because the \mathbb{R} -components of v_i are uniformly negative, so are the c_i .

Similarly, in a complete normed linear space, we could extract a convergent subsequence of the v_i , since their norms are bounded above. Without this property, we take advantage instead of Alaoglu's theorem, which tells us that the dual space to $\mathbb{R} \times C(Y)$ has the required completeness even though $\mathbb{R} \times C(Y)$ does not. By Alaoglu's theorem, the (c_i, ν_i) have a subsequence converging in the weak* topology to a limit functional (c, ν) ; its norm is at most $1/\lim \text{Dist}(v_i, -I) = 1/\text{Dist}(I, O)$ and we have $c < 0$.

Setting $\mu := \nu/|c| \in C^*(Y)$, we claim this will be the Radon measure in statement (b). By construction, $(-1, \mu)$ vanishes on I , meaning that for $\xi \in X$, we have

$$-f(\xi) + \int_Y A\xi \, d\mu = 0.$$

In particular, this means that our weakened idea of orthogonality was enough to conclude that $(-1, \mu)$ is in the kernel of $(f, A)^*$. (Notice that we have used the additional geometric information that I does not approach $\mathbb{R} \times \{0\}$ in an essential way; if it had, then c would have vanished, and we would have been unable to rescale ν by $1/|c|$ to obtain the equation above.)

It remains only to show that μ is positive. In an inner product space, this would be obvious: each ν_i would be positive (since it was dual to a positive $z_i - A\xi_i$), and ν would be a limit of positive measures. But our ν_i were constructed implicitly by the Hahn-Banach theorem, and so might include negative pieces. We now address this problem.

We can decompose each ν_i into its positive and negative parts $\nu_i = \nu_i^+ - \nu_i^-$, with $\text{mass}(\nu_i) = \text{mass}(\nu_i^+) - \text{mass}(\nu_i^-)$. To show ν is positive, we will prove $\lim \text{mass}(\nu_i^+) = \lim \text{mass}(\nu_i)$. By construction, we know that

$$1 = (c_i, \nu_i)(v_i) = c_i(t_i - f(\xi_i)) + \int_Y z_i - A\xi_i \, d\nu_i.$$

Since $z_i - A\xi_i \in P$, we have

$$\int_Y z_i - A\xi_i \, d\nu_i \leq \int_Y z_i - A\xi_i \, d\nu_i^+ \leq \|z_i - A\xi_i\| \text{mass}(\nu_i^+).$$

Using Cauchy-Schwarz, and the two equations above, we get

$$1 \leq \|v_i\| \sqrt{|c_i|^2 + (\text{mass}(\nu_i^+))^2}.$$

Now $\|v_i\|$ converges to $\text{Dist}(I, O)$, so we find in the limit $\lim \|c_i, \nu_i^+\| \geq 1/\text{Dist}(I, O)$. But the limit of $\|(c_i, \nu_i)\|$ (which cannot be smaller) equals $1/\text{Dist}(I, O)$. Therefore, $\lim \text{mass}(\nu_i^+) = \lim \text{mass}(\nu_i)$, completing the proof. \square

To apply Theorem 5.4 to optimization problems, we will let X be the space of variations ξ of our given configuration and Y be the set of active constraints. Then we let $f(\xi)$ and $A\xi(y)$ be the directional derivatives of the objective function and of the constraint y . In this context, Theorem 5.4 says that a configuration is (a) *strongly critical* if and only if it is (b) *balanced*.

Note that our strong criticality is indeed stronger than a simple criticality condition, which would say that whenever $f(\xi) = -1$ we have $\text{Dist}(A\xi, P) > 0$, or equivalently that no ξ has $f(\xi) < 0$ but $A\xi \in P$.

Example 5.6. With $X = \mathbb{R}^2$ and $Y = [0, 1]$, we can set $f(x_1, x_2) = x_1$ and

$$A(x_1, x_2)(y) = 2x_1\sqrt{y - y^2} + x_2y$$

to give an example that is critical, but not strongly critical (and thus not balanced).

However, when Y is a finite set (with the discrete topology), strong criticality is equivalent to criticality. For suppose whenever $f(\xi) = -1$ we have $\text{Dist}(A\xi, P) > 0$, but there is no uniform lower bound $\varepsilon > 0$ on this distance. For each $y \in Y$, we know that $A\xi(y)$ is a linear functional on ξ . Since there are only finitely many y , the graph of $\min_{y \in Y} A\xi(y)$ describes a polyhedron in $X \times \mathbb{R}$. Since the supremum over $\xi \in X$ is finite (we know it is nonpositive), it is achieved (at some ξ corresponding to a vertex of this polyhedron). But for any ξ , the value is negative, so this supremum must be negative.

This allows us to recover the finite-dimensional Kuhn-Tucker theorem: let X be the tangent space to \mathbb{R}^n at p , let Y be the finite set of active constraints at p , and let f and A be the directional derivatives of the objective function and the active constraints. Because Y is finite, (a) is equivalent to the definition of constrained criticality above, and we obtain Theorem 5.2.

6. THE BALANCE CRITERION FOR GEHRING ROPELENGTH

We now have all the tools we need to develop a balance criterion, characterizing critical configurations for the Gehring ropelength problem. We start with definitions of criticality, guided by our version of Kuhn–Tucker.

Definition. Suppose L is a rectifiable link with $\text{GThi}(L) = \tau$, and consider the Gehring ropelength problem of minimizing length subject to the constraint that $\text{GThi} \geq \tau$. We say L is:

- a *local minimum* for Gehring ropelength if for all L' sufficiently C^0 -close to L with $\text{GThi}(L') \geq \tau$ we have $\text{Len}(L') \geq \text{Len}(L)$.
- *critical* if for all $\xi \in \text{VF}^\infty(L)$ with $\delta_\xi \text{Len}(L) < 0$ we have $\delta_\xi^+ \text{GThi}(L) < 0$.
- *strongly critical* if there exists $\varepsilon > 0$ so that for all $\xi \in \text{VF}^\infty(L)$ with $\delta_\xi \text{Len}(L) = -1$, we have $\delta_\xi^+ \text{GThi}(L) \leq -\varepsilon$.

With these definitions, we can now apply our Kuhn–Tucker theorem to the Gehring ropelength problem.

Theorem 6.1 (Balance Criterion for Gehring ropelength). *A link L is strongly critical for length when constrained by Gehring thickness if and only if there exists a positive Radon measure μ on $\text{GStrut}(L)$ such that, for every smooth vectorfield ξ along L , we have*

$$\delta_\xi \text{Len}(L) = \int_{\text{GStrut}(L)} A_G \xi \, d\mu,$$

where $A_G = \delta \text{Dist}$ is the rigidity operator.

Proof. We will apply Theorem 5.4 with $X := \text{VF}^\infty(L)$ and $Y := \text{GStrut}(L)$, letting $f := \delta \text{Len}(L)$ be the derivative of length and $A := A_G$ be the rigidity operator. We have

$$\|(A_G \xi)^-\| = - \min_{\text{GStrut}} \delta_\xi \text{Dist}\{x, y\}$$

(when this is nonnegative). By Corollary 3.2, the right-hand side is $-\delta_\xi^+ \text{GThi}(L)$, so that condition (a) from Theorem 5.4 is exactly strong criticality. \square

Smoothness of critical curves. It is unclear, *a priori*, how much regularity one should expect for ropelength-critical curves in the Gehring problem. But we can use the balance criterion to deduce immediately that they must have finite total curvature.

Corollary 6.2. *If a link L is strongly critical for the Gehring ropelength problem, then L is FTC.*

Proof. The theorem tells us that L can be balanced:

$$\delta_\xi \text{Len}(L) = \int_{\text{GStrut}(L)} A_G \xi \, d\mu.$$

But the right-hand side is a distribution of order zero on ξ , since

$$\int_{\text{GStrut}(L)} A_G \xi \, d\mu \leq \text{mass}(\mu) \sup_L |\xi|.$$

Therefore, by Lemma 4.1, $L \in \text{FTC}$. \square

We can now rewrite the conclusion of our balance criterion in terms of the curvature force on L and the adjoint A_G^* of the rigidity operator.

Corollary 6.3. *A link L is strongly critical for Gehring ropelength if and only if it has finite total curvature and there exists a positive Radon measure μ on $\text{GStrut}(L)$ such that*

$$A_G^*(\mu) = -\mathcal{K}$$

as forces along L .

Proof. The theorem guarantees that for all smooth ξ , we have

$$\delta_\xi \text{Len}(L) = \int_{\text{GStrut}(L)} A_G \xi \, d\mu.$$

By the corollary, L is FTC, so the left-hand side can be rewritten as $-\int_L \langle \xi, d\mathcal{K} \rangle$. Approximating any continuous vectorfield uniformly by smooth ones, we find that

$$-\int_L \langle \xi, d\mathcal{K} \rangle = \int_{\text{GStrut}(L)} A_G \xi \, d\mu$$

for all $\xi \in \text{VF}(L)$, or in other words, $-\mathcal{K} = A_G^*(\mu)$. \square

We get an immediate and useful geometric corollary to this balance criterion.

Corollary 6.4. *Suppose L is a Gehring-critical link, and $E \subset L$ is a subset with nonzero net (vector) curvature $\mathcal{K}(E) \in \mathbb{R}^3$. Then there must be at least one Gehring strut $\{e, x\}$ with $e \in E$ and $x \notin E$, and $\mathcal{K}(E)$ is in the convex cone generated by the directions $x - e$ of all such struts.*

Proof. First note that struts from E to E contribute no net force. By the balance criterion, we have $\mathcal{K}(E) = -A_G^*(\mu(E))$, and the latter is a (positive) weighted sum of vectors $x - e$. \square

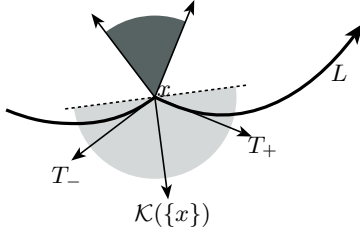


Figure 3: This curve L has a corner at x with left and right tangent vectors T_- and T_+ , whose sum is the curvature force $\mathcal{K}(\{x\})$ there. If L is to balance, there must be a strut $\{x, y\}$ with y in the open hemisphere (shown in light gray) of vectors with positive inner product with $\mathcal{K}(\{x\})$. But for any y outside the *normal cone* (shown in dark gray), there are points near x on L that are closer to y than x is. Thus our $\{x, y\}$ cannot be a local minimum of the self-distance function. This contradiction proves that a critical curve cannot have a corner.

We note that this corollary is the analogue for Gehring ropelength of von der Mosel and Schuricht’s “Characterization of Ideal Knots” [SvdM04, Thm. 1].

We next find that critical links are C^1 as well as FTC:

Proposition 6.5. *If L is strongly critical for Gehring ropelength, then L is C^1 .*

Proof. We already know that L has finite total curvature; it is C^1 precisely when it has no corners, that is, when the curvature force \mathcal{K} has no atoms. If T_{\pm} are the right and left tangent vectors to L at x , then $\mathcal{K}(\{x\}) = T_+ + T_-$. When $\mathcal{K}(\{x\}) \neq 0$, Corollary 6.4 says there exists at least one strut $\{x, y\}$ with $\langle y - x, \mathcal{K}(\{x\}) \rangle > 0$. That is,

$$\langle y - x, T_+ \rangle + \langle y - x, T_- \rangle > 0,$$

so we must have $\langle y - x, T_+ \rangle > 0$ or $\langle y - x, T_- \rangle > 0$. (See Figure 3.) In either case it follows that there exist points on L near x that are closer to y than x is, which contradicts the hypothesis that $\{x, y\}$ was a Gehring strut. This completes the proof. \square

The example of the tight clasp in Section 9 shows that the curvature need not be bounded, but so far this is the worst behavior we can display. We conjecture that the curvature measure is always absolutely continuous with respect to arclength.

On the Mangasarian–Fromovitz constraint qualification. Corollary 6.3 will be the basic model for balance criteria for generalized links, and for links constrained by other thickness functionals [CFK⁺]. In some cases, including the Gehring ropelength for closed links we are treating now, we will be able to improve on this form of

the criterion by replacing strong criticality with criticality. This is our next goal.

In Section 5, we defined a regular or constraint-qualified point for a finite set of constraints g_1, \dots, g_n : such a point has some variation direction v such that $D_v g_i > 0$ for all the active g_i . By Corollary 3.2, the corresponding idea for a link L in the Gehring ropelength problem is the existence of a vectorfield ξ for which $\delta_{\xi}^+ \text{GThi}(L) > 0$. But this is automatic: dilating L increases GThi to first order.

This regularity for our problem allows us to prove that local minima are critical and that critical points are strongly critical.

Proposition 6.6. *A link L is critical for the Gehring ropelength problem if and only if it is strongly critical. If L is a local minimum, then L is critical.*

Proof. Suppose L is a local minimum but not critical. Then for some $\xi \in \text{VF}^\infty(L)$ we have $\delta_{\xi} \text{Len}(L) < 0$ but $\delta_{\xi}^+ \text{GThi}(L) \geq 0$. Then for small enough $t > 0$, the link $L + t\xi$ has less length than L . This contradicts minimality unless $\delta_{\xi} \text{GThi}(L) = 0$ and thickness has decreased (but not to first order). But in this case, we can instead use a rescaling $(1 + Bt^2)(L + t\xi)$, for some constant $B > 0$. For small $t > 0$ these again have less length than L , contradicting minimality.

Strong criticality always implies criticality. Conversely, suppose a closed link L is critical but not strongly critical. Then there exists a sequence $\xi_i \in \text{VF}(L)$ with $\delta_{\xi_i} \text{Len}(L) = -1$ and $\delta_{\xi_i}^+ \text{GThi}(L) \rightarrow 0$. Let η be the vectorfield along L induced by dilation, scaled so that $\delta_{\eta} \text{Len}(L) < 1$. Then we observe that $\delta_{\eta + \xi_i} \text{Len}(L) < 0$ for all i . Corollary 3.3 shows that

$$\lim \delta_{\eta + \xi_i}^+ \text{GThi} \geq \delta_{\eta}^+ \text{GThi} > 0.$$

But then for some i , we must have

$$\delta_{\eta + \xi_i} \text{Len}(L) < 0, \quad \delta_{\eta + \xi_i}^+ \text{GThi}(L) > 0,$$

contradicting the criticality of L . \square

Thus for closed links, a minimizer (or more generally any critical point) for the Gehring ropelength problem is strongly critical, and hence by Corollary 6.3 its curvature force is balanced by some strut force $A_G^* \mu$. However, in our generalized ropelength problems, with endpoint constraints and obstacles, constraint qualification will not always hold. Then we will have to be careful about the distinction between criticality and strong criticality.

Existence of minimizers. We now show that each link-homotopy class contains a globally length-minimizing curve with $\text{GThi} \geq 1$.

Proposition 6.7. *In a given link-homotopy class $[[L]]$, among all curves with Gehring thickness at least 1, there is some L_0 of minimum length.*

Proof. We can rescale the initial L so that it has $\text{GThi}(L) \geq 1$. Thus, the set over which we are minimizing length is nonempty. We can assume that L is rectifiable as follows: for any $x \in L$, consider L intersected with the ball of radius $1/4$ around x . One component of this intersection is an arc containing x and this can be replaced by a straight line.

Let the curves L_1, L_2, \dots form a length-minimizing sequence with $\text{GThi}(L_i) \geq 1$ and $\text{Len}(L_i) \leq \text{Len}(L)$. This uniform length bound means that we can apply Arzela–Ascoli to find a subsequence converging in C^0 to a limit L_0 . But length is lower semicontinuous, and GThi is continuous under C^0 convergence. So $\text{GThi}(L_0) \geq 1$ and L_0 minimizes length.

It remains only to check that $L_0 \in [[L]]$. But if i is large enough, the C^0 distance from L_0 to L_i is less than $1/2$. Then no two components intersect during the straight-line homotopy from L_i to L_0 . So L_0 and L_i are link-homotopic, as desired. \square

This global minimum for length will certainly be a local minimum, and thus a critical point for the Gehring ropelength problem. As we have discussed, this implies that it is C^1 and has finite total curvature.

It is conventional in knot theory to restrict one’s attention to link types that are *tame*, meaning isotopic to a finite polygon (or, equivalently, to a C^∞ curve). We have certainly restricted our attention to links of finitely many components, but it is natural to wonder whether we have to worry about wild links for our Gehring problem. In fact, we do not:

Proposition 6.8. *There are no wild link-homotopy types with finitely many components.*

This result follows easily from a lemma of Milnor [Mil54] that any link has arbitrarily close homotopic polygonal approximations. We give an alternate proof using our results on Gehring minimizers.

Proof. Such a link would be link-homotopic to a Gehring minimizer by Proposition 6.7. This minimizer would be FTC by Corollary 6.2. And Milnor showed [Mil50] that every link of finite total curvature is tame. \square

Thus we need consider only tame links in the work to come.




Figure 4: This link of six components is a global minimizer for the Gehring ropelength problem. Each component is a convex plane curve that minimizes its length given the number of other components it links.

7. EXAMPLES OF GEHRING-CRITICAL LINKS

Known length-minimizing links. In [CKS02], we showed that if one component of a link is linked to k others then its length is at least a certain constant P_k . Although our theorem was written for the original ropelength problem, the proof is valid for Gehring thickness as well. Whenever a link can be realized with each component having length P_k , that configuration is thus a length-minimizer for both the original ropelength problem and the Gehring problem. (These are still the only examples known to be ropelength-minimizing.)

To any link L we can associate a graph: the vertices are the components of L , and the edges record which pairs are nontrivially linked. For any tree T with n edges, there is a unique link $H(T)$ that is a connect sum of n Hopf links and whose associated graph is T .

For many trees T with vertices of sufficiently low degree, we can realize $[[H(T)]]$ explicitly with each component having exactly its minimum possible length P_k . Even some slightly more complicated links, like the example in Figure 4, can be realized in this way. The distance between any two linked components is exactly 1. Each component in one of these minimizers is a convex plane curve built from circular arcs of radius 1 and straight segments. It is an outer parallel (at distance $1/2$) to a shortest curve surrounding n disjoint unit-diameter disks in the plane. (See Figure 5.)

Consider the n -star T_n , the tree with a central vertex incident to all n edges. For $n \leq 5$, the construction above produces a Gehring-critical configuration of $H(T_n)$ that is known to be minimizing. We will examine the case $n = 2$ in detail, in light of our balance criterion, and then indicate how to produce Gehring-critical configurations for all n .

Example 7.1. The link $H(T_2)$ is the simple chain of three components, shown in Figure 6. In the ropelength minimizer, the two end components are cir-

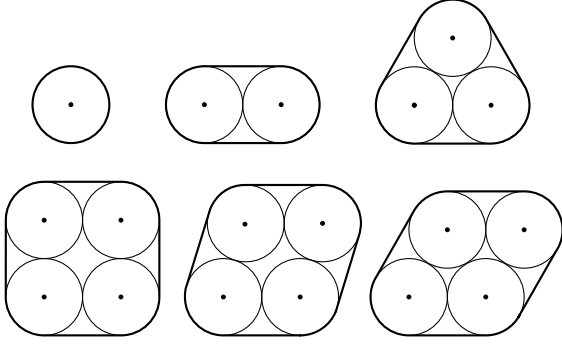


Figure 5: Here we see perimeter-minimizing enclosures of $n = 1, 2, 3$ and 4 unit-diameter disks in the plane. The components in the known minimizing links are outer parallels to such curves at distance $1/2$. When $n = 4$, the minimizer does not have a unique shape; instead there is a one-parameter family of minimizers.

cles C_1 and C_2 , while the middle component is a stadium curve S . The centers of the circular arcs in S are points $c_i \in C_i$, while the center of C_i is a point $s_i \in S$. The Gehring struts are exactly where different components are at distance 1. There is a strut from each point along each circular arc to the center of that arc (from C_i to s_i and from S to c_i). There is also one further strut $\{c_1, c_2\}$.

Since we know that this configuration is length-minimizing when constrained by Gehring thickness, these struts, by Corollary 6.3 and Proposition 6.6, must support a balancing measure μ . Conversely, exhibiting such a measure will re-prove that this configuration is critical for the Gehring ropelength problem, though to re-prove it is a local minimum would require some second-order theory. We now provide such a measure, which will be a useful comparison of the results of this paper against the results of [CKS02].

Except for c_i , each point x along the component C_i is part of a unique strut $\{x, s_i\}$. The measure assigned to struts in this “wheel” must exactly balance the curvature force $dK = N ds(x)$ along C_i . Because the wheel forms a complete circle, at the center points s_i , the incoming forces from these struts cancel one another, leaving no net force.

The situation on the stadium curve is slightly more complex. The struts from the semicircles of S to the points c_i again balance $dK = N ds(x)$, now for x along the semicircles. Unlike the previous situation, however, these measures have a resultant inward force of magnitude 2 at c_i , directed parallel to the straight segments in the stadium curve. To balance these forces, the measure μ must have an atom of magnitude 2 at the one remaining Gehring strut $\{c_1, c_2\}$.

The measure μ we have described does balance the

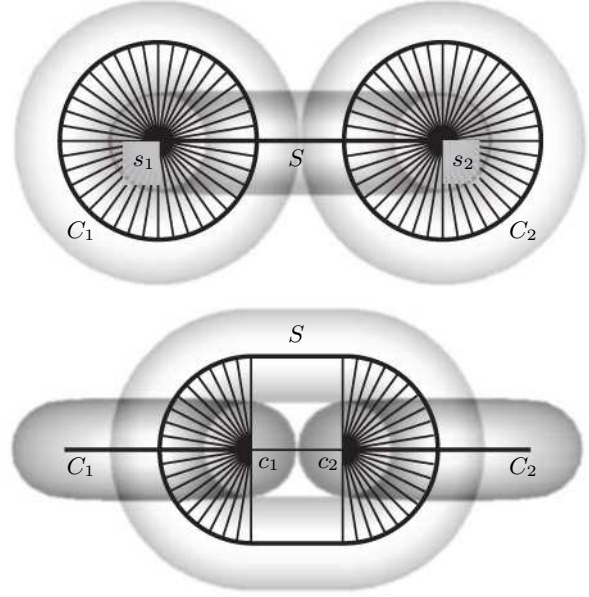


Figure 6: This simple chain is known to be a minimizer for the Gehring ropelength problem, so by the balance criterion, its curvature force must be balanced by some measure on the Gehring struts. At the top, we see how the curvature forces along the circular components C_i are balanced by the struts coming into the centers s_i . They produce no net force on either center s_i . At the bottom, we see how the curvature forces along the semicircles of S are balanced by struts to their centers c_i . The resulting net inward force on the c_i is balanced by an atomic measure on the one remaining strut $\{c_1, c_2\}$.

curvature force everywhere along the link, and thus demonstrates that the link is critical for Gehring ropelength.

It is worth emphasizing the fact that the inner Gehring strut $\{c_1, c_2\}$ bears an atom of μ . This stresses the point that in our Kuhn–Tucker theorem and the resulting balance criterion we are required to view the Lagrange multiplier μ as a Radon measure in the dual space $C^*(G\text{Strut}(L))$, rather than as a density function on struts.

Although ropelength-minimizing, Example 7.1 is not rigid, in the sense that the components C_i can be pivoted around the points c_i to be centered at any points s_i on the semicircles of S .

A stronger form of nonuniqueness is exhibited by the minimizing configurations [CKS02] of the five-component link $H(T_4)$, with one component linked to all four others. Here the central component does not even have a uniquely determined shape. Instead there is a one-parameter family of minimizing shapes, corresponding to the deformation seen in Figure 5 for $n = 4$.

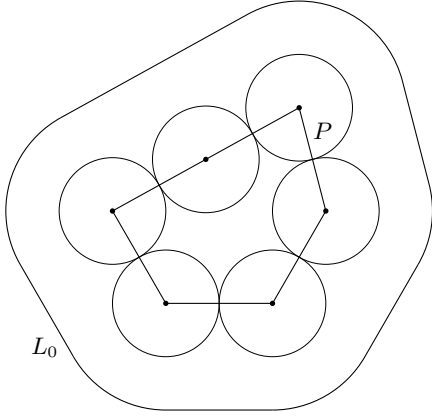


Figure 7: This configuration of $H(T_6)$ is critical for the Gehring ropelength problem. It is also presumably the minimizer, even though it does not minimize the length of the long component L_0 alone. That component is the outer parallel at distance 1 to a convex planar polygon P . Each other component L_i is a unit circle passing through a vertex of P and lying in a perpendicular plane. We show the unit-diameter disks around these points, where the thick tubes around the L_i intersect the plane inside L_0 .

Again, each of the minimizers can be balanced. (As we have proven, the existence of the balancing measure μ is equivalent to strong criticality for the ropelength problem, but it does not imply that the critical point is isolated.)

For $n > 5$, we expect that similar configurations of $H(T_n)$, like the one shown in Figure 7 for $n = 6$, are again minimizing. Our balance criterion lets us show they are at least critical:

Proposition 7.2. *Suppose P is a convex planar n -gon with unit-length sides and exterior angles in $[0, 2\pi/3]$. Let L_0 be the outer parallel at distance 1 to P , and let L_1, \dots, L_n be unit circles, perpendicular to the plane of P , passing through the vertices of P , and centered at points on L_0 . Then the link $L = L_0 \cup L_1 \cup \dots \cup L_n$ (a configuration of $H(T_n)$ with Gehring thickness 1) is critical for Gehring-ropelength.*

Proof. As in the simple chain, each circle L_i focuses a wheel of struts to its center point on L_0 , and a measure assigning force ds to these struts balances the curvature force on each circle while exerting no net force on L_0 .

Let c_i be the vertex of P on L_i , and let $2\alpha_i$ be the exterior angle of P there. The condition $\alpha_i \leq \pi/3$ exactly suffices to know that no two vertices (and thus no two L_i) are at distance less than 1 from each other, confirming that $\text{GThi}(L) = 1$. The curve L_0 includes an arc of the

unit circle around c_i ; from this arc of length $2\alpha_i$ a fan of struts converge to c_i . To balance the curvature force on L_0 , these struts again have measure equal to ds , giving a net inward force of $2 \sin \alpha_i$ on c_i . The remaining, isolated struts of L connect successive c_i along the edges of P . Unit atoms of compressive force on these isolated struts produce exactly the outward forces $2 \sin \alpha_i$ at c_i needed to balance the inward forces from L_0 .

By Corollary 6.3, the existence of this balancing measure on the Gehring struts proves that L is critical. \square

For $n \leq 5$, we know these configurations for $H(T_n)$ are ropelength minimizers. For $n > 5$, the component L_0 , having length $n + 2\pi$, is longer than it needs to be: at the expense of lengthening some other components, it could be shortened to length P_n . Asymptotically, this is much smaller, being $O(\sqrt{n})$. However, calculations we have done suggest that the critical configuration described above is the global minimum for ropelength.

The examples given in Proposition 7.2—critical configurations and presumed minimizers for $H(T_n)$ —are quite interesting. The shape of L_0 is free to move in a $(n - 3)$ -parameter family; each other component is free to pivot (about its vertex of P and along one of the arcs of L_0), giving an additional n parameters for the shape of the whole link L . We also note that these examples are tight links that are not packed tightly: Consider the thick tube around one of these configurations. As n increases, it occupies an ever-smaller fraction of the volume of its convex hull. This should be compared with experiments of Millett and Rawdon [MR03] on this volume fraction.

Although we have stated Proposition 7.2 above only for stars T_n , the same balancing works for the links $H(T)$ based on other trees T . Each component linked to n others should have the shape of L_0 above. We note, however, that critical links built in this way are not always minimizers.

Example 7.3. Consider the tree $T_{n,m}$ with $n + m$ vertices, including one of valence n connected to another of valence m . If $H(T_{n,m})$ is built according to the recipe above, with the two long components touching, the total length is $(2\pi + 1)(n + m)$; call this the *A* configuration. When n and m are large (at least 13 suffices, since $\sin(\pi/13) < 1/4$) we can save two units of length by letting these two long components move apart from each other into a loose Hopf link. Each of them is tightly wrapped by $n - 1$ or $m - 1$ short components, but the two sets don't touch each other at all and are instead free to move independently. Again, the force balancing proceeds for this *B* configuration just as in Proposition 7.2. These critical *B* configurations for $H(T_{n,m})$ (which we presume are the ropelength minimizers) are the first ones known in which certain pairs of linked components are

not in contact.

In all of the examples $H(T)$ discussed above, each component is a convex plane curve built from straight segments and arcs of unit circles. The proven minimizers are minimizers in their isotopy class for the original ropelength problem [CKS02], as well as minimizers in their link-homotopy class for Gehring ropelength. In fact, in [CFK⁺] we will consider a family of thicknesses with varying stiffness. Each of these thicknesses is characterized by a lower bound λ on the diameter of curvature for a unit-thickness curve. Our $H(T)$ are ropelength-minimizers for the whole family, as long as the stiffness λ does not exceed 2, when circular arcs of larger diameter would be needed. We will also develop an analog of our balance criterion for these other ropelength problems, and will see that all the $H(T)$ discussed above (including those that are not minimizers) are critical for all formulations of ropelength.

Local minima for ropelength. We do not attempt in the paper to discuss second-order behavior of ropelength near a critical point—in particular we have no way yet to distinguish between local minima and saddle points for this problem. Of course, the known minimizers must be local minima, and it is also easy to give critical configurations which are not local minima, as in Example 7.4 below.

Many researchers have used numerical simulations of the ordinary ropelength problem to look for nontrivial local minima for knots, in particular for the unknot. Such configurations have been termed *Gordian unknots* since they can be untangled topologically but not physically. Pieransky *et al.* show pictures of a reasonable candidate for a Gordian unknot, but we are very far from being able to prove its existence.

In Example 7.3 we gave two distinct critical configurations for $H(T_{n,m})$, and we expect that this will lead to the provable existence of two distinct local minima. In particular, our investigations lead us to predict that one cannot move from the A configuration of length $(2\pi + 1)(n + m)$ to the suspected global minimum B without first increasing ropelength. This shows there must be a second local minimum; we expect, however, that this is not A but instead a third configuration of intermediate length.

This connects back to Alexander Nabutovsky's original work on ropelength in higher dimensions and codimensions [Nab95]. He showed using recursive function theory that, in those higher dimensions, a ropelength constraint often introduces new components into the moduli space of unknotted hyperspheres; in particular there are infinitely many local minima for ropelength. While for two-spheres in \mathbb{R}^3 or for circles in \mathbb{R}^2 there are

no such minima, we do expect there must be infinitely many Gordian unknots in \mathbb{R}^3 . Our two critical configurations of $H(T_{n,m})$ are perhaps a first step towards proving this.

Elastic tension energies. All of the links presented above are critical or minimizing for the sum of the lengths of their components. This is a beautiful functional, but it is physically somewhat unrealistic: elastic ropes should minimize a quadratic functional of the form

$$\sum_i a_i (\text{Len}(L_i) - \ell_i)^2, \quad (7.1)$$

where $a_i > 0$ is the elasticity and ℓ_i the rest length of the i^{th} component. Criticality for this functional is equivalent to that for $\sum t_i \text{Len}(L_i)$ where the tension t_i is $t_i = 2a_i(\text{Len}(L_i) - \ell_i)$. Assuming these tensions are nonnegative (that is, that no component's length is less than its rest length) our balance criterion extends immediately to handle this case: the strut force $A_G^*(\mu)$ must balance the tension-weighted curvature force $\sum t_i \mathcal{K}_i$.

In the known minimizing links, such as the simple chain, each component separately achieves its minimal possible length. Thus these examples also minimize all elastic energies with nonnegative tensions $t_i \geq 0$.

This behavior, however, seems rather exceptional. The examples in Proposition 7.2 do not minimize all such functionals. In particular, if the tension in the long component is large enough, it will shrink to length $O(\sqrt{k})$ while some of the shorter components gain length. This may be why the examples of Proposition 7.2 seem to be more surprising than the known minimizers we introduced before.

Also in the Borromean rings, if the three components have different tensions, the configuration we describe below (Section 10) would no longer be critical. Similarly, clasps (Section 9) in which the two ropes have different tensions again have new critical configurations. In [SW04] we describe in detail the shapes of these curves, as well as their appearance in more complicated clasp-like links even when tensions are equal.

Nonembedded Gehring-critical links. To illustrate the differences between the Gehring problem and the original ropelength problem, we now give some examples of a different flavor, critical configurations that are nonembedded and thus have infinite ropelength in the original sense.

Any knot is of course link-homotopic to the unknot. The Gehring ropelength minimizer degenerates to a point (of length zero). The same happens for any component of an arbitrary link that is link-homotopically split from the rest of the link.

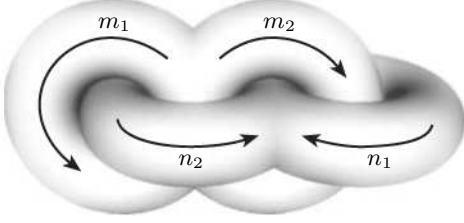


Figure 8: In this configuration of two curves from Example 7.5, each circle is covered m_i or n_i times, as labeled. If $m = m_1 + m_2$ and $n = n_1 + n_2$, then the curve has total length $2\pi(m + n)$, and linking number $mn - m_1n_1$. It is constrained-critical, though often not minimal, for the Gehring problem in the link-homotopy class defined by its linking number.

Milnor showed that, up to link homotopy, links of two components are classified by their linking number [Mil54].

Example 7.4. When the linking number is zero, the components split, and the Gehring minimizer degenerates to have length zero. We can, however, also describe another critical configuration for this unlink: one component degenerates to a point p while the second is a unit circle centered at p . This is clearly an unstable critical point: obvious deformations can decrease the ropelength to second order.

The case of linking number 1 is close to Gehring's original problem: the minimizer is the same Hopf link built from round circles. (This case fits in the class $H(T_n)$ considered above.) For larger linking number, we can use Corollary 6.3 to exhibit many Gehring-critical configurations.

Example 7.5. For linking number mn there is a critical configuration $L_{m,n}$ consisting of the minimizing Hopf link with one component covered m times and the other n times. Its total length is thus $2\pi(m + n)$. There are other critical configurations, sometimes shorter. For example, each component can be a figure-eight built from two tangent circles. Figure 8 shows a configuration like this with total length $2\pi(m + n)$ and linking number $mn - m_1n_1$. The best configurations we know for linking number 17, for instance, use $(m, n) = (6, 3)$ or $(4, 5)$. Assuming configurations like these are the minimizers for two-component links, they give examples where the set of minimizers is disconnected (since we can interchange the two components, or reorder the way one component covers its figure-eight).

None of these configurations is embedded, so they are not critical points for the original ropelength problem: as expected, the extra freedom in the Gehring prob-




Figure 9: This picture shows a numerically computed minimizer for the *original* ropelength problem on the $(2, 4)$ -torus link. Because it has a strut between two points on the same component (shown center, where the darker tube contacts itself), it is not balanced for the Gehring-ropelength problem considered here. It is longer than $L_{2,1}$, the Hopf link with one component doubly covered, which we conjecture is the Gehring-minimizer for this link-homotopy type. Notice that both of these configurations break the symmetry between the components of the link, so we expect a (longer) critical configuration where the two components are congruent.

lem sometimes allows for shorter solutions. As a further example, consider the $(2, 4)$ -torus link, with linking number 2. We have computed the presumed ropelength-minimizer numerically, as in [Sul02]. The results are shown in Figure 9; this solution is longer than the covered Hopf link $L_{2,1}$ (the presumed Gehring-minimizer) and is not even critical for the Gehring problem.

For links of more than two components, linking numbers do not suffice to distinguish link-homotopy types; we must also consider Milnor's μ -invariants [Mil54, HL90]. For instance, the Borromean rings, with no nonzero linking numbers, belong to a nontrivial link-homotopy class because they have μ -invariant equal to 1.

Numerical experiments performed with Brakke's Evolver (compare [Sul02]) suggest that the minimizing Borromean rings for the Gehring-ropelength problem should consist of three congruent curves in perpendicular planes. In [CKS02], we described such a configuration built from circular arcs of radius 1. Unfortunately, Corollary 6.3 shows this configuration is not even length-critical when constrained by Gehring-thickness. In Section 10, the culmination of our paper, we will explicitly describe a very similar configuration of the Borromean rings, which we prove is critical and believe is the minimizer.

However, in order to solve for these Borromean rings, we must first consider a simpler interaction between two ropes: the clasp that occurs when one rope is pulled over another. Describing this will require a notion of generalized links.

8. GENERALIZED LINK CLASSES

Although some of our definitions have applied to arbitrary curves, so far we have been treating only ordinary (closed) links. We now want to consider generalized problems involving curves with endpoints. To get meaningful link classes in this setting, we must include constraints for the endpoints and obstacles for the link.

Definition. A *generalized link* L is a curve L (with disjoint components) together with obstacles and endpoint constraints. In particular, each endpoint $x \in \partial L$ is constrained to stay on some affine subspace $M_x \subset \mathbb{R}^3$, which can have dimension 0, 1 or 2. Furthermore, there is a finite collection of *obstacles* for the link. Each obstacle

$$\{p \in \mathbb{R}^3 : g_j(p) < 0\}$$

is given by a C^1 function g_j with 0 as a regular value. By calling these obstacles, we mean that L is constrained to stay in the region where $\min g_j \geq 0$.

While we could allow even more general endpoint and obstacle constraints, this version fits nicely with our overall setup, and allows for all the specific examples we have in mind.

Definition. Given a generalized link L , with obstacles g_j and endpoint constraints M_x , its *link-homotopy class* $[[L]]$ is the set of all links L' that are link homotopic to L through links that avoid the obstacles and maintain the endpoint constraints. (As before, in a link homotopy, each component of L can intersect itself but not the others.)

This definition is comparable to our previous definition for closed links (page 3); as in the discussion at the end of Section 6, we may restrict our attention to tame link classes.

Given a generalized link L , only variations preserving the endpoint constraints should be allowed. A vectorfield $\xi \in \text{VF}(L)$ is said to be *compatible* with the constraints if it is tangent to M_x at each endpoint $x \in \partial L$. We write $\text{VF}_c(L)$ for the space of all compatible vectorfields.

Given a set of obstacles $g_j < 0$ and a link L , we write

$$O(L) := \min_j \min_{x \in L} g_j(x).$$

Then L avoids the obstacles g_j if and only if $O(L) \geq 0$. We define the wall struts of L by

$$\text{Wall}_j(L) := L \cap \{g_j = 0\}, \quad \text{Wall}(L) = \bigsqcup_j \text{Wall}_j(L).$$

This incorporates those parts of L on the boundary of the obstacle, but is not strictly speaking a subset of L since one point $x \in L$ might be in several of the Wall_j . When $O(L) = 0$, by Clarke's Theorem 3.1 we have

$$\delta_\xi^+ O(L) = \min_j \min_{x \in \text{Wall}_j(L)} \langle \xi_x, \nabla_x g_j \rangle.$$

Again, we collect the various derivatives appearing on the right-hand side into a rigidity operator $A_W : \text{VF}_c(L) \rightarrow C(\text{Wall}(L))$ on wall struts, given by

$$A_W \xi(x) := \langle \xi_x, \nabla g_j \rangle$$

when $x \in \text{Wall}_j$. Its adjoint A_W^* is then

$$\begin{aligned} \int_L \xi \, dA_W^*(\mu) &= \int_{\text{Wall}(L)} A_W \xi \, d\mu \\ &= \sum_j \int_{x \in \text{Wall}_j(L)} \langle \xi_x, \nabla_x g_j \rangle \, d\mu(x). \end{aligned}$$

We also have corresponding definitions for locally minimal, strongly critical, and critical configurations of L :

Definition. We say that a generalized link L is a *local minimum* for length when constrained by GThi if we have $\text{Len}(L') \geq \text{Len}(L)$, for all sufficiently C^0 -close links L' with the same obstacle and endpoint constraints and with $\text{GThi}(L') \geq \text{GThi}(L)$. We say L is *strongly critical* (respectively, is *critical*) for minimizing length when constrained by GThi if there is $\varepsilon > 0$ such that for all compatible smooth ξ with $\delta_\xi \text{Len} = -1$, the quantity

$$\min(\delta_\xi^+ \text{GThi}(L), \delta_\xi^+ O(L))$$

is at most $-\varepsilon$ (respectively, is negative).

As in our discussion of Kuhn–Tucker, these notions will be equivalent only under a regularity assumption corresponding to the constraint qualification of Mangasarian and Fromovitz [MF67]:

Definition. A generalized link L is *GThi-regular* if there is a *thickening field*, meaning a smooth compatible η for which $\delta_\eta^+ \text{GThi}(L) > 0$ and $\delta_\eta^+ O(L) > 0$.

Note that, while we require η to strictly increase GThi and to move away from the obstacle, both to first order, there is no corresponding requirement for the endpoint constraints, since they are linear *equality* constraints instead of nonlinear inequality constraints.

We can now prove a generalization of Proposition 6.6:

Proposition 8.1. *If a generalized link L is a GThi-regular local minimum when constrained by GThi, then L is critical. Also, if L is GThi-regular and critical when constrained by GThi, then it is strongly critical.*

Proof. The regularity of L means there exists a thickening field $\eta \in \text{VF}_c(L)$. We may assume $\delta_\eta \text{Len}(L) > 0$ for otherwise L is neither minimal nor critical; we then scale η so that $\delta_\eta \text{Len}(L) < 1$.

Suppose that L is a local minimum but not critical. Then for some compatible vectorfield ξ we have $\delta_\xi \text{Len}(L) < 0$ while $\delta_\xi^+ \text{GThi}(L) \geq 0$ and $\delta_\xi^+ O(L) \geq 0$. For small $t > 0$, consider the links $L_t = L + t(\xi + \epsilon\eta)$. Then

$$\left. \frac{d\text{Len}(L_t)}{dt^+} \right|_{t=0} = \delta_\xi \text{Len}(L) + \epsilon \delta_\eta \text{Len}(L).$$

We choose $0 < \epsilon < -\delta_\xi \text{Len}(L) / \delta_\eta \text{Len}(L)$, so this derivative is negative at time 0. Thus for small t , the L_t have length less than $\text{Len}(L)$, contradicting minimality if they obey our constraints. But

$$\left. \frac{d\text{GThi}(L_t)}{dt^+} \right|_{t=0} > 0, \quad \left. \frac{dO(L_t)}{dt^+} \right|_{t=0} > 0,$$

and the endpoint constraints are linear, so the links L_t meet all our constraints for small $t > 0$.

Now suppose that L is critical without being strongly critical. Then there exists a sequence of compatible vectorfields $\xi_i \in \text{VF}_c(L)$ with $\delta_{\xi_i} \text{Len}(L) = -1$ but with either $\delta_{\xi_i}^+ \text{GThi}(L) \rightarrow 0$ or $\delta_{\xi_i}^+ O(L) \rightarrow 0$. Then we observe that $\delta_{\eta+\xi_i} \text{Len}(L) < 0$ for all i , while by Corollary 3.3 either

$$\lim_{\eta+\xi_i} \text{GThi} \geq \delta_\eta^+ \text{GThi} > 0$$

or

$$\lim_{\eta+\xi_i} O \geq \delta_\eta^+ O > 0.$$

Taking i large enough that one of these quantities is already positive, we get a contradiction to the criticality of L . \square

So far, this development has paralleled that of Section 6; we now diverge from our previous course. Earlier, we saw that every closed link is GThi-regular: rescaling always provides a thickening field. In the generalized setting, this is no longer the case. Thus minimality no longer implies criticality.

Example 8.2. To give a specific example, rotate the constraints of Example 5.1 around the z -axis to give obstacles $g_1 = (x^2 + y^2 - 1)^3 - z < 0$ and $g_2 = z < 0$ for an unknot L . The unit circle in the xy -plane is on the boundary of both obstacles, and is clearly the minimum-length configuration in its homotopy class. However, it is not critical: shrinking it toward the origin will reduce its length to first order; the constraint $g_1 \geq 0$ is now violated, but not to first order.

Further, criticality and strong criticality may be different: if we allowed infinitely many obstacles, we could construct critical, but not strongly critical links by following the lead of Example 5.6. (If we do *not* allow infinitely many obstacles, then an open question remains: is strong criticality a stronger assertion than criticality?)

Example 8.3. To justify our emphasis on strong criticality (rather than restricting our attention to regular, critical links) we also note that it is easy to construct strongly critical links that are not regular; simply take $g_1(x, y, z) = x^2 + y^2 - 1$ (so the excluded region is the infinite cylinder around the z -axis), $g_2 = -g_1$, and L to be the unit circle in the xy -plane. This link is trapped on the cylinder $g_1 = 0 = g_2$, so it has no thickening field. On the other hand, it is clearly strongly critical.

Now we are ready to extend our Gehring balance theorem to the generalized setting. We will accommodate the endpoint constraints by restricting our attention to compatible vectorfields. Our other constraints are then $\text{Dist} \geq 1$ on $L^{(2)}$ and $g_j \geq 0$ along L . The set Y of active constraints or struts then consists of the Gehring struts together with the wall struts.

Theorem 8.4. *A generalized link L is strongly critical for Gehring ropelength if and only if there is a positive Radon measure μ on $\text{GStrut}(L) \sqcup \text{Wall}(L)$, such that*

$$-\mathcal{K} = (A_G \oplus A_W)^* \mu$$

as linear functionals on $\text{VF}_c(L)$. This means that $-\mathcal{K}$ and $(A_G \oplus A_W)^ \mu$ agree as forces along L except at endpoints $x \in \partial L$, where they may differ by an atomic force in the direction normal to M_x .*

Proof. This is again a straightforward application of our Theorem 5.4. We use

$$X = \text{VF}_c(L), \quad Y = \text{GStrut}(L) \sqcup \text{Wall}(L).$$

In Theorem 5.4 we then use $f = \delta \text{Len}$ and $A = A_G \oplus A_W$, the direct sum of the rigidity operators on Gehring struts and wall struts. \square

Remark 8.5. We can ignore the endpoints $x \in \partial L$ when applying this theorem, as long as the link L meets each endpoint constraint M_x normally. We know of no examples of Gehring-critical generalized links where this is not the case.

To understand the interplay between Gehring and wall struts, we now offer a simple example of a Gehring-balanced generalized link L with nonempty ∂L needing nonzero force on the wall struts.

Example 8.6. Cut the simple chain of Figure 6 by parallel planes through s_1 and s_2 with normal vector $c_1 - c_2$, and let L be the part of the chain lying between the two planes. This generalized link includes two semicircles with endpoints normal to the planes, and also the inner stadium curve, which is tangent to the planes at s_1 and s_2 . We let the planes bound an obstacle, forcing L to stay between the planes, and we use them also as endpoint constraints. Then L is Gehring-balanced: though the semicircles now exert a net outward force on s_1 and s_2 , this is balanced by wall struts at these points. And the internal balance for the stadium curve remains the same.

9. THE TIGHT GEHRING CLASP

The tight configurations of Section 7 were the simplest closed links we could imagine: the Hopf link, and various connect sums of Hopf links in which each component is still a convex plane curve. But there is an even simpler interaction between two ropes, the *clasp* formed when one rope is pulled taut over another, as at the junctions of a woven net, or when a bucket is lifted from a well by passing a rope through its rope handle. We can model a single clasp as a generalized link with endpoint constraints.

To define the *simple clasp*, fix two parallel planes P and \tilde{P} at least 2 units apart. Then take two unknotted arcs γ and $\tilde{\gamma}$ that lie between the planes, with the endpoints of γ constrained to lie in P and those of $\tilde{\gamma}$ in \tilde{P} . Let the complement of the slab between P and \tilde{P} be an obstacle for the generalized link $\gamma \cup \tilde{\gamma}$, and select the isotopy class of such links shown in Figure 10. This is the class where closing each arc in the plane of its endpoints would produce a Hopf link.

It is natural to assume that the minimizing configuration for this problem would consist of semicircular arcs passing through each others' centers, together with straight segments joining the semicircles to the constraint planes, much like the Hopf chain of Example 7.1. But this *naive clasp* is not balanced: each semicircle focuses its curvature force on the tip of the other, and there is no way to balance these forces (as the isolated strut carrying an atom of compressive force did in the Hopf chain). The naive clasp is thus not minimizing, though we will see it is very close: the critical configuration we construct here is only half a percent shorter.

Example 9.1. Suppose the horizontal planes P and \tilde{P} in the definition of the simple clasp are taken instead to be only one unit apart. Consider the configuration where the curves γ and $\tilde{\gamma}$ are semicircles in perpendicular vertical planes. The curvature of each semicircle can be balanced by uniform strut tension, transmitting a net vertical force

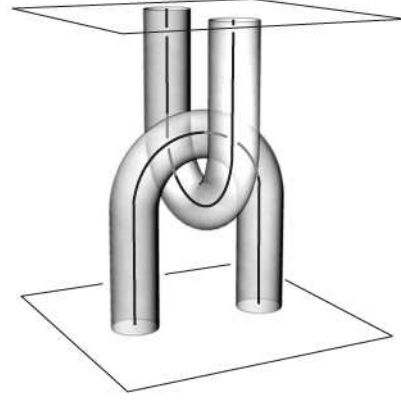


Figure 10: The simple clasp has two components, one attached at both ends to the ceiling and the other to the floor, linked with one another as shown. The configuration shown, with each component consisting of a semicircle joined to two straight segments, is neither critical nor minimal.

to the tip of the other semicircle. That vertical force can be balanced by a wall strut at each tip. Therefore, this configuration is critical for Gehring ropelength.

In the case of interest, where P and \tilde{P} are far apart and there are no wall struts to balance the tips, we must look harder for a solution. We will now construct critical configurations, constrained by the Gehring thickness $GThi$, for the simple clasp problem and for a family of related problems where the ends of the ropes are pulled apart as in Figure 11. These solutions minimize length under natural symmetry assumptions, and we believe they are the global minimizers even without imposed symmetry. Below in Section 10, we will construct a critical configuration of the Borromean rings that contains portions of these clasp curves. Thus, a thorough understanding of these generalized links will aid us in understanding that more complicated closed link.

Symmetry Conditions. We describe configurations of the clasp where the two components are congruent plane curves, lying in planes perpendicular to each other and to the constraint planes. To fix these symmetries in coordinates, let the constraints be the planes $z = \pm C$, and let the component γ lie in the xz -plane while $\tilde{\gamma}$ lies in the yz -plane. The clasp has mirror symmetry across each of these planes (preserving each component). It also has a symmetry interchanging the two components, which we denote $p \mapsto \tilde{p}$, given by fourfold rotation about the z -axis together with reflection across the xy -plane. These symmetries generate a point group of order eight in $O(3)$ whose Conway–Thurston orbifold notation (see [CDFHT01, CS03]) is $2*2$. Algebraically it is isomorphic to D_4 .

The argument we present below to derive the Gehring-critical clasps can easily be extended to show these are the unique critical configurations among curves with this $2*2$ symmetry. We omit the details, however, because we know of no way to show that the overall minimizers must have this symmetry. If one could prove this, it would then follow that our clasps are the minimizers.

A convenient parametrization. Our symmetry assumptions mean that the clasp is described by the shape of half of the component γ , from its *tip* along the z -axis into the $x > 0$ half-plane and up to the plane P . This consists of a curved arc near the tip joined to a straight segment near P . Since the curved arc is strictly convex, we can parametrize it by the angle φ made by its tangent vector above the horizontal, as in Figure 12. In fact, we will use the sine of this angle, $u = \sin \varphi$, as our parameter. Thus in the simple clasp, for $u \in [0, 1]$ we write

$$\begin{aligned}\gamma(\pm u) &= (\pm x(u), 0, z(u)), \\ \tilde{\gamma}(\pm u) &= (0, \pm x(u), -z(u)).\end{aligned}$$

Elementary calculations show the following:

Lemma 9.2. *For a convex curve γ in the xz -plane, parameterized by the sine u of its direction $\varphi \in [-\frac{\pi}{2}, \frac{\pi}{2}]$, the arclength s satisfies*

$$ds = \sec \varphi dx = \csc \varphi dz = \frac{du}{\kappa \sqrt{1-u^2}},$$

where the curvature κ is given by

$$\kappa = \frac{d\varphi}{ds} = \frac{du}{dx}.$$

□

Other clasp problems. For the simple clasp described above, each component turns a total of 180° , meaning that u ranges from -1 , through 0 at the tip, to 1 . We can also consider more general clasp problems where the four ends of rope are not vertical (being attached to horizontal planes) but instead are pulled out at some angle (being attached to tilted planes).

Given $0 \leq \tau \leq 1$, we define the τ -clasp to be a problem like the simple clasp where the arc γ starts at $u = -\tau$ and then turns through angle $2 \arcsin \tau$ to reach $u = \tau$. Our critical τ -clasps have the same $2*2$ symmetry as the simple clasp. To put the τ -clasp into our framework of generalized links, we constrain the four endpoints to four planes, each making angle $\arcsin \tau$ with the vertical, as in Figure 11. The complement of the tetrahedron formed by these four planes acts as an obstacle for both curves. The simple clasp is the τ -clasp with $\tau = 1$, where the tetrahedron degenerates to a slab.

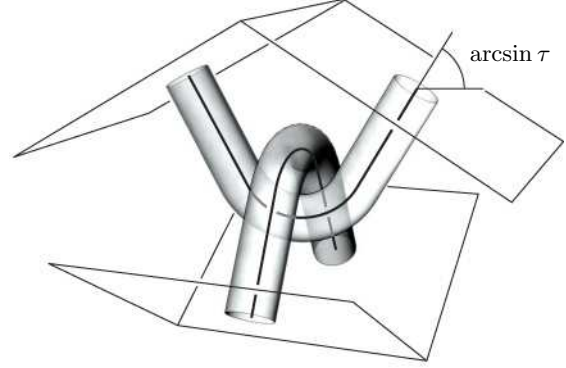


Figure 11: In this variant of the simple clasp problem, the endpoints of the two ropes are constrained to lie in four planes whose normals make angle $\arcsin \tau$ with the horizontal. The parameter $u = \sin \varphi$ ranges from $-\tau$ to τ along each arc, as shown at the end of the top right arc. If extended, the four planes shown would form the sides of a tetrahedron; both arcs are constrained to stay within this tetrahedron.

Struts between perpendicular planes. Whenever two curves in perpendicular planes are connected by a Gehring strut, elementary trigonometry gives us first order information about the curves at both endpoints. We state a general lemma, which we will use here for the clasp and again for the Borromean rings.

Let P_1 and P_2 be two planes meeting perpendicularly along a line ℓ , and let $\gamma_i \subset P_i$ be two components of a link. At a point $p_i \in \gamma_i$, we write x_i for the distance from p_i to ℓ , and u_i for the cosine of the angle between ℓ and the line tangent to γ_i at p_i . These quantities generalize the x and u of Lemma 9.2 above.

Lemma 9.3. *Let γ_1 and γ_2 be two components of a link L , lying in perpendicular planes. Suppose there is a strut $\{p_1, p_2\}$ of length 1 connecting these components. Then in the notation of the previous paragraph we have $0 \leq x_i \leq u_i \leq 1$, and any two of the numbers x_1, x_2, u_1, u_2 determine the other two, according to the formulas*

$$\begin{aligned}x_i^2 &= 1 - \frac{x_j^2}{u_j^2} = \frac{u_i^2(1 - u_j^2)}{1 - u_i^2 u_j^2}, \\ u_i^2 &= \frac{1 - x_j^2/u_j^2}{1 - x_j^2} = \frac{x_i^2}{1 - x_j^2},\end{aligned}$$

where $j \neq i$.

Proof. Picking cartesian coordinates such that ℓ is the z -axis and P_i are coordinate planes, we find the strut difference vector $p_1 - p_2$ is $(x_1, x_2, \Delta z)$, for some number

Δz . Since this strut has length 1 and is perpendicular to each γ_i , we have

$$\Delta z^2 + x_1^2 + x_2^2 = 1, \quad \Delta z = x_i \frac{u_i}{\sqrt{1 - u_i^2}}.$$

Simple algebraic manipulations, eliminating Δz , lead to the equations given. \square

Note that the condition $x_i \leq u_i$ is exactly the condition that the unit normal circle around p_i intersect P_j ; the two points of intersection are mirror images (across P_i), with the same x_j and u_j values. Also note that we don't need to have $\gamma_i \subset P_i$ in the lemma; it suffices that γ_i be tangent to P_i at p_i .

Whenever we have a pair of curves in perpendicular planes, which stay a constant distance 1 apart, we can apply this lemma everywhere along the curves. Each curve γ_i is determined as the intersection of the plane P_i with the unit-radius tube around the other curve γ_j . This will be the situation for the clasp.

The balancing equations for the clasp. By Theorem 8.4, in a critical clasp the curvature force along γ must be balanced by struts to $\tilde{\gamma}$. In particular, almost every point (indeed, since the set of struts is closed, *every* point) $\gamma(u)$ along the curved arc of γ must have a strut to some point $\tilde{\gamma}(u^*)$. Then by symmetry we actually have what we call 2-to-2 contact: there are struts from $\gamma(\pm u)$ to $\tilde{\gamma}(\pm u^*)$. Here the two points $\tilde{\gamma}(\pm u^*)$ must be the intersection of the unit normal circle around $\gamma(u)$ with the yz -plane, implying that $u^* \in [0, 1]$ is uniquely determined for each u . We will refer to $\gamma(u)$ and $\tilde{\gamma}(u^*)$ as *conjugate points* on the τ -clasp. Lemma 9.3 applies to any pair of conjugate points, with $u_1 = u$, $u_2 = u^*$ and $x_i = x(u_i)$.

Lemma 9.4. *Suppose γ is a plane curve, symmetric across a line ℓ in the plane. Consider the net curvature force of a mirror image pair of infinitesimal arcs of γ . This acts in the direction of the line ℓ , with magnitude $2|du|$. Here the function u is defined along γ as the cosine of the angle ψ between ℓ and the tangent line to γ .*

Proof. One infinitesimal arc has net curvature force $\kappa N ds = N d\psi$. When this is added to the mirror image force, only the component along ℓ survives. We get magnitude $2|\sin \psi d\psi| = 2|du|$. \square

Suppose now we have a symmetric configuration of the clasp where the curved arcs of the two components stay a constant distance 1 apart. By symmetry we get the 2-to-2 strut pattern described above. Assuming the straight ends of each component meet the constraint planes perpendicularly, our balance criterion Theorem 8.4 says that strong criticality is equivalent to the

statement that the net vertical curvature force exerted by the arcs at $\gamma(\pm u)$ balances that of the conjugate arcs at $\tilde{\gamma}(\pm u^*)$. That is, using Lemma 9.4, for a critical clasp we must have $|du| = |du^*|$, meaning that either $u - u^*$ or $u + u^*$ is constant.

If $u - u^*$ were constant, by symmetry it would be zero, and our equations would describe a pair of half-ellipses, with horizontal major axis $\sqrt{2}$ and vertical minor axis 1. On these curves, corresponding points $\gamma(u)$ and $\tilde{\gamma}(u)$ are always at distance 1 from each other, but these are *maxima* for the distance between components, rather than minima. This configuration has $G\text{Thi} < 1$, and is not $G\text{Thi}$ -critical: the pairs $\{\gamma(u), \tilde{\gamma}(u)\}$ are not struts.

Instead we must have that $u + u^*$ is constant. To find the constant, note that on the τ -clasp, the tip of γ (at $u = 0$) is joined by a strut to the end of $\tilde{\gamma}$ (at $u^* = \tau$); thus $u + u^* = \tau$. This equation holds when $0 \leq u, u^* \leq \tau$; to allow for negative values (parametrizing the whole clasp curve) we write

$$|u| + |u^*| = \tau.$$

We can now give an explicit description of our critical τ -clasp:

Theorem 9.5. *Let $\tau \in [0, 1]$, and let $\gamma = \gamma_\tau$ be the curve in the xz -plane given parametrically for $u \in [-\tau, \tau]$ by*

$$x = x_\tau(u) := \frac{u\sqrt{1 - (\tau - |u|)^2}}{\sqrt{1 - u^2(\tau - |u|)^2}},$$

$$z = z_\tau(u) := \int \frac{dz}{dx} dx = \int \frac{u}{\sqrt{1 - u^2}} \frac{du}{\kappa_\tau(u)},$$

where

$$\kappa_\tau(u) := \frac{\sqrt{(1 - u^2(\tau - |u|)^2)^3 (1 - (\tau - |u|)^2)}}{1 - (\tau - |u|)^2 + (\tau - |u|)|u|(1 - u^2)}$$

and the constant of integration for z is chosen so that

$$z(0) + z(\tau) = -\sqrt{1 - \tau^2}.$$

*Then the union of γ with its image $\tilde{\gamma}$ under the symmetry group $2*2$ described above is a τ -clasp that is strongly critical for Gehring ropelength. The curvature of γ is $\kappa(u)$ above, and the total length of the curved part of γ is*

$$\int_{-\tau}^{\tau} \frac{du}{\kappa_\tau(u)\sqrt{1 - u^2}}.$$

Proof. The proposition follows from the foregoing discussion, after substituting $u^* = \tau - |u|$ into the equations of Lemma 9.3, and using Lemma 9.2. To get the constant

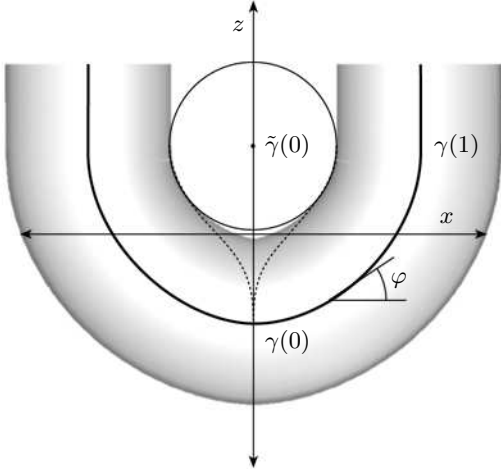


Figure 12: This is an accurate plot of the Gehring-critical simple clasp γ given by Theorem 9.5. Here $u = \sin \varphi$ ranges from -1 to 1 over the curved portion of γ . The tip $\tilde{\gamma}(0)$ of the other component is shown above γ on the z -axis, along with the (dotted) circular cross-section of the tube of unit diameter around $\tilde{\gamma}$. The curved lines extending down from the sides of this cross-section are the lines of contact between the shaded tube around γ and the front half of the tube around $\tilde{\gamma}$. Symmetric lines of contact extend behind the shaded tube, realizing the 2-to-2 contact pattern we have described. Finally, we see a small gap between the tubes, explored in more detail in Figure 14.

of integration for z , we note that the strut from $\gamma(0)$ to $\tilde{\gamma}(\tau)$ has height given (as in the proof of Lemma 9.3) by

$$\Delta z = \sqrt{1 - x_\tau(0)^2 - x_\tau(\tau)^2} = \sqrt{1 - 0 - \tau^2}.$$

□

Although the formulas we have given for $z_\tau(u)$ and for arclength both involve hyperelliptic integrals not expressible in closed form, it is straightforward to integrate them numerically; we have plotted our critical configuration of the simple ($\tau = 1$) clasp in Figure 12.

As we mentioned in our introduction, Starostin has given [Sta03] an independent derivation—using a form of balancing for smooth curves—of these same τ -clasp configurations (as well as the family of stiff clasps we will consider in [CFK⁺]). Starostin does not prove that these configurations are critical for Gehring ropelength.

The geometry of the Gehring clasp. We now examine the curvature and other geometric features of the critical clasps given in Theorem 9.5. Each component of the critical τ -clasp is a C^1 join of four analytic pieces: a straight segment, then $\gamma[-\tau, 0]$, then $\gamma[0, \tau]$, and finally another straight segment. Where the curved arcs join the straight

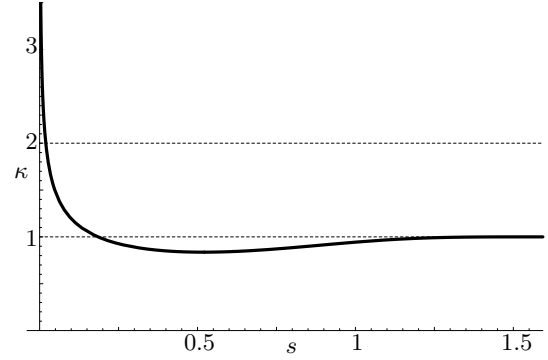


Figure 13: The graph shows the curvature κ of the Gehring 1-clasp as a function of arclength. The curvature blows up at the tip: this curve is only $C^{1,2/3}$. The unit-diameter thick tube around the curve forms a cusp near the tip, when the curvature exceeds 2. From the tip, curvature decreases rapidly to its minimum, and then increases again to the limiting value of $\kappa = 1$ at the end. Thus the clasp curve, at its end, agrees to second order with the naively expected unit circle around the tip of the other component, as is suggested in Figure 12.

segments at $u = \pm\tau$, the curvature $\kappa(u)$ approaches 1; at these points, our critical clasp agrees to second order with the naively expected circular arcs.

The maximum curvature $\kappa(0) = 1/\sqrt{1 - \tau^2}$ occurs at the tip. For $\tau < 1$, this is finite, and our τ -clasp is $C^{1,1}$. But for $\tau = 1$, the curvature blows up (like $|s|^{-1/3}$) at the tip. In Figure 13 we plot the curvature $\kappa(u)$ for our Gehring simple clasp. This curve is $C^{1,2/3}$ (and is also in the Sobolev space $W^{2,3-\varepsilon}$ for all $\varepsilon > 0$) but has no higher regularity.

In Proposition 6.5, we proved that Gehring-critical curves are C^1 . It would be interesting to find out whether all Gehring-critical curves are $C^{1,2/3}$; perhaps the simple clasp exhibits the worst possible behavior.

In Example 7.5, we saw Gehring-critical curves which fail to have positive thickness in the ordinary sense of [CKS02] because one component is nonembedded. The Gehring simple clasp fails to have positive thickness for a different reason: its curvature is unbounded. In [CFK⁺] we will consider a family of thickness measures with a variable stiffness parameter λ . In these measures, a unit-thickness curve has curvature bounded below $2/\lambda$. For any nonzero λ , we see that the critical simple clasp must be different from the Gehring clasp, and must instead include an arc of this maximum allowed curvature.

One of the most interesting features of the clasp is the gap between the two components of the clasp. The distance between the tips of γ and $\tilde{\gamma}$ is $z(\tau) - z(0) + \sqrt{1 - \tau^2}$ (written in this way to be independent of the




Figure 14: We see three views of the gap chamber between the two tubes in the Gehring clasp with $\tau = 1$. On the left, we see an exploded view with the two tubes and the gap chamber floating between them. In the medium closeup in the center, we see the chamber in place between the (now transparent) tubes. On the right, we see an extreme closeup of the center of the gap chamber. Its height at the center (about 0.05639) is the distance between the tubes at the tips of the clasp. The grid in the center and right pictures is a square grid projected from the xy -plane. On the right, we see a tiny ridge running from left to right along the surface of the chamber; this is a cusp formed by the folding of the tube surface that happens when the curvature of the clasp rises above 2 (cf. Figure 13). We do not know whether this gap chamber forms in clasps of physical rope; it would be very interesting to find out.

constant of integration for z). This is an increasing function of τ , close to 1 when τ is small, but increasing to 1.05639 at $\tau = 1$. Thus, in the Gehring simple clasp, the gap between the thick tubes around the two components, at their tips, is almost 6% of their diameter.

These thick tubes contact each other at the midpoints of the Gehring struts. Topologically, the set of struts forms a loop. Their midpoints form a loop in space with four vertical cusps, as seen in Figures 12 and 14, the line of contact of the two tubes. Alternatively, we can plot the loop of struts as pairs of arclength coordinates on the two components, as in Figure 15. The solid tubes divide the rest of the ambient space into two regions: one infinite component around the outside of the clasp, and one small chamber sitting in the gap between the tips, shown in Figure 14. To give a sense of scale, the gap chamber has a substantial surface area of about 1.10, equal to the area of a section of tube of length more than $1/3$. However, the chamber is very thin, resulting in a volume of only 0.01425.

Length comparison with the naive clasp. Earlier, we described the naive circular configuration for the simple clasp. Similarly, in what we call the *naive τ -clasp*, each component is built from straight segments (normal to the constraint planes) and a unit-radius arc (of angle $2\arcsin\tau$ and centered at the tip of the other component). As we saw for $\tau = 1$, this configuration is not Gehring-critical: there is no way to balance the forces concentrated on the tips, unlike in Examples 7.1 and 9.1, which had extra struts.

Our critical τ -clasps (which we expect are the global minima for length) are indeed slightly shorter than the naive configurations. The total length of a clasp depends, of course, on the position of the bounding planes. Thus

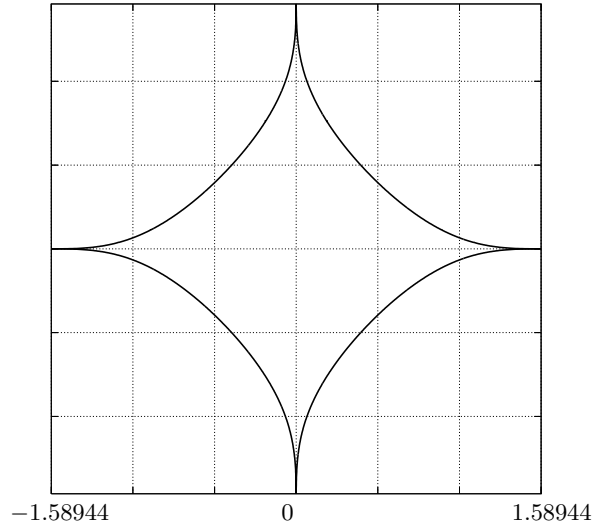


Figure 15: The graph shows the strut set for the Gehring 1-clasp, where each strut is plotted according to the arclength of its ends on the two components of the clasp (measured from the tip $s = 0$). There is a closed loop of struts, with four cusps at the tips and shoulders of the clasp arcs. We hope this explicit strut set will help in verifying the accuracy of numerically computed strut sets for ropelength minimizers, such as those in [CLMS05].

to compare the lengths of the naive clasp and our critical clasp in a meaningful way, we introduce the notion of excess length. The infimal possible length of a τ -clasp with no thickness constraint is easily seen to be four times the inradius of the bounding tetrahedron. (In the case $\tau = 1$ this is twice the thickness of the bounding slab.) The *excess length* of any given clasp is the amount by which its




Figure 16: Our critical configuration B_0 of the Borromean rings, shown on the left with tubes of diameter $2/5$ and on the right with thick tubes of diameter 1. This configuration is very slightly shorter than the piecewise-circular version in [CKS02]. As in that version, the core curve of this tube has discontinuous curvature, for instance at the “jump point” where the curve switches from convex to concave.

length exceeds this value.

For $\tau = 1$, the naive clasp has excess length $2\pi - 2$, since two unit semicircles replace two straight segments of unit length. Numerical integration reveals the excess length of our critical 1-clasp to be 4.262897 (accurate to the number of digits shown). It is thus about 0.020288, or half a percent, shorter. In general, the excess length of the naive τ -clasp is $4 \arcsin \tau - 2\tau$, while the excess length of our critical τ -clasp equals the total length of the curved parts minus 2τ times the inter-tip distance. The maximum percentage savings, about 0.518%, occurs for $\tau \approx \sin(80^\circ)$.

10. THE BORROMEAN RINGS

The original Gehring link problem was solved by the Hopf link made from a pair of circles through each other’s centers. We have already generalized this to a three component link in one way: the simple chain made from circles and stadium curves of Section 7. But the simple chain is just a connect sum of Hopf links, and so the minimizing configuration shares much of its geometry with the original Gehring solution.

We now construct a proposed minimizer for a more interesting Gehring problem—the Borromean rings. Among the three prime six-crossing links of three components, the Borromean rings (shown in Figure 16) is the one which is *Brunnian*, meaning that if any one component is removed the remaining components are unlinked. Milnor’s μ -invariant classifies three-component Brunnian link-homotopy types, and the Borromean rings is the first nontrivial example.

In this section, we describe (Theorem 10.2) a critical configuration B_0 of the Borromean rings. Numerical simulations with Brakke’s *Evolver* [Bra92] suggest that this configuration B_0 is in fact the ropelength-minimizing Borromean rings. We will see below that the curvature of B_0 stays below 1.534; this means (as we show in [CFK⁺]) that B_0 is also a critical point for length when constrained by the ordinary thickness measure of [CKS02] instead of by Gehring thickness. In [CKS02], we described a similar configuration B_2 of the Borromean rings, built entirely from arcs of unit circles. Theorem 6.1 shows that B_2 is not Gehring-critical, and we compute that B_0 is 0.08% shorter.

Symmetry and convexity. Our configurations B_0 and B_2 of the Borromean rings are quite similar, and in particular have the same symmetry and convexity properties, which we now define. The three congruent components lie (respectively) in the three coordinate planes; reflection across any one of these planes is a symmetry of the link preserving each component. A further symmetry, which cyclically permutes the three components, is given by 120° rotation about the $(1, 1, 1)$ axis; we write this rotation as

$$p \mapsto \tilde{p} \mapsto \hat{p} \mapsto p.$$

These symmetries generate the *pyritohedral* point group of order 24 in $O(3)$ whose Conway–Thurston orbifold notation (see [CDFHT01, CS03]) is $3*2$. Algebraically it is isomorphic to $\pm A_4$, and in cartesian coordinates it is most naturally seen as the wreath product $\{\pm 1\} \wr C_3$.

Any symmetric configuration of the Borromean rings is the image under the pyritohedral group of a single embedded arc in the closed positive quadrant of the xy -plane, extending from a point I on the x -axis to a point T on the y -axis. Conversely, given any such arc IT , its images under $3*2$ will form a link isotopic to the Borromean rings, as long as T and I are not at the same distance from the origin. We will assume that $|I| < |T|$ and will call I the intip while T is the tip. To make the link C^1 , the arc IT must be C^1 and must meet the axes perpendicularly at its endpoints.

The only other points of the link in this quadrant of the xy -plane are \tilde{I} and \hat{T} ; they will be important in the following discussion.

The arcs IT of interest to us consist of a small concave piece near the intip joined to a large convex piece ending at the tip, as shown in Figure 17. That is, there is a jump point $J \in IT$ such that the arc IJ is strictly concave, while JT is strictly convex. As in our discussion of the clasp, we will parametrize IJ by the angle ψ (less than $\frac{\pi}{2}$) that its tangent vector makes to the right of the vertical, or by $v = \sin \psi$. Here v ranges from 0 at I to

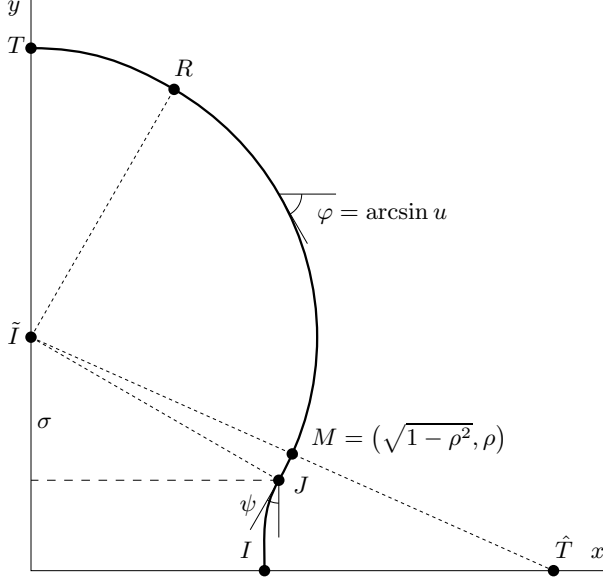


Figure 17: Any configuration B of the Borromean rings with $3*2$ symmetry is generated by a planar arc IT . We consider arcs where IJ is concave and JT is convex. The other points of B in this quadrant are the rotation images \tilde{I} and \hat{T} of I and T . In our configurations, there are points M and R such that JR is part of the unit circle around \tilde{I} , and M is the midpoint between \tilde{I} and \hat{T} . The four dotted lines are thus struts of length 1. The height difference from J to \tilde{I} is $\sigma = \sin \psi(J)$ as delineated by the horizontal dashed line, and the coordinates of M are given in terms of $\rho = \sin \psi(M) = -\cos \varphi(M)$.

some value σ at J , which will be one of the fundamental parameters for the curves we describe.

Along the convex arc JT we can still define $v = \sin \psi$, which now decreases from σ through 0 to -1 . But we also use the angle $\varphi = \frac{\pi}{2} + \psi$, the angle above the horizontal made by the tangent vector to JT . Since our curve is C^1 , we have $\varphi(J) = \frac{\pi}{2} + \arcsin \sigma$ and $\varphi(T) = 0$. In the curves we describe, some initial subarc JR of JT is part of the unit circle around \tilde{I} ; we have $\varphi(R) \leq \frac{\pi}{2}$ so that along RT we can also use the parameter $u = \sin \varphi$.

Finally, to achieve a force balance we will find it necessary that some point M along the circle JR has a strut to \hat{T} as well as to \tilde{I} . This lets us transmit some force from the large convex arc of one component to the smaller concave arc of another, indirectly through the third component. In the xy -plane, we find that M is the midpoint of the segment $\tilde{I}\hat{T}$, and thus if we set $\rho := \sin \psi(M) \leq \sigma$ we have

$$\tilde{I} = (2\rho, 0), M = (\rho, \sqrt{1-\rho^2}), \hat{T} = (0, 2\sqrt{1-\rho^2}).$$

The configuration built from circular arcs. The con-

figuration B_2 we described in [CKS02] is generated by an arc IT of this form. In B_2 , we have $R = T$, so that the entire convex arc JT is part of the unit circle around \tilde{I} . Furthermore, the concave arc IJ is also part of a unit circle, centered at \hat{T} . This implies that $M = J$ and $\sigma = \rho =: \rho_2$, determined by the fact that I and \hat{T} are at unit distance, meaning $2\rho_2 + 1 = 2\sqrt{1-\rho_2^2}$. As we computed in [CKS02], the total length of B_2 is then $6\pi + 24 \arcsin \rho_2 \approx 29.0263$.

This configuration is not balanced (and thus not critical) for Gehring ropelength. To balance the curvature forces of the circular arcs, the fans of struts to their centers would have to carry force proportional to arclength. But these struts would then concentrate outward force on the tips and inward force on the intips; there are no further struts to balance these forces. This is like the picture for the naive clasp—all the force is concentrated on the tips. As for the clasp, the tips in the Gehring-critical configuration will be further apart.

In [CFK⁺], we introduce a family of thickness measures with variable stiffness. For stiffness 2 (meaning that the curves cannot have osculating circles of diameter less than 2) we will see that B_2 is balanced and hence critical for ropelength. Because the circular arcs have exactly the maximum allowed curvature, we will see that their curvature force need not be balanced pointwise, but only in total. Outward strut force on their midpoints (the tips and intips) can in a sense be spread out to balance the curvature all along the arc. Because $\rho_2 \neq 45^\circ$, however, there is an imbalance of total curvature forces between the convex and concave arcs. Thus our balancing measure will need an atom of force on the special colinear struts $\{\tilde{I}, M\}$ and $\{M, \hat{T}\}$; this transmits force from \hat{T} through M to \tilde{I} .

The critical configuration. To get a balanced configuration B_0 of the Borromean rings, we have to replace the concave circular arc IJ (and part of the convex arc) by a Gehring clasp arc. Suppose IJ is part of a τ -clasp for some $\tau \geq \sigma$. We will now describe a configuration determined by certain values of our three parameters

$$0 \leq \rho \leq \sigma \leq \tau \leq 1,$$

a particular curve of the class illustrated in Figure 17.

First, the arc IJ is the piece $v \in [0, \sigma]$ of the τ -clasp, translated out along the x -axis until its tip I is at $(2\rho, 0, 0)$. Next, JMR is an arc of the unit circle around \tilde{I} , with $v(J) = \sigma$, $v(M) = \rho$ and $u(R) = \tau$. Note that to get these arcs to match up at J , we will need two conditions on our parameters ρ , σ and τ . Finally to define the remaining arc RST , consider the image $\tilde{I}\tilde{J}\tilde{M}$ of IJM , rotated into the yz -plane. Then RST is conjugate to $\tilde{I}\tilde{J}\tilde{M}$ in the sense of Lemma 9.3: it is the intersection

of the unit-radius tube around $\tilde{I}\tilde{J}\tilde{M}$ with the xy -plane, with S defined to be the point conjugate to \tilde{J} . Figure 18 shows the arc IT and its two rotated images, that is, the part of B_0 lying in the positive orthant in space.

Lemma 10.1. *Suppose the parameters $0 \leq \rho \leq \sigma \leq 1$ satisfy the two equations*

$$0 = 2\rho - \sqrt{1 - \sigma^2} + \int_{u=0}^{u=\sigma} \frac{u \, du}{\kappa_\tau(u) \sqrt{1 - u^2}} \quad (10.1)$$

and

$$0 = 1 - (2\rho - \sigma)^2 - \frac{1 - \sigma^2}{1 - \sigma^2(\tau - \sigma)^2} \quad (10.2)$$

where κ_τ is the curvature of the clasp from Theorem 9.5. Then there is a C^1 and piecewise analytic arc $IJMRS\hat{T}$ as described in the last paragraph. Its images under the symmetry group $3*2$ form a configuration $B(\rho, \sigma, \tau)$ of the Borromean rings with Gehring thickness $\text{GThi} = 1$.

Proof. As a point on the unit circle JR around \tilde{I} , the jump point J has coordinates

$$(\sqrt{1 - \sigma^2}, 2\rho - \sigma, 0).$$

As a point on the τ -clasp IJ , its coordinates are

$$\left(2\rho + \int_0^\sigma \frac{u \, du}{\kappa_\tau(u) \sqrt{1 - u^2}}, x_\tau(\sigma), 0\right).$$

Equating these, using

$$x_\tau^2(\sigma) = 1 - \frac{(1 - \sigma^2)}{1 - \sigma^2(\tau - \sigma)^2}$$

from Theorem 9.5, gives (10.1) and (10.2).

If these equations are satisfied, then the position of J is well-defined, and IJR is a C^1 arc, meeting the x -axis perpendicularly. The arc RST is the conjugate of IJM and thus is C^1 by Lemma 9.3. At T , the same lemma shows it meets the y -axis perpendicularly. At R , the $u = \tau$ base of the τ -clasp agrees even to second order with the unit circle.

In this configuration, all the struts shown in Figure 18 have length 1. If the Gehring thickness were less, there would need to be some shorter strut in this positive octant. But that strut would be governed by Lemma 9.3, and its projection to the xy -plane would be normal to the arc IT ; the figure makes it clear that no such strut exists. \square

The balance criterion. Finally, we wish to find the third condition on our parameters ρ , σ and τ , which will

ensure that $B(\rho, \sigma, \tau)$ satisfies the balance criterion of Corollary 6.3.

For most of the struts, it is immediately clear what stress they need to have in a balancing measure μ : The struts from IJ to $\hat{R}\hat{S}$, and those from MR to \tilde{I} and from RT to $\tilde{I}\tilde{M}$ must be stressed exactly enough to balance the curvature force of IJ and of MRT . The conjugate clasp arcs IJ and RS exactly balance each other's curvature forces in this way.

The situation along the short circular arc JM is more complicated. The struts inward to \tilde{I} need to balance not only the curvature force of JM itself, but also the force acting inwards on JM from the struts from $\hat{S}\hat{T}$. Remember that the measure needed on these last struts is determined by the curvature of $\hat{S}\hat{T}$; this in turn determines the measure needed on the inward struts from JM . We will write this down explicitly below. The final condition on our parameters then comes from a balance of forces at \tilde{I} , where a whole family of struts converge.

Note that this configuration B_0 of the Borromean rings is the first known example of a ropelength-critical configuration in which this sort of transmitted force appears. Struts impinge on the arc JM from the direction opposite its own curvature, and transmit their force through that arc. Without this force transmitted through the (very) short arc JM , the relatively long convex piece $\hat{R}\hat{T}$ would exert too much inwards force on the relatively short concave piece IJ . Instead, some of this inwards force, when transmitted through JM , becomes force *outwards* on the concave piece $\tilde{I}\tilde{J}$. This transmitted force plays the same role in balancing B_0 that the atomic force from \hat{T} through M to \tilde{I} played in balancing B_2 for the stiff problem. But here our strut measure is absolutely continuous, with no atoms.

To write down the final balancing condition at \tilde{I} , we begin with an application of Lemma 9.4: the total curvature force of JMR and its mirror image across the yz -plane acts on \tilde{I} downward in the y -direction, with magnitude

$$2(u(J) - u(R)) = 2(\sqrt{1 - \sigma^2} - \tau).$$

But the struts from JM carry extra transmitted force. To determine this, consider the curvature force of infinitesimal arcs of $\hat{S}\hat{T}$ and its mirror image across the xy -plane. Parametrizing them as usual by u , Lemma 9.4 tells us the net force, exerted in the negative x direction, is $2du$. This horizontal force is exerted on an infinitesimal piece of JM and its mirror image across the xz -plane. If we parametrize JM by $v = \sin \psi$, then remembering that the force on this arc acts perpendicular to the arc, we see that if its horizontal component is du , then its vertical component is $v \, du / \sqrt{1 - v^2}$. This force gets transmitted through to \tilde{I} . Because of the symmetry

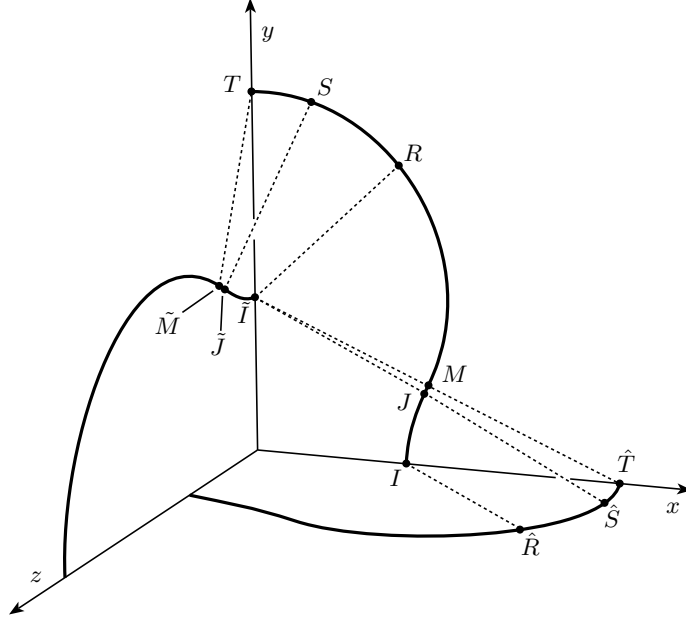


Figure 18: One octant of the critical Borromean rings B_0 consists of three rotated images of an arc $IJMRT$ of the type shown in Figure 17. The dotted lines are struts of length 1 connecting the labeled points. We now describe all other struts to IT in this octant. Of course, all along the circular arc JMR there are struts to its center \tilde{I} . Also, between the marked struts are several one-parameter families of struts, joining two arcs. The first family joins the conjugate clasp arcs RS and $\tilde{I}\tilde{J}$; a second family connects ST to the circular arc $\tilde{J}\tilde{M}$. The other families are rotated images of these, connecting JM to $\hat{S}\hat{T}$, and IJ to $\hat{R}\hat{S}$. The struts $\{\hat{T}, M\}$ and $\{M, \tilde{I}\}$ are colinear. To balance IT , it is important to consider also the mirror-image struts across the xy -plane. This figure is an accurate drawing of B_0 , except that we have exaggerated the separation between M and J : their actual distance is smaller than the width of the lines used in the picture.

across the yz -plane, of course only the vertical component matters in the end. But this symmetry also doubles that vertical force. (Four copies of the arc $\hat{S}\hat{T}$ act on \tilde{I} : the original, and reflections across the xy - and yz -planes.) The resultant total transmitted force on \tilde{I} is upwards with magnitude

$$2 \int_{u=0}^{\tau-\sigma} \frac{2v}{\sqrt{1-v^2}} du.$$

Here the upper limit of integration is $u(S) = \tau - v(J)$ because J and S are conjugate points on the τ -clasp. To make this integral explicit, we need to give the relation between u and v ; this comes from Lemma 9.3. Along JM we have y -coordinate $2\rho - v$, so the lemma gives

$$u^2 = u(v)^2 := \frac{1 - (2\rho - v)^2/v^2}{1 - (2\rho - v)^2}.$$

If one wanted, this could be solved to give v as the root of a quartic equation in ρ and u . Note that $u = 0$ at $v = \rho$, as we expect for T and M . Plugging in $u = \tau - \sigma$ and $v = \sigma$ (at S and J) reproduces (10.2).

Summarizing, we can write the force-balancing condition at \tilde{I} as

$$0 = \tau - \sqrt{1 - \sigma^2} + \int_{v=\rho}^{v=\sigma} \frac{2v}{\sqrt{1-v^2}} \frac{du(v)}{dv} dv \quad (10.3)$$

and so we have proved

Theorem 10.2. Suppose $\rho = \rho_0$, $\sigma = \sigma_0$ and $\tau = \tau_0$ satisfy the three equations (10.1), (10.2) and (10.3). Then the configuration $B_0 = B(\rho_0, \sigma_0, \tau_0)$ of the Borromean rings, constructed as in Lemma 10.1, is strongly critical for Gehring ropelength. \square

It is easy to solve (10.1) for ρ , or (10.2) for ρ or τ , or (10.3) for τ , thereby eliminating one of our three variables. Then we are left with two nonlinear integral equations in the other two variables. While we have not proved formally that a solution to this system exists, we have solved it numerically to high precision, both in Mathematica and using QUADPACK/MINPACK [PdDUK, MGH]. We obtain

$$\rho_0 = 0.4074218, \sigma_0 = 0.4177486, \tau_0 = 0.7561107,$$

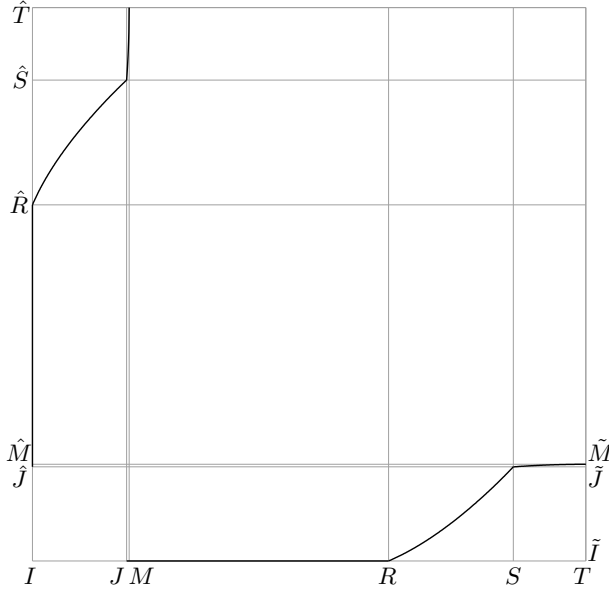


Figure 19: This picture shows a portion of the strut set of our Borromean rings, plotted as pairs of arclength coordinates along components of the link. The horizontal axis represents arclength along one quadrant of the horizontal component from I to T . On the vertical axis, we plot arclength along quadrants of the other two components simultaneously. (This plot accurately shows the small arclength between M and J , in contrast to Figure 18 where this distance is exaggerated.) The horizontal segment at the bottom shows the struts from the circular arc JMR to \tilde{I} ; it joins to arcs representing the families of struts from RS to $\tilde{I}\tilde{J}$ and from ST to $\tilde{J}\tilde{M}$. Symmetrically, the struts to the third component are shown at the upper left: a vertical segment for the circle $\hat{J}\hat{R}$ around I , and arcs for the struts from IJM to $\hat{R}\hat{S}\hat{T}$. Remembering that this square plot should be reflected across all of its sides to show the complete strut set, we can easily read off the number of struts coming in to any point on the curve: two along IJ and RST , three along JM and one along MR .

where again we follow the standard convention that the error is less than ± 1 in the last digit shown. There is nothing delicate about this solution, since our expressions vanish to first order at this point. Numerically it is also clear that this solution is unique.

Using these constants, we compute the length of our critical Borromean rings B_0 as 29.0030. By comparison, the length of the piecewise circular Borromean rings B_2 was 29.0263. Thus our critical configuration B_0 beats the naive circular configuration B_2 by slightly less than one-tenth of one percent. For comparison, the best known lower bound for the length of the Borromean rings is 6π [CKS02].

Figure 19 shows an arclength plot of the struts in the Borromean rings.

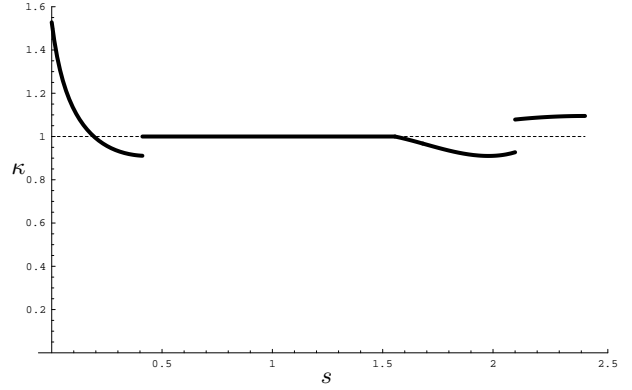


Figure 20: The curvature κ of the Borromean rings B_0 , plotted as a function of arclength s along one quarter of one component of this critical configuration. The curvature has its maximum (about 1.533) at the intip I , at $s = 0$ in this plot, and then smoothly drops off to below 1. (This first part could have been plotted negatively, since this is the concave piece of B_0 , but we have chosen to show the unsigned κ of a space curve.) After a jump at J , we have $\kappa \equiv 1$ along the circular arc JMR . Along the clasp arc RS , the curvature drops smoothly from 1 and then rises slightly again, before jumping up above 1 at S and then increasing to a local maximum at T .

In Figure 20 we plot the curvature of the critical Borromean rings B_0 as a function of arclength. Note that it is discontinuous only at J and S . Each component in B_0 is built of 14 analytic pieces, joined in a $C^{1,1}$ fashion at the symmetric images of the points I , J , R and S . The maximum curvature (at the intips I) is $(1 - \tau_0^2)^{-1/2} \simeq 1.528$. Therefore B is also ropelength critical for the standard ropelength functional of [CKS02], as we will show in [CFK⁺]. It is also critical for all the stiff ropelength functionals where the lower bound λ on the diameter of curvature is less than $2\sqrt{1 - \tau_0^2} \simeq 1.3$.

We note that Starostin has described [Sta03] a configuration B_S of the Borromean rings with ropelength intermediate between that of our B_2 and B_0 ; his configuration replaces the arcs IJ and RT of B_2 by clasp arcs, but does not incorporate the other features of B_0 . While B_S can be balanced almost everywhere and Starostin appears to assume that it is a critical configuration, in fact it is not balanced at the intips since it does not satisfy the equivalent of (10.3). Thus by Corollary 6.3, B_S is not critical.

11. OPEN PROBLEMS AND FURTHER DIRECTIONS

Our work in this paper has been motivated by a simple principle: extending the ideas of rigidity theory for finite frameworks of bars and struts to handle mechanisms built

from continuous curves of constraints and contacts. In the simple case of Gehring-ropelength critical links, this method has already yielded some strong results, such as our C^1 regularity theorem, as well as some surprises like the Gehring clasp and the critical Borromean rings. Furthermore we expect that these methods in general, and our Kuhn–Tucker Theorem 5.4 in particular, will prove to be a useful tool, with applications to a number of outstanding problems in the geometry and topology of curves and surfaces.

We have mentioned our forthcoming extension of these results [CFK⁺] to the classical ropelength problem, where the presence of curvature constraints and self-contacts of the tube around individual components makes the situation considerably more challenging. Our theory of generalized links and obstacles should also be applicable to the study of packing problems for tubes and surfaces, as when thick rope is packed into a box (a problem of some interest in molecular biology: see [MBMS99, MMTB00]), or when the gray matter of the brain is folded and pressed against the skull. We should also mention that while here we have only considered minimizing *length* in this work, our framework should work equally well for other objective functionals, such as a general theory of elastic rods with self-contact.

And we must mention the promise of Connelly, Demaine, and Rote’s fascinating Unfolding Theorem [CDR03].

Theorem 11.1. *Any embedded, non-convex planar polygon admits a motion that preserves all edge lengths and strictly increases the distance between any two points on the polygon not already joined by a straight line of polygon edges.* \square

One key step in their proof is based on a finite-dimensional duality theorem akin to our Kuhn–Tucker theorem. So our theory allows us to complete part of the proof of the (conjectured) generalization to smooth plane curves. Whether our methods can be made strong enough

to overcome the formidable difficulties involved in proving a smooth unfolding theorem remains to be seen.

There are several specific open questions suggested by our work above. Most importantly,

Question. What is the regularity of a Gehring-critical curve? Such curves are at worst C^1 and at best $C^{1,2/3}$.

While we have demonstrated *critical* configurations of the Gehring clasps and Borromean rings, we have not attempted to prove that these configurations are minimal.

Question. Are our Gehring clasps and Borromean rings length-minimal in their link-homotopy types?

The Euclidean-cone methods of [CKS02] seem to hold out some hope for reducing the clasp problem to the case where both curves are planar, but we have not investigated this line of attack.

Acknowledgments

We gratefully acknowledge many helpful conversations with our colleagues, including Ted Ashton, Bob Connelly, Erik Demaine, Elizabeth Denne, Oguz Durumeric, Oscar Gonzalez, Xiao-Song Lin, Marvin Ortel, and Heiko von der Mosel. In addition, we would like to thank John Maddocks and the Bernoulli Center at EPFL for hosting some of us during some of the summer of 2003, Eric Rawdon and Michael Piatek for sharing their TOROS-minimized link data, and Matt Hoffman for helpful technical advice on the (extraordinary) Electric Image rendering system. Some of the other figures in the paper were prepared with Geomview. This work has been partially supported by the NSF through grants DMS-99-02397 (to Cantarella), DMS-02-04826 (to Cantarella and Fu), DMS-00-76085 (to Kusner) and DMS-00-71520 (to Sullivan).

-
- [Bra92] Kenneth A. Brakke, *The Surface Evolver*, Experiment. Math. **1**:2 (1992), 141–165, www.susqu.edu/facstaff/b/brakke/evolver/.
- [CDFHT01] John H. Conway, Olaf Delgado Friedrichs, Daniel H. Huson, and William P. Thurston, *On three-dimensional space groups*, Beiträge Algebra Geom. **42**:2 (2001), 475–507.
- [CDR03] Robert Connelly, Erik D. Demaine, and Günter Rote, *Straightening polygonal arcs and convexifying polygonal cycles*, Discrete Comput. Geom. **30**:2 (2003), 205–239.
- [CFK⁺] Jason Cantarella, Joseph H. G. Fu, Rob Kusner, John M. Sullivan, and Nancy C. Wrinkle, *Ropelength criticality*, in preparation.
- [CH74] J. Clunie and W. K. Hayman (eds.), *Proceedings of the Symposium of Complex Analysis*, Cambridge University Press, London, 1974, Held at the University of Kent, Canterbury, 1973, London Mathematical Society Lecture Note Series, No. 12.
- [CKS02] Jason Cantarella, Robert B. Kusner, and John M. Sullivan, *On the minimum ropelength of knots and links*, Invent. Math. **150**:2 (2002), 257–286, arXiv:math.GT/0103224.

- [Cla75] Frank H. Clarke, *Generalized gradients and applications*, Trans. Amer. Math. Soc. **205** (1975), 247–262.
- [CLMS05] M. Carlen, B. Laurie, J.H. Maddocks, and J. Smutny, *Biarc, Global Radius of Curvature, and the Computation of Ideal Knot Shapes*, World Scientific, 2005.
- [CS03] John H. Conway and Derek A. Smith, *On quaternions and octonions: their geometry, arithmetic, and symmetry*, A K Peters Ltd., Natick, MA, 2003.
- [ES76] Michael Edelstein and Binyamin Schwarz, *On the length of linked curves*, Israel J. Math. **23**:1 (1976), 94–95.
- [Gag80] Michael E. Gage, *A proof of Gehring's linked spheres conjecture*, Duke Math. J. **47**:3 (1980), 615–620.
- [Gag81] Michael E. Gage, *On Gehring's linked sphere problem*, Amer. J. Math. **103**:3 (1981), 437–443.
- [GMSvdM02] O. Gonzalez, J. H. Maddocks, F. Schuricht, and H. von der Mosel, *Global curvature and self-contact of nonlinearly elastic curves and rods*, Calc. Var. Partial Differential Equations **14**:1 (2002), 29–68.
- [HL90] Nathan Habegger and Xiao-Song Lin, *The classification of links up to link-homotopy*, J. Amer. Math. Soc. **3**:2 (1990), 389–419.
- [KT51] H. W. Kuhn and A. W. Tucker, *Nonlinear programming*, Proceedings of the Second Berkeley Symposium on Mathematical Statistics and Probability, 1950 (Berkeley and Los Angeles), University of California Press, 1951, pp. 481–492.
- [Lue69] David G. Luenberger, *Optimization by vector space methods*, John Wiley & Sons Inc., New York, 1969.
- [MBMS99] Cristian Micheletti, Jaynath Banavar, Amos Maritan, and F. Seno, *Protein structures and optimal folding from a geometric variational principle*, Physical Review Letters **82** (1999), 3372–3375.
- [MF67] O. L. Mangasarian and S. Fromovitz, *The Fritz John necessary optimality conditions in the presence of equality and inequality constraints*, J. Math. Anal. Appl. **17** (1967), 37–47.
- [MGH] Jorge Moré, Burt Garbow, and Ken Hillstom, *MINPACK*, www.netlib.org/minpack/.
- [Mil50] John Milnor, *On the total curvature of knots*, Ann. of Math. **52** (1950), 248–257.
- [Mil54] John Milnor, *Link groups*, Ann. of Math. (2) **59** (1954), 177–195.
- [MMTB00] Amos Maritan, Cristian Micheletti, Antonio Trovato, and Jaynath Banavar, *Optimal shapes of compact strings*, Nature **406** (2000), 287–288.
- [MR03] Kenneth Millett and Eric Rawdon, *Energy, rope-length, and other physical aspects of equilateral knots*, Journal of Computational Physics **186**:2 (2003), 426–456.
- [Nab95] A. Nabutovsky, *Non-recursive functions, knots “with thick ropes”, and self-clenching “thick” hyperspheres*, Comm. Pure Appl. Math. **48**:4 (1995), 381–428.
- [Oss76] Robert Osserman, *Some remarks on the isoperimetric inequality and a problem of Gehring*, J. Analyse Math. **30** (1976), 404–410.
- [PdDUK] R. Piessens, E. de Doncker, C. Ueberhuber, and D. Kahaner, *QUADPACK*, www.netlib.org/quadpack/.
- [Roy63] H. L. Royden, *Real analysis*, Macmillan, New York, 1963.
- [RW81] B. Roth and W. Whiteley, *Tensegrity frameworks*, Trans. Amer. Math. Soc. **265**:2 (1981), 419–446.
- [Sta03] Eugene L. Starostin, *A constructive approach to modelling the tight shapes of some linked structures*, Forma **18** (2003), 263–293.
- [Sul02] John M. Sullivan, *Approximating ropelength by energy functions*, Physical Knots, Contemporary Math., Amer. Math. Soc., 2002, pp. 181–186.
- [SvdM04] Friedemann Schuricht and Heiko von der Mosel, *Characterization of ideal knots*, Calc. Var. Partial Differential Equations **19**:3 (2004), 281–305.
- [SW04] John M. Sullivan and Nancy C. Wrinkle, *Some ropelength-critical clasps*, 2004, arXiv:math.DG/0409369, Preprint.