

Anitely presented group with infinite dead end depth

Sean Cleary and Tim R. Riley

June 22, 2004

Abstract

The dead end depth of an element g of a group G with finite generating set A is the distance from g to the complement of the radius $d_A(1;g)$ closed ball, in the word metric d_A defined with respect to A . We say that G has infinite dead end depth when dead end depth is unbounded, ranging over G . We exhibit a finitely presented group G with a finite generating set, with respect to which G has infinite dead end depth.

2000 Mathematics Subject Classification: 20F65

Key words and phrases: dead end depth, lamplighter

1 Introduction

We explore the behavior of geodesic rays and the geometry of balls in Cayley graphs of finitely generated groups. An element g in a group G is a dead end with respect to a generating set A if it is not adjacent to an element further from the identity; that is, if a geodesic ray in the Cayley graph of $(G; A)$ from the identity to g cannot be extended beyond g . Dead end elements occur in a variety of settings, as discussed in IV A.13,14 of de la Harpe [6]. In general, generating sets can be contrived with respect to which there are dead ends; for example, \mathbb{Z} has dead ends with respect to the generating set $\{a^2, a^3\}$. Dead end elements with respect to naturally-occurring generating sets are less common. Fordham [7] found dead ends in Thompson's group F with respect to its standard generating set.

Dead ends differ in their severity. We define the depth of a dead end $g \in G$ with respect to A as the distance between g and the complement of the ball of radius $d_A(1;g)$ centered at the origin in the Cayley graph of $(G;A)$. Cleary and Taback [4] showed that the dead end elements in Thompson's group F are all of depth 2.

We say that $(G;A)$ has infinite dead end depth when dead end depth with respect to A is unbounded, as elements range over G . Cleary and Taback [5] exhibited wreath products with infinite dead-end length with respect to certain standard generating sets. Independently, Erschler observed that the lamplighter group $Z_2 \wr \mathbb{Z}$ provides an example resolving a closely related question of Bowditch (see Question 8.4 in Bestvina's problem list [2]).

However, these wreath product examples are not finitely presentable. Bogopol'ski [3] asked if there were always a bound on dead end depth for finitely presented groups, and showed that there is such a bound in the case of hyperbolic groups. We answer this question in the negative with the main result of this paper:

Theorem 1. There is a finitely presentable group G that has a finite generating set A with respect to which G has infinite dead end depth. We take G to be the group presented by

$$P = \langle a, s, t \mid a^2 = 1, [a, a^t] = 1, [s, t] = 1, a^s = aa^t \rangle$$

with respect to the generating set

$$A = \{a, s, t, at, ta, ata, as, sa, asag\}.$$

We denote the commutator $a^{-1}b^{-1}ab$ by $[a, b]$ and the conjugate $b^{-1}ab$ by a^b .

The lamplighter group $Z_2 \wr \mathbb{Z}$, which has presentation

$$\langle a, t \mid a^2 = 1, [a, a^t]; \text{ } \langle s \mid s^2 = 1 \rangle \wr \mathbb{Z} \text{ is}$$

a subgroup of G . Removing the defining relation a^2 from P gives Baumslag's remarkable example [1] of a finitely presented metabelian group containing $Z \wr \mathbb{Z}$ and thus a free abelian subgroup of infinite rank.

The reference to a specific finite generating set in the theorem is important as the following issues are unresolved. Is the property of having infinite dead end depth an invariant of finitely generated groups? That is, does it depend on the choice of finite generating set? Moreover, is this property a quasi-isometry invariant?

Indeed, does the group G defined above have infinite dead end depth with respect to all finite generating sets?

Acknowledgment. We began discussing the ideas in this paper at the 2004 Cornell Topology Festival. We are grateful to the organizers for their hospitality.

2 The lamplighter grid model for G

The group $\mathbb{Z}_2 \wr \mathbb{Z}$ was named the lamplighter group by Cannon (see Parry [8]) on account of the following faithful, transitive action on $P_n(\mathbb{Z}) \times \mathbb{Z}$. Here, $P_n(\mathbb{Z})$ denotes the set of finite subsets of \mathbb{Z} ; that is, finite configurations illuminated among a string of lamps indexed by \mathbb{Z} . The second factor denotes the location of a lamplighter (or a cursor) in the string of lamps. The action of the generator t (of the presentation in the introduction) is to increment the location of the lamplighter by one, and of a is to toggle the lamp at the current location of the lamplighter between on and off.

We will develop a lamplighter model for G and describe a faithful, transitive left action of G on $P_n(\mathbb{Z}) \times \mathbb{Z}^2$, to gain insights into its metric properties. Killing a retracts G onto the subgroup $\langle s, t \rangle = \mathbb{Z}^2$, and gives the location of a lamplighter among the lattice points of the infinite grid illustrated in Figure 1. For reasons that will become apparent later, we draw the grid skew and we add dashed lines to subdivide it into triangles. As before, elements of $P_n(\mathbb{Z})$ determine which of a \mathbb{Z} -indexed string of lamps are illuminated. We arrange these lamps on the t -axis of the grid, and at every lattice point there is a "button." The actions of s and t are to move the lamplighter one unit in the s and t directions, respectively. The action of a is to "press the button" at the location of the lamplighter, setting off signals that propagate towards the lamps by taking all possible shortest paths to the t -axis in the 1-skeleton of the triangular lattice (each side of each triangle is given length 1) of Figure 1. At each vertex en route to the t -axis, each signal will bifurcate into two signals. Each lamp then switches between on and off once for every signal it receives. A lamp may receive many signals, and its end state depends on its initial state and whether the total number of signals received is even or odd. We note that the signals can travel along the solid grid lines and also along the dashed lines of the triangular grid, but that the lamplighter can move only along the solid lines of the rhombic grid.

The manner that these signals split as they propagate towards the t -axis leads to a connection with Pascal's triangle modulo 2. We can understand the action of a as follows. We suppose the current location of the lamplighter is given with s and t (coordinates of $(p; q)$). Define $\epsilon = 1$ if $p = 0$ and $\epsilon = -1$ otherwise. Then for $0 \leq r \leq p$, the lamp at position $t^{\epsilon+1} r$ is toggled between on and off when there is a 1 in the r -th entry of row p of Pascal's triangle modulo 2.

As an example, Figure 1 gives the action of a when the lamplighter, denoted by an asterisk, is located at $(6; 4)$, and the lights are illuminated as shown in the left-hand diagram. Pascal's triangle modulo 2 is overlaid in the middle diagram, and the right-hand diagram shows the result of the signals on the lamp configuration.

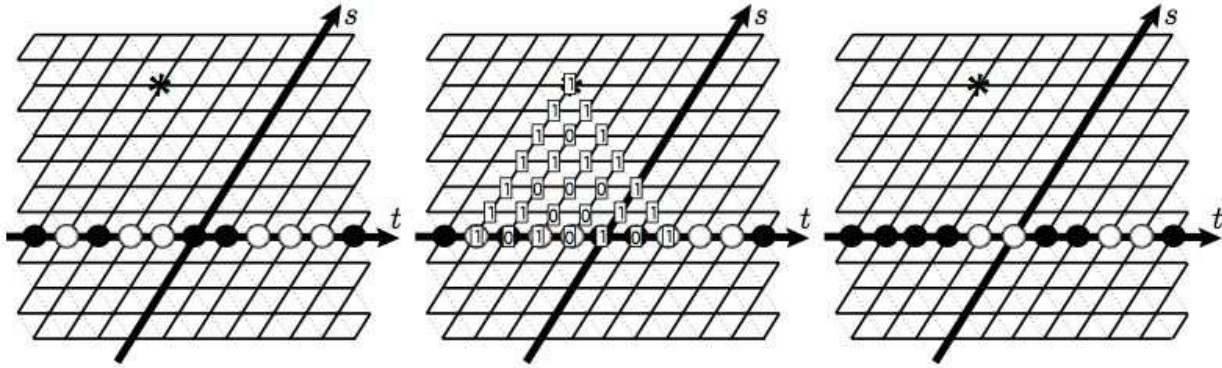


Figure 1: The action of a when the lamplighter is at $(6; 4)$.

To verify that we have a well-defined action of G it suffices to check that a^2 , $[a; a^t]$, and $[s; t]$ all act trivially and that the actions of aa^t and a^s agree. This and the proofs that the action is transitive is straightforward and we leave them to the reader. To show that the action is faithful we suppose $g \in G$ satisfies $g((; (0; 0)) = ((; (0; 0)))$ and we will check that $g = 1$ in G . Let w be a word representing g . Reading w from right to left determines a path in the rhombic grid starting and finishing at $(0; 0)$, in the course of which buttons are pressed. On account of the relations $[s; t] = 1$ and $aa^t = a^s$ we may alter w to another word w^0 such that $w = w^0$ in G and such that in the course of the path determined by w^0 , the only buttons that are pressed are on the t -axis. Then, by removing inverse pairs from w^0 and applying the relation $[s; t] = 1$ we can find a word $w^0 w$ with $w^0 = w^0$ in G and such that the path determined by $w^0 w$ does not leave the t -axis. But then w^0 represents an element of the subgroup $\langle a; t \rangle = \mathbb{Z}_2 \oplus \mathbb{Z}$ in G and as w^0 illuminates no lights and returns to $(0; 0)$, we deduce that $g = 1$.

3 Proof of the theorem

We define maps $I : G \rightarrow P_n(\mathbb{Z})$ and $L : G \rightarrow \mathbb{Z}^2$ by

$$(I(g); L(g)) = g(;;(0;0)):$$

So if initially the lamplighter is at the origin and no lamps are lit, then I gives the lamps illuminated and L gives the location of the lamplighter after the action of g . We define H_n to be the subset of \mathbb{Z}^2 of lattice points in (and on the boundary of) the hexagonal region of the grid with corners at $(-n;0); (0;-n); (n;-n); (n;n)$. This is illustrated in Figure 2 in the case $n = 4$, shaded medium and dark grey.

In the following proposition we determine the distance of various group elements from the identity in the word metric with respect to

$$A = \{a, s, t, at, ta, ata, as, sa, asag\}:$$

The crucial feature of this generating set is that the button at a vertex the lamplighter is leaving or arriving at can be pressed with no additional cost to word length. Thus for $g \in G$ $r \neq g$, the distance $d_A(g;1)$ is the length of the shortest path in the rhombic grid that starts at $(0;0)$, finishes at $L(g)$, and such that pressing some of the buttons at the vertices visited produces the configuration $I(g)$ of illuminated bulbs.

Proposition 2. Fix $n \in \mathbb{N}$ and suppose $g \in G$. If $I(g) = f_n$, and $L(g) \in H_n$ then $d_A(1;g) \leq 4n$.

Proof. Define $(p;q) = L(g)$. So p and q are the s and t -co-ordinates, respectively, of the position of the lamplighter.

Let $T_n \subset \mathbb{Z}^2$ be the set lattice points in, and on the boundaries of, the triangular region with corners $(0;0); (0;-n); (n;-n)$. Of the two triangular regions in Figure 2 shaded dark grey, T_n is that above the t -axis (shown in the case $n = 4$). Assume $(p;q) \in T_n$. Let the lamplighter travel along the t -axis to $(0;n)$, then along the t -axis to $(0;-n)$, then along the t -axis to $(0;q)$, and then parallel to the s -axis to $(p;q)$. The total number of edges traversed is at most $4n$. When following this path the lamplighter visits all the lamps that are to be illuminated, and in the course of visiting can press the required buttons at no additional cost because of the choice of generating set. So we have $d_A(1;g) \leq 4n$.

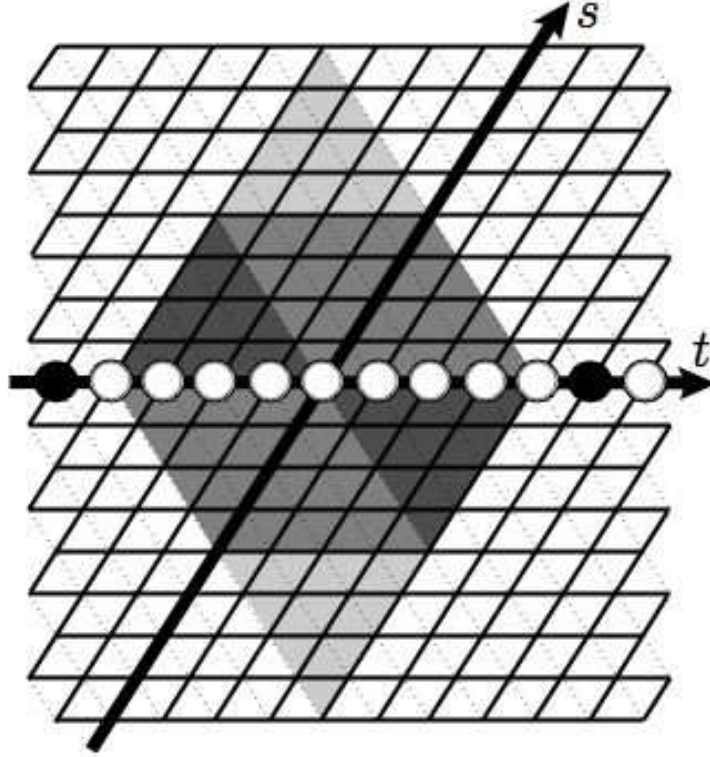


Figure 2: Diamond, hexagonal, and triangular regions in the lamplighting grid.

Next assume $L(g) \geq H_n$ or T_n and $p = 0$. Then $L(g)$ is in, or on the boundary of, the rhombic region above the axis (shaded medium gray in Figure 2). We can have the lamplighter follow a path, first along the t -axis to $(0; n)$, then back along the t -axis to $(0; p)$, then parallel to the s -axis to $(p; p)$, then parallel to the t -axis to $(p; n - p)$, and then parallel to the t -axis back to $(p; q)$. These five arcs have length $n, n - p, p, n$ and $n - p - q$, respectively, totalling $4n - p - q$, which is less than $4n$ because $p > -q$.

We now show that pressing some combination of buttons on Σ achieves the configuration $I(g)$ of illuminated lamps. The lamps in positions $-n, -n + 1, \dots, p - 1$ can be illuminated as required when traversing the second arc of γ . The lamps in positions $p, p + 1, \dots, n$ determine a sequence of $n - p + 1$ zeros and ones which make up the base of a trapezoid of zeros and ones as analyzed in Lemma 3. Overlaying this trapezoid on the grid, we find that its left and top sides follow

the third and fourth arcs of γ . To illuminate the required lamps, the lamplighter presses the buttons at the locations of the summits (defined in Lemma 3) in the trapezoid.

Similar arguments (with the paths rotated through 180° about the origin) show that $d_A(1;g) \leq 4n$ when $p < 0$. ■

To understand the possible lightbulb configurations obtainable from these paths which go first in the s -direction and then in the t -direction, we consider trapezoidal regions modelled on Pascal's triangle. As in Pascal's triangle, we understand entries outside the trapezoidal region to be zero.

Lemma 3. Given a sequence S of m zeros and ones and $r \geq m$, there is a trapezoid consisting of zeros and ones arranged in r rows as in a truncated Pascal's triangle, satisfying the following properties similar to those for Pascal's triangle modulo 2. The bottom row is S and every entry is the sum of the two entries immediately above it modulo 2, with some exceptions. The possible exceptional entries are called summits and can occur only in the top row and on the leftmost side of each row.

Figure 3 shows an example of a bulb configuration along the bottom row and its associated summits along the left and top edges of the trapezoid.

Proof of Lemma 3. We use induction on r . When $r = 1$ there is nothing to prove. For the induction step, we assume the lowest r rows have been constructed as per the hypotheses. We add the next row one entry at a time starting from the right-hand side. We select each entry so as to ensure that of the two entries immediately below it, that to the right has the property that it is the sum of the two entries immediately above it modulo 2. This ensures that only entries in the left side the trapezoid and in the $(r + 1)$ -st row can fail to equal the sum of the two entries immediately above them, modulo 2. ■

Proposition 4. Fix $n \geq 1; 2 \leq g$. Suppose $g \geq G$ satisfies $f(n;ng) \leq I(g)$ and $L(g) = (0;0)$. Then $d_A(1;g) \leq 4n$.

Proof. Consider the diamond shaped region D_n with vertices at $(0; -n)$, $(2n; -n)$, $(2n; n)$. In Figure 2, this region in the case $n = 4$ is the union of all the gray shaded regions. In order to illuminate the lamp at $(0;n)$, the lamplighter must press a button at a vertex either on or to the right of one of the following two lines: that through $(-2n;n)$ and $(0;n)$, and that through $(0;n)$ and $(2n; -n)$. So the lamplighter must visit a vertex v on one of these two lines. Likewise, for the lamp




Figure 3: A trapezoid of ones and zeros in which every entry other than those circled (called sum m its) is the sum of the two entries above it mod 2.

at $(0; n)$ to be lit, a vertex v^0 on the line through $(-2n; n)$ and $(0; n)$ or on the line through $(0; n)$ and $(2n; n)$ must be visited.

A path that starts and finishes at $(0; 0)$ and visits two such vertices must traverse at least $4n$ edges in the rhombic grid. This can be verified by calculation according to locations of v and v^0 . We will assume that neither v nor v^0 is below the t -axis. The cases this excludes are analogous or easier and we leave them to the reader. Now $v = (k; n - k)$ and $v^0 = (k^0; n)$ for some $0 \leq k, k^0 \leq 2n$. The length of the path is at least the sum of distances from $(0; 0)$ to v , from v to v^0 , and from v^0 to $(0; 0)$ in the rhombic grid. The distance is at least $L = (k + j - k) + (k^0 - k) + (k^0 + n)$. When $0 \leq k \leq n$ we find $L = 4n + 2(k^0 - k)$ if $k^0 \leq k$ and $L = 4n$ if $k^0 > k$. When $n < k \leq 2n$, we find $L = 2n + 2k^0$ if $k^0 \leq k$ and $L = 2n + 2k$ if $k^0 > k$. So in all these cases $L \geq 4n$, as required. ■

Proof of Theorem 1. Choose a sequence $g_n \in G$ to satisfy Proposition 4, for example $g_n = t^n a t^{2n} a t^n = t^{n-1} (ta) t^{2n} (at) t^{n-1}$. Then $d_A(1; g_n) = 4n$. It follows from Proposition 2, that in the word metric d_A , to leave the closed ball of radius $4n$ it is necessary for the lamplighter to move outside H_n . But $L(g_n) = (0; 0)$ and H_n contains the ball of radius n about $(0; 0)$ in the rhombic grid. So it will take at least a total of n applications of s and t to move the lamplighter outside of H_n , where the length now has a possibility of being greater than $4n$. Thus the dead end depth of g_n is at least n , and the dead end depth tends to infinity as n tends to infinity. So G has infinite dead end depth with respect to A . ■

R e f e r e n c e s

- [1] G ilbert Baum slag. A n itely presented m etabelian group with a free abelian derived group of in nite rank. P roc. A m er. M ath. Soc., 35:61{62, 1972.
- [2] M laden Bestvina. Q uestions in geom etric group theory.
www.math.utah.edu/~bestvina/eprints/questions.dvi.
- [3] O .V .Bogopolski . In nite com m ensurable hyperbolic groups are bi-Lipschitz equivalent. A lgebra and Logic, 36 (3) :155{163, 1997.
- [4] Sean C leary and Jennifer Taback. C om binatorial properties of Thompson's group F . T rans. A m er. M ath. Soc., 356 (7) :2825{2849 (electronic), 2004.
- [5] Sean C leary and Jennifer Taback. D ead end words in lam plighter groups and other wreath products. Q uarterly Journal of M athem atics, to appear.
- [6] P ierre de la Harpe. T opics in geom etric group theory. C hicago Lectures in M athem atics. U niversity of C hicago P ress, C hicago, IL, 2000.
- [7] S. B lake Fordham . M inim al Length E lem ents of Thompson's group F . P hD thesis, B righam Y oung U niv, 1995.
- [8] W alter Parry. G rowth series of some wreath products. T rans. A m er. M ath. Soc., 331 (2) :751{759, 1992.

Sean C leary

D epartm ent of M athem atics, T he C ity C ollege of New York, C ity U niversity of New York, New York, NY 10031, USA

cleary@sci.ccny.cuny.edu, <http://www.sci.ccny.cuny.edu/~cleary/>

T im R . R iley

M athem atics D epartm ent, 10 H illhouse A venue, P O . B ox 208283, New H aven, C T 06520-8283, USA

tim.riley@yale.edu, <http://www.math.yale.edu/users/riley/>