

STRONG S-EQUIVALENCE OF ORDERED LINKS

CAROL GWOSDZ GEE

ABSTRACT. Recently Swatee Naik and Theodore Stanford proved that two S-equivalent knots are related by a finite sequence of doubled-delta moves on their knot diagrams. We show that classical S-equivalence is not sufficient to extend their result to ordered links. We define a new algebraic relation on Seifert matrices, called Strong S-equivalence, and prove that two oriented, ordered links L and L' are related by a sequence of doubled-delta moves if and only if they are Strongly S-equivalent. We also show that this is equivalent to the fact that L' can be obtained from L through a sequence of Y-clasper surgeries, where each clasper leaf has total linking number zero with L .

1. INTRODUCTION

A fundamental problem in knot theory is to classify knots and links by type, and several algebraic and geometric invariants have been developed with this goal in mind. Recently Swatee Naik and Ted Stanford have shown an equivalence between S-equivalence of knots, a purely algebraic invariant, and the doubled-delta move on knot diagrams, a purely geometric relation. They prove that two knots are related by a sequence of doubled-delta moves if and only if the knots are S-equivalent [NS]. We prove that the analogous connection for links between S-equivalence and the doubled-delta move, posed as a question by Stavros Garoufalidis, is false.

We define a new invariant of ordered links called *Strong S-equivalence* that is in many ways better suited for links than the classical definition of S-equivalence. With this new definition, we are able to prove a theorem analogous to Naik and Stanford's result for links. Our main theorem also ties these results to the emerging subject of clasper surgery, which has strong connections to the field of "quantum topology," an area of study that encompasses the Jones polynomials, Vassiliev invariants, and the Kontsevitch integral.

Main Theorem. *Consider two oriented, ordered m -component links L_0 and L_1 . The following four statements are equivalent:*

- i. L_1 can be obtained from L_0 through a sequence of doubled-delta moves.*
- ii. L_0 and L_1 are related by a sequence of Y-clasper surgeries, where each leaf of each clasper has total linking number zero with the link.*
- iii. L_0 and L_1 are Strongly S-equivalent.*
- iv. For some choice of Seifert Surfaces Σ_0 and Σ_1 and bases of $H_1(\Sigma_i)$, L_0 and L_1 have identical ordered Seifert Matrices.*

Throughout the paper, a *link* L with m -components is a subset of S^3 , or of \mathbb{R}^3 , that consists of m disjoint, piecewise linear, simple closed curves (a link with one component is a *knot*). Unless otherwise noted, all links will be oriented and

ordered. Seifert surfaces for links will be required to be connected, and g will denote the minimal genus among possible Seifert surfaces.

2. THE DOUBLED-DELTA MOVE

The Delta Move. Before defining the doubled-delta move, we look first at the simpler (single) delta move. The *delta move* shown in Figure 1 is a particular move on knot or link diagrams. Given a link containing the tangle in Figure 1a, replace the tangle with that of Figure 1b in such a way that respects the free ends.

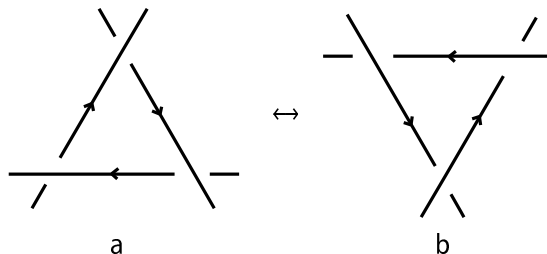


FIGURE 1. The Delta Move

It is clear that the delta move preserves the pairwise linking numbers of the components, since for each pair of strands, the move changes neither the crossing nor the orientation. Though less obvious, the converse is also true, as proved by Murakami and Nakanishi in [MN]: two links have the same sets of pairwise linking numbers if and only if they are equivalent under delta moves. Since a knot is a one-component link, it follows that any two knots are equivalent under delta moves.

The Doubled-Delta Move. The *doubled-delta move* is similar to the single delta move, with each of the three strands being replaced by a pair of oppositely oriented strands. The link components that comprise the six affected strands are irrelevant. The doubled-delta move is more restrictive than the (single) delta move, but it still preserves the pairwise linking numbers.

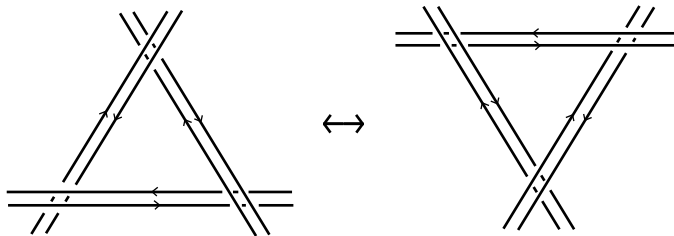


FIGURE 2. The Doubled-Delta Move

Borromean Surgery. The delta move and doubled-delta move partition knots and links into equivalence classes. Two links are said to be in the same class if they are related by a sequence of such moves. However, unlike many of the basic moves that change a knot or link diagram, the delta and doubled-delta move are closely related to other operations used by topologists in a variety of contexts.

In Figure 3, we see that the effect of the delta move is the same as “adding in” Borromean rings.

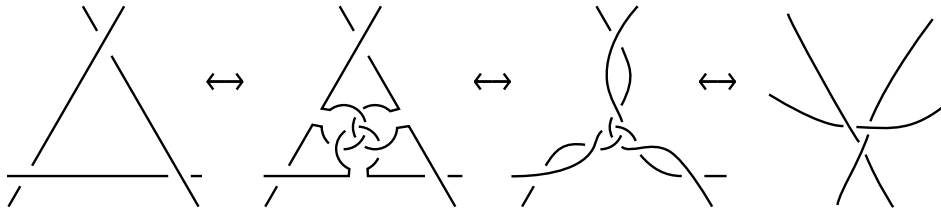


FIGURE 3. The Delta-Move is Borromean Surgery

Another name for the operation depicted in the figure is Borromean (or Borromeo) surgery. We will see in Section 3 how Borromean surgery relates to claspers, and thus to grope cobordisms, finite-type invariants, and other ideas of low-dimensional topology.

3. CLASPERS

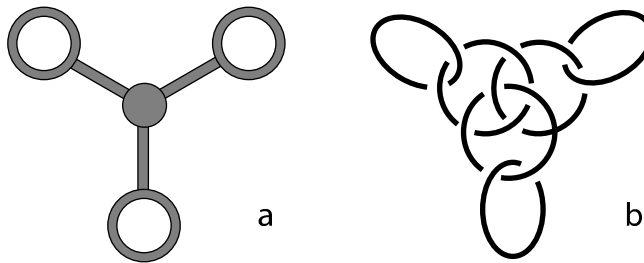
Under what conditions are two links related by a sequence of doubled-delta moves? This question is interesting to many topologists in the context of clasper surgery, a special case of which is Borromean surgery. Claspers were first defined by K. Habiro [H], where they arose in the context of finite-type invariants. Habiro demonstrated how the theory of claspers provides an alternative calculus under which one can study finite-type invariants of knots and 3-manifolds. Claspers also were implicit in the work of Goussarov [Gu1][Gu2]. Today, they are studied across various fields of low-dimensional topology. In addition to applications of finite-type invariants, P. Teichner and J. Conant examine claspers' relationships to grope cobordisms [CT], and S. Garoufalidis uses clasper surgery [GL] to better understand the Kontsevich integral and concordance classes of knots.

Definition. A *clasper* is a compact surface constructed from the following three types of pieces:

- *edges*, or bands that connect the other two types of pieces
- *nodes*, or disks with three incident edges
- *leaves*, or annuli with one incident edge.

The annuli that comprise the leaves may be twisted with any number of full twists. We call this number the *framing* of the leaf. Figure 4a shows a clasper with zero-framed leaves.

Clasper Surgery. Assume that a clasper C is embedded in a 3-manifold M . To do surgery on the clasper means to remove a handlebody neighborhood of the clasper from a 3-manifold M^3 , and glue it back in a prescribed way according to the clasper and its framing. In particular, we associate a link L_C to the clasper C as in Figure 4b using the following substitutions: each node of the clasper is replaced by a copy of the positive, zero-framed Borromean rings, and each edge is replaced by a positive Hopf link. Leaves of the clasper do not contribute additional link components, but the framing of a leaf does determine the framing of the Hopf link component corresponding to that leaf's adjacent edge. Clasper surgery, then, is really integer surgery on the associated framed link.

FIGURE 4. A Y -clasper, with its associated link.

An important property of clasper surgery is that it preserves the homology of the affected manifold. When each leaf of the clasper “clasps” a knot or link and at least one leaf bounds a disk in $M^3 - \text{clasper}$, the result of the surgery is a new knot or link in the same 3-manifold.

Surgery on the simplest clasper—the strut, with a single edge and two leaves—can accomplish a single crossing change in the original knot. Since the crossing change is an unknotting relation, all knots are related by strut-clasper surgery. The simplest interesting clasper, then, is the Y -clasper. One may also argue that the Y -clasper is the most interesting clasper, since any larger clasper may be realized as several Y -claspers by expanding edges of the larger clasper into Hopf-linked pairs of leaves [H].

Null Claspers. In [GR], S. Garoufalidis and L. Rozansky discuss *null claspers*, those whose leaves are null-homologous links in $M - K$ for a 3-manifold M and knot K . Such leaves are sent to zero under the map $\pi_1(M - K) \rightarrow H_1(M - K) \cong \mathbb{Z}$; in other words, each leaf has algebraic linking number zero with the knot. Garoufalidis and Rozansky explain that null claspers have been used to demonstrate a rational version of the Kontsevich integral and can be used to define a notion of finite-type invariants. In Lemma 1.3 of [GR], they show that surgery on null claspers preserves not only the homology of a knot complement, but also the Alexander module and Blanchfield linking form. Furthermore, null clasper surgery describes a move on the set of knots in integral homology spheres that directly corresponds to the doubled-delta move.

Extending Garoufalidis’s and Rozansky’s definition to links, for the pair (M, L) , where M is a 3-manifold and L is a link, a null clasper would be one whose leaves have linking number zero with each component. Unfortunately, the doubled-delta move acts on the strands of a link independently of the link components. Therefore, in considering the relationship between claspers and the doubled-delta move, our interest is with a slightly larger class of claspers: those in which each leaf clasps several strands of the link in such a way that the *total* linking number with all link components is zero.

We claim that when the leaves of a zero-framed Y -clasper each have *total* linking number zero with the link, the Y -clasper surgery has the same effect on the link as a finite sequence of doubled-delta moves, as well as that of Borromean surgery. This is one of the implications of our main theorem, and is illustrated in Figure 10.

4. S-EQUIVALENCE AND THE DOUBLED-DELTA MOVE

The Seifert Matrix. Many of the basic algebraic invariants of knot theory, including the Alexander module, the Conway polynomial, and the signature, depend only on the Seifert matrix of a knot or link, which is readily computable but not uniquely defined.

For every m -component link L in S^3 , there is a Seifert surface Σ associated to the link, where Σ is a connected, oriented, embedded surface with the components of L as its boundary. Given a basis $\{b_i\}$ of $H_1(\Sigma)$, we can associate a *Seifert matrix* M to the link L , where the entries of M are defined from the linking number of two basis elements. In particular, $M_{i,j} = lk(b_i, b_j^+)$, where b_j^+ is a pushoff of b_j in the positive normal direction.

Classical S-equivalence. S-equivalence is a notion that has been widely considered for both knots and links [Go] [K] [Li]. Two square integral matrices M and N are said to be *S-equivalent* if M can be transformed into N by a finite sequence of integral congruences (that is, $M = A^t N A$ for some integral matrix A with $\det(A) = \pm 1$) and row or column enlargements/reductions of the form

$$N = \left(\begin{array}{ccc|cc} & & & & \\ & M & & \overrightarrow{y}^t & 0 \\ & & & | & | \\ - & \overrightarrow{x} & - & z & 0 \\ - & 0 & - & 1 & 0 \end{array} \right) \quad \text{or} \quad N = \left(\begin{array}{ccc|cc} & & & & \\ & M & & \overrightarrow{y}^t & 0 \\ & & & | & | \\ - & \overrightarrow{x} & - & z & 1 \\ - & 0 & - & 0 & 0 \end{array} \right).$$

A more precise statement of these definitions is given in section 5. Up to S-equivalence, Seifert matrices are well-defined for knots and links.

Relationship to the Doubled-Delta Move. Despite being a purely algebraic relation, S-equivalence has geometric implications for knots. In particular, S. Naik and T. Stanford prove that two knots are S-equivalent if and only if they are equivalent by a sequence of doubled-delta moves [NS].

One might assume that a similar statement should be true of links. Is the S-equivalence of two links enough to guarantee that they are equivalent under a sequence of doubled-delta moves? This question was posed by Stavros Garoufalidis in the context of clasper surgery, and given that all the definitions leading up to S-equivalence are the same for links as they are for knots, it seems that the analogous proof for links should follow in a straightforward fashion from the proof of Naik-Stanford. The question seems plausible, but in fact it is false. We prove by counterexample in Proposition 4.1 that two S-equivalent links are not necessarily related by a sequence of doubled-delta moves.

Proposition 4.1. *S-equivalence is not a sufficient condition for two links to be related by a sequence of doubled-delta moves.*

Proof. The two links L_0 and L_1 depicted in figure 5 are S-equivalent but not related by a sequence of doubled delta moves. Note that the pairwise linking numbers of the first link are $\{-1, 2, 2\}$ while for the second link they are $\{1, 0, 0\}$. Since the doubled-delta move preserves pairwise linking numbers, these two links cannot be related by doubled-delta moves.

The fact that the two links are S-equivalent can be seen by choosing Seifert Surfaces as in figure 6, with bases $\{a, b\}$ and $\{c, d\}$. Each of the surfaces can be viewed

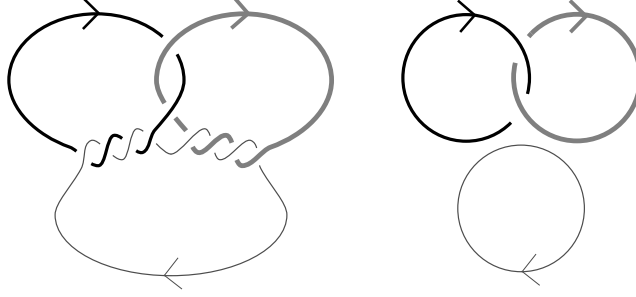


FIGURE 5. Two 3-component Links

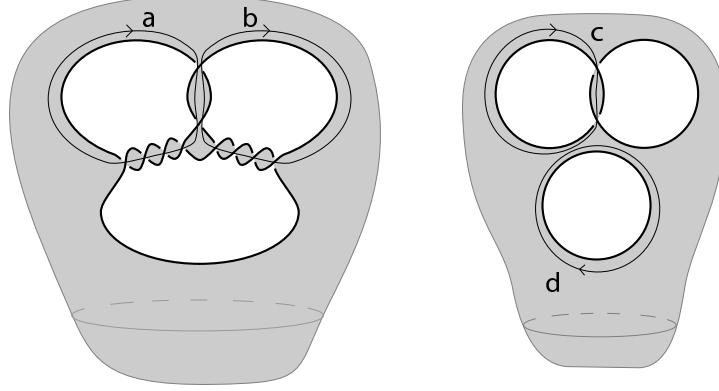


FIGURE 6. Two Seifert Surfaces

as a punctured 2-sphere with a Y-shaped band glued along the boundary, where each of the three strips of the Y is twisted according to the desired linking numbers. The Seifert matrices are then $M_0 = \begin{pmatrix} -1 & -1 \\ -1 & -1 \end{pmatrix}$ and $M_1 = \begin{pmatrix} -1 & 0 \\ 0 & 0 \end{pmatrix}$, respectively. The matrix $A = \begin{pmatrix} 1 & 1 \\ 0 & 1 \end{pmatrix}$ satisfies the condition $A^t M_1 A = M_0$, demonstrating that the two links are in fact S-equivalent. \square

Finding the sufficient conditions to extend the Naik-Stanford theorem will require some new definitions, treated in section 5.

5. STRONG S-EQUIVALENCE

As shown in Proposition 4.1, the classical definition of S-equivalence is inadequate for the proof of our main theorem, and actually it seems inappropriate for links in many contexts. Treating a link as a disjoint knot, S-equivalence regards the entire link as a whole, without reference to the individual components. Strong S-equivalence, defined below, better respects the boundary components of a Seifert surface, and hence the components of the link.

Let $L = \{L_1, L_2, \dots, L_m\}$ be an oriented, ordered link in S^3 . Let Σ be a Seifert surface for L with m boundary components, and let g denote the genus of Σ . That is, $\Sigma \subseteq S^3$ is an oriented surface with $\partial\Sigma = L$. Construct an *ordered basis* $\beta = \{\ell_1, \ell_2, \dots, \ell_{m-1}, \beta_1, \beta_2, \dots, \beta_{2g}\}$ for $H_1(\Sigma)$, where ℓ_i is represented by the i th

component L_i of L . Define the Seifert pairing $\sigma(a, b) = lk(a, b^+)$, where b^+ is a pushoff of b in the positive normal direction. We introduce the following term:

Definition. A matrix M representing σ with respect to an ordered basis β of the form above is called an Ordered Seifert Matrix for the oriented ordered link L .

Remark 5.1. M has the form of a block matrix $\begin{pmatrix} \lambda & A \\ B & C \end{pmatrix}$, where λ is an $(m-1) \times (m-1)$ block and C is a $2g \times 2g$ block. The block λ is completely determined by the pairwise linking numbers of L , and has the following properties:

- i. $\lambda_{i,i} = - \sum_{i \neq j} \lambda_{i,j} - lk(L_i, L_m)$ for $1 \leq i, j \leq m-1$, and
- ii. $\lambda_{i,j} = \lambda_{j,i} = lk(L_i, L_j)$ if $i \neq j$ and $1 \leq i, j \leq m-1$.

The first of these properties is somewhat less obvious. If we let ℓ_m be the homology class represented by L_m , then the class $\sum_{j=1}^m \ell_j = 0 \in H_1(\Sigma)$, since it is represented by the boundary of Σ . Then

$$\begin{aligned} 0 &= \sigma \left(\ell_i, \sum_{j=1}^m \ell_j \right) \\ &= \sum_{j=1}^m \sigma(\ell_i, \ell_j) \\ &= \sum_{i \neq j} \sigma(\ell_i, \ell_j) + \sigma(\ell_i, \ell_m) + \sigma(\ell_i, \ell_i) \quad \text{for } 1 \leq i, j \leq m-1 \\ &= \sum_{i \neq j} \lambda_{i,j} + lk(L_i, L_m) + \lambda_{i,i} \quad \text{for } 1 \leq i, j \leq m-1. \end{aligned}$$

The following two definitions can be found in [K], as they are essential to the classical definition of S-equivalence.

Definition. We say two integral square matrices V and W are congruent if $V = P^t W P$ for some integral matrix P with $\det(P) = \pm 1$.

Definition. For integral square matrices V and W , we say that W is an enlargement of V , or V is a reduction of W if

$$W = \begin{pmatrix} V & \begin{smallmatrix} | \\ \hline y^t \end{smallmatrix} & \begin{smallmatrix} | \\ \hline 0 \end{smallmatrix} \\ - & \vec{x} & - \\ - & 0 & - \end{pmatrix} \quad \text{or} \quad W = \begin{pmatrix} V & \begin{smallmatrix} | \\ \hline y^t \end{smallmatrix} & \begin{smallmatrix} | \\ \hline 0 \end{smallmatrix} \\ - & \vec{x} & - \\ - & 0 & - \end{pmatrix}.$$

With a slight modification of these two definitions, we introduce:

Definition. Two matrices V and W are Strongly S-equivalent if V is equivalent to W under a finite sequence of

- Congruences (\cong) that fix the upper-left $(m-1) \times (m-1)$ block of the matrix. That is, there exists an integral matrix $A = \begin{pmatrix} I & * \\ 0 & * \end{pmatrix}$, so that $A^t V A = W$ and $\det(A) = \pm 1$, where I is the $(m-1) \times (m-1)$ identity matrix.

- *Enlargements* (\nearrow) and *reductions* (\searrow) where the first $(m-1)$ elements of the vectors \vec{x} and \vec{y} are equal, and where the reduced matrix V is $n \times n$ for $n \geq m-1$.

Note that reductions should not be allowed to reduce the size of the matrix smaller than $(m-1) \times (m-1)$, for in the case of Seifert matrices, this would effectively eliminate link components.

Also note that the first $(m-1)$ elements of the vectors \vec{x} and \vec{y} are equal because these entries should be zero in the intersection form $W - W^t$ of the enlarged matrix W , since boundary components will not intersect any other basis elements.

Definition. We say that two links L and L' are Strongly S-equivalent if, for some choice of Seifert surfaces and ordered bases, L and L' have ordered Seifert matrices M and M' that are Strongly S-equivalent.

One might object that Strong S-equivalence imposes the “restriction” that V and W agree on their upper-left $(m-1) \times (m-1)$ blocks. However, since homeomorphisms of Σ from the pure mapping class group preserve the boundary components pointwise, any change of basis of M must fix the $\ell_1, \ell_2, \dots, \ell_{m-1}$ basis elements. With Strong S-equivalence, we’re not “restricting” our definition so much as *respecting* the boundary components of a link.

Disk-Band Form of the Seifert Surface. It will often be useful to look at the Seifert surface in disk-band form. Any Seifert surface for a link is homeomorphic to a disk with $2g + m - 1$ bands attached; more importantly, we can always isotope our surface to one in disk-band form as in Figure 7, with $2g$ bands interlaced in pairs and $m - 1$ non-interlaced bands. Within the dotted box, the bands of our

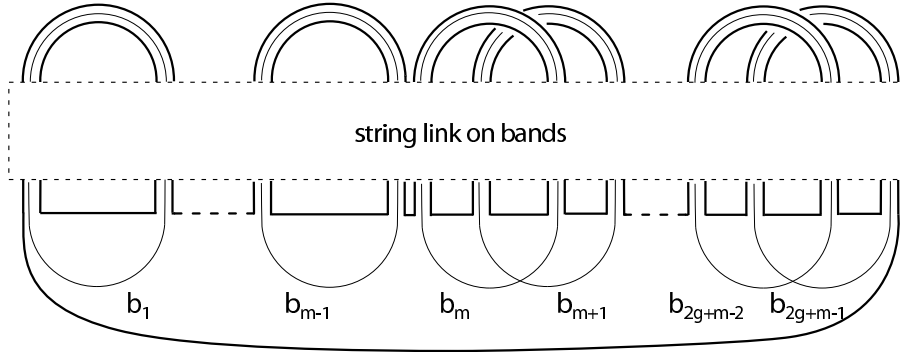


FIGURE 7. Disk-Band Form for a Link's Seifert Surface

surface form a *string link*, i.e. they may be knotted, twisted, or intertwined as long as the bands entering the top of the box match up with those that leave the bottom of the box. With the surface in this form, there is a natural choice for a basis $\{b_i\}$ of $H_1(\Sigma)$, with one basis element running through each of the bands. The first $m-1$ non-interlacing bands yield basis elements that are pushoffs of the respective boundary components and have no intersection with any other basis elements. The $2g$ interlaced bands yield basis elements with the properties of a symplectic basis, i.e. one whose intersection form $V_{i,j} = \langle b_i, b_j \rangle$ is the block sum $\bigoplus_{j=1}^g \begin{pmatrix} 0 & -1 \\ 1 & 0 \end{pmatrix}$. We coin

the term *semi-symplectic* to refer to this natural choice of basis. A semi-symplectic basis is an ordered basis, but the converse is not necessarily true.

Properties of Strong S-equivalence.

Proposition 5.2. *Pairwise linking number is an invariant of Strong S-equivalence.*

Proof. If two links L and L' are Strongly S-equivalent then, regardless of the choice of ordered Seifert matrices M and M' , the upper left $(m-1) \times (m-1)$ blocks of M and M' will necessarily agree. That is, for $i \neq j$, $1 \leq i, j < m$,

$$lk(L_i, L_j) = M_{i,j} = M'_{i,j} = lk(L'_i, L'_j).$$

Furthermore, by property *i.* of Remark 5.1,

$$lk(L_i, L_m) = - \sum_{j=1}^{m-1} M_{i,j} = - \sum_{j=1}^{m-1} M'_{i,j} = lk(L'_i, L'_m).$$

Thus all the pairwise linking numbers for L agree with those for L' . \square

Proposition 5.3. *Any two ordered Seifert matrices for an oriented ordered link L are Strongly S-equivalent.*

Proof. Let M_1 and M_2 be two ordered Seifert matrices for L with respect to Seifert surfaces Σ_1 and Σ_2 and bases β_1 and β_2 .

By Lemma 5.2.4 of [K], any two connected Seifert surfaces Σ_1 and Σ_2 of a link L are ambient isotopic after modifying them by a finite sequence of 1-handle enlargements. In other words, there are two ambient isotopic surfaces $\widehat{\Sigma}_1$ and $\widehat{\Sigma}_2$ such that $\widehat{\Sigma}_i$ is the result of several 1-handle enlargements of Σ_i . Without loss of generality, we can consider just the following case: suppose some surface $\widehat{\Sigma}_2$ is ambient isotopic to $\widehat{\Sigma}_1$, a single 1-handle enlargement of Σ_1 . Let a_2 be a meridian (technically, the belt sphere) of the 1-handle and choose a closed curve a_1 that intersects the meridinal disk (technically, the co-core) exactly once. Then one of

$$\widehat{M}_1 = \begin{pmatrix} M_1 & \overrightarrow{y}^t & 0 \\ - & \overrightarrow{x} & - & z & 1 \\ - & 0 & - & 0 & 0 \end{pmatrix} \quad \text{or} \quad \overline{M}_1 = \begin{pmatrix} M_1 & \overrightarrow{y}^t & 0 \\ - & \overrightarrow{x} & - & z & 0 \\ - & 0 & - & 1 & 0 \end{pmatrix}$$

is a Seifert matrix for $\widehat{\Sigma}_1$ with respect to the basis $\beta_1 \cup \{a_1, a_2\}$ for $H_1(\widehat{\Sigma}_1)$. The matrix on the left, \widehat{M}_1 , corresponds to a 1-handle attached so that its core lies on the negative side of the surface, while \overline{M}_1 corresponds to a 1-handle with its core on the positive side of the surface. We will treat only the \widehat{M}_1 case and note that the \overline{M}_1 case follows similarly. The zeros in the last column of \widehat{M}_1 come from the fact that a positive pushoff of the meridian, a_2 , will not link any of the basis elements except a_1 . The last row of \widehat{M}_1 is all zero because a negative pushoff of the meridian a_2 will not link any of the basis elements. Since for any Seifert matrix N , $N - N^t$ is an intersection form, the first $m-1$ entries of the vectors \overrightarrow{x} and \overrightarrow{y} must be equal. Otherwise a_1 would be intersecting a boundary component, which is impossible. The rest of the entries of \overrightarrow{x} and \overrightarrow{y} are freely determined by the particular embedding of the new 1-handle and the choice of curve a_1 , as always with $M_{i,j} = lk(\beta_i, \beta_j^+)$. The entry z is, of course, $lk(a_1, a_1^+)$. Note that with more

restrictions on the choice of a_1 , the allowable entries of \vec{x} , \vec{y} , and z could be given more structure.

By the definitions of enlargement and reduction, \widehat{M}_1 and M_1 are Strongly S-equivalent. This process can be iterated for any finite number of 1-handle enlargements so that the final matrix \widetilde{M}_1 is Strongly S-equivalent to M_1 , and similarly, M_2 can be shown to be Strongly S-equivalent to \widetilde{M}_2 , the similarly constructed Seifert matrix for $\widetilde{\Sigma}_2$.

Since $\widetilde{\Sigma}_1$ is ambient isotopic to $\widetilde{\Sigma}_2$, \widetilde{M}_1 and \widetilde{M}_2 differ only by a choice of bases. Furthermore, since the upper left blocks of both \widetilde{M}_1 and \widetilde{M}_2 are determined by the link L and are equal (note that \widetilde{M}_i has the same upper-left block as M_i), \widetilde{M}_1 and \widetilde{M}_2 are related by a change of basis that preserves the first $m-1$ basis elements, and they are thus Strongly S-equivalent. By transitivity, M_1 is Strongly S-equivalent to M_2 . \square

Like its classical S-equivalence analogue, the converse of Proposition 5.3 is not true. If N is a Seifert matrix for the link L with respect to Seifert surface Σ , and M is Strongly S-equivalent to N , M is not necessarily a Seifert matrix for L . The difficulty arises when M is a reduction of N , since it may not be possible to find a corresponding 1-handle reduction of the Seifert surface Σ . The converse *is* true, however, in the special cases of congruences and enlargements. Matrix congruence corresponds to change of basis for $\text{widecheck}H_1(\Sigma)$. In order to explicitly understand how any given matrix enlargement corresponds to a 1-handle enlargement of a Seifert surface, we prove the following proposition:

Proposition 5.4. *If N is an ordered Seifert matrix for the link L with respect to Seifert surface Σ , and M is an enlargement of N , then M is an ordered Seifert matrix for L with respect to a 1-handle enlargement $\widehat{\Sigma}$ of Σ .*

Proof. Let Σ be a Seifert surface for L with basis β of $H_1(\Sigma)$ that induces the Seifert matrix N . We will construct the 1-handle enlargement $\widehat{\Sigma}$ of Σ that has M as its Seifert matrix, where either

$$M = \begin{pmatrix} & & \downarrow & \downarrow \\ & N & \vec{y}^t & 0 \\ - & \vec{x} & - & z & 1 \\ - & 0 & - & 0 & 0 \end{pmatrix} \quad \text{or} \quad M = \begin{pmatrix} & & \downarrow & \downarrow \\ & N & \vec{y}^t & 0 \\ - & \vec{x} & - & z & 0 \\ - & 0 & - & 1 & 0 \end{pmatrix}.$$

As in Proposition 5.3, the matrix on the left corresponds to attaching the 1-handle so that its core lies on the negative side of the surface, while the matrix on the right corresponds to a 1-handle with its core on the positive side of the surface.

Let $\{b_1, \dots, b_{2g+m-1}\} \subset \Sigma$ be a set of representative curves for the basis β . Find two small disks in Σ that are disjoint from the curves $\{b_1, \dots, b_{2g+m-1}\}$. These disks will be the attaching region for the 1-handle. Designate two points, p and q , one point on the boundary of each disk. The enlarged matrix M determines the Seifert form—that is, a combination of linking and intersection numbers—of two new basis elements a_1 and a_2 with curves $\{b_1, \dots, b_{2g+m-1}\}$. The 1-handle we construct will have a_2 as a meridian and a_1 running parallel to the core. First let us construct a_1 , breaking it into two parts, γ and δ , as in figure 8. In order to be consistent with the Seifert matrix M , we need a_1 to intersect and link the

curves $\{b_1, \dots, b_{2g+m-1}\}$ according to the entries of the vectors \vec{x} and \vec{y} . We can extract the intersection information from the intersection form $M - M^t$, or in particular, from the vector entries $\vec{x}_i - \vec{y}_i$ [R]. Running through the surface Σ , γ will be constructed to take care of any intersections, while the handle itself, and hence δ , will be free to link the basis elements. Together, $\gamma \cup \delta = a_1$ will then satisfy each of the entries $lk(a_1, b_i^+) = x_i$ and $lk(b_i, a_1^+) = y_i$.

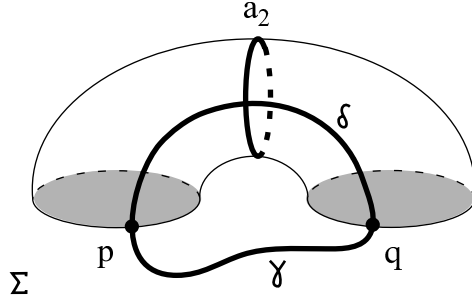


FIGURE 8. 1-handle

To find $\gamma \subset \Sigma$, the half of a_1 that will travel from p to q along the surface Σ , let us look at the intersection form $M - M^t$. The individual entries of $\vec{x} - \vec{y}$ determine how γ should intersect the curves $\{b_1, \dots, b_{2g+m-1}\}$; since $\delta \subset a_1$ does not intersect β at all, $\langle \gamma, b_i \rangle = \langle a_1, b_i \rangle = \vec{x}_i - \vec{y}_i$. The first $m - 1$ entries of $\vec{x} - \vec{y}$ are zero, which is consistent with the fact that γ cannot cross a boundary component. For the last $2g$ curves b_i , choose γ so that $\langle \gamma, b_i \rangle = \vec{x}_i - \vec{y}_i$. This is possible. As described previously, the basis β is in correspondence with a semi-symplectic basis. For ease of construction, choose a set of curves $\{c_i\}$ in Σ to be representatives of this semi-symplectic basis with the same (semi-symplectic) algebraic intersection properties. If, for any set of integers $\{k_i\}$, we can construct a curve γ that has algebraic intersection number k_i with each c_i , then the same can be done for the set of curves $\{b_i\}$ via this correspondence. Start with a curve γ_1 from p to q that does not intersect any of the curves c_i . For each desired (\pm) intersection with a particular curve c_{2k} , take $\gamma_2 = \gamma_1 \pm c_{2k-1}$. (For each (\pm) intersection with c_{2k-1} , take $\gamma_2 = \gamma_1 \mp c_{2k}$.) Continue this until all intersections are achieved, and call the final curve γ . Figure 9, below, demonstrates how a path γ from p to q can be chosen to intersect c_1 exactly one time and intersect c_4 exactly -2 times.

After the intersection properties are established between γ and the b_i , we shift our focus to the linking properties. As with the intersections, the linking numbers of γ with the b_i are in correspondence with those of γ with the c_i , so we will focus our construction on the semi-symplectic basis $\{c_i\}$. The core of the 1-handle can be chosen in the complement of Σ so that it links each of the curves c_i the desired number of times. This is easy to see in the disk-band representation of Σ . The core can then be fattened up to a solid handle, the surface of which is the 1-handle enlargement of Σ . We choose a curve δ on the surface of the handle parallel to the core, and let $a_1 = \gamma + \delta$ be one of our new basis elements. Figure 9 demonstrates how the core can be chosen to link c_2 one time and link c_3 negative one time.

Lastly, we must adjust the path δ along the 1-handle so that $lk(a_1, a_1^+) = z$. The remedy is simple: each repeated positive or negative full twist to the 1-handle

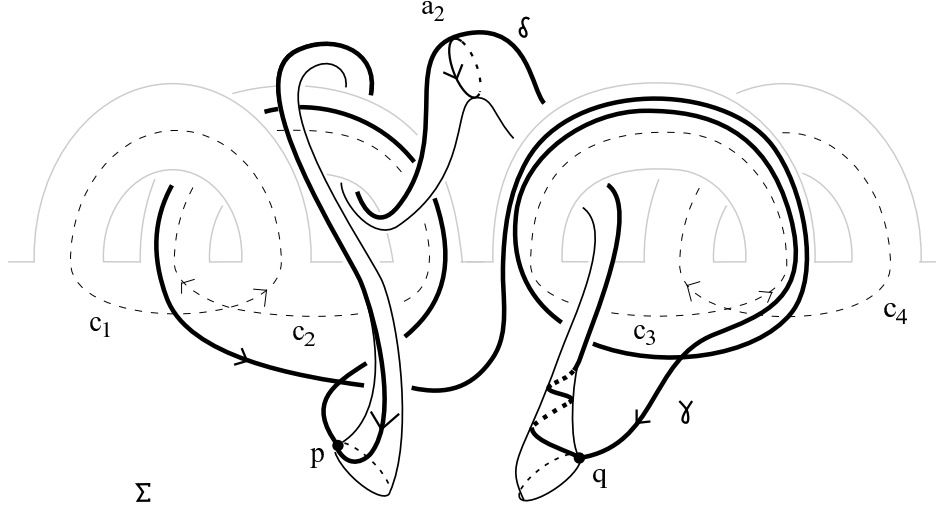


FIGURE 9. Construction of 1-handle

will increase or decrease $lk(a_1, a_1^+)$ by one without affecting any of the other basis elements. Figure 9 illustrates δ chosen so that $z = -2$.

We have explicitly constructed a new Seifert surface $\hat{\Sigma}$ for L and a new basis $\{\beta, a_1, a_2\}$ for $H_1(\hat{\Sigma})$ such that M is an ordered Seifert matrix for L with respect to them. \square

6. PROOF OF THE MAIN THEOREM

Theorem 6.1. *Consider two oriented, ordered m -component links L_0 and L_1 . The following four statements are equivalent:*

- i. L_1 can be obtained from L_0 through a sequence of doubled-delta moves.*
- ii. L_0 and L_1 are related by a sequence of Y -clasper surgeries, where each clasper has total linking number zero with the link.*
- iii. L_0 and L_1 are Strongly S -equivalent.*
- iv. For some choice of Seifert Surfaces Σ_0 and Σ_1 and bases of $H_1(\Sigma_i)$, L_0 and L_1 have the same ordered Seifert Matrix.*

The proofs of each implication $i. \implies ii. \implies iii. \implies iv. \implies i.$ are treated individually below:

Proof of $i. \implies ii.$

Proof. Doubled-delta moves correspond to “Borromean surgery,” which is exactly the effect of Y -clasper surgery, where each leaf clasps pairs of oppositely oriented strands. This is depicted in figure 10. In this figure, the relationship a introduces the desired Y -clasper, b transforms the clasper into its associated link, c depicts the effect of surgery via handle slide moves, d is merely the second Reidemeister move, and e is the doubled-delta move. \square

Proof of $ii. \implies iii.$ We actually prove a stronger implication than claimed in the theorem, namely that the clasper surgery described in $ii.$ does not alter the ordered Seifert matrix.

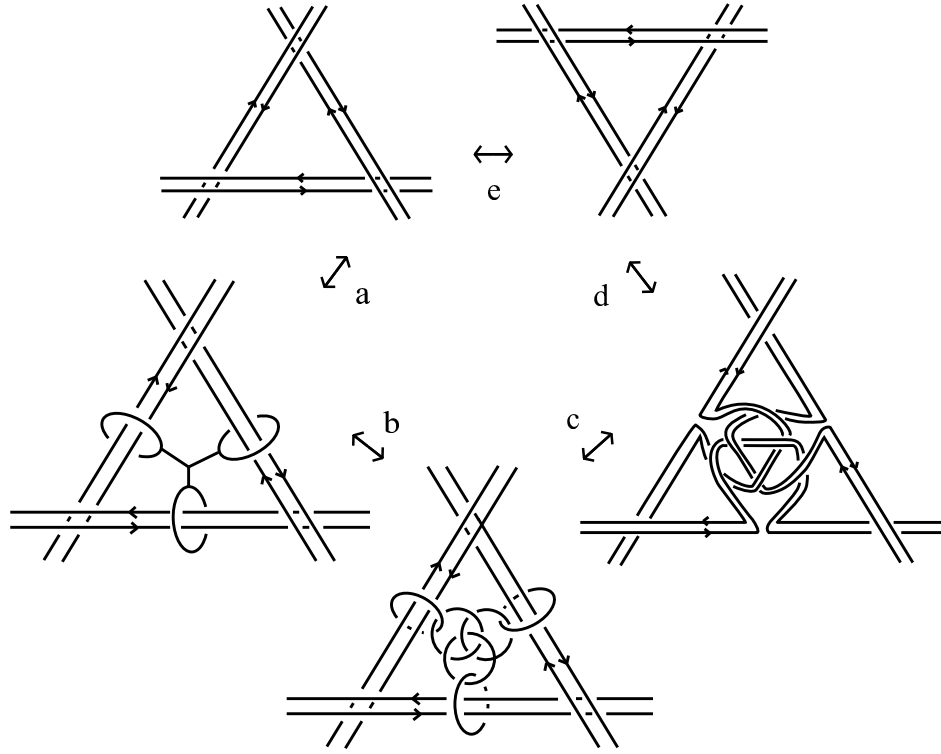


FIGURE 10. Y-Clasper surgery is Doubled-Delta Move

Proof. Consider a neighborhood of the clasp, as in Figure 11a. There are $2k$ strands passing through the leaf, with k in each direction. We can assume the strands' directions alternate within this neighborhood. If they do not alternate, we can permute the strands by introducing inverse braids just above and below the $2k$ braid in question.

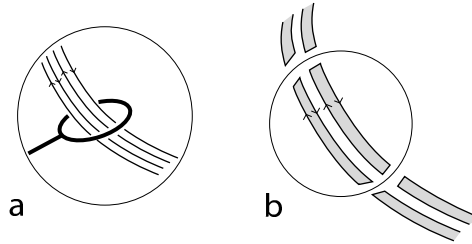


FIGURE 11. Enlarged View of Clasper Leaf

Temporarily cut the strands at the neighborhood's boundary and fill in the alternating arcs to get bands as in Figure 11b. Outside the neighborhood, apply Seifert's algorithm to the resulting link. Then reattach the new bands at the neighborhood's boundary to obtain a Seifert surface for the original link where the leaf of the clasper grabs k bands of the Seifert surface.

Now clasper surgery is equivalent to tying these bands into Borromean rings, which doesn't affect the linking of the bands or strands. If a basis element of $H_1(\Sigma)$ runs through a band, its pairwise linking with the other basis elements is unchanged; if not, it is completely unaffected by the surgery. Thus the clasper surgery leaves the Seifert matrix unchanged. \square

Proof of *iii.* \implies *iv.* With almost no alteration, the proof of *iii.* \implies *iv.* can also be used to show that two classically S-equivalent knots or links have a Seifert matrix in common.

Proof. If L and L' are Strongly S-equivalent then, by definition, there are Seifert matrices M and M' respectively such that M is equivalent to M' under a finite sequence of enlargements (\nearrow), reductions (\searrow), and congruences (\cong). For example, we can write a sequence of the form

$$(*) \quad M \searrow M_1 \nearrow M_2 \cong M_3 \searrow M_4 \cong M_5 \nearrow M_6 \searrow M'.$$

In order to prove that L and L' have a Seifert matrix in common, it will be helpful to rewrite the sequence $(*)$ so that all the enlargements precede all the reductions, as in

$$(**) \quad M \nearrow \widehat{M}_1 \cong \widehat{M}_2 \nearrow \widehat{M}_3 \cong \widehat{M}_4 \nearrow \widehat{M}_5 \cong \widehat{M}_6 \searrow \widehat{M}_7 \searrow \widehat{M}_8 \cong M'.$$

The following lemmas establish that such an ordered sequence $(**)$ exists for every pair of strongly S-equivalent matrices and show how the ordered sequence completes the proof of *iii.* \implies *iv.*

Lemma 6.2. $M_1 \searrow M_2 \nearrow M_3 \implies M_1 \nearrow M_4 \cong M_5 \searrow M_3$.

Before proving this lemma, we first note that the simpler implication $M_1 \searrow M_2 \nearrow M_3 \implies M_1 \nearrow M_4 \searrow M_3$ is not true. In the right-hand side, a reduction immediately follows an enlargement, so the two actions cancel each other and $M_1 = M_3$, which is not necessarily true in the left-hand side.

Proof. Assume that

$$M_1 = \begin{pmatrix} & & \downarrow & & \\ & V & \overrightarrow{y_1^t} & 0 & \\ - & \overrightarrow{x_1} & - & z_1 & 0 \\ - & 0 & - & 1 & 0 \end{pmatrix}, \quad M_2 = V, \quad \text{and} \quad M_3 = \begin{pmatrix} & & \downarrow & & \\ & V & \overrightarrow{y_3^t} & 0 & \\ - & \overrightarrow{x_3} & - & z_3 & 0 \\ - & 0 & - & 1 & 0 \end{pmatrix}.$$

Then let

$$M_4 = \begin{pmatrix} & & \downarrow & & \downarrow & & \\ & V & \overrightarrow{y_1^t} & 0 & \overrightarrow{y_3^t} & 0 & \\ - & \overrightarrow{x_1} & - & z_1 & 0 & 0 & 0 \\ - & 0 & - & 1 & 0 & 0 & 0 \\ - & \overrightarrow{x_3} & - & 0 & 0 & z_3 & 0 \\ - & 0 & - & 0 & 0 & 1 & 0 \end{pmatrix}.$$

If M_4 is a $k \times k$ matrix, then let M_5 be the result of a change of basis that permutes the k th basis element with the $k - 2$ nd, and the $k - 1$ st basis element with the $k - 3$ rd. Then

$$M_5 = \begin{pmatrix} & & \downarrow & \downarrow & \downarrow \\ & V & \overrightarrow{y_3}^t & 0 & \overrightarrow{y_1}^t & 0 \\ - & \overrightarrow{x_3} & - & z_3 & 0 & 0 & 0 \\ - & 0 & - & 1 & 0 & 0 & 0 \\ - & \overrightarrow{x_1} & - & 0 & 0 & z_1 & 0 \\ - & 0 & - & 0 & 0 & 1 & 0 \end{pmatrix},$$

which reduces to M_3 . \square

Lemma 6.3. $M_1 \cong M_2 \nearrow M_3 \implies M_1 \nearrow M_4 \cong M_3$.

Proof. If $M_2 = P^t M_1 P$, and

$$M_3 = \begin{pmatrix} & & \downarrow & \downarrow \\ & P^t M_1 P & \overrightarrow{y_3}^t & 0 \\ - & \overrightarrow{x_3} & - & z_3 & 0 \\ - & 0 & - & 1 & 0 \end{pmatrix},$$

$$\text{let } M_4 = \begin{pmatrix} & & \downarrow & \downarrow \\ & M_1 & (P^t)^{-1} \cdot \overrightarrow{y_3}^t & 0 \\ - & \overrightarrow{x_3} \cdot P^{-1} & - & z_3 & 0 \\ - & 0 & - & 1 & 0 \end{pmatrix}$$

be an enlargement of M_1 . Now let $Q = \begin{pmatrix} P & 0 \\ 0 & I \end{pmatrix}$. Then

$$\begin{aligned} Q^t M_4 Q &= \begin{pmatrix} P^t & 0 \\ 0 & I \end{pmatrix} \begin{pmatrix} & & \downarrow & \downarrow \\ & M_1 & (P^t)^{-1} \cdot \overrightarrow{y_3}^t & 0 \\ - & \overrightarrow{x_3} \cdot P^{-1} & - & z_3 & 0 \\ - & 0 & - & 1 & 0 \end{pmatrix} \begin{pmatrix} P & 0 \\ 0 & I \end{pmatrix} \\ &= \begin{pmatrix} & & \downarrow & \downarrow \\ & P^t M_1 & P^t \cdot [(P^t)^{-1} \cdot \overrightarrow{y_3}^t] & 0 \\ - & \overrightarrow{x_3} \cdot P^{-1} & - & z_3 & 0 \\ - & 0 & - & 1 & 0 \end{pmatrix} \begin{pmatrix} P & 0 \\ 0 & I \end{pmatrix} \\ &= \begin{pmatrix} & & \downarrow & \downarrow \\ & P^t M_1 P & P^t \cdot [(P^t)^{-1} \cdot \overrightarrow{y_3}^t] & 0 \\ - & [\overrightarrow{x_3} \cdot P^{-1}] \cdot P & - & z_3 & 0 \\ - & 0 & - & 1 & 0 \end{pmatrix} \\ &= \begin{pmatrix} & & \downarrow & \downarrow \\ & P^t M_1 P & \overrightarrow{y_3}^t & 0 \\ - & \overrightarrow{x_3} & - & z_3 & 0 \\ - & 0 & - & 1 & 0 \end{pmatrix} = M_3 \end{aligned}$$

\square

Lemma 6.4. *Any sequence of relations between Strongly S-equivalent matrices can be rewritten so that all enlargements come before all reductions, as in the sequence (**).*

Proof. The proof of Lemma 6.4 follows from an induction argument using Lemmas 6.2 and 6.3. For simplicity, we will use strings of the symbols $\{\nearrow, \searrow, \cong\}$ to denote enlargements, reductions, and congruences, respectively, while omitting explicit reference to the matrices.

- Base Case: $\searrow \nearrow \implies \nearrow \cong \searrow$ (Lemma 6.2).
- Inductive Step: Find the first enlargement that is preceded by a reduction. Note that the sequence preceding this enlargement is arranged as desired. There are two cases:
 - (1) If this enlargement is immediately preceded by a congruence, apply Lemma 6.3 to replace $\cong \nearrow$ with $\nearrow \cong$. Repeat Lemma 6.3 until the enlargement is immediately preceded by a reduction.
 - (2) If this enlargement is immediately preceded by a reduction, then by Lemma 6.2, $\searrow \nearrow$ can be replaced with $\nearrow \cong \searrow$.
 Continue the two steps above until the enlargement is immediately preceded by another enlargement.

We have reduced the number of out-of-order $\{\nearrow, \searrow, \cong\}$ by one without increasing the number of enlargements or reductions. Continue the inductive step until there is no enlargement preceded by a reduction. \square

We can now finish the proof of *iii.* \implies *iv.* If L and L' are Strongly S-equivalent, then by Lemma 6.4 we may assume there exists a sequence of relations $(\nearrow, \searrow, \cong)$ between M and M' where all enlargements precede all reductions. Note that:

- If M is an ordered Seifert matrix for the link L with respect to Seifert surface Σ and basis β , and if $M \nearrow M'$, then M' is also an ordered Seifert matrix for L with respect to a 1-handle enlargement $\widehat{\Sigma}$ of Σ and the corresponding new basis $\beta \cup \{a_1, a_2\}$. This follows from Proposition 5.4.
- If M is an ordered Seifert matrix for the link L , and $M \cong M'$, then M' is also an ordered Seifert matrix for L , with respect to the same Seifert surface and a new basis as prescribed by the congruence.

Using the two facts above, we can “work inwards” from both ends of the ordered sequence to show that L and L' have a common Seifert matrix (though not necessarily M or M') for some Seifert surfaces and bases. Starting with M and working from left to right, each enlargement or congruence yields a new Seifert matrix for L . This terminates when we reach the first reduction. Similarly, since $M_i \searrow M' \iff M' \nearrow M_i$, starting with M' and working from right to left, each reduction or congruence yields a new Seifert matrix for L' . In the ordered sequence labelled (**) above, \widehat{M}_5 is a common Seifert matrix for L and L' , as is \widehat{M}_6 . \square

Proof of *iv.* \implies *i.* The following proposition contains the bulk of content of the Main Theorem. This is the primary step that distinguishes the proof of *iv.* \implies *i.* from Naik-Stanford’s proof and uses the extra hypotheses of Strong S-equivalence:

Proposition 6.5. *If two m -component links L_0 and L_1 have the same ordered Seifert matrix M with respect to Seifert surfaces Σ_0 and Σ_1 and ordered bases β_0 and β_1 of $H_1(\Sigma_0)$ and $H_1(\Sigma_1)$, respectively, then it is possible to arrange Σ_0 and*

Σ_1 into disk-band form and to find new semi-symplectic bases γ_0 and γ_1 for Σ_0 and Σ_1 that give rise to a new shared ordered Seifert matrix N for both L_0 and L_1 .

Proof of Proposition. We start with surfaces Σ_0 and Σ_1 and bases β_0 and β_1 of $H_1(\Sigma_0)$ and $H_1(\Sigma_1)$, respectively. In transforming Σ_0 and Σ_1 into disk-band form, it is important that we keep track of the new semi-symplectic bases γ_0 and γ_1 in terms β_0 and β_1 . This means understanding the homeomorphisms involved in the transformation.

Both Σ_0 and Σ_1 have m boundary components, and since they share an ordered Seifert matrix, both have the same genus, say g . Let F_g be an abstract surface of genus g with m boundary components, specifically realized as a disk with bands as in Figure 12 (*i.e.* the string link from Figure 7 is trivial), where the $\{a_i\}$ form

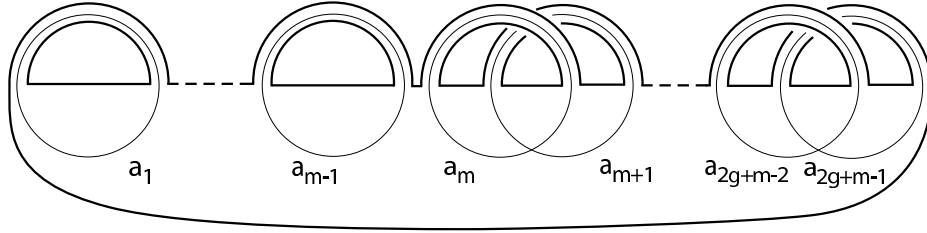


FIGURE 12. The surface F_g

an ordered basis for $H_1(F_g)$. The intersection form for $\{a_i\}$ is represented by the block matrix $X = \begin{pmatrix} 0 & 0 \\ 0 & Sym \end{pmatrix}$, where $Sym = \bigoplus_{j=1}^g \begin{pmatrix} 0 & -1 \\ 1 & 0 \end{pmatrix}$.

Choose orientation-preserving homeomorphisms $\Phi_i : F_g \rightarrow \Sigma_i$ from the pure mapping class group, *i.e.* the boundary components are fixed, pointwise. Assume that the boundary component of F_g that is parallel to a_j is sent by Φ_i to the j th component of L_i . Then

$$\begin{aligned} \Phi_i(\{a_i\}) &= \{\Phi_i(a_1), \dots, \Phi_i(a_{m-1+2g})\} \\ &= \{\beta_{i,1}, \beta_{i,2}, \dots, \beta_{i,m-1}, \Phi_i(a_m), \dots, \Phi_i(a_{m-1+2g})\} \end{aligned}$$

is also a basis for $H_1(\Sigma_i)$. So there exist invertible matrices $A_i = \begin{pmatrix} I & * \\ 0 & * \end{pmatrix}$ such that $N_i = A_i^t M A_i$ denote the ordered Seifert matrices of Σ_i with respect to the new bases $\Phi_i(\{a_i\})$. These homeomorphisms describe an explicit way to put Σ_0 and Σ_1 into disk band form as in Figure 7, where the two surfaces differ only by string links Λ_0, Λ_1 of bands of the Seifert surfaces. The new ordered Seifert matrices N_0 and N_1 correspond to these “new” surfaces, but $N_0 \neq N_1$. In the construction process we lost the critical hypothesis that the ordered Seifert matrices for L_0 and L_1 were equal. We need to show that N_0 is also an ordered Seifert matrix for Σ_1 , with respect to a different basis.

By definition, if we have a Seifert matrix N determined by a given basis, then $N - N^t$ is the intersection form for that same basis. Since homeomorphisms of surfaces preserve the intersection properties of their basis elements, $\Phi_i(\{a_i\})$ will have the same intersection properties as $\{a_i\}$, and thus we have that $N_i - N_i^t = X = \begin{pmatrix} 0 & 0 \\ 0 & Sym \end{pmatrix}$. Using this fact, we construct a matrix $C = A_1^{-1} A_0$ that we show

stabilizes X , in that $X = C^t X C$. First we show that $N_0 = C^t N_1 C$:

$$\begin{aligned} N_0 &= A_0^t M A_0 \\ &= A_0^t ((A_1^t)^{-1} M A_1^{-1}) A_0 \\ &= (A_1^{-1} A_0)^t N_1 (A_1^{-1} A_0) \\ &= C^t N_1 C \end{aligned}$$

Then,

$$\begin{aligned} X &= N_0 - N_0^t \\ &= C^t N_1 C - C^t N_1^t C \\ &= C^t (N_1 - N_1^t) C \\ &= C^t X C. \end{aligned}$$

Now the key step is to find a homeomorphism of the pure mapping class group that induces C with respect to the ordered basis $\Phi_1(\{a_i\})$. This, in turn, will prove that N_0 is an ordered Seifert matrix for Σ_1 . (Actually the pure mapping class group, which fixes the boundary components pointwise, is stronger than necessary. Fixing the boundary component-wise would be sufficient; however, the ordinary mapping class group only fixes the boundary set-wise.) For the case of knots, this key step is easy. There C is symplectic, and thus is well-known to be induced by such a homeomorphism, since the map from the pure mapping class group to the symplectic group is surjective [MKS, pp. 178, 355-6]. For links however, C is not symplectic, and it takes several steps to find a homeomorphism inducing C .

Lemma 6.6. *The matrix C is of the form $\begin{pmatrix} I & B \\ 0 & S \end{pmatrix}$ where S is a symplectic matrix.*

Proof. By construction, $C = A_1^{-1} A_0$. We know by definition that A_0 and A_1 are of the form $A_i = \begin{pmatrix} I & * \\ 0 & * \end{pmatrix}$.

First we want to show that A_1^{-1} is also of the form $\begin{pmatrix} I & * \\ 0 & * \end{pmatrix}$. Let $A_1 = \begin{pmatrix} I & Y \\ 0 & Z \end{pmatrix}$. Suppose $\begin{pmatrix} P & Q \\ R & T \end{pmatrix}$ is an inverse for A_1 . Then

$$\begin{pmatrix} I & 0 \\ 0 & I \end{pmatrix} = \begin{pmatrix} P & Q \\ R & T \end{pmatrix} \begin{pmatrix} I & Y \\ 0 & Z \end{pmatrix} = \begin{pmatrix} P & PY + QZ \\ R & RY + TZ \end{pmatrix},$$

so $R = 0$ and $P = I$. Thus A_1^{-1} must be of the form $\begin{pmatrix} I & * \\ 0 & * \end{pmatrix}$.

From this it is easy to see that

$$C = A_1^{-1} A_0 = \begin{pmatrix} I & Q \\ 0 & T \end{pmatrix} \begin{pmatrix} I & V \\ 0 & W \end{pmatrix} = \begin{pmatrix} I & V + QW \\ 0 & TW \end{pmatrix}$$

is also of the form $\begin{pmatrix} I & * \\ 0 & * \end{pmatrix}$.

Now we need to demonstrate that the lower right block of C is symplectic. For this, we let $C = \begin{pmatrix} I & B \\ 0 & S \end{pmatrix}$. Then

$$\begin{aligned} C^t X C &= \begin{pmatrix} I & 0 \\ B^t & S^t \end{pmatrix} \begin{pmatrix} 0 & 0 \\ 0 & Sym \end{pmatrix} \begin{pmatrix} I & B \\ 0 & S \end{pmatrix} \\ &= \begin{pmatrix} 0 & 0 \\ 0 & S^t \cdot Sym \end{pmatrix} \begin{pmatrix} I & B \\ 0 & S \end{pmatrix} \\ &= \begin{pmatrix} 0 & 0 \\ 0 & S^t \cdot Sym \cdot S \end{pmatrix} = \begin{pmatrix} 0 & 0 \\ 0 & Sym \end{pmatrix} = X. \end{aligned}$$

Recall that $Sym = \bigoplus_{j=1}^g \begin{pmatrix} 0 & -1 \\ 1 & 0 \end{pmatrix}$. Since $S^t \cdot Sym \cdot S = Sym$, S is a symplectic matrix. \square

Lemma 6.7. *The matrix $D = \begin{pmatrix} I & 0 \\ 0 & S \end{pmatrix}$, relative to any fixed semi-symplectic basis, is induced by a homeomorphism of the pure mapping class group.*

Proof. We want to consider D to represent an action on $H_1(\Sigma_1)$. If Σ were a once-punctured surface (in other words, if our link were a knot), then D would be symplectic and this action would then be induced by a homeomorphism from the pure mapping class group [MKS].

Our Seifert surface Σ_1 is an m -punctured surface. Choose a representative curve $\bar{\beta}_i \subset \Sigma_1$ for each of the last $2g$ basis elements of β_1 , where $m \leq i \leq 2g + m - 1$, such that the geometric intersections among representatives respect the algebraic intersections determined by the ordered Seifert matrix.

Temporarily cap off the m boundary components with disks D_1, \dots, D_m , forming a new closed surface $\bar{\Sigma}$. Consider a larger disk $U \subset \bar{\Sigma}$ that encompasses all the smaller disks D_1, \dots, D_m , but does not intersect any of $\bar{\beta}_m, \dots, \bar{\beta}_{2g+m-1}$. This is possible. Since the $2g$ basis elements are semi-symplectic, we can cut Σ along these curves to obtain an m -punctured $2g$ -gon. The disk U can be chosen in the interior of this $2g$ -gon such that it will encompass all of the disks D_i (a pushoff of the $2g$ -gon's boundary will suffice).

Now $\bar{\Sigma} - U$, a subset of Σ_1 , is a once-punctured surface with symplectic basis $\bar{\beta}_m, \dots, \bar{\beta}_{2g+m-1}$. Where $D = \begin{pmatrix} I & 0 \\ 0 & S \end{pmatrix}$ represents an action on $H_1(\Sigma_1)$, S represents an action on $H_1(\bar{\Sigma} - U)$ and corresponds to a homeomorphism \bar{g} of the pure mapping class group by the surjective map mentioned above.

We can extend \bar{g} to g , which agrees with \bar{g} on $\bar{\Sigma} - U \subset \Sigma_1$ and fixes the remaining $U - \bigcup_{j=1}^m D_j \subset \Sigma_1$. We now have that the homeomorphism g induces the action $D = \begin{pmatrix} I & 0 \\ 0 & S \end{pmatrix}$ on $H_1(\Sigma_1)$. \square

Lemma 6.8. *There is a matrix E such that $C = DE$, and E can be taken to be a product of elementary matrices $E_{i,j}$ where each $E_{i,j}$ is induced by a homeomorphism of the pure mapping class group.*

Proof. Observe that $\begin{pmatrix} I & B \\ 0 & S \end{pmatrix} = \begin{pmatrix} I & 0 \\ 0 & S \end{pmatrix} \begin{pmatrix} I & B \\ 0 & I \end{pmatrix}$, or $C = D \begin{pmatrix} I & B \\ 0 & I \end{pmatrix}$. Let $E = \begin{pmatrix} I & B \\ 0 & I \end{pmatrix}$. Right-multiplication by this matrix E can be achieved by a product of several elementary matrices $E_{i,j}$, which we will proceed to define.

Note that B is an $(m-1) \times 2g$ block. To better illustrate the construction of the $E_{i,j}$, we first let $B_{i,j}$ be the $(m-1) \times 2g$ matrix that has the $b_{i,j}$ entry of B in the i, j th spot and zeros elsewhere. One can verify that $E = \begin{pmatrix} I & B \\ 0 & I \end{pmatrix} = \prod_{i,j=1}^{m-1} \begin{pmatrix} I & B_{i,j} \\ 0 & I \end{pmatrix}$.

Define an elementary $(2g + m - 1) \times (2g + m - 1)$ matrix $E_{i,j}$ to be the identity matrix with $+1$ in the $i, j + m - 1$ spot, where $1 \leq i \leq m - 1$, and $1 \leq j \leq 2g$. For example, if $m = 4$ and $g = 2$ then

$$E_{1,2} = \begin{pmatrix} & & & & \\ & 0 & 1 & 0 & 0 \\ I & 0 & 0 & 0 & 0 \\ & 0 & 0 & 0 & 0 \\ 0 & & & I & \end{pmatrix} = \begin{pmatrix} 1 & 0 & 0 & 0 & 1 & 0 & 0 \\ 0 & 1 & 0 & 0 & 0 & 0 & 0 \\ 0 & 0 & 1 & 0 & 0 & 0 & 0 \\ 0 & 0 & 0 & 1 & 0 & 0 & 0 \\ 0 & 0 & 0 & 0 & 1 & 0 & 0 \\ 0 & 0 & 0 & 0 & 0 & 1 & 0 \\ 0 & 0 & 0 & 0 & 0 & 0 & 1 \end{pmatrix}$$

It should also be noted that for any integer k ,

$$(E_{1,2})^k = \begin{pmatrix} & 0 & k & 0 & 0 \\ I & 0 & 0 & 0 & 0 \\ & 0 & 0 & 0 & 0 \\ 0 & & & I & \end{pmatrix}$$

Then $C = DE$, where $E = \prod_{i=1}^{m-1} \prod_{j=1}^{2g} (E_{i,j})^{b_{i,j}}$.

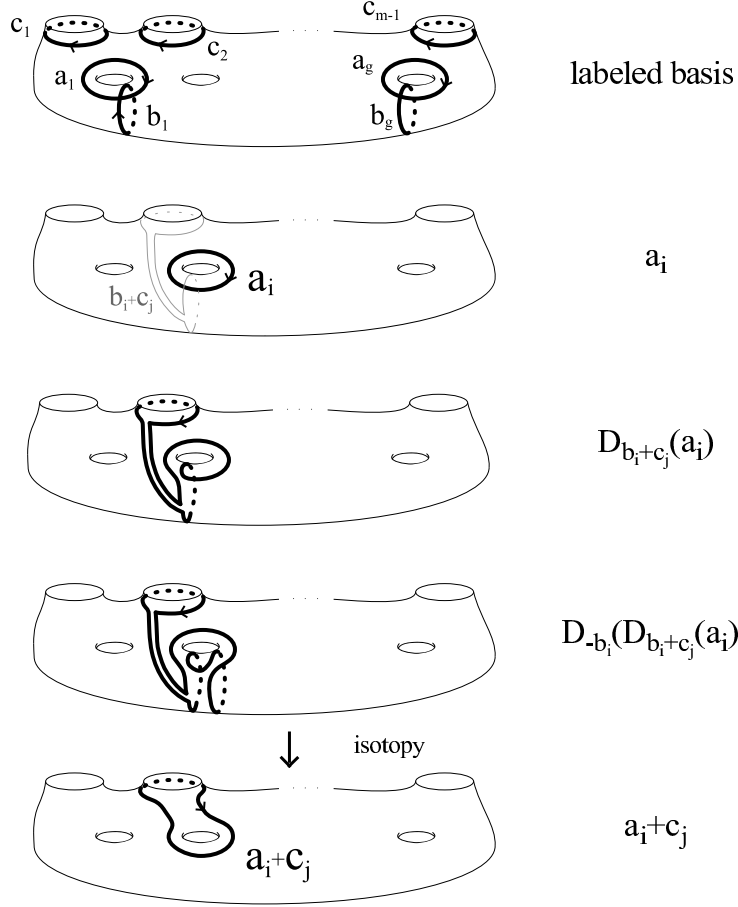
To show that these elementary matrices $E_{i,j}$ are induced by homeomorphisms of the pure mapping class group, note that each $E_{i,j}$ fixes the first $m-1$ basis elements and sends b_{m-1+j} to $b_{m-1+j} + b_i$. An example of this is shown below for $E_{1,3}$ where $m = 4$ and $g = 2$:

$$\begin{pmatrix} & & & & \\ & 0 & 0 & 1 & 0 \\ I & 0 & 0 & 0 & 0 \\ & 0 & 0 & 0 & 0 \\ 0 & & & I & \end{pmatrix} \begin{pmatrix} 0 \\ 1 \\ 0 \\ 0 \\ 0 \\ 0 \\ 0 \end{pmatrix} = \begin{pmatrix} 0 \\ 1 \\ 0 \\ 0 \\ 0 \\ 0 \\ 0 \end{pmatrix}$$

$$\text{and } \begin{pmatrix} & & & & \\ & 0 & 0 & 1 & 0 \\ I & 0 & 0 & 0 & 0 \\ & 0 & 0 & 0 & 0 \\ 0 & & & I & \end{pmatrix} \begin{pmatrix} 0 \\ 0 \\ 0 \\ 0 \\ 0 \\ 1 \\ 0 \end{pmatrix} = \begin{pmatrix} 1 \\ 0 \\ 0 \\ 0 \\ 0 \\ 1 \\ 0 \end{pmatrix}.$$

We need to find a homeomorphism that induces $E_{i,j}$, that is, one that exactly takes b_k to $b_k + b_i$ for $k = j + m - 1$ (and $1 \leq i \leq m-1, 1 \leq j \leq 2g$), while fixing all the other basis elements. These homeomorphisms can be realized as simple Dehn twists, and are illustrated in figure 13.

In each of these figures, the surface Σ_1 is represented schematically as a genus $2g$ surface with m boundary components. Pairs of the standard symplectic basis elements are labelled $\{a_i, b_i\}$, while the boundary basis elements are labelled c_i . The notation $D_b(a)$ is used to represent the effect on the curve a of performing a Dehn twist about the curve b . Using this notation, we show that a_i can be taken to $a_i + c_j$ by the composition of Dehn twists $D_{-b_i}(D_{b_i+c_j}(a_i)) = a_i + c_j$. Similarly, $D_{-a_i}(D_{a_i+c_j}(b_i)) = b_i + c_j$.

FIGURE 13. Dehn twists $D_{-b_i}(D_{b_i+c_j}(a_i)) = a_i + c_j$.

Since each $E_{i,j}$ fixes the first $m-1$ basis elements, $E_{i,j}$ is induced by a homeomorphism $f_{i,j}$ that fixes the first $m-1$ boundary components of Σ_i and hence fixes all m boundary components. All that is required for the sake of C is that the boundary be fixed, component-wise. However, as the $f_{i,j}$ are constructed from these simple Dehn twists, they can easily be taken to fix the boundary components point-wise. Now, E , as a product of elementary matrices $E_{i,j}$, is induced by the corresponding composition of the $f_{i,j}$. That is, the action of E on $H_1(\Sigma_1)$ is induced by the composition $f = \begin{smallmatrix} m-1 & 2g & b_{i,j} \\ \circ & \circ & \circ \\ i=1 & j=1 & k=1 \end{smallmatrix} f_{i,j}$ of homeomorphisms $f_{i,j}$. \square

Together, Lemmas 6.7 and 6.8 imply that C is induced by a homeomorphism $h = f \circ g$ of the pure mapping class group. Now we can use the homeomorphisms $\Phi_0 : F_g \rightarrow \Sigma_0$ and $h \circ \Phi_1 : F_g \rightarrow \Sigma_1$ to put Σ_0 and Σ_1 into disk and band form as in Figure 14. The basis elements $h \circ \Phi_1(\{a_i\})$ are the columns of the matrix C . Where N_1 was the Seifert matrix for Σ_1 with respect to the basis $\Phi_1(\{a_i\})$, now $N_0 = h_*^t N_1 h_* = C^t N_1 C$ is the Seifert matrix for Σ_1 with respect to the basis $h \circ \Phi_1(\{a_i\})$. Thus the Seifert surfaces Σ_0 and Σ_1 , together with the semi-symplectic

bases $\Phi_0(\{a_i\})$ and $h \circ \Phi_1(\{a_i\})$, respectively, give rise to a shared ordered Seifert matrix N_0 for L_0 and L_1 . \square

Finally, the tools are in place to prove the final implication of the Main Theorem.

Proof of iv. \Rightarrow i.. Suppose L_0 and L_1 have the same ordered Seifert matrix M with respect to Seifert surfaces Σ_0 and Σ_1 and ordered bases β_0 and β_1 of $H_1(\Sigma_0)$ and $H_1(\Sigma_1)$, respectively. Proposition 6.5 states that the Seifert surfaces Σ_0 and Σ_1 can be arranged in disk-band form as in Figure 14, with new semi-symplectic bases γ_0 and γ_1 that each give rise to a shared ordered Seifert matrix N for L_0 and L_1 .

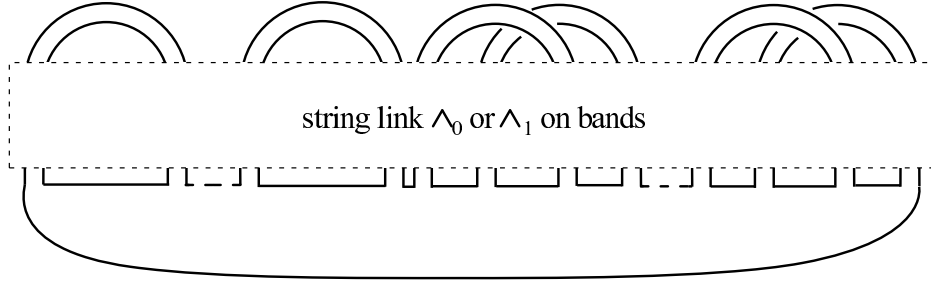


FIGURE 14. Σ_0 and Σ_1 differ by string links Λ_0 and Λ_1 on their bands

In their new disk-band form, the Seifert surfaces Σ_0 and Σ_1 differ only by the string links Λ_0 and Λ_1 of bands. Because γ_0 and γ_1 were chosen to be semi-symplectic, the new basis elements run straight through each band. The sets of pairwise linking numbers for Λ_0 and Λ_1 are equal, both being determined by the matrix N . By Murakami-Nakanishi's theorem [MN], Λ_0 and Λ_1 are related by a sequence of (single) delta moves. Therefore our original links L_0 and L_1 are related by a sequence of doubled-delta moves, having two oppositely oriented strands for each band of Λ_0 or Λ_1 .

Although the issue of framing on the bands of Σ_0 and Σ_1 has not yet been addressed, it is clear that the delta move doesn't change the framing on any strand of a string link, and the doubled-delta move doesn't alter the self-linking of any of the bands. Moreover, the framing of each band corresponds to the self-linking of the basis element running through that band and is thus the same for Σ_0 as for Σ_1 , both being determined by the diagonal entries of N . \square

REFERENCES

- [CT] James Conant and Peter Teichner. *Grope Cobordism of Classical Knots*. Topology 43 (2004), no. 1, 119–156.
- [Ga] Stavros Garoufalidis. *Links with Trivial Alexander Module and Nontrivial Milnor Invariants*. preprint, math.GT/0206196.
- [GL] Stavros Garoufalidis and Jerome Levine. *Concordance and 1-loop clovers*. Algebr. Geom. Topol. 1 (2001), 687–697.
- [GR] Stavros Garoufalidis and Lev Rozansky. *The Loop Expansion of the Kontsevich Integral, the Null Move and S-equivalence*. preprint, math.GT/0003187.
- [Go] Cameron McA. Gordon. *Some Aspects of Classical Knot Theory*. Lecture Notes in Math., 685, Springer, Berlin, 1978.

- [Gu1] Mikhail Goussarov. *Finite Type Invariants and n -equivalence of 3-manifolds*. C. R. Acad. Sci. Paris Sér. I Math. 329 (1999), no. 6, 517–522.
- [Gu2] Mikhail Goussarov. *Variations of Knotted Graphs. The Geometric Technique of n -equivalence*. (Russian) Algebra i Analiz 12 (2000), no. 4, 79–125; translation in St. Petersburg Math. J. 12 (2001), no. 4, 569–604.
- [H] Kazuo Habiro. *Claspers and Finite Type Invariants of Links*. Geom. Topol. 4 (2000), 1–83.
- [K] Akio Kawauchi. *A Survey of Knot Theory*. Birkhäuser Verlag, Basel, 1996.
- [Le] Jerome Levine. *The Conway Polynomial of an Algebraically Split Link*. KNOTS '96 (Tokyo), 23–29, World Sci. Publishing, River Edge, NJ, 1997.
- [Li] W. B. Raymond Lickorish. *An Introduction to Knot Theory*. Graduate Texts in Mathematics, 175. Springer-Verlag, New York, 1997.
- [MKS] Wilhelm Magnus, Abraham Karrass, and Donald Solitar. *Combinatorial Group Theory*. Presentations of groups in terms of generators and relations. Second revised edition. Dover Publications, Inc., New York, 1976.
- [MN] Hitoshi Murakami and Yasutaka Nakanishi. *On a Certain Move Generating Link-Homology*. Math. Ann. 284 (1989), no. 1, 75–89.
- [NS] Swatee Naik and Theodore Stanford. *A Move on Diagrams that Generates S -equivalence of Knots*. J. Knot Theory Ramifications, Vol. 12, No. 5 (2003) 717–724.
- [R] Dale Rolfsen. *Knots and Links*. Publish or Perish, Inc., Houston, TX, 1990.