

Time-evolution of the Rule 150 cellular automaton activity from a Fibonacci iteration

Jens Christian Claussen*

*Institut für Theoretische Physik und Astrophysik,
Universität Kiel, Leibnizstraße 15, 24098 Kiel, Germany*

(Dated: October 17, 2004)

The total activity of the single-seeded cellular rule 150 automaton does not follow a one-step iteration like other elementary cellular automata, but can be solved as a two-step vectorial, or string, iteration, which can be viewed as a generalization of Fibonacci iteration generating the time series from a sequence of vectors of increasing length. This allows to compute the total activity time series more efficiently than by simulating the whole spatio-temporal process, or even by using the closed expression.

PACS numbers: 05.40.-a, 05.45.Df, 82.40.Np, 45.70.Qj

I. INTRODUCTION

Since the coining paper of Bak, Tang, and Wiesenfeld [1], there has been considerable interest in the long-time behavior of cellular automata, especially for occurrence of long range correlations, and correspondingly for power spectra exhibiting a power law decay, which have become a paradigm for complex dynamical systems in general [2]. Cellular automata [3, 4] are a widely studied class of discrete dynamical systems showing emergence of complex spatio-temporal patterns from a simple dynamical rule.

ECA and sum signals — A cellular automaton consists of an infinite lattice of cells of e.g. two possible states (0,1), and a local deterministic update rule. At each discrete time step, a cell is updated $x_n^t \rightarrow x_n^{t+1}$ according to the state within a local neighborhood. For Conway's Game of Life [5] the 3×3 Moore neighborhood on a two-dimensional lattice is used. A simpler, yet complex, class are the elementary cellular automata (ECA) [3, 4], defined on a one-dimensional lattice, and the update rule depends on the next-neighbor sites and its own state one time step before:

$$x_n^{t+1} = f(x_{n+1}^t, x_n^t, x_{n-1}^t) \quad (1)$$

where f (the rule) is determined by 8 bits being the output of the possible input bits 000, 001, ..., 111; this 8-bit number forms the "rule" number which enumerates the 256 possible ECA rules. The power spectra of rule 90 [6] and some of the other ECA rules [7] exhibit a $1/f^\alpha$ decay. Rule 90 and rule 150 can be expressed also as

$$x_n^{t+1} = [x_{n-1}^t + r x_n^t + x_{n+1}^t] \bmod 2 \quad (2)$$

where $r = 0$ defines rule 90, and $r = 1$ rule 150, respectively. In the context of catalytic processes, both can be interpreted as local self-limiting reaction processes [6, 7]. As models for chemical turbulence, similar dynamics with a continuous phase variable have been discussed in [8] and [9], including solitonic behavior, periodic, and turbulent states.

Total activity. — In the chemical picture, the total reaction rate at a given time t corresponds to the total number of sites with $x_m^t = 1$, described by the sum signal

$$X(t) = \sum_n x_n^t. \quad (3)$$

While for rule 150 there is no convenient solution of $X(t)$ except a formal one [15], and a fairly complicated expression (see Sec. II), it is computationally quite costly to perform the full spatiotemporal dynamical simulation, even if one is interested only in the time series. This paper gives an iterative solution of $X(t)$ from a geometrical iteration and investigates the relationship to the Fibonacci iteration. The block sums over $0 \leq t \leq 2^N - 1$ can even be expressed directly via Fibonacci numbers.

Throughout this paper the pure pattern generated by a single 1 are considered on an infinite lattice.

II. EXACT SOLUTION

While in the Sierpinski (rule 90) case $X(t)$ factorizes in a product of $X_i(\sigma_i)$ for all "time spins" [6], for rule 150 it does not. But again, a "spin decomposition" of time $t = \sum_{j=0}^{N-1} \sigma_j 2^j$ with $\sigma_j \in \{0, 1\}$ can be utilized as an efficient coordinate system for the time axis.

Before turning to the geometric iteration, it should be mentioned that a closed expression in fact can be written down as follows. As pointed out by Wolfram [4], for rule 150 the "correlation" of the time spins comes into play, i.e. $X(t)$ is exactly multiplicative for blocks of spins of value 1 which are separated by one or more zeroes. Then $X(t) = \prod_{n=1}^N \chi(n)^{c_n}$, where c_n is the multiplicity of blocks of length n . The series $\chi(n)$ should correctly read [16] to the iteration $\chi(n) = 2\chi(n-1) - (-1)^n$ for $n \leq 1$ and $\chi(0) = 1$. Obviously $\chi(n) = X(2^n - 1)$ holds. The $\chi(n)$ on the other hand turn out as the most decaying frequencies in the spectrum of rule 90 (see Fig. 2 in Ref. [6]), and can be expressed in closed form by

$$\chi(n) = \left\lfloor \frac{2^{n+2} + 1}{3} \right\rfloor, \quad (4)$$

where $\lfloor \cdot \rfloor$ is the floor function. Defining $\sigma_{-1} := 0$ and $\sigma_N := 0$, one can formalize the spin-block counting as

$$X(t) = \prod_{n=1}^N \chi(n)^{\sum_{i=0}^{N-n} (1-\sigma_{i-1})(1-\sigma_{i+n}) \prod_{l=0}^{n-1} \sigma_{i+l}}. \quad (5)$$

With our expression (4), this is a closed solution, and corresponds to $X_{90}(t) = \prod_{j=0}^{N-1} 2^{\sigma_j}$ in the Sierpinski case.

Due to the complicated time spin correlations, it however looks quite unwieldy for analytical use, and even is numerically unfeasible [17].

III. ITERATIVE SOLUTION BY GENERALIZED HYPER-FIBONACCI SERIES

In contrast to the rule 90 (Sierpinski) case, for rule 150 the time evolution does not follow the same type

of initiator-generator mechanism as it is well known for fractal sets. However, it is possible to define a geometric or measure-theoretic [10] iteration based on the last and the last but one iterate, see Fig. 1. This corresponds to a difference equation with the r.h.s. depending on the last two time steps, and in fact, for the total activity within 2^N time steps we will derive a difference equation later.

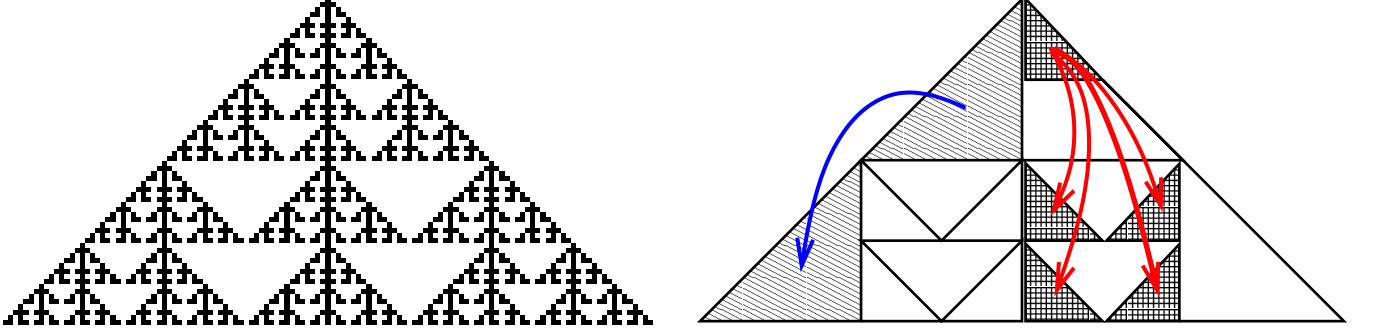


FIG. 1: Left: Time-evolution of rule 150 for the first 64 time steps, started with a single seed. Right: Illustration of the replication rule. The whole system is symmetric with respect to the vertical axis. The whole triangle above is replicated once (left part of the triangle). The upper part is reproduced quadruplicate (right part of the triangle).

According to the replication law (see Fig. 1), the time series of the total activity $X(t)$ follows the two-step iteration

$$\begin{aligned} X(1, 1, \sigma_{n-2} \cdots \sigma_0) &= X(0, 1, \sigma_{n-2} \cdots \sigma_0) + 2X(0, 0, \sigma_{n-2} \cdots \sigma_0) \\ X(1, 0, \sigma_{n-2} \cdots \sigma_0) &= 3X(0, 0, \sigma_{n-2} \cdots \sigma_0). \end{aligned} \quad (6)$$

If we define

$$\begin{aligned} Y(\bullet, - - -) &:= X(\bullet, 0, - - -) \\ Z(\bullet, - - -) &:= X(\bullet, 1, - - -), \end{aligned} \quad (7)$$

the iteration reads

$$\begin{aligned} Z(1, \sigma_{n-2} \cdots \sigma_0) &= Z(1, \sigma_{n-2} \cdots \sigma_0) + 2Y(1, \sigma_{n-2} \cdots \sigma_0) \\ Y(1, \sigma_{n-2} \cdots \sigma_0) &= 3Y(1, \sigma_{n-2} \cdots \sigma_0), \end{aligned} \quad (8)$$

or short

$$\begin{aligned} \mathbf{Z}_n^0 &= 3\mathbf{Y}_{n-1} \\ \mathbf{Z}_n^1 &= 2\mathbf{Y}_{n-1} + \mathbf{Z}_{n-1}, \end{aligned} \quad (9)$$

and the concatenations

$$\mathbf{Y}_n = (\mathbf{Y}_{n-1}, \mathbf{Z}_{n-1})^T \quad (10)$$

$$\mathbf{Z}_n = (\mathbf{Z}_n^0, \mathbf{Z}_n^1)^T \quad (11)$$

complete the iteration

$$\begin{pmatrix} \mathbf{Y}_n \\ \mathbf{Z}_n \end{pmatrix} = \begin{pmatrix} \mathbf{Y}_{n-1} \\ \mathbf{Z}_{n-1} \end{pmatrix} \quad (12)$$

$$\text{and} \quad \begin{pmatrix} \mathbf{Y}_n \\ \mathbf{Z}_n \end{pmatrix} = \begin{pmatrix} 3 \cdot \mathbf{1} & \mathbf{0} \\ 2 \cdot \mathbf{1} & \mathbf{1} \end{pmatrix} \begin{pmatrix} \mathbf{Y}_{n-1} \\ \mathbf{Z}_{n-1} \end{pmatrix} \quad (13)$$

The initial vector is given by $\begin{pmatrix} \mathbf{Y}_0 \\ \mathbf{Z}_0 \end{pmatrix} = \begin{pmatrix} 1 \\ 3 \end{pmatrix}$. Eqns. (12-13) can be collected together to the iteration

$$\begin{pmatrix} \mathbf{Y}_n \\ \mathbf{Z}_n \end{pmatrix} = \begin{pmatrix} \mathbf{1} & \mathbf{0} \\ \mathbf{0} & \mathbf{1} \\ 3 \cdot \mathbf{1} & \mathbf{0} \\ 2 \cdot \mathbf{1} & \mathbf{1} \end{pmatrix} \begin{pmatrix} \mathbf{Y}_{n-1} \\ \mathbf{Z}_{n-1} \end{pmatrix} \quad (14)$$

where the dimension of the vectors $\mathbf{Y}_n, \mathbf{Z}_n$ is 2^n , growing in the same way as for the Sierpinski iteration (see Fig. 2)

$\begin{pmatrix} \mathbf{Y}_n \\ \mathbf{Z}_n \end{pmatrix} = \begin{pmatrix} \mathbf{1} \\ 2 \cdot \mathbf{1} \end{pmatrix} = \begin{pmatrix} \mathbf{Y}_{n-1} \\ \mathbf{Z}_{n-1} \end{pmatrix}$, or the Thue-Morse iteration $\begin{pmatrix} \mathbf{Y}_n \\ \mathbf{Z}_n \end{pmatrix} = \begin{pmatrix} \mathbf{1} \\ (-1) \cdot \mathbf{1} \end{pmatrix} \begin{pmatrix} \mathbf{Y}_{n-1} \\ \mathbf{Z}_{n-1} \end{pmatrix}$ (both use (12))

and start with $\mathbf{Z}_0 = (1)$.

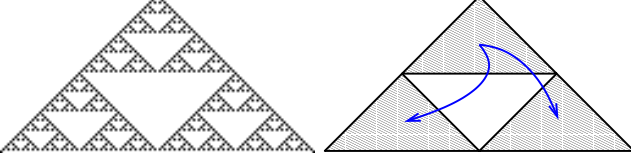


FIG. 2: Illustration of the replication rule for rule 90.

These iterations look formally similar to the Fibonacci or Lucas iteration $\begin{pmatrix} F_n \\ F_{n-1} \end{pmatrix} = \begin{pmatrix} 1 & 1 \\ 1 & 0 \end{pmatrix} \begin{pmatrix} F_{n-1} \\ F_{n-2} \end{pmatrix}$. Here $(F_1, F_0)^T = (1, 0)^T$ defines the Fibonacci series and $(F_1, F_0)^T = (1, 2)^T$ is the initial condition of the Lucas series. For the latter two, the length if the iterates is not growing.

Eqns. (6) or (14), equivalently, together with the initial condition $(1, 3)^T$ generate $X(t)$ iteratively for all t . Formally this iteration is analogous to the Fibonacci iteration, but acts on vectors of growing length within an infinite-dimensional vector space indexed by nonnegative integer values.

This type of series should be distinguished from the (r -th) hyper-Fibonacci series [11], where $f_l = 2^{l-1}$ for $l = 1, \dots, r+1$ and $f_l = f_{l-1} + \dots + f_{l-r+1}$ for $l > r+1$. On the other hand, the terminus *generalized Fibonacci series* is widely used for the ordinary Fibonacci or Lucas iteration with two arbitrary start values f_0 and f_1 , where $f_0 = 0$, $f_1 = 1$ defines the Fibonacci series and $f_0 = 2$, $f_1 = 1$ defines the Lucas series; and in fact both can be used as (nonorthogonal) basis vectors of the linear space of generalized Fibonacci series. The $r = 1$ hyper-Fibonacci series corresponds to a generalized Fibonacci series with $f_0 = 1$, $f_1 = 2$. Consequently, an iteration of the algebraic structure of Eq. (14) could be denoted as a generalized hyper-Fibonacci series.

Another observation is the partial self-similarity relation

$$X(\sigma_n \dots \sigma_3, 0, \sigma_1, \sigma_0) = X(\sigma_1, \sigma_0) \cdot X(\sigma_n \dots \sigma_3) \quad (15)$$

(leading zeroes omitted in notation), i.e. the sequence generated by every second four-block ($\sigma_2 = 0$) factorizes into the first block $(1, 3, 3, 5)$ and the whole sequence itself. A closed expression for $X(\sigma_n \dots \sigma_3, 1, \sigma_1, \sigma_0)$ is however not known yet.

The first values of $X(t) = X(t_1 + t_2)$ are listed in Tab. I (see Fig. 3).

IV. ITERATIVE SOLUTION VIA A FORMAL LANGUAGE REPLICATION RULE

One can proceed similar to the Sierpinski (rule 90) case, where $X(t)$ can be generated from an initiator $a = (1)$ by the iterative replication $(a) \rightarrow (a, 2 \cdot a)$. For the Thue-Morse sequence, the iteration reads $(a) \rightarrow (a, (-1) \cdot a)$, see [12, 13, 14]. However, for rule 150 again the Fibonacci-like structure comes into play, i.e. each iterate depends on two preceders for which one has to require

	t_2																			
	0	16	32	48	64	80	96	112	128	144	160	176	192	208	224	240				
0	1	3	3	5	3	9	5	11	3	9	9	15	5	15	11	21				
1	3	9	9	15	9	27	15	33	9	27	27	45	15	45	33	63				
2	3	9	9	15	9	27	15	33	9	27	27	45	15	45	33	63				
3	5	15	15	25	15	45	25	55	15	45	45	75	25	75	55	105				
4	3	9	9	15	9	27	15	33	9	27	27	45	15	45	33	63				
5	9	27	27	45	27	81	45	99	27	81	81	135	45	135	99	189				
6	5	15	15	25	15	45	25	55	15	45	45	75	25	75	55	105				
t_1 7	11	33	33	55	33	99	55	121	33	99	99	165	55	165	121	231				
8	3	5	9	11	9	15	15	21	9	15	27	33	15	25	33	43				
9	9	15	27	33	27	45	45	63	27	45	81	99	45	75	99	129				
10	9	15	27	33	27	45	45	63	27	45	81	99	45	75	99	129				
11	15	25	45	55	45	75	75	105	45	75	135	165	75	125	165	215				
12	5	11	15	21	15	33	25	43	15	33	45	63	25	55	55	85				
13	15	33	45	63	45	99	75	129	45	99	135	189	75	165	165	255				
14	11	21	33	43	33	63	55	85	33	63	99	129	55	105	121	171				
15	21	43	63	85	63	129	105	171	63	129	189	255	105	215	231	341				

TABLE I: The total activity $X(t)$ for the first 256 time steps.

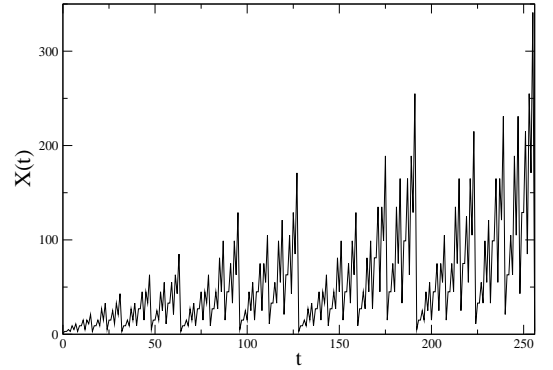


FIG. 3: Rule 150: Plot of $X(t)$ for the first 256 time steps.

$\text{len}(a) = \text{len}(b)$. Then the iteration is defined by

$$(a, b) \rightarrow (a, b, 3a, 2a + b). \quad (16)$$

This is equivalent to Eq. (14).

V. BLOCK-SUMS AND THE FIBONACCI SERIES

Following the same geometrical argument as for the row sums, the sum $S_n = \sum_{i=0}^{2^n-1} X(i)$ is given by the iteration $S_n - S_{n-1} = S_{n-1} + 4S_{n-2}$, or

$$S_n = 2S_{n-1} + 4S_{n-2}, \quad (17)$$

and the first elements of the series are listed in Tab. II.

The matrix of the iteration in time-delayed coordinates

$$\begin{pmatrix} S_n \\ S_{n-1} \end{pmatrix} = \begin{pmatrix} 2 & 4 \\ 1 & 0 \end{pmatrix} \begin{pmatrix} S_{n-1} \\ S_{n-2} \end{pmatrix} \quad (18)$$

has the eigenvalues $\alpha_{1,2} = 1 \pm \sqrt{5}$, indicating that it differs from the Fibonacci iteration matrix by an additional expansion factor of 2, i.e. by a suitable transformation

$$\begin{pmatrix} S_n \\ 2S_{n-1} \end{pmatrix} = \begin{pmatrix} 1 & 1 \\ 1 & 0 \end{pmatrix} \begin{pmatrix} 2S_{n-1} \\ 2^2S_{n-2} \end{pmatrix} \quad (19)$$

n	S_n	n	S_n	n	S_n
0	1	6	1344	12	1544192
1	4	7	4352	13	4997120
2	12	8	14080	14	16171008
3	40	9	45568	15	52330496
4	128	10	147456	16	169345024
5	416	11	477184	17	548012032

TABLE II: The block sums S_n for the first 18 time steps.

it relates to the Fibonacci numbers in usual convention,

$$S_n = F_{n+2} \cdot 2^n \quad (20)$$

$$= \frac{1}{\sqrt{5}} \left[\left(\frac{1+\sqrt{5}}{2} \right)^n - \left(\frac{1-\sqrt{5}}{2} \right)^n \right], \quad (21)$$

the latter following from Binet's formula. A "blockwise normalization", or detrended signal, as used in [6], can be achieved by subtracting

$$N_n = (S_n - S_{n-1})/2^{n-1} = 2F_{n-2} - F_{n-2} \quad (22)$$

from $X(t)$ for all $2^{n-1} \leq t \leq 2^n - 1$. Then $X(t) - N_{\lfloor \log_2 t \rfloor}$ defines a signal with a mean vanishing within each time

interval $[0, 2^N - 1]$. — The first values of this series are $N_0, N_1, \dots = 1, 3, 4, 7, 11, 18, \dots$

An immediate side result is that S_n defines the total volume of sites in (n, t) space having the value 1, and this volume scales for $n \rightarrow \infty$ with the largest eigenvalue. Thus, if the time-doubling iteration is interpreted as generation rule of the resulting self-similar fractal (rescaled to the unit interval), its Hausdorff-Besicovic dimension is given by $(1 + \sqrt{5})/2$.

VI. CONCLUSIONS

The self-similarity structure of the rule 150 elementary cellular automaton generated space-time fractal is qualitatively different from the Sierpinski triangle generated by rule 90. While the iteration itself generalizes the concept of a Fibonacci iteration to vectors of growing dimension, the blockwise sum exactly is given by the Fibonacci series multiplied by a scaling factor 2^n . The iteration rule for the total activity derived here allows to compute the total activity without simulating the spatial dynamics, thus considerably eases the numerical computation.

*Electronic address: claussen@theo-physik.uni-kiel.de

-
- [1] P. Bak, C. Tang, and K. Wiesenfeld, Phys. Rev. Lett. **59**, 381 (1987), Phys. Rev. A **38**, 364 (1988).
 - [2] H. J. Jensen, Self-organized Criticality, Cambridge Univ. Press (1998).
 - [3] S. Wolfram, Physica D **10**, 1-35 (1984); Nature **311**, 419 (1984),
 - [4] S. Wolfram, Rev. Mod. Phys. **55**, 601 (1983).
 - [5] Martin Gardner, *The fantastic combinations of John Conway's new solitaire game "life"*, Scientific American **223** (10), 120-123 (1970).
 - [6] J.C. Claussen, J. Nagler, and H.G. Schuster, Phys. Rev. E **70**, 032101 (2004).
 - [7] J. Nagler and J.C. Claussen, $1/f^\alpha$ spectra in elementary cellular automata and fractal signals, unpublished (2004).
 - [8] Chao Tang, Kurt Wiesenfeld, Per Bak, Susan Copper-smith, and Peter Littlewood, *Phase organization*, Phys. Rev. Lett. **58**, 1161 (1987).
 - [9] Y. Oono and M. Kohmoto, Phys. Rev. Lett. **55**, 2927 (1985).
 - [10] George W. Grossmann, Fractal Construction by Orthogonal Projection Using the Fibonacci Sequence, The Fibonacci Quarterly **35.1**, 206-224 (1997).
 - [11] J.C. Alexander, The entropy of the Fibonacci code (1989), unpublished. Available under: [http://www.cwru](http://www.cwru.edu/artsci/math/alexander/abstracts/fibabs.html)
 - [12] A. S. Pikovsky, M. A. Zaks, U. Feudel, and J. Kurths, Phys. Rev. E **52**, 285-296 (1995).
 - [13] M. A. Zaks, A. S. Pikovsky, and J. Kurths, Phys. Rev. Lett. **77**, 4338-4341 (1996).
 - [14] M. A. Zaks, Phys. Rev. Lett. **89**, 244101 (2002).
 - [15] Closed solution from generating functions: A straightforward expression for the time-evolution of x_n^t by rule 150 for the initial condition of a single 1 at $n = 0$ and $t = 0$, is defined by the coefficients of $P_t(x) := (1 + x + x^2)$ [4], or Gegenbauer functions, and perform the mod 2 operation afterwards, i.e. $P_t(x) = \sum_{n=0}^{2t} p_n x^n$ and $x_n^t = p_{n-t \bmod 2}$. From $P_t(x)$, the coefficients can be extracted via the method of generating function, giving
$$x_n^t = \left[\frac{\partial^{n+t}}{\partial x^{n+t}} P_t(x) \Big|_{x=0} \right] \bmod 2$$
 - However in contrary to the case of rule 90, generating the Sierpinski gasket, and where the coefficients of $(1 + x)^t$ simply are the binomial coefficients, this does not lead to a closed expression for $X(t)$ rule 150.
 - [16] The iteration in [4] p. 614 gives wrong numbers for $\chi(n)$.
 - [17] Of order $o(t^3)$, optimized $o(t^2)$; the spatial simulation is also $o(t^2)$; the iteration (14) is $o(t)$ as the matrices are diagonal.