

Weight systems for Milnor invariants

Blake Mellor
Mathematics Department
Loyola Marymount University
Los Angeles, CA 90045-2659
bmellor@lmu.edu

Abstract

We use Polyak's skein relation to give a new proof that Milnor's string link invariants $\mu_{12\dots n}$ are finite type invariants, and to develop a recursive relation for their associated weight systems. We show that the obstruction to the triviality of these weight systems is the presence of a certain kind of spanning tree in the intersection graph of a chord diagram.

1 Introduction

Milnor's μ -invariants [10] are important invariants of link homotopy. Unfortunately, they are only well-defined modulo a complicated indeterminacy, giving the more common $\bar{\mu}$ -invariants. Habegger and Lin [5] noticed that the indeterminacy disappears if the μ -invariants are viewed as invariants of *string links* rather than links, and proved that the μ -invariants classify string links up to homotopy. These invariants are also part of the theory of finite-type invariants: it is known that the invariant $\mu_{i_1 i_2 \dots i_r, j}$ is an invariant of type r for string links [2, 8].

Every finite type invariant gives rise to a weight system on chord diagrams [1], and these weight systems can be very useful in understanding the associated invariants, as in Bar-Natan and Garoufalides' proof of the Melvin-Morton-Rozansky Conjecture [3]. To date, the weight systems for the Milnor invariants have only been described in terms of unitrivalent graphs [2, 6], rather than directly in terms of chord diagrams. Recently, Polyak [11] has proven a skein relation for the μ -invariants, analogous to the well-known skein relations for the Alexander, Homfly and Kauffman polynomials. We will use this skein relation to give two new descriptions of the weight systems for Milnor's invariants: first by means of a recursive relation which can (like a skein relation) be used to compute the weight system directly from a chord diagram, and secondly by a characterization in terms of the intersection graph of the chord diagram [9]. Along the way, we will give a more direct combinatorial proof that the μ -invariants are finite type.

We will begin with a brief review of the preliminaries - finite type invariants, Milnor's invariants and Polyak's skein relation - in Section 2. In this section we will also give our new proof that Milnor's invariants are finite type. In Section 3 we will give a recursive formula for computing the Milnor weight systems and we will show that these weight systems detect the presence of a certain kind of spanning tree in the intersection graph of the chord diagram (this characterization is similar to Polyak's Gauss formula for the μ -invariants [11]).

2 Preliminaries

2.1 String Links and Link Homotopy

A *string link* of k components is a proper embedding of k disjoint line segments into a solid cylinder so that each strand has one endpoint on the bottom and one on the top, and the order of the strands is the same at

both ends. More formally, we have the following definition:

Definition 1 (Habegger and Lin [5]) *Let D be the unit disk in the plane and let $I = [0, 1]$ be the unit interval. Choose k points p_1, \dots, p_k in the interior of D , aligned in order along the x -axis. A **string link** L of k components is a smooth proper imbedding of k disjoint copies of I into $D \times I$:*

$$L : \bigsqcup_{i=1}^k I_i \rightarrow D \times I$$

such that $L|_{I_i}(0) = p_i \times 0$ and $L|_{I_i}(1) = p_i \times 1$. The image of I_i is called the i th string of the string link L .

Note that any string link can be closed up to a link by joining the top and bottom of each component by an arc which lies outside of $D \times I$ (and which is unlinked with the other arcs). An isotopy invariant of string links is a map from the space of string links to some set which is invariant under ambient isotopies of the embedding of the line segments in the cylinder which leave the endpoints of the line segments fixed. A *homotopy* invariant is invariant under ambient isotopies, and also under crossing changes of a strand with itself (but *not* under crossing changes between two different strands).

2.2 Milnor Invariants

Roughly speaking, Milnor's invariants detect how deeply the longitudes of the components of a string link lie in the lower central series of the link group.

Given a string link L , its link group $\pi_1((D^2 \times I) - L)$ has a Wirtinger presentation, generated by the arcs of the string link diagram. We also have a presentation of the link group modulo the q th subgroup in its lower central series (see [5, 10]):

$$\pi_1((D^2 \times I) - L) / (\pi_1)_q((D^2 \times I) - L) = \langle m_i \mid m_i l_i m_i^{-1} l_i^{-1} = 1, A_q \rangle$$

where the generators are the meridians m_i of the components of the link, the l_i denote the longitudes of the components of the link, and A_q denotes the q th subgroup in the lower central series of the free group on $\{m_i\}$. So each longitude (and the generators of the Wirtinger presentation) can be written in $\pi_1/(\pi_1)_q$ as a word in the m_i 's. We look at the Magnus expansion of the longitudes, replacing each m_i with $1 + K_i$ and each m_i^{-1} with $1 - K_i + K_i^2 - \dots$. We define $\mu_{i_1 \dots i_n, j}(L)$ as the coefficient of $K_{i_1} \dots K_{i_n}$ in the Magnus expansion of l_j . This is a well-defined invariant of string links up to concordance, as long as $q > n$ (it is otherwise independent of q). If the indices i_1, \dots, i_n, j are all distinct, it is in fact an invariant of string link homotopy. This definition can easily be extended to oriented $(k, 2n - k)$ tangles without closed components [11].

Note in particular that if component j overcrosses all other components, then $\mu_{i_1 \dots i_n, j}$ is trivial, since the longitude l_j will be the empty word. Also, if any component i_1, \dots, i_n *undercrosses* the other components, then its meridian will never appear in l_j , and $\mu_{i_1 \dots i_n, j}$ will likewise be trivial.

However, this definition can be rather unwieldy for computation. Polyak [11] has shown that the μ -invariants without repeating indices (i.e. the homotopy invariants) satisfy a skein relation, similar to the skein relations for the Conway-Alexander and Jones polynomials, which provides another method of computation. Consider two string links (or oriented tangles) L_+ and L_- which are identical except for one crossing of components i_k and j , where L_+ has the positive crossing and L_- has the negative crossing. We can "split" this crossing in two ways to define two other oriented tangles. Let L'_{i_k} be a strand which follows L_j (respecting orientation) until reaching the crossing, and then follows L_{i_k} against the orientation. Let L'_j be a strand which follows L_{i_k} and then switches to L_j , respecting the orientation on both components. Then we define $L_0 = (L - L_{i_k} - L_j) \cup L'_j$ and $L_\infty = (L - L_{i_k} - L_j) \cup L'_{i_k}$ as shown in Figure 1. Polyak showed that Milnor's μ -invariants satisfy the following skein relation:

$$\mu_{i_1 \dots i_k \dots i_n, j}(L_+) - \mu_{i_1 \dots i_k \dots i_n, j}(L_-) = \mu_{i_1 \dots i_{k-1}, i_k}(L_\infty) \cdot \mu_{i_{k+1} \dots i_n, j}(L_0)$$

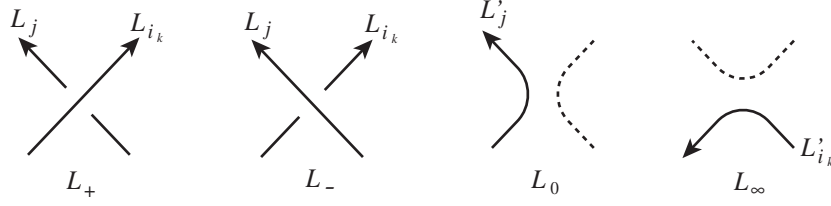


Figure 1: Splitting a crossing

In particular, in the cases when $k = 1$ or $k = n$, we have:

$$\begin{aligned}\mu_{i_k \dots i_n, j}(L_+) - \mu_{i_k \dots i_n, j}(L_-) &= \mu_{i_{k+1} \dots i_n, j}(L_0) \\ \mu_{i_1 \dots i_k, j}(L_+) - \mu_{i_1 \dots i_k, j}(L_-) &= \mu_{i_1 \dots i_{k-1}, i_k}(L_\infty) \\ \mu_{i_k, j}(L_+) - \mu_{i_k, j}(L_-) &= 1\end{aligned}$$

So we can reduce any computation of μ -invariants to a computation of linking numbers for tangles, which can be defined (using Gauss's formula) as one-half the sum of the signs of the crossings (a positive crossing contributes +1, and a negative crossing -1). Since tangles may have an odd number of crossings, this will not always yield an integer, as it does for links and string links.

NOTATION: We will often consider the invariant $\mu_{1 \dots n, n+1}$, or other invariants where the indices are a sequence of consecutive integers. For convenience, we will use $\mu_{i, j}$ to denote $\mu_{i, i+1, \dots, j-1, j}$.

2.3 Finite Type Invariants, Chord Diagrams and Weight Systems

Our treatment of finite type invariants will follow the combinatorial approach of Birman and Lin [4]. We will give a brief overview of this combinatorial theory; for more details, see [1, 4].

We first note that we can extend any string link invariant to an invariant of *singular* string links, where a singular string link is an immersion of a disjoint union of line segments in a solid cylinder (with endpoints arranged as in Definition 1) which is an embedding except for a finite number of isolated double points. Given a string link invariant v , we extend to singular string links via the relation in Figure 2

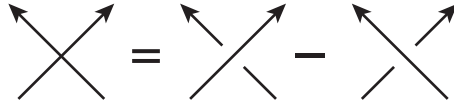


Figure 2: Extending invariants to singular links

An invariant v of singular string links is then said to be of *finite type*, specifically of *type* n , if v is zero on any string link with more than n double points (where n is a finite nonnegative integer). We denote by V_n the vector space over \mathbb{C} generated by (framing-independent) finite type invariants of type n . We can completely understand the space of finite type invariants by understanding all of the vector spaces V_n/V_{n-1} . An element of this vector space is completely determined by its behavior on string links with exactly n singular points. In addition, since such an element is zero on string links with more than n singular points, any other (non-singular) crossing of the string link can be changed without affecting the value of the invariant. This means that elements of V_n/V_{n-1} can be viewed as functionals on the space of *chord diagrams*:

Definition 2 A string link chord diagram of degree n with k components is a disjoint union of k oriented line segments, together with n chords (line segments with endpoints on the oriented line segments),

such that all of the $2n$ endpoints of the chords are distinct. The oriented line segments represent a string link of k components and the endpoints of a chord represent 2 points identified by the immersion of this string link into 3-space. The diagram is determined by the orders of the endpoints on each component.

Functionals on the space of chord diagrams which are derived from finite type string link invariants will satisfy certain relations. This leads us to the definition of a *weight system*:

Definition 3 A **weight system of degree n** is a linear functional W on the space of chord diagrams of degree n (with values in an associative commutative ring \mathbf{K} with unity) which satisfies the 1-term, 4-term and antisymmetry relations, shown in Figure 3. The three arcs of the 4-term relation may belong to the same or different components.

(1-term relation)

$$\text{---} \overbrace{\hspace{1cm}}^{\text{arc}} \text{---} = 0$$

(4-term relation)

$$\begin{array}{c} \uparrow \uparrow \uparrow \uparrow \uparrow \uparrow \uparrow \uparrow \uparrow \uparrow \\ \text{---} \text{---} \text{---} \text{---} \text{---} \text{---} \text{---} \text{---} \text{---} \text{---} \end{array} - \begin{array}{c} \uparrow \uparrow \uparrow \uparrow \uparrow \uparrow \uparrow \uparrow \uparrow \uparrow \\ \text{---} \text{---} \text{---} \text{---} \text{---} \text{---} \text{---} \text{---} \text{---} \text{---} \end{array} - \begin{array}{c} \uparrow \uparrow \uparrow \uparrow \uparrow \uparrow \uparrow \uparrow \uparrow \uparrow \\ \text{---} \text{---} \text{---} \text{---} \text{---} \text{---} \text{---} \text{---} \text{---} \text{---} \end{array} + \begin{array}{c} \uparrow \uparrow \uparrow \uparrow \uparrow \uparrow \uparrow \uparrow \uparrow \uparrow \\ \text{---} \text{---} \text{---} \text{---} \text{---} \text{---} \text{---} \text{---} \text{---} \text{---} \end{array} = 0$$

(antisymmetry relation)

$$\begin{array}{c} \uparrow \\ \text{---} \end{array} + \begin{array}{c} \text{---} \\ \downarrow \end{array} = 0$$

Figure 3: The 1-term, 4-term and antisymmetry relations. No other chords have endpoints on the arcs shown. In the 4-term and antisymmetry relations, all other chords of the diagrams are the same.

The natural map from elements of V_n/V_{n-1} to functionals on chord diagrams is a homomorphism into the space of weight systems [1, 4]. Kontsevich proved the much more difficult fact that these spaces are isomorphic [1, 7] (the inverse map is the famous *Kontsevich integral*). So we can take the dual approach, and simply study the space of chord diagrams of degree n modulo the 1-term and 4-term relations.

When we are looking at *homotopy* invariants, such as the μ -invariants, we can add another relation. Any homotopy invariant will vanish on a singular string link with a double point where a component crosses itself, since the two resolutions differ only by a crossing change of the component with itself. This means that the associated weight system will vanish on any chord diagram that has a chord with both endpoints on the same component.

2.4 Milnor Invariants are Finite Type

It is well-known that Milnor's invariants are finite type invariants of string links [2, 8], but the proofs are rather complicated. We will use Polyak's skein relation to give a simple combinatorial proof for the invariants without repeating indices.

Theorem 1 The string link homotopy invariant $\mu_{i_1 \dots i_n, j}$ is type n .

PROOF: The proof is by induction on n . It is well-known (and easy to prove) that the linking numbers $\mu_{i,j}$ are type 1. So we assume inductively that $\mu_{i_1 \dots i_k, j}$ is type k for $k < n$, and consider a string link L with $n+1$ double points. Without loss of generality, we can consider the invariant $\mu_{1 \dots n, n+1}$, denoted $\mu_{1; n+1}$ (this

is just a relabeling of the components). If none of the double points involves component $n + 1$, we can look at the result of bringing component $n + 1$ to the front (so it overcrosses all other components) by a series of crossing changes. The resulting string link L' has trivial $\mu_{1\dots n, n+1}$, and the difference between L and L' is a linear combination of string links with $n + 2$ double points, one of which involves component $n + 1$. So it suffices to show that $\mu_{1\dots n, n+1}$ is trivial on any string link with at least $n + 1$ double points, at least one of which involves component $n + 1$. And any such link is a linear combination of string links with exactly $n + 1$ double points (making sure to keep a double point involving component $n + 1$).

So we may assume that L has exactly $n + 1$ singular crossings c_1, c_2, \dots, c_{n+1} , and that crossing c_{n+1} involves components $n + 1$ and k . Let $L_{e_1, \dots, e_{n+1}}$, where $e_i = \pm 1$, be the string link resulting from resolving each singular crossing c_i into a real crossing with sign e_i . Then:

$$\begin{aligned}
\mu_{1;n+1}(L) &= \sum_{\{e_1, \dots, e_{n+1}\}} (-1)^{e_1 \dots e_{n+1}} \mu_{1;n+1}(L_{e_1, \dots, e_{n+1}}) \\
&= \sum_{\{e_1, \dots, e_n\}} (-1)^{e_1 \dots e_n} (\mu_{1;n+1}(L_{e_1, \dots, e_n, +}) - \mu_{1;n+1}(L_{e_1, \dots, e_n, -})) \\
&= \sum_{\{e_1, \dots, e_n\}} (-1)^{e_1 \dots e_n} (\mu_{1;k}(L_{e_1, \dots, e_n, \infty}) \cdot \mu_{k+1;n+1}(L_{e_1, \dots, e_n, 0})) \\
&= \sum_{\{e_1, \dots, e_{n-1}\}} (-1)^{e_1 \dots e_{n-1}} (\mu_{1;k}(L_{e_1, \dots, +, \infty}) \cdot \mu_{k+1;n+1}(L_{e_1, \dots, +, 0}) \\
&\quad - \mu_{1;k}(L_{e_1, \dots, -, \infty}) \cdot \mu_{k+1;n+1}(L_{e_1, \dots, -, 0})) \\
&= \sum_{\{e_1, \dots, e_{n-1}\}} (-1)^{e_1 \dots e_{n-1}} (\mu_{1;k}(L_{e_1, \dots, +, \infty}) \cdot \mu_{k+1;n+1}(L_{e_1, \dots, +, 0}) \\
&\quad - \mu_{1;k}(L_{e_1, \dots, -, \infty}) \cdot \mu_{k+1;n+1}(L_{e_1, \dots, -, 0}) + \mu_{1;k}(L_{e_1, \dots, -, \infty}) \cdot \mu_{k+1;n+1}(L_{e_1, \dots, +, 0}) \\
&\quad - \mu_{1;k}(L_{e_1, \dots, -, \infty}) \cdot \mu_{k+1;n+1}(L_{e_1, \dots, -, 0})) \\
&= \sum_{\{e_1, \dots, e_{n-1}\}} (-1)^{e_1 \dots e_{n-1}} (\mu_{1;k}(L_{e_1, \dots, *, \infty}) \cdot \mu_{k+1;n+1}(L_{e_1, \dots, +, 0}) \\
&\quad + \mu_{1;k}(L_{e_1, \dots, -, \infty}) \cdot \mu_{k+1;n+1}(L_{e_1, \dots, *, 0}))
\end{aligned}$$

Where the $*$ indicates that the crossing has become a double point again. By continuing in this way, we will eventually obtain:

$$\mu_{1;n+1}(L) = \sum_{r=0}^n \sum_{S \subset \{1, \dots, n\}, |S|=r} \mu_{1;k}(L_{S, \infty}) \cdot \mu_{k+1;n+1}(L_{S, 0})$$

where $L_{S, \infty}$ has c_i singular if $i \in S$ and negative otherwise, and $L_{S, 0}$ has c_i positive if $i \in S$ and singular otherwise.

By our inductive hypothesis, the terms of this sum will be trivial if $r > k - 1$ or $n - r > n - k$. So the only non-trivial terms are when $r \leq k - 1$ and $r \geq k$. But this is impossible, so *all* terms of the sum will be trivial, concluding the proof. \square

3 Milnor Weight Systems

Knowing that the μ -invariants are finite type, it is natural to investigate the associated weight systems. We will denote the weight system associated to the invariant $\mu_{i_1 \dots i_n, j}$ by $M_{i_1 \dots i_n, j}$. In this section we will use Polyak's skein relation to give a recursive formula for these weight systems, and use this formula to show that the weight systems detect the presence of a certain kind of spanning tree in the intersection graph of the chord diagram. For the remainder of this section, we will consider the weight system $M_{1;n+1}$ associated with $\mu_{1;n+1}$, since for any chord diagram D of degree n , $M_{i_1 \dots i_n, j}(D) = M_{1;n+1}(D')$, where D' is obtained from D by relabeling the components.

3.1 Recursive formula for $M_{1\dots n, n+1}$

We begin by making some useful observations about the *connection graph* of the chord diagram.

Definition 4 Given a chord diagram D the **connection graph of D** is the multigraph $C(D)$ whose vertices are the components of D , and in which vertices i and j are adjacent if and only if there is a chord in D between components i and j (multiple chords between two components are represented by multiple edges in the connection graph, chords with both endpoints on the same component are represented by loops). The number of edges in $C(D)$ is equal to the degree of D .

Lemma 1 If D is a chord diagram of degree n on components $1, 2, \dots, n+1$ such that $C(D)$ is **not** a tree, then $M_{1;n+1}(D) = 0$.

PROOF: $C(D)$ is a graph with $n+1$ vertices and n edges. If it is not a tree, then the graph must not be connected (since any connected graph with $n+1$ vertices and n edges is a tree). So D consists of two disjoint chord diagrams D_1 and D_2 , where D_1 corresponds to the connected component of $C(D)$ containing vertex $n+1$, and D_2 is the remainder of the diagram. Recall that $M_{1;n+1}(D) = \mu_{1;n+1}(S(D))$, where $S(D)$ is *any* singular string link representing the chord diagram D (this is well-defined since $\mu_{1;n+1}$ is type n). Choose $S(D)$ so that the components of $S(D_1)$ are everywhere above the components of $S(D_2)$; this is possible since there are no double points joining these sets of components. Then every term in the linear combination of string links represented by $S(D)$ has the components of D_1 lying above the components of D_2 , so the longitude of component $n+1$ will not detect the components in D_2 , and the word l_{n+1} will not contain any of the meridians of the components in D_1 . Therefore, $\mu_{1;n+1}$ is trivial on every one of these terms, and thus on $S(D)$. We conclude that $M_{1;n+1}(D) = 0$, as desired. \square

In particular, this means that (if $M_{1;n+1}(D)$ is non-trivial) $C(D)$ can have no multiple edges or loops, so D cannot have multiple chords between two components, or chords with both endpoints on the same component. We should also observe that if D has a chord with an endpoint on a component $r > n+1$, then $M_{1;n+1}(D) = 0$, since $\mu_{1;n+1}$ cannot detect the difference in the two resolutions of the corresponding double point.

Recall from the proof of Theorem 1 that

$$\mu_{1;n+1}(L) = \sum_{r=0}^n \sum_{S \subset \{1, \dots, n\}, |S|=r} \mu_{1;k}(L_{S,\infty}) \cdot \mu_{k+1;n+1}(L_{S,0})$$

On the level of weight systems, this means that

$$M_{1;n+1}(D) = \sum_{r=0}^{n-1} \sum_{J \subset D-c, |J|=r} M_{1;k}(D_{J,\infty}) \cdot M_{k+1;n+1}(D_{J,0})$$

where c is the chord between components k and $n+1$, J is a subset of the chords of $D-c$, $D_{J,\infty}$ is the chord diagram formed from D by replacing components k and $n+1$ by a new component k as in Figure 4 and including the chords in J , and $D_{J,0}$ is the chord diagram formed from D by replacing components k and $n+1$ by a new component $n+1$ as in Figure 4 and including the chords in $(D-c)-J$.

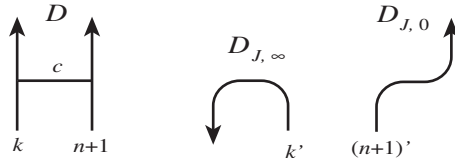


Figure 4: Splitting a chord

The chords in J must have both endpoints on components in $\{1, \dots, k, n+1\}$, and the chords in $(D-c)-J$ must have both endpoints on components in $\{k, k+1, \dots, n, n+1\}$. Since c was the only chord between

components k and $n + 1$ (by Lemma 1, there are no multiple chords between pairs of components), the chords in J must have at least one endpoint on the chords $\{1, \dots, k - 1\}$, and the chords in $(D - c) - J$ must have at least one endpoint on the chords $\{k + 1, \dots, n\}$. So, in fact, the choice of J is determined, and we have:

Theorem 2 *If D is a chord diagram on $n+1$ components with a chord c between components k and $n+1$, then:*

$$M_{1;n+1}(D) = M_{1;k}(D_{J,\infty}) \cdot M_{k+1;n+1}(D_{J,0}) \quad (1)$$

where J is the set of chords in D with at least one endpoint on components $1, \dots, k-1$. In particular, if $k = 1$ we have:

$$M_{1;n+1}(D) = M_{2;n+1}(D_{J,0})$$

and if $k = n$ we have:

$$M_{1;n+1}(D) = M_{1;n}(D_{J,\infty})$$

and if D_{ij} is the diagram with a single chord connecting components i and j , then $M_{i,j}(D_{ij}) = 1$.

In particular, this product is trivial unless $|J| = k - 1$, by Theorem 1. The product is also trivial if any chord in $D_{J,\infty}$ or $D_{J,0}$ has an endpoint on one of the "erased" sections of components k or $n + 1$. Figure 5 shows how to use relation 1 to compute $M_{1;n+1}(D)$.

$$\begin{aligned} M_{1,5} \left(\begin{array}{c} \uparrow \quad \uparrow \quad \uparrow \quad \uparrow \quad \uparrow \\ \text{---} \text{---} \text{---} \text{---} \text{---} \\ 1 \quad 2 \quad 3 \quad 4 \quad 5 \end{array} \right) &= M_{1,3} \left(\begin{array}{c} \uparrow \quad \uparrow \quad \downarrow \\ \text{---} \text{---} \text{---} \\ 1 \quad 2 \quad 3 \end{array} \right) M_{4,5} \left(\begin{array}{c} \uparrow \quad \uparrow \\ \text{---} \text{---} \\ 5 \quad 4 \end{array} \right) \\ &= -M_{1,3} \left(\begin{array}{c} \uparrow \quad \uparrow \quad \uparrow \\ \text{---} \text{---} \text{---} \\ 1 \quad 2 \quad 3 \end{array} \right) (1) = -M_{2,3} \left(\begin{array}{c} \uparrow \quad \uparrow \\ \text{---} \text{---} \\ 3 \quad 2 \end{array} \right) = -1 \end{aligned}$$

Figure 5: Computing the Milnor weight system

We will end this section with a useful lemma which uses Theorem 2 to give another sufficient condition for $M_{1;n+1}$ to be trivial.

Lemma 2 *Say that a chord diagram D has chords a and b such that a has endpoints on components i and j , and b has endpoints on components k and l . If $i < k < j < l$ (the chords "interlace") then $M_{1;n+1}(D) = 0$.*

PROOF: Our proof will be by induction on n . Since i, j, k, l are all distinct, D must have at least 4 components, so our base case is $n = 3$ ($n + 1 = 4$). In this case $i = 1, k = 2, j = 3$ and $l = n + 1 = 4$. Applying relation 1 to D using chord b , we get $M_{1,4}(D) = M_{1,2}(D_{J,\infty}) \cdot M_{3,4}(D_{J,0})$, where J is the set of chords with at least one endpoint on component 1. So chord a is in J . But since the other endpoint of a is on component 3, $M_{1,2}(D_{J,\infty}) = 0$, and so $M_{1,4}(D) = 0$.

Inductively, we assume the lemma is true for $n < r$, and consider the case $n = r$. If $l = n + 1 = r + 1$, we can apply relation 1 to chord b and find that $M_{1;n+1}(D) = 0$ as in the base case. If $l < n + 1$, then there is a third chord c with endpoints on components m and $n + 1$ (otherwise $C(D)$ is not connected, and $M_{1;n+1}(D) = 0$ as in Lemma 1). We apply relation 1 to chord c . If $m > l$ then $D_{J,\infty}$ contains both chords a and b , so $M_{1;m}(D_{J,\infty}) = 0$ by the inductive hypothesis. Similarly, if $m < i$ then $D_{J,0}$ contains both a and b , so $M_{m+1;n+1}(D_{J,0}) = 0$. Otherwise we must have $i < m < j$ or $k < m < l$, in either case one of the chords a or b interlaces with chord c , so $M_{1;m}(D_{J,\infty}) = 0$ as in the base case. This completes the induction. \square

3.2 Dependence on intersection graphs

We will show that the weight system $M_{1;n+1}$ depends only on the intersection graph of the chord diagram. The intersection graph for a string link chord diagram is defined as follows:

Definition 5 [9] *Let D be a chord diagram with k components (oriented line segments, colored from 1 to k) and n chords. The **intersection graph** $\Gamma(D)$ is the labeled, directed multigraph such that:*

- $\Gamma(D)$ has a vertex for each chord of D . Each vertex is labeled by an unordered pair $\{i, j\}$, where i and j are the labels of the components on which the endpoints of the chord lie.
- There is a directed edge from a vertex v_1 to a vertex v_2 for each pair (e_1, e_2) where e_1 is an endpoint of the chord associated to v_1 , e_2 is an endpoint of the chord associated to v_2 , e_1 and e_2 lie on the same component of D , and the orientation of the component runs from e_1 to e_2 (so if the components are all oriented upwards, e_1 is below e_2). We count these edges "mod 2", so if two vertices are connected by two directed edges with the same direction, the edges cancel each other. If two vertices are connected by a directed edge in each direction, we will simply connect them by an undirected edge.

Figure 6 shows an example of a chord diagram and its intersection graph. Observe that the intersection

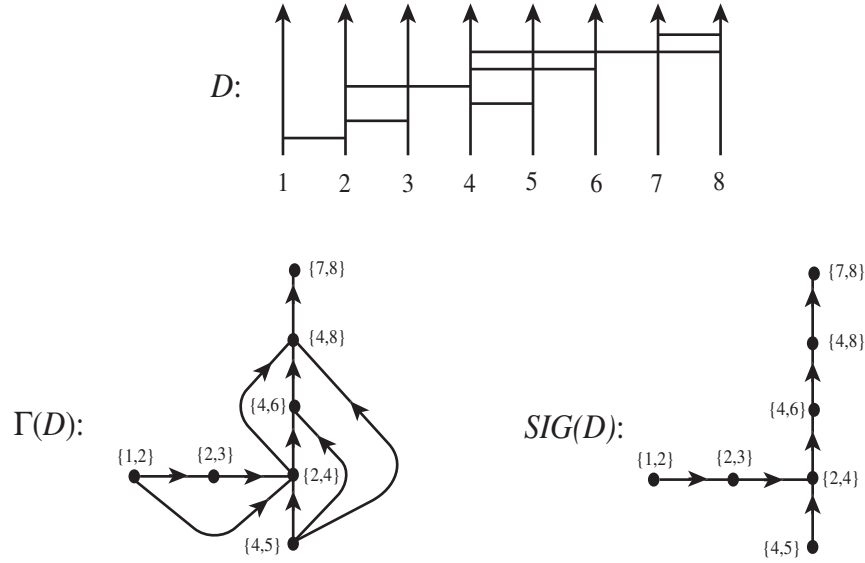


Figure 6: The intersection graph and simplified intersection graph of a chord diagram

graph $\Gamma(D)$ determines the connection graph $C(D)$, since $C(D)$ depends only on the labels of the vertices in $\Gamma(D)$. We will need the following lemma:

Lemma 3 *If D_1 and D_2 are chord diagrams such that $\Gamma(D_1) = \Gamma(D_2) = \Gamma$ and $C(D_1) = C(D_2) = C$ is a tree, then $D_1 = D_2$. (The diagrams are actually identical, not just equivalent modulo the 4-term and 1-term relations.)*

PROOF: Since C is a tree, every chord in D_1 and D_2 has its endpoints on different components, and two chords can share at most one component. This means that every edge in Γ is directed. Hence, the relative positions of the endpoints along each component are determined by the directions of the edges in Γ , which completely determines the original chord diagram. \square

By Lemma 1, if $\Gamma(D_1) = \Gamma(D_2)$ and $C(D_1) = C(D_2)$ is *not* a tree, then $M_{1;n+1}(D_1) = M_{1;n+1}(D_2) = 0$. Together with Lemma 3, this gives us:

Theorem 3 If D_1 and D_2 are degree n chord diagrams on $n+1$ components and $\Gamma(D_1) = \Gamma(D_2)$, then $M_{1;n+1}(D_1) = M_{1;n+1}(D_2)$.

Using Theorem 2, we could also prove this by showing that we can obtain $\Gamma(D_{J,\infty})$ and $\Gamma(D_{J,0})$ from $\Gamma(D)$. This exercise is left to the reader.

3.3 Spanning trees in the intersection graph

We would like to have a better understanding of how the Milnor weight systems are related to intersection graphs. We will show that $M_{1;n+1}$ detects the presence of a certain kind of spanning tree - it is ± 1 if this tree exists, and 0 otherwise. We will also see how the tree determines the sign.

We will begin by defining a special subgraph of the intersection graph of a chord diagram - the *simplified intersection graph* (or SIG). The idea of the SIG is to focus on the order of the chords along each component, and strip away any extraneous edges.

Definition 6 Let D be a chord diagram with k components and n chords. The **simplified intersection graph** $SIG(D)$ is the labeled, directed multigraph such that:

- $SIG(D)$ has a vertex for each chord of D . Each vertex is labeled by an unordered pair $\{i, j\}$, where i and j are the labels of the components on which the endpoints of the chord lie.
- There is a directed edge from a vertex v_1 to a vertex v_2 for each pair (e_1, e_2) where e_1 is an endpoint of the chord associated to v_1 , e_2 is an endpoint of the chord associated to v_2 , e_1 and e_2 lie on the same component of D , there are no chords between e_1 and e_2 on that component, and the orientation of the component runs from e_1 to e_2 (so if the components are all oriented upwards, e_1 is **directly** below e_2). We count these edges "mod 2", as we do for the usual intersection graph.

$SIG(D)$ is a subgraph of $\Gamma(D)$ which contains all the information needed to reconstruct $\Gamma(D)$. Figure 6 gives an example of a chord diagram with its intersection graph and simplified intersection graph.

Lemma 4 If $M_{1;n+1}(D) \neq 0$, then $SIG(D)$ is a rooted directed tree. I.e. $SIG(D)$ is a tree with a unique vertex r (the root) such that there is a directed path from every other vertex to r . Moreover, r is labeled $\{i, n+1\}$ for some i .

PROOF: Let D be a degree n chord diagram on $n+1$ components, with $M_{1;n+1}(D) \neq 0$. Note that $SIG(D)$ must be connected - otherwise, either $C(D)$ is disconnected, or there are two chords with endpoints on the same components (so the edges between the vertices have cancelled "mod 2") and $C(D)$ has a loop. Either case contradicts Lemma 1.

We will first show that $SIG(D)$ is a tree. Assume $SIG(D)$ contains a loop $v_1 v_2 \dots v_k v_1$, where v_i is labeled by $\{a_i, b_i\}$; so v_i corresponds to a chord c_{v_i} with endpoints on components a_i and b_i . We first consider the case when all the a_i 's are the same - i.e. all the chords have an endpoint on the same component. By Lemma 1, $C(D)$ is a tree, so no two chords can have the same labels; hence, all the b_i 's are distinct. Then the order of the chords along component $a = a_i$ is the same as the order of the vertices in the loop $v_1 \dots v_k v_1$, which means that the chord c_{v_1} is simultaneously above and below the chord c_{v_k} along component a . This is impossible.

But if the c_{v_i} 's do not all have endpoints on the same component, then as we follow the loop we move from one component of D to another, and ultimately return to the original component. This gives a loop in $C(D)$, which contradicts Lemma 1. So $SIG(D)$ must be a tree.

It remains to show that $SIG(D)$ is a *rooted* tree. We will show that every vertex has outdegree 1 except for one vertex (the root) which has outdegree 0, and that the root must have a label $\{i, n+1\}$. Then any directed path from any vertex must ultimately terminate at the root (since there are no loops). Assume there is a vertex v (corresponding to chord c_v) with outdegree 0 and with label $\{i, j\}$, where $i < j < n+1$. If there is a vertex w labeled $\{i, n+1\}$ or $\{j, n+1\}$ then we can apply relation 1 to the corresponding chord c_w .

Since v has outdegree 0, and $SIG(D)$ is connected, c_v must be above c_w along component i (respectively, j). So after applying relation 1 to c_w , c_v has an endpoint on an erased segment of i (resp. j) in $D_{J,0}$ (resp. $D_{J,\infty}$). This means that $M_{1;n+1}(D) = 0$, a contradiction.

If we do not have a vertex labeled $\{i, n+1\}$ or $\{j, n+1\}$, there will be some other vertex u labeled $\{k, n+1\}$, $k \neq i, j$. The chord c_u does not interlace c_v by Lemma 2, so c_v will be in either $D_{J,0}$ or $D_{J,\infty}$ when we apply relation 1 to c_u . By induction on the number of components, either $M_{1;k}D_{J,\infty} = 0$ or $M_{k+1;n+1}D_{J,0} = 0$; in either case $M_{1;n+1}(D) = 0$, a contradiction. So any vertex with outdegree 0 must be labeled $\{i, n+1\}$ for some i . Since there is a directed path through the vertices with label $n+1$, there can be at most one such vertex; but since $SIG(D)$ is a tree, there must be at least one vertex with outdegree 0. We conclude that there is exactly one vertex with outdegree 0, and it has label $n+1$. This is the root r .

We still need to show that no vertex can have an outdegree greater than 1. Assume vertex v has directed edges out to vertices w and u . Then we can start at v and follow a directed path through w or through u . These paths must share some other vertex - if nothing else, they must both terminate at the unique root r . This would mean that $SIG(D)$ has a (undirected) loop, which is a contradiction. Therefore, except for r , every vertex has outdegree 1, and $SIG(D)$ is a rooted directed tree. \square

While it is necessary that $SIG(D)$ be a rooted tree for $M_{1;n+1}(D)$ to be non-trivial, it is not sufficient. In the case when $SIG(D)$ is a rooted tree, we can define another spanning tree of $\Gamma(D)$ which we call the *branched simplified intersection graph* (BSIG). Unlike $SIG(D)$, the graph $BSIG(D)$ is dependent on the labels of the vertices (just as the Milnor invariants are dependent on the order of the indices). Before we define this new spanning tree, we will look at some implications of the simplified intersection graph being a tree.

For each component i in D , let r_i be the top chord on component i in D (and the corresponding vertex in $SIG(D)$). Note that only the root r can be the top chord on two different components. Since every other chord has outdegree 1, *every* chord is a top chord on one component. Let V_i be the set of vertices in $SIG(D)$ with label $\{i, j\}$ for some j . Then we can partition $V_i - \{r_i\}$ into two sets L_i and R_i (the left and right hand branches), where $L_i = \{\{i, j\} : j < i\}$ and $R_i = \{\{i, j\} : j > i\}$. If vertex $\{i, j\}$ is in L_i or R_i , then it must be the top chord r_j on component j , and vice versa; so the collection of the L_i 's and R_i 's is a partition of all the vertices of $SIG(D)$ except the root r . Obviously, R_{n+1} is empty.

The branched simplified intersection graph takes each path in $SIG(D)$ through the vertices in V_i and splits it into two paths - one through the vertices in L_i and the other through the vertices in R_i - joining the paths at r_i .

Definition 7 Let D be a chord diagram of degree n with $n+1$ components such that $SIG(D)$ is a directed rooted tree. The **branched simplified intersection graph** $BSIG(D)$ is the labeled, directed graph such that:

- $BSIG(D)$ has a vertex for each chord of D . Each vertex is labeled by an unordered pair $\{i, j\}$, where i and j are the labels of the components on which the endpoints of the chord lie.
- There is a directed edge from a vertex v to a vertex w if both vertices are in L_i (respectively R_i) and w is the first vertex in L_i (resp. R_i) along the path in $SIG(D)$ from v to r_i .
- There are directed edges from the top vertices of L_i and R_i to r_i .

So $BSIG(D)$, when it exists, is also a rooted directed tree which is a spanning tree for $\Gamma(D)$. Figure 7 gives the branched simplified intersection graph for the chord diagram in Figure 6.

Definition 8 We say that $BSIG(D)$ (if it is defined) is **good** if given vertices v with label $\{i, j\}$ and w with label $\{i, k\}$ we have:

- If $i = n+1$ and $v, w \in L_{n+1}$, then $j < k$ if and only if there is a directed path from v to w .
- If $v, w \in L_i$ ($i \neq n+1$), then $j < k$ if and only if there is a directed path from w to v .

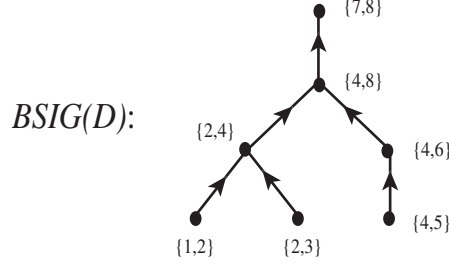


Figure 7: The branched simplified intersection graph

- If $v, w \in R_i$ ($i \neq n+1$), then $j < k$ if and only if there is a directed path from v to w .

So the graph in Figure 7 is a *good* branched simplified intersection graph. We can now state the main result of this section.

Theorem 4 *If D is a chord diagram on $n+1$ components such that $BSIG(D)$ exists and is good, then $M_{1;n+1}(D) = (-1)^L$, where $L = \sum_{i \neq n+1} |L_i|$ and $|L_i|$ is the cardinality of L_i . Otherwise, $M_{1;n+1}(D) = 0$.*

For example, if D is the chord diagram in Figure 6, with $BSIG(D)$ shown in Figure 7, then $L = |L_2| + |L_4| = 2$, and $M_{1;8}(D) = (-1)^2 = 1$. We will prove this theorem in two parts. In Lemma 5 we show that if D does not have a good $BSIG(D)$, then $M_{1;n+1}(D) = 0$. In Lemma 6 we show that if D does have a good $BSIG(D)$, then $M_{1;n+1}(D) = (-1)^L$.

Lemma 5 *If chord diagram D does not have a good $BSIG$, then $M_{1;n+1}(D) = 0$.*

PROOF: If $BSIG(D)$ does not exist then $SIG(D)$ is not a rooted directed tree, so $M_{1;n+1}(D) = 0$ by Lemma 4. So we can assume that $BSIG(D)$ exists, but that it fails one of the three conditions in Definition 8.

Case 1: We first consider the case when $BSIG(D)$ has vertices v and w with labels $\{j, n+1\}$ and $\{k, n+1\}$, respectively ($j, k < n+1$). We denote the corresponding chords c_v and c_w . Since the connection graph is a tree, $j \neq k$. Assume that $j < k$, but there is a directed path from w to v . This means that the chord c_w lies below c_v along component $n+1$ in the diagram D . If we apply relation (1) to c_w , we have $M_{1;n+1}(D) = M_{1;k}(D_{J,\infty}) \cdot M_{k+1;n+1}(D_{J,0})$, where J is the set of chords in D with at least one endpoint on components $1, \dots, k-1$. So c_v is in J . But since the other endpoint of c_v is on the erased part of component $n+1$ in $D_{J,\infty}$, $M_{1;k}(D_{J,\infty}) = 0$, and so $M_{1;n+1}(D) = 0$. By exactly the same argument, if $k < j$ and there is a directed path from v to w , then $M_{1;n+1}(D) = 0$. (There must be some directed path between v and w , since one of the corresponding chords is below the other along component $n+1$.)

Case 2: We now consider the case when $BSIG(D)$ does not satisfy the second condition in Definition 8. Say we have vertices v and w with labels $\{j, i\}$ and $\{k, i\}$, respectively, and that $v, w \in L_i$ (so $j, k < i < n+1$). Assume that $j < k$, but there is a directed path from v to w . Since D is connected, there is some vertex u in $BSIG(D)$ with label $\{m, n+1\}$. By Lemma 2, if $j < m < i < n+1$ then $M_{1;n+1}(D) = 0$ and we're done. So assume that either $m \leq j$ or $m \geq i$.

We first consider when $m = i$. Applying relation (1) to chord c_u , we have $M_{1;n+1}(D) = M_{1;i}(D_{J,\infty}) \cdot M_{i+1;n+1}(D_{J,0})$, where J is the set of chords in D with at least one endpoint on components $1, \dots, i-1$. So both c_v and c_w are in J . We may assume that c_v and c_w are each below c_u along component i , or it will have an endpoint on an erased arc and $M_{1;i}(D_{J,\infty})$ will be trivial. But then their order along the new component i in $D_{J,\infty}$ will be reversed (see Figure 4), so in $BSIG(D_{J,\infty})$ there is a directed path from w to v . By Case 1, this means $M_{1;i}(D_{J,\infty}) = 0$, and so $M_{1;n+1}(D) = 0$.

On the other hand, if $m = j$ then applying relation (1) to c_u yields $M_{1;n+1}(D) = M_{1;j}(D_{J,\infty}) \cdot M_{j+1;n+1}(D_{J,0})$, where J is the set of chords in D with at least one endpoint on components $1, \dots, j-1$. In this case, both chords c_v and c_w are in $D_{J,0}$, with c_v now connecting component i and the new component $n+1$. So the unique directed path from v to the root of $SIG(D_{J,0})$ passes through vertices with label $n+1$. But this path must contain w , so v and w have the same label and $C(D)$ is not a tree, which is impossible.

Finally, if $m < j$ or $m > i$ we can proceed inductively on the number of components in the diagram, since v and w will both be in either $D_{J,\infty}$ or $D_{J,0}$. So we can apply relation (1) until we can use one of the arguments above. As in Case 1, the other direction of the if and only if is proved in the same way.

Case 3: Our last case is when $BSIG(D)$ does not satisfy the third condition in Definition 8. Say we have vertices v and w with labels $\{i, j\}$ and $\{i, k\}$, respectively, and that $v, w \in R_i$ (so $i < j, k < n+1$). Assume that $j < k$, but there is a directed path from w to v . Again there is some vertex u with label $\{m, n+1\}$, and we may assume that $m \leq i$ or $m \geq k$. As in Case 2, we can inductively reduce the problem to when $m = i$ or $m = k$. If $m = i$, both v and w will have endpoints on the new component $n+1$ in $D_{J,0}$ after applying relation (1) to chord c_u . But we will still have $j < k$ and a directed path from w to v , which means that $M_{i+1;n+1}(D_{J,0}) = 0$ by the argument in Case 1.

On the other hand, if $m = k$, then w will have a label $n+1$ in $D_{J,\infty}$ after applying relation (1) to c_u , and so should be the root along component i . But this is impossible, since there is a directed path from w to v , so we conclude that $M_{1;k}(D_{J,\infty}) = 0$.

We conclude in every case that if $BSIG(D)$ is not good, then $M_{1;n+1}(D) = 0$. \square

Lemma 6 *If chord diagram D has a good $BSIG$, then $M_{1;n+1}(D) = (-1)^L$, where $L = \sum_{i \neq n+1} |L_i|$ and $|L_i|$ is the cardinality of L_i .*

PROOF: Our proof is by induction on n . If $n = 1$ (so $n+1 = 2$), the only non-trivial chord diagram with a good $BSIG$ consists of a single chord between components 1 and 2. Call this diagram D_{12} . Then $M_{1,2}(D_{12}) = 1$. Since $L = |L_2| = 0$, $(-1)^L = 1 = M_{1,2}(D_{12})$, so the Lemma is true in this case.

For our inductive step, consider a vertex v in D with label $\{i, n+1\}$ (with corresponding chord c_v). Choose v to minimize the label i among all vertices with one label $n+1$. Applying relation (1) to c_v , we get $M_{1;n+1}(D) = M_{1;i}(D_{J,\infty}) \cdot M_{i+1;n+1}(D_{J,0})$, where J is the set of chords in D with at least one endpoint on components $1, \dots, i-1$. So $L_i \subset D_{J,\infty}$ and $R_i \subset D_{J,0}$. Since we minimized i , and $BSIG(D)$ is good, c_v is the lowest chord on component $n+1$ in D . So all other chords with an endpoint on component $n+1$ are in $D_{J,0}$. If we "redraw" the chord diagrams $D_{J,\infty}$ and $D_{J,0}$ in standard form (so all the components are parallel line segments, arranged in increasing order), we obtain diagrams D_1 and D_2 shown in Figure 8. By

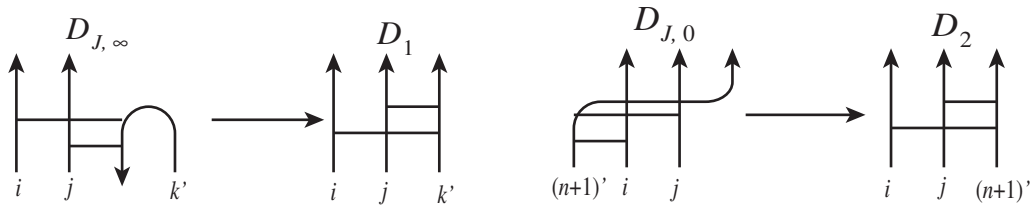


Figure 8: Redrawing the chord diagrams

the antisymmetry relation of Definition 3, $D_{J,\infty} = (-1)^{|L_i|} D_1$ and $D_{J,0} = D_2$. We need to show that D_1 and D_2 have good $BSIG$'s. Since the order of the chords in L_i has been reversed in D_1 , $BSIG(D_1)$ is still good on components $1, \dots, i$.

$L_{n+1}(D_2) = L_{n+1}(D) \cup R_i(D)$ (since c_v was the top chord on component i), with all the chords from $R_i(D)$ lying below the chords from $L_{n+1}(D)$. We just need to show that if there is a vertex in $L_{n+1}(S)$ with label $\{j, n+1\}$, and a vertex in $R_i(D)$ with label $\{i, k\}$, then $k < j$. But if not, the two chords interlace, so $BSIG(D)$ was not good, which is a contradiction. So $BSIG(D_2)$ is good on components $i+1, \dots, n+1$.

By the inductive hypothesis, $M_{1;i}(D_1) = (-1)^{\sum_{j<i} |L_j(D_1)|} = (-1)^{\sum_{j<i} |L_j(D)|}$ and $M_{i+1;n+1}(D_2) = (-1)^{\sum_{i<j<n+1} |L_j(D_2)|} = (-1)^{\sum_{i<j<n+1} |L_j(D)|}$. So $M_{1;n+1}(D) = (-1)^{|L_i|} (-1)^{\sum_{j<i} |L_j|} (-1)^{\sum_{i<j<n+1} |L_j(D)|} = (-1)^L$. This completes the induction and the proof. \square

Combining these lemmas gives the proof of Theorem 4.

References

- [1] Bar-Natan, D.: On the Vassiliev Knot Invariants, *Topology*, Vol. 34, No. 2, 1995, pp. 423-472
- [2] Bar-Natan, D.: Vassiliev Homotopy String Link Invariants, *J. of Knot Theory and its Ramifications*, Vol. 4, No. 1, 1995, pp. 13-32
- [3] Bar-Natan, D. and Garoufalidis, S.: On the Melvin-Morton-Rozansky Conjecture, *Invent. Math.* 125, 1996, pp. 103-133
- [4] Birman, J. and Lin, X.S.: Knot polynomials and Vassiliev's Invariants, *Invent. Math.* 111, 1993, pp. 225-270
- [5] Habegger, N. and Lin, X.S.: The Classification of Links up to Link-Homotopy, *J. of the Amer. math. Soc.*, Vol. 3, No. 2, 1990, pp. 389-419
- [6] Habegger, N. and Masbaum, G: The Kontsevich Integral and Milnor's Invariants, *Topology*, Vol. 39, No. 6, 2000, pp. 1253-1289
- [7] M. Kontsevich, Vassiliev's knot invariants, *Advances in Soviet Mathematics* **16**, Part 2, 1993, pp. 137-150
- [8] Lin, X.S.: Power Series Exapansions and Invariants of Links, *Proceedings of the Georgia International Topology Conference*, 1993
- [9] Mellor, B.: Intersection Graphs for String Links, preprint, 2003, arXiv:math.GT/0312347
- [10] Milnor, J.: Isotopy of Links, in *Algebraic Geometry and Topology* (edited by R. Fox), Princeton University Press, 1957, pp. 280-306
- [11] Polyak, M.: Skein Relations and Gauss Diagram Formulas for Milnor's μ -invariants, preprint, 1999, <http://www.math.tau.ac.il/~polyak/publ/skein.ps.gz>