

ASYMPTOTIC GEOMETRY OF THE MAPPING CLASS GROUP AND TEICHMÜLLER SPACE

JASON ALAN BEHRSTOCK

ABSTRACT. In this article, we provide several new results concerning the asymptotic geometry of the mapping class group and Teichmüller space. We begin by exhibiting some interesting properties of maps from the mapping class group of a surface S to the curve complex of a subsurface X —these maps are closely related to the map taking a curve in S to its intersection with X . Work of Masur and Minsky describes how these maps can be used to encode the coarse behavior of the word metric on the mapping class group and the Weil-Petersson metric on Teichmüller space. These “projection” maps lead to a realization of the mapping class group as a subset of an infinite product of δ -hyperbolic spaces; we produce details on the geometry of this realization when restricted to finite subproducts. We extend this by discussing the relationship between these “projection” maps and the topology of the asymptotic cone of the mapping class group. In particular, we compute the dimension of certain subsets of the asymptotic cone and give a new proof that in the low complexity cases Teichmüller space with the Weil-Petersson metric is δ -hyperbolic. We end by showing that every asymptotic cone of the mapping class group has cut-points.

1. INTRODUCTION

1.1. Overview of Main Results. There are many interesting spaces associated to a surface S . For studying dynamical systems on S one considers the group of automorphisms of S to itself, known as the *mapping class group*. Geometers are interested in *Teichmüller space*, which is the space of hyperbolic structures on S . (Teichmüller space is also of interest to complex analysts as it happens that it can alternatively be viewed as the space of complex structures on S .) And then there is the *complex of curves*, a space which encodes the combinatorics of intersection patterns of simple closed curves on S .

The complex of curves was introduced by Harvey and has been used to prove many deep results about the mapping class group (see [Hare], [Harv], [Hat], [Iv]). More recently Masur and Minsky proved δ -hyperbolicity of the complex of curves [MM1] and then used this to establish new methods for studying the mapping class group [MM2]. The complex of curves has also found many applications to the study of 3-manifolds; in particular it has proved crucial in the recent proof by Brock, Canary, and Minsky of the Ending Lamination Conjecture [M, BrCM]. (For other applications see: [BaSc], [BeFu], [Bo2], [Hem],[Ir], [Mar].)

The results contained in this work begin a program to understand the asymptotic geometry of the mapping class group and Teichmüller space; we proceed by proving several new results about these spaces via an analysis of the complex of curves. We now provide a brief summary of our main results.

Date: December 2, 2024.

For each subsurface $X \subset S$, we consider a “projection” map

$$\pi_X : \mathcal{MCG}(S) \rightarrow \mathcal{C}(X)$$

from the mapping class group of S into the curve complex of X , which is closely related to the map taking a curve in S to its intersection with X . The vertices of the curve complex of a surface, $\mathcal{C}(X)$, are homotopy classes of essential, non-peripheral closed curves on X . The distance between two distinct homotopy classes of curves, $\mu, \nu \in \mathcal{C}(X)$, is a measure of how complicated the intersection of representatives of these curves must be. For example as long as X has genus larger than one: $d_X(\mu, \nu) = 1$ if and only if μ and ν can be realized disjointly on X whereas $d_X(\mu, \nu) \geq 3$ if and only if μ and ν fill X (fill means that for any representatives of μ and ν the set $X \setminus (\mu \cup \nu)$ consists of disks and once-punctured disks).

The following tool provides the starting point for our analysis.

Theorem 4.3 (Projection estimates). *Let Y and Z be two overlapping subsurfaces of S . Then for any $\mu \in \mathcal{MCG}(S)$:*

$$d_{\mathcal{C}(Y)}(\partial Z, \mu) > M \implies d_{\mathcal{C}(Z)}(\partial Y, \mu) \leq M.$$

Where M depends only on the topological type of the surface S .

This theorem provides the base case of an inductive argument which yields a picture of certain aspects of the asymptotic geometry of the mapping class group. In particular, we have the following results which show that the geometric rank of certain approximations of $\mathcal{MCG}(S)$ are each at most $3g + p - 3$, where g is the genus of S and p is the number of punctures. Given Θ , a finite set of subsurfaces of S , we can consider the image of the above projection map into $\prod_{Y \in \Theta} \mathcal{C}(Y)$. Collections of disjoint subsurfaces arise naturally in the study of the mapping class group since they can be used to build abelian subgroups. When U is a maximal collection of disjoint surfaces in Θ we define an object called a coarse tree-flat, denoted $\mathcal{F}(U) \subset \prod_{Y \in \Theta} \mathcal{C}(Y)$, which in the simplest cases is quasi-isometric to $\prod_{Y \in U} \mathcal{C}(Y)$ and is embedded in a way that respects the product structure (in general it is obtained from such a product by an operation similar to a “blow-up”). One of our main results about these objects is the following.

Theorem 4.14 (Coarse tree-flats carry markings). *The map $\pi_\Theta = \prod_{X \in \Theta} \pi_X : \mathcal{MCG}(S) \rightarrow \prod_{X \in \Theta} \mathcal{C}(X)$ satisfies:*

$$\pi_\Theta(\mathcal{MCG}(S)) \subset \bigcup_{U \in \mathcal{U}_\Theta} \mathcal{F}(U)$$

Where \mathcal{U}_Θ is a finite set and each $\mathcal{F}(U)$ has geometric rank $\leq 3g + p - 3$. In particular, $\pi_\Theta(\mathcal{MCG}(S))$ is only a finite Hausdorff distance from a finite union of coarse tree-flats.

These theorems on projections have interesting consequences regarding the geometry of mapping class groups. In particular in Section 6 we study a map $\psi : \text{Cone}_\infty \mathcal{MCG}(S) \rightarrow \prod_{\alpha \in 2^\mathbb{N}} T_\alpha$, from the asymptotic cone of the mapping class group to an uncountable product of \mathbb{R} -trees, where we use the above theorem to prove:

Theorem 6.8 *Let K be a subset of $\text{Cone}_\infty \mathcal{MCG}(S)$ on which the restriction of ψ is bi-Lipschitz, then $\dim(K) \leq 3g + p - 3$.*

An interesting special case of this is when K is a bi-Lipschitz flat.

One consequence of Thurston's work classifying surface automorphisms is a structure theorem for abelian subgroups of the mapping class group. (See [BiLMc] for theorems on abelian subgroups. For the general classification see [Th].) In particular [BiLMc] compute that the torsion free rank of any abelian subgroup of the mapping class group is at most $3g + p - 3$. For once-punctured surfaces [Mo] and then in full generality [FLM], it has been shown that these abelian subgroups are quasi-isometrically embedded in the mapping class group. Thus the *algebraic rank* provides a lower bound for the *geometric rank* of the mapping class group.

An important principle in studying groups of non-positive curvature is that, informally speaking, in directions orthogonal to maximal quasi-flats they behave hyperbolically. This principle motivated the approach taken by [EF] and [KILe] in studying lattices in semi-simple Lie groups, one of the major successes in the program to geometrically classify groups. In this context, proving a classification theorem has been intertwined with developing an understanding of quasi-flats in symmetric spaces, culminating in a proof that these groups are geometrically rigid.

Corollary 6.8 provides evidence for the following Rank Conjecture for the mapping class group, a conjecture whose importance is indicated by the case of lattices in semi-simple Lie groups.

Conjecture 6.10 ([BrF] and [Ham]¹). *$MCG(S)$ admits quasi-isometric embeddings of \mathbb{R}^n if and only if $n \leq 3g + p - 3$.*

Closely related to the mapping class group is a simplicial complex called the *pants complex*, whose vertices are pants decompositions. Work of Brock proves that the pants complex is quasi-isometric to the Weil-Petersson metric on Teichmüller space [Br]. By techniques analogous to those used to prove Theorems 4.14 and 6.8 we obtain a similar theorem for the pants complex, which via Brock's result provides a theorem about the Weil-Petersson metric on Teichmüller space. This again allows us to prove certain cases of a Rank Conjecture for Teichmüller space. We also provide a new proof of the following result, which was first established by Brock and Farb in a paper which furthered our interest in this and related questions (see [BrF]).

Theorem 5.1 *With the Weil-Petersson metric, the Teichmüller spaces for the surfaces $S_{1,2}$ and $S_{0,5}$ are each δ -hyperbolic.*

In Section 6 we utilize our proof of Theorem 5.1 to study Conjecture 6.10 for surfaces of arbitrary complexity. In doing this, we describe a stratification of $\text{Cone}_\infty MCG(S)$; see in particular Theorem 6.18 which extends the conclusion of Theorem 6.8 by providing a larger subset of $\text{Cone}_\infty(MCG)$ on which one can control the topological dimension of compact subsets. Another application of this analysis is the following which furthers our knowledge concerning the topology of asymptotic cones of the mapping class group.

Corollary 6.21 *If $\text{Cone}_\infty MCG(S)$ is any asymptotic cone of $MCG(S)$ for any surface S , then every point of $\text{Cone}_\infty MCG(S)$ is a global cut-point.*

¹In August 2003, Hamenstädt announced a proof of this conjecture, but details of this argument have not been made available.

1.2. Outline of Subsequent Sections. In Section 2 we discuss the tools of asymptotic geometry which are fundamental to the constructions and results in the rest of this work. All the results in this section are well known and thus we are as much setting up notation as we are reminding the reader of which tools to keep at their fingertips for the remainder of this work. Although not asymptotic geometry, per se, we include in this section is a brief review of some results from Dimension Theory which are used in Section 6.

Surfaces are the main characters throughout this work. In Section 3 we discuss the marking complex, which is our quasi-isometric model of choice for dealing with the mapping class group. We also remind the reader of various facts we will need concerning the mapping class group, the complex of curves, and Teichmüller space.

The original material in this work begins with the results in Section 4. Here we calculate estimates on the image of the “projection” map from the marking complex into the product of the curve complexes of the constituent subsurfaces. In this section we produce our starting point, Theorem 4.3 (Projection estimates), which is a technical result we use in our analysis of the mapping class group. In Theorem 4.4 (Projection estimates; geometric version) we provide a geometric interpretation of Theorem 4.3. We end this section with Theorem 4.14 (Coarse tree-flats carry markings) which provides a generalization of the picture established in Theorem 4.4.

Sections 5 and 6 contain applications of the Projection estimates Theorem and the Coarse tree-flats carry markings Theorem. In the first of these we (re)prove hyperbolicity of the Weil-Petersson metric on Teichmüller space and of the mapping class group in some low complexity cases, Theorems 5.1 and 5.2. Finally, in Section 6 we discuss how the Coarse tree-flats carry markings Theorem yields a geometric picture of what the mapping class group looks like asymptotically and relate this to a discussion of the rank conjectures for the mapping class group and Teichmüller space. The first main results in this section are Theorems 6.3 and 6.8. In subsection 6.4 we outline, and provide some evidence for a conjectural picture of the asymptotic cone of the mapping class group. Finally, in the last subsection of Section 6 we relate our earlier work to a discussion of relative hyperbolicity in the mapping class group.

Acknowledgments. The work in this paper was part of my doctoral thesis [B]. It is a pleasure to thank my thesis advisor Y. Minsky for many useful discussions and his ongoing enthusiasm about this work. I extend my thanks to many others whose input and suggestions influenced this work—especially C. Leininger and L. Mosher who have generously spent hours talking with me about various aspects of the mapping class group. I am grateful to the Barnard/Columbia Math Departments for providing an ideal work environment. Finally, I would like to especially thank my wife, Kashi, for her love and support.

2. BACKGROUND I: LARGE SCALE GEOMETRY

2.1. Geometric Group Theory. There are several equivalent definitions for hyperbolicity, throughout this paper we will have in mind Rips’ *thin triangle* characterization of hyperbolicity:

Definition 2.1. A geodesic metric space X is called δ -hyperbolic if there exists a constant δ so that for each triple $a, b, c \in X$ and each choice of geodesics $[a, b]$, $[b, c]$,

and $[a, c]$ one has that $[a, b]$ is contained in a δ -neighborhood of the union of $[a, c]$ and $[b, c]$.

Note that we write $[a, b]$ to denote a geodesic between a and b even though this choice need not be unique.

Our primary interest is in infinite diameter spaces, as it is easy to see that every finite diameter space is hyperbolic with *hyperbolicity constant* equal to the diameter of the space. An important infinite diameter example is provided by trees (both simplicial trees and, especially, \mathbb{R} -trees which we will define shortly).

Definition 2.2. Let (X, d_X) and (Y, d_Y) be metric spaces. A map $\phi : X \rightarrow Y$ is called a (K, C) -*quasi-isometric embedding* if there exist constants $K \geq 1$ and $C \geq 0$ such that for all $a, b \in X$

$$\frac{1}{K}d_X(a, b) - C \leq d_Y(\phi(a), \phi(b)) \leq Kd_X(a, b) + C.$$

It is a (K, C) -*quasi-isometry* if additionally, ϕ has the property that every point of Y lies in the C -neighborhood of $\phi(X)$.

When there exists a (K, C) -quasi-isometry $\phi : X \rightarrow Y$ between two metric spaces X and Y , we say that they are (K, C) -*quasi-isometric* and denote this $X \sim_{K,C} Y$; When the choice of constants is not important (as will often be the case), we simply say X and Y are *quasi-isometric*, denoted $X \sim Y$.

For geodesic spaces hyperbolicity is a quasi-isometry invariant; note that the hyperbolicity constant may change [GhHar].

In order to apply this definition to groups, we recall the natural left invariant metric on a group G with finite generating set S . The *word metric on G relative to the generating set S* is given by $d_{G,S}(a, b) = |a^{-1}b|$ where $|a^{-1}b|$ is the smallest number of letters needed to represent the group element $a^{-1}b$ in terms of letters from S and their inverses. Although this metric depends on the choice of generating set, for finitely generated groups, its quasi-isometry type does not. Thus since hyperbolicity is a quasi-isometry invariant, the notion of a group being *hyperbolic* is well defined.

A basic non-hyperbolic example where we will use the notion of quasi-isometries is \mathbb{Z}^n (with $n > 1$), which we (easily) observe is quasi-isometric to \mathbb{R}^n . In any metric space X one can study quasi-isometric embeddings of \mathbb{R}^n into X , these are called *quasi-flats of rank n* . Generalizing the above Euclidean example, one way to quantify non-hyperbolicity of a metric space X is by calculating its *geometric rank*, namely the largest rank of any quasi-flat in X . Having geometric rank greater than one is an obstruction to hyperbolicity, as it forces X to have arbitrarily fat triangles.

We now record a technical lemma which will be useful in Section 5. The proof is an exercise in manipulating thin triangles (see [B] for a proof). When the ambient space is clear we use the notation $B_\delta(x)$ to denote the closed ball of radius δ around a point x .

Lemma 2.3. *Let Z be a δ -hyperbolic space and γ a geodesic in Z . If $\phi : Z \rightarrow 2^\gamma$ sends each point of Z to the set of closest points on γ , then for each point $z \in Z$ we have $\text{diam}(\phi(z)) \leq 4\delta + 2$.*

2.2. Asymptotic Cones. Ultrafilters and ultraproducts have been used in logic since Gödel introduced them in the 1930's. Among other applications they can be

used to give a slick proof of the compactness theorem of first order logic and to rigorize calculus, *a la* Robinson's non-standard analysis. Van den Dries and Wilkie introduced these tools to topologists when they reformulated (and slightly strengthened) Gromov's famous Polynomial growth Theorem using this language (compare [G1] and [VW]). These techniques streamlined parts of the proof, replacing an iterated procedure of passing to subsequences with one ultralimit, and broadened the applicability of Gromov's construction, Gromov's original definition of asymptotic cone only applied to nilpotent groups whereas the ultrafied definition works for any finitely generated group. (For applications of asymptotic cones in geometric group theory see: [Bu], [Bri], [D], [DSa], [KaLe], [KILe], [KSTT], [R].)

A *non-principal ultrafilter* on the integers, denoted ω , is a nonempty collection of sets of integers with the following properties:

1. $\emptyset \notin \omega$.
2. If $S_1 \in \omega$ and $S_2 \in \omega$, then $S_1 \cap S_2 \in \omega$.
3. If $S_1 \subset S_2$ and $S_1 \in \omega$, then $S_2 \in \omega$.
4. It is *maximal* in the sense that for each $S \subset \mathbb{Z}$ exactly one of the following must occur: $S \in \omega$ or $\mathbb{Z} \setminus S \in \omega$.
5. ω does not contain any finite sets. (This is the *non-principal* aspect.)

Applying Zorn's Lemma it can be shown that such objects exist. Since we are only concerned with non-principal ultrafilter, we will simply refer to these as *ultrafilters*.

An equivalent way to view an ultrafilter is as a finitely additive probability measure, with no atoms, defined on all subsets of integers and which takes values in $\{0, 1\}$. This way of thinking is consistent with the intuition that the ultrafilter sees the behavior on only the large subsets of \mathbb{N} and when this is done one says that ω -almost every integer has a given property when the set of integers with this property is in ω .

For an ultrafilter ω , a metric space (X, d) , and a sequence of points $\langle y_i \rangle_{i \in \mathbb{N}}$ we define y to be the *ultralimit* of $\langle y_i \rangle_{i \in \mathbb{N}}$ with respect to ω , denoted $y = \omega\text{-}\lim_i y_i$, if and only if for all $\epsilon > 0$ one has $\{i \in \mathbb{N} : d(y_i, y) < \epsilon\} \in \omega$. Since metric spaces are Hausdorff, it follows that when the ultralimit of a sequence exists it is a unique point. It is easy to see that when the sequence $\langle y_i \rangle_{i \in \mathbb{N}}$ converges, then the ultralimit is the same as the ordinary limit; it is also useful to note that in a compact metric space ultralimits always exist.

Fix an ultrafilter ω and a family of based metric spaces (X_i, x_i, d_i) . Using the ultrafilter, a pseudo-distance on $\prod_{i \in \mathbb{N}} X_i$ is provided by:

$$d_\omega(\langle a_i \rangle, \langle b_i \rangle) = \omega\text{-}\lim_i d_{X_i}(a_i, b_i) \in [0, \infty].$$

The *ultralimit* of (X_i, x_i) is then defined to be:²

$$\omega\text{-}\lim_i (X_i, x_i) = \{y \in \prod_{i \in \mathbb{N}} X_i : d_\omega(y, \langle x_i \rangle) < \infty\} / \sim,$$

where for two points $y, z \in \prod_{i \in \mathbb{N}} X_i$ we define $y \sim z$ if and only if $d_\omega(y, z) = 0$.

The pseudo-metric d_ω takes values in $[0, \infty]$ —considering only those points in $\omega\text{-}\lim_i (X_i, x_i)$ which are a finite distance from the basepoint restricts our attention to a maximal subset where the pseudo-distance does not obtain the value ∞ . The

²The term ultralimit is used by topologists and geometers; logicians tend to call this space the *ultraproduct* of (X_i, x_i)

relation \sim quotients out points whose pseudo-distance from each other is zero; in an analogy to measure theory we think of this process as identifying sequences which agree almost everywhere. These two conditions combine to make $d_\omega(y, z)$ into a metric.

Just as ultralimits for sequences of points generalize the topological notion of limit, ultralimits of sequences of metric spaces generalize Hausdorff limits of metric spaces. In particular, for a Hausdorff precompact family of metric spaces the ultralimit of the sequence is a limit point with respect to the Hausdorff topology (see [KILe] for a proof of this and other related facts).

Definition 2.4. The *asymptotic cone* of (X, x_0, d) relative to the ultrafilter ω is defined by:

$$\text{Cone}_\omega(X, x_0) = \omega\text{-}\lim_i (X, x_0, \frac{1}{i}d)$$

When it is not a source of confusion we tend to suppress writing the basepoint. Also, when a result holds for all asymptotic cones, independent of the choice of ultrafilter, we simply refer to the *asymptotic cone* of X and use the notation $\text{Cone}_\infty X$.

When taking such ultralimits, we often use the notation $\omega\text{-}\lim_i \frac{1}{i}(x_\alpha, 0_\alpha)$, when there is an implied ambient space T_α with basepoint 0_α , in order to emphasize that we are looking at an ultralimit in $\text{Cone}_\infty(T_\alpha, 0_\alpha)$.

An equivalent way to think of the asymptotic cone is as equivalence classes of sequences of points in X whose distance from the basepoint grow at a linear rate. In this vein, we note that any pair of sequence of points in X whose distances grow sublinearly are identified in the asymptotic cone. We will occasionally use the following notation which is an ultrafied version of its computer science analogue: for a positive real valued function $f(i)$ and an ultrafilter ω we write $f(i) = o(i)$ if $\omega\text{-}\lim_{i \rightarrow \infty} \frac{f(i)}{i} = 0$. It follows that if two sequences $x_i, y_i \in X$ have $d_X(x_i, y_i) = o(i)$, then these sequences are identified in $\text{Cone}_\omega X$.

When considering the asymptotic cone, especially for the first time, the following quotation from Thomas Hobbes (1588–1679), will likely seem relevant.

To understand this for sense it is not required that a man should be a geometrician or a logician, but that he should be mad.

Asymptotic cones provide a way to replace a metric space with one “limiting” space which carries information about sequences in the original space which leave every compact set. This process encodes the asymptotic geometry of a space into standard algebraic topology invariants of its asymptotic cone.

A common use of asymptotic cones is in their relation to hyperbolicity as demonstrated by the next result and Theorem 2.7. First we give a preliminary definition.

Definition 2.5. An \mathbb{R} -tree is a metric space (X, d) such that between any two points $a, b \in X$ there exists a unique topological arc γ connecting them and γ is isometric to the interval $[0, d_X(a, b)] \subset \mathbb{R}$.

The simplest examples of \mathbb{R} -trees are simplicial trees, but in general \mathbb{R} -trees may be much more complicated. Indeed, \mathbb{R} -trees need not even be locally compact.

Proposition 2.6. For a sequence $\delta_i \rightarrow 0$, the ultralimit of δ_i -hyperbolic spaces is an \mathbb{R} -tree.

In particular, if X is a δ -hyperbolic space, then $\text{Cone}_\infty X$ is an \mathbb{R} -tree.

If X is a δ -hyperbolic space which is sufficiently complicated (e.g., the Cayley graph of a non-elementary hyperbolic group) then $\text{Cone}_\infty X$ is an \mathbb{R} -tree with uncountable branching at every point.

A partial converse to Proposition 2.6 is provided by the following well known result. The statement of this theorem first appeared, without proof, in [G2]. A proof can be found in [D].

Theorem 2.7. *If every asymptotic cone of a metric space X is an \mathbb{R} -tree, then X is δ -hyperbolic.*

The following is an easy observation that simplifies the situation when one is dealing with finitely many equivalence classes of Seq ; where Seq is the set of sequences in a countable alphabet considered up to the equivalence relation they agree ω -almost everywhere. When we consider Seq later in the work the alphabet will consist of subsurfaces of a given surface.

Lemma 2.8. *For any finite set $\Gamma \subset \text{Seq}$, the elements of Γ are pairwise distinct in Seq if and only if there exists a set $K \in \omega$ for which each $\gamma, \gamma' \in \Gamma$ has $\gamma_i \neq \gamma'_i$ for every $i \in K$*

Proof: Fix a finite set $\Gamma \subset \text{Seq}$.

(\implies). The maximal clause in the definition of ultrafilter states that for each $K \subset \mathbb{N}$ either $K \in \omega$ or $\mathbb{N} \setminus K \in \omega$. We suppose that for each pair of elements $\gamma, \gamma' \in \Gamma$ we have $\gamma \approx \gamma'$ and thus the set K of indices where $\gamma_i = \gamma'_i$ must have $K \notin \omega$. Maximality of the ultrafilter then implies that $\mathbb{N} \setminus K \in \omega$. Thus for each $i \in \mathbb{N} \setminus K \in \omega$ we have $\gamma_i \neq \gamma'_i$, we define $\mathbb{N} \setminus K = K'_{\gamma, \gamma'}$.

Since ultrafilters are closed under finite intersections, the intersection over all pairs γ, γ' of $K'_{\gamma, \gamma'}$ yields a set $J \in \omega$ where $\gamma_i \neq \gamma'_i$ for every $i \in J$ and every $\gamma, \gamma' \in \Gamma$.

(\impliedby). Let $K \in \omega$ be the set of indices for which $\gamma_i \neq \gamma'_i$ for each $i \in K$ and $\gamma, \gamma' \in \Gamma$. Then for any γ, γ' we have $\{i : \gamma_i = \gamma'_i\} \in \mathbb{N} \setminus K$ and hence is not in ω . Thus $\gamma \approx \gamma'$. \square

We end this section with a summary of some standard results about asymptotic cones that we will use in the sequel (see [BriH], [Kle], or [Ka]).

Proposition 2.9. *Fix a non-principal ultrafilter ω*

1. $\text{Cone}_\omega(X)$ is a complete metric space.
2. $\text{Cone}_\omega(X_1 \times X_2) = \text{Cone}_\omega(X_1) \times \text{Cone}_\omega(X_2)$
3. $\text{Cone}_\omega \mathbb{R}^n = \mathbb{R}^n$
4. The asymptotic cone of a geodesic space is a geodesic space.
5. A (K, C) -quasi-isometry between metric spaces induces a K -bi-Lipschitz map between their asymptotic cones.

2.3. Dimension Theory. Here we summarize some standard definitions and results in dimension theory. (For further details consult [En].)

The following is widely considered to be the definition which most deserves to be called topological dimension; henceforth “dimension” will refer to *covering dimension*.

Definition 2.10. Fix a topological space X . If for any open covering \mathcal{U} of X there exists an open cover \mathcal{V} refining \mathcal{U} such that every collection $V_0, V_1, \dots, V_k \in \mathcal{V}$ for

which $\cap_{i=0}^k V_i \neq \emptyset$ must have $k \leq N$, then we say that X has *covering dimension* $\leq N$. We denote this $\dim(X) \leq N$. When X has $\dim(X) \leq N$ but not $\dim(X) \leq N-1$, then we say $\dim(X) = N$.

Note in particular that $\dim(X) = N$ does not require that X has dimension N at every point.

Theorem 2.11. *For metrizable spaces R and S ,*

$$\dim(R \times S) \leq \dim(R) + \dim(S)$$

Theorem 2.12. *Fix a metrizable space X and two subsets K and L , one of which is closed. If $\dim(K) \leq n$ and $\dim(L) \leq n$, then $\dim(K \cup L) \leq n$*

Definition 2.13. A continuous mapping f of a metric space R into a metric space S is called an ϵ -mapping if the inverse image $f^{-1}(q)$ of each point q of S has diameter $< \epsilon$.

Recall the following characterization of dimension which has origins in Brouwer's 1911 proof of Invariance of Domain.³

Proposition 2.14. *Let R be an n -dimensional compact metric space. Then there exists a positive number ϵ such that R cannot be mapped by an ϵ -mapping onto any metric space of dimension $\leq n-1$.*

The main specialized result in dimension theory that we use is:

Theorem 2.15. (Mayer and Oversteegen; [MaO]). *An \mathbb{R} -tree has dimension 1.*

Corollary 2.16. *Let T_1 and T_2 be \mathbb{R} -trees. Then $\dim(T_1 \times T_2) = 2$*

Proof: Theorems 2.15 and 2.11 imply that $\dim(T_1 \times T_2) \leq 2$. Since \mathbb{R}^2 topologically embeds into $T_1 \times T_2$, we have $\dim(T_1 \times T_2) \geq 2$. \square

3. BACKGROUND II: SURFACES AND RELATED STRUCTURES

3.1. Complex of Curves. We use S to denote a connected, orientable surface of genus $g = g(S)$ with $p = p(S)$ punctures. (Note that we will interchangeably use the words puncture and boundary, as the distinction does not affect the results contained in this work.) We use the terms *subsurface* and *domain* to refer to a homotopy class of an essential, non-peripheral, connected subsurface of S (subsurfaces are not assumed to be proper unless explicitly stated). When we refer to the boundary of a domain this will mean the collection of (homotopy classes of) non-peripheral closed curves which bound the domain as a subset of S .

We now recall the construction of the complex of curves and relevant machinery developed by Masur and Minsky which we will use in our study; for further details consult [MM2]. We use $\xi(S) = 3g(S) + p(S) - 3$ to quantify the complexity⁴ of the surface S . Recall that when positive, $3g(S) + p(S) - 3$ is the maximal number of disjoint homotopy classes of essential and non-peripheral simple closed curves which can be simultaneously realized on S . Naturality of $\xi(S)$ as a measure of complexity

³I would like to thank M. Bestvina for suggesting to me the relevance of this proposition.

⁴In [MM2] they use $\xi(S) = 3g(S) + p(S)$, but we use the current version because it has better additive properties when generalized to disconnected surfaces, as we need in Section 6.

is justified by the property that it decreases when one passes from a surface to a proper subsurface (recall our convention of considering surfaces up to homotopy). Since our interest is in hyperbolic surfaces and their subsurfaces, we only consider subsurfaces with $\xi > -2$ (thus ignoring the disk and the sphere). Additionally, as it is not a hyperbolic surface nor does it appear as a subsurface of any hyperbolic surface we will usually ignore $S_{1,0}$ (although much of our discussion has analogues for this case); thus $\xi = 0$ is used only to denote the thrice punctured sphere.

Introduced by Harvey [Harv] to study the boundary of Teichmüller space, the complex of curves has proven to be a useful tool in the study of Teichmüller space, mapping class groups, and 3-manifolds. The complex of curves is a finite dimensional complex which encodes information about the surface via the combinatorics of simple closed curves. Analysis using the curve complex is necessarily delicate since the complex is locally infinite except in a few low genus cases.

Definition 3.1. The *complex of curves* for S , denoted $\mathcal{C}(S)$, consists of a *vertex* for every homotopy class of a simple closed curve which is both non-trivial and non-peripheral. The *N -simplices* of $\mathcal{C}(S)$ are given by collections of $N + 1$ vertices whose homotopy classes can all simultaneously be realized disjointly on S .

This definition works well when $\xi(S) > 1$, however it must be modified slightly for the surfaces of small complexity, which we refer to as the *sporadic cases*. The two cases where $\xi(S) = 1$ are $S_{1,1}$ and $S_{0,4}$ (the following discussion works for $S_{1,0}$ as well); here any two distinct homotopy classes of essential simple closed curves must intersect (at least once in $S_{1,1}$ and twice in $S_{0,4}$). In these cases the above definition of $\mathcal{C}(S)$ would have no edges, only vertices. Accordingly, we modify the definition so that an edge is added between two homotopy classes when they intersect the minimal amount possible on the surface (i.e., once for $S_{1,1}$ and twice for $S_{0,4}$). With this definition $\mathcal{C}(S_{1,1})$ and $\mathcal{C}(S_{0,4})$ are each connected, indeed they are each isometric to the classical Farey graph.

When $\xi(S) = 0, -2$, or -3 then $\mathcal{C}(S)$ is empty. The final modification we make is for the case where we have $A \subset S$ with $\xi(A) = -1$, the annulus. The annulus doesn't support a finite area hyperbolic metric, so our interest in it derives from the fact that it arises as a subsurface of hyperbolic surfaces. Indeed, annuli will play a crucial role as they will be used to capture information about Dehn twists. Given an annulus $A \subset S$, we define $\mathcal{C}(A)$ to be based homotopy classes of arcs connecting one boundary component of the annulus to the other. More precisely, denoting by \tilde{A} the annular cover of S to which A lifts homeomorphically, we use the compactification of \mathbb{H}^2 as the closed unit disk to obtain a closed annulus \hat{A} . We define the vertices of $\mathcal{C}(A)$ to be homotopy classes of paths connecting one boundary component of \hat{A} to the other, where the homotopies are required to fix the endpoints. Edges of $\mathcal{C}(A)$ are pairs of vertices which have representatives with disjoint interiors. Giving edges a Euclidean metric of length one, in [MM2] it is proven that $\mathcal{C}(A)$ is quasi-isometric to \mathbb{Z} .

The following foundational result, which is the main theorem of [MM1], will be useful in our later analysis. For another proof see [Bo1], which provides a constructive computation of a bound on the hyperbolicity constant.

Theorem 3.2. (Hyperbolicity of $\mathcal{C}(S)$, [MM1] and [Bo1]). *For any surface S , $\mathcal{C}(S)$ is an infinite diameter δ -hyperbolic space (as long as it is non-empty).*

Combined with Proposition 2.6, this yields the following consequence which we will use in Section 6.

Corollary 3.3. *$\text{Cone}_\infty \mathcal{C}(S)$ is an \mathbb{R} -tree.*

Throughout this paper we use the convention that “intersection” refers to transverse intersection. Thus for example if we consider a subsurface $Y \subsetneq S$ and an element $\gamma \in \partial Y$ which is not homotopic to a puncture of S then we consider the annulus around γ to not intersect Y .

For a surface with punctures one can consider the *arc complex* $\mathcal{C}'(S)$, which is a close relative of the curve complex. When $\xi(S) > -1$ we define the vertices⁵ of $\mathcal{C}'(S)$ (denoted $\mathcal{C}'_0(S)$) to consist of elements of $\mathcal{C}_0(S)$ as well as homotopy classes of simple arcs on S with endpoints lying on punctures of S , which don’t bound a disk or a once punctured disk on either side. As done for the curve complex, we define N -simplices of $\mathcal{C}'(S)$ to be collections of $N + 1$ vertices which can simultaneously be realized on the surface as disjoint arcs and curves. For annuli we define $\mathcal{C}'(A) = \mathcal{C}(A)$.

The arc complex arises naturally when one tries to “project” an element $\gamma \in \mathcal{C}(S)$ into $\mathcal{C}(Y)$ where $Y \subset S$. When $\xi(Y) > 0$ we define

$$\pi'_Y : \mathcal{C}_0(S) \rightarrow 2^{\mathcal{C}'_0(Y)}$$

by the following:

- If $\gamma \cap Y = \emptyset$, then define $\pi'_Y(\gamma) = \emptyset$.
- If $\gamma \subset Y$, then define $\pi'_Y(\gamma) = \{\gamma\}$.
- If $\gamma \cap \partial Y \neq \emptyset$, then after putting γ in a position so it has minimal intersection with ∂Y we identify parallel arcs of $\gamma \cap Y$ and define $\pi'_Y(\gamma)$ to be the union of these arcs and any closed curves in $\gamma \cap \partial Y \neq \emptyset$.

In the last case, it follows from the definition of $\mathcal{C}'(Y)$ that $\pi'_Y(\gamma)$ is a subset of $\mathcal{C}'_0(Y)$ with diameter at most one. Thus whenever $\pi'_Y(\gamma) \neq \emptyset$, it is a subset of $\mathcal{C}'(Y)$ of diameter at most one. Moreover, when $\xi(S) > 0$, there is a map $\phi_Y : \mathcal{C}'_0(Y) \rightarrow 2^{\mathcal{C}_0(Y)}$, which implies that the arc complex embeds into the curve complex as a cobounded subset—the map ϕ_Y sends each arc to the boundary curves of a regular neighborhood of its union with ∂Y . For $Y \subset S$ with $\xi(Y) > 0$ we define $\pi_Y = \phi_Y \circ \pi'_Y : \mathcal{C}(S) \rightarrow \mathcal{C}(Y)$ (this map is actually to the power set of $\mathcal{C}(Y)$, but for the sake of readability and since the map is to bounded sets, we abuse notation and simply write $\mathcal{C}(Y)$).

When $\xi(Y) = -1$ any curve γ which crosses Y transversally has a lift $\tilde{\gamma} \in \tilde{Y}$ with at least one component which connects the two boundary components of \hat{Y} . Together, the collection of lifts which connect the boundary components form a finite subset of $\mathcal{C}'(Y)$ with diameter at most 1, define $\pi_Y(\gamma)$ to be this set. If γ doesn’t intersect Y or is the core curve of Y , then define $\pi_Y(\gamma) = \emptyset$. Also, for consistency we define $\pi_Y : v \rightarrow \{v\}$ for $v \in \mathcal{C}_0(Y)$.

Since we often work with subsets of $\mathcal{C}(Y)$ rather than points, we use the following notation. For a set valued map $f : X \rightarrow 2^Y$ and a set $A \subset X$ we define $f(A) = \cup_{x \in A} f(x)$. If $X \subseteq S$ and $\mu, \nu \in \mathcal{C}(S)$ we adopt the notation

$$d_X(\mu, \nu) = d_{\mathcal{C}(X)}(\pi_X(\mu), \pi_X(\nu)).$$

⁵This definition differs from that in [Hare] where an arc complex is considered consisting of only arcs and thus does not contain $\mathcal{C}(S)$ as a subcomplex. Our definition agrees with that in [MM2].

Further, given sets $A, B \in \mathcal{C}(S)$ we set $d_X(A, B) = \min\{d_X(\alpha, \beta) : \alpha \in A \text{ and } \beta \in B\}$. Also, we write $\text{diam}_X(A)$ to refer to the diameter of the set $\pi_{\mathcal{C}(X)}(A)$ and $\text{diam}_X(A, B)$ for $\text{diam}_{\mathcal{C}(X)}(A \cup B)$ in order to emphasize the symmetry between our use of minimal distance and diameter. (These same conventions apply when considering markings, as defined in the next section.)

An extremely useful result concerning these projections is the following (see [MM2] for the original proof, and [M] where the bound is corrected from 2 to 3):

Lemma 3.4. (Lipschitz projection, [MM2]). *Let Y be a subdomain of S . For any simplex ρ in $\mathcal{C}(S)$, if $\pi_Y(\rho) \neq \emptyset$ then $\text{diam}_Y(\rho) \leq 3$.*

In light of this lemma, for any pair of domains $Y \subset Z$ we consider $\mathcal{C}(Z) \setminus B_1(\partial Y)$ with the path metric, i.e., the distance between $\gamma, \gamma' \in \mathcal{C}(Z) \setminus B_1(\partial Y)$ is the length of the shortest path connecting them in $\mathcal{C}(Z) \setminus B_1(\partial Y)$. With this metric there is a *coarsely Lipschitz* map $\pi_{Z \rightarrow Y} : \mathcal{C}(Z) \setminus B_1(\partial Y) \rightarrow \mathcal{C}(Y)$, where a map is defined to be (K, C) -*coarsely Lipschitz* if and only if there exist a pair of constants K, C such that for each $a, b \in \mathcal{C}(Z) \setminus B_1(\partial Y)$ we have $d_Y(\pi_{Z \rightarrow Y}(a), \pi_{Z \rightarrow Y}(b)) \leq K d_{\mathcal{C}(Z) \setminus B_1(\partial Y)}(a, b) + C$. By the above lemma and the fact that $\pi_{Z \rightarrow Y}$ sends points of $\mathcal{C}(Z) \setminus B_1(\partial Y)$ to subsets of $\mathcal{C}(Y)$ of diameter at most 3, we have the following which we shall use in Section 4. (See Figure 1 for a cartoon of the behavior of this map near ∂Y .)

Corollary 3.5. *For any domain $Y \subset Z$, endowing $\mathcal{C}(Z) \setminus B_1(\partial Y)$ with the path metric, we have*

$$\pi_{Z \rightarrow Y} : \mathcal{C}_1(Z) \setminus B_1(\partial Y) \rightarrow \mathcal{C}(Y)$$

is coarsely Lipschitz (with constants $K = 3$ and $C = 3$).

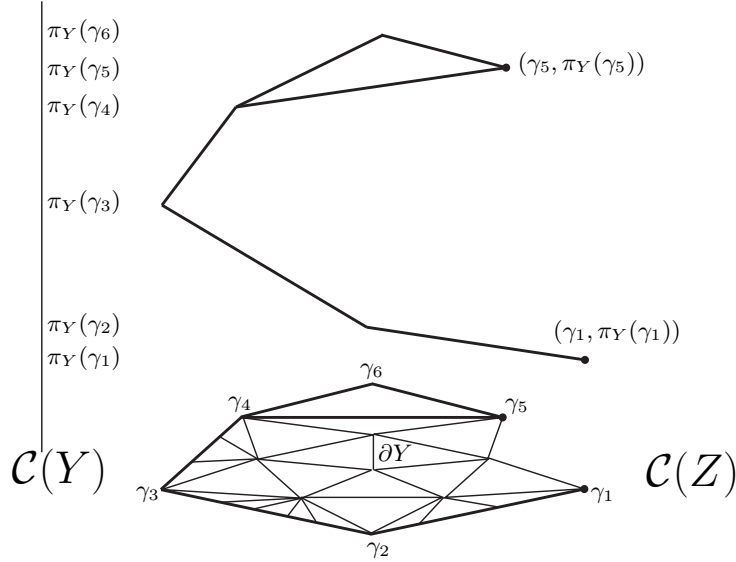


FIGURE 1. Letting $Y \subset Z$, the above is a caricature of the graph of $\pi_{Z \rightarrow Y} : \mathcal{C}(Z) \setminus B_1(\partial Y) \rightarrow \mathcal{C}(Y)$ near the point $\partial Y \in \mathcal{C}(Z)$.

In Figure 1, we observe that although $\pi_{Z \rightarrow Y}$ is Lipschitz, pairs of points like γ_1 and γ_5 , although distance 2 in $\mathcal{C}(Z)$, can be found which are arbitrarily far apart in

the path metric on $\mathcal{C}(Z) \setminus B_1(\partial Y)$ and thus their distance when projected to $\mathcal{C}(Y)$ are also made arbitrarily large.

Letting $\mathcal{C}_1(S)$ denote the one-skeleton of $\mathcal{C}(S)$, we state the following theorem which is one of the key technical results from [MM2].

Theorem 3.6. (Bounded geodesic image). *Let $Y \subsetneq S$ with $\xi(Y) \neq 0$ and let g be a geodesic segment, ray, or line in $\mathcal{C}_1(S)$, such that $\pi_Y(v) \neq \emptyset$ for every vertex v of g . There is a constant D depending only on $\xi(S)$ so that $\text{diam}_Y(g) \leq D$.*

3.2. Markings. In this section we describe the quasi-isometric model we will use for the mapping class group and explain the tools developed in [MM2] for computing with this model.

Definition 3.7. A *marking*, μ , on S is a collection of *base curves* to each of which we (may) associate a *transverse curve*. These collections are made subject to the constraints:

- The *base curves*, $\text{base}(\mu) = \{\gamma_1, \dots, \gamma_n\}$, form a simplex in $\mathcal{C}(S)$.
- The *transverse curve*, t , associated to a given base curve γ is either empty or an element of $\mathcal{C}_0(S)$ which intersects t once (or twice if $S = S_{0,4}$) and projects to a subset of diameter at most 1 in the annular complex $\mathcal{C}(\gamma)$.

When the transverse curve t is empty we say that γ doesn't have a transverse curve.

If the simplex formed by $\text{base}(\mu)$ in $\mathcal{C}(S)$ is top dimensional and every curve has a transverse curve, then we say the marking is *complete*.

If a marking has the following two properties, then we say the marking is *clean*. First, for each $\gamma \in \text{base} \mu$ its transversal t is disjoint from the rest of the base curves. Second, for each γ and t as above, $t \cup \gamma$ fills a surface denoted $F(t, \gamma)$ with $\xi(F(t, \gamma)) = 1$ and in which $d_{\mathcal{C}(F(t, \gamma))}(t, \gamma) = 1$. (See Figure 3.2.)

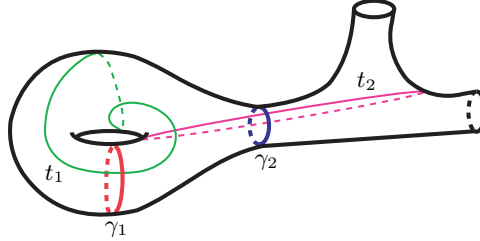


FIGURE 2. A complete clean marking $\mu \in \mathcal{M}(S_{1,2})$ with $\text{base}(\mu) = \{\gamma_1, \gamma_2\}$.

Let μ denote a complete clean marking with pairs $(\gamma_i, t(\gamma_i))$, we take as *elementary moves* the following two relations on the set of complete clean markings:

1. *Twist*: For some i , we replace $(\gamma_i, t(\gamma_i))$ by $(\gamma_i, t'(\gamma_i))$ where $t'(\gamma_i)$ is the result of one full (or half when possible) twist of $t(\gamma_i)$ around γ_i . The rest of the pairs are left unchanged.
2. *Flip*: For some i we swap the roles of the base and transverse curves between γ_i and $t(\gamma_i)$. After doing this the complete marking may no longer be clean, one then needs to replace the new marking with a compatible clean one.

We say the clean marking μ is *compatible* with μ' if they have the same base curves, each base curve γ has a transverse curve t in one marking if and only if it has a transverse curve t' in the other marking, and when t exists then $d_\gamma(t, t')$ is minimal among all choices of t' .

In [MM2] it is shown that there exists a bound (depending only on the topological type of S) on the number of clean markings which are compatible with any other given marking. Thus even though the flip move is defined by choosing an arbitrary compatible complete clean marking, it is canonical up to some uniformly bounded amount of ambiguity.

One then defines the *marking complex*, denoted $\mathcal{M}(S)$, to be the graph formed by taking the complete clean markings on S as vertices and connecting two vertices by an edge if they differ by an elementary move. It is not hard to check that $\mathcal{M}(S)$ is a locally finite graph and that the mapping class group acts on it cocompactly and properly discontinuously. A consequence of this which we use throughout this work is:

Corollary 3.8. [MM2]. $\mathcal{M}(S)$ is quasi-isometric to the mapping class group.

For any subsurface $Y \subset S$ with $\mathcal{C}(Y) \neq \emptyset$ we considered in the previous section the *subsurface projection*, $\pi_Y : \mathcal{C}(S) \rightarrow 2^{\mathcal{C}(Y)}$. More generally one can consider subsurface projections from the marking complex; since this definition generalizes the above map we also denote it $\pi_Y : \mathcal{M}(S) \rightarrow 2^{\mathcal{C}(Y)}$. When $\mu \in \mathcal{M}(S)$ we define $\pi_Y(\mu)$ to be $\pi_Y(\text{base}(\mu))$ unless Y is an annulus around a curve $\gamma \in \text{base}(\mu)$, in which case we define $\pi_Y(\mu) = \pi_Y(t)$ where t is the transverse curve to γ . An important observation is that when μ is a complete marking on S then $\pi_Y(\mu) \neq \emptyset$ for each $Y \subset S$.

There is also a Lipschitz projection property for projections of markings.

Lemma 3.9. (Elementary move projection, [MM2]). *If $\mu, \mu' \in \mathcal{M}(S)$ differ by one elementary move, then for any domain $Y \subset S$ with $\xi(Y) \neq 0$,*

$$d_Y(\mu, \mu') \leq 4.$$

3.3. Hierarchies. Thurston's classification theorem for surface homeomorphisms [Th] gives a layered structure for homeomorphisms based upon studying subsurfaces which are preserved (perhaps under an iterate of the homeomorphism). In [MM2], Masur and Minsky refine and further elucidate a layered structure for the mapping class group. Using the marking complex and the complex of curves, they provide a way to compare how relatively complicated two given mapping class group elements are on any subsurface (not just ones that are eventually periodic!). Towards this end, they introduce an object called a *hierarchy* which ties all the subsurface comparisons together.

Definition 3.10. Let $Y \subset S$ with $\xi(Y) > 1$. A sequence of simplices v_0, v_1, \dots, v_n is called *tight* if:

1. For each $0 \leq i < j \leq n$, and vertices $v'_i \subset v_i$ and $v'_j \subset v_j$,

$$d_Y(v'_i, v'_j) = |i - j|.$$

2. For each $0 < i < n$ we have that v_i is the boundary of the subsurface filled by $v_{i-1} \cup v_{i+1}$.

When $\xi(Y) = 1$ we consider a sequence to be *tight* if and only if it is the vertex sequence of a geodesic.

When $\xi(Y) = -1$ we consider a sequence to be *tight* if and only if it is the vertex sequence of a geodesic where the set of endpoints on $\partial\widehat{Y}$ of arcs representing the vertices equals the set of endpoints of the first and last arc.

We often use the following decorated version of a tight sequence.

Definition 3.11. A *tight geodesic* g in $\mathcal{C}(Y)$ consists of a tight sequence v_0, v_1, \dots, v_n and a pair of markings $\mathbf{I} = \mathbf{I}(g)$ and $\mathbf{T} = \mathbf{T}(g)$ (called the *initial* and *terminal markings* for g) such that v_0 is a subset of the simplex $\text{base}(\mathbf{I})$ and v_n is a subset of $\text{base}(\mathbf{T})$.

The integer n is called the length of g . The *domain* (sometimes called the *support*) of g refers to the surface Y , written $D(g) = Y$.

Below we explain a relationship between tight geodesics occurring in different subsurfaces.

When $\mu \in \mathcal{M}(S)$ we write $\mu|_Y$ to denote the restriction of this marking to Y , by which we mean:

- If $\xi(Y) = -1$, then $\mu|_Y = \pi_Y(\mu)$.
- Otherwise, we let $\mu|_Y$ be the set of base curves which meet Y essentially, each taken with their associated transversal.

For a surface Y with $\xi(Y) \geq 1$ and a simplex $v \subset \mathcal{C}(Y)$, we say that X is a *component domain* of (Y, v) if either: X is a component of $Y \setminus v$ or X is an annulus whose core curve is a component of v . More generally, we say that a subsurface $X \subset Y$ is a *component domain of g* if for some simplex v_i in g , X is a component domain of $(D(g), v_i)$. Notice that v_i is uniquely determined by g and X .

Furthermore, when X is a component domain of g and $\xi(X) \neq 0$, define the *initial marking of X relative to g* :

$$\mathbf{I}(X, g) = \begin{cases} v_{i-1}|_X & v_i \text{ is not the first vertex (of } g) \\ \mathbf{I}(g)|_X & v_i \text{ is the first vertex} \end{cases}$$

Similarly define the *terminal marking of X relative to g* to be:

$$\mathbf{T}(X, g) = \begin{cases} v_{i+1}|_X & v_i \text{ is not the last vertex} \\ \mathbf{T}(g)|_X & v_i \text{ is the last vertex} \end{cases}$$

Observe that these are each markings, since ∂X is distance 1 in $\mathcal{C}(S)$ from each of $v_{i\pm 1}$, or in the case where v_i is the first vertex, then ∂X is disjoint from $\text{base}(\mathbf{I}(g))$ (similarly for the terminal markings).

When X is a component domain of g with $\mathbf{T}(X, g) \neq \emptyset$, then we say that X is *directly forward subordinate* to g , written $X \searrow^d g$. Similarly, when $\mathbf{I}(X, g) \neq \emptyset$ we say that X is *directly backward subordinate* to g , written $g \not\searrow X$.

The definition generalizes to geodesics as follows.

Definition 3.12. Let g and h be tight geodesics. We say that g is *directly forward subordinate* to h , written $g \searrow^d h$, when $D(g) \searrow^d h$ and $\mathbf{T}(g) = \mathbf{T}(D(g), h)$. Similarly, h is *directly backward subordinate* to g , written $g \not\searrow h$, when $g \not\searrow D(h)$ and $\mathbf{I}(h) = \mathbf{I}(D(h), g)$.

We write *forward subordinate*, or \searrow , to denote the transitive closure of \searrow^d ; similarly we define $\not\searrow$.

We can now define the main tool which was introduced in [MM2].

Definition 3.13. A *hierarchy (of geodesics)* H , on S is a collection of tight geodesics subject to the following constraints:

1. There exists a tight geodesic whose support is S . This geodesic is called the *main geodesic* and is often denoted g_H . The initial and terminal markings of g_H are denoted $\mathbf{I}(H)$ and $\mathbf{T}(H)$.
2. Whenever there exists a pair of tight geodesics $g, k \in H$ and a subsurface $Y \subset S$ such that $g \not\prec^d Y \searrow^d k$ then H contains a unique tight geodesic h with domain Y such that $g \not\prec^d h \searrow^d k$.
3. For each geodesic $h \in H$ other than the main geodesic, there exists $g, k \in H$ so that $g \not\prec^d h \searrow^d k$.

Using an inductive argument, it is proved in [MM2] that given any two markings on a surface, there is a hierarchy which has initial marking one of them and terminal marking the other. The process begins with picking a base curve of the initial marking, one in the terminal marking, and a geodesic in $\mathcal{C}(S)$ between them (the main geodesic). Then, the second condition in the definition of a hierarchy forces certain proper subdomains to support geodesics: if there is a configuration $g \not\prec^d D \searrow^d k$ such that D does not support any geodesic h with $\mathbf{I}(h) = \mathbf{I}(D, g)$ and $\mathbf{T}(h) = \mathbf{T}(D, k)$, then we construct such a geodesic. When this geodesic is constructed, we can choose the initial vertex to be any element of $\text{base } \mathbf{I}(Y, g)$ (similarly for the terminal vertex). This process continues until enough geodesics are included in H so that the second and third conditions are satisfied. As the above suggests, there is in general not just one hierarchy, but many of them connecting any pair of markings. In our proof of Theorem 4.3 (Projection estimates) we will exploit this flexibility by building our hierarchy subject to certain additional constraints which we find useful.

When we consider several hierarchies at once, we use the notation $g_{H,Y}$ to denote the geodesic of H supported on Y , when this geodesic exists it is unique by Theorem 3.14.

For any domain $Y \subset S$ and hierarchy H , the *backward* and *forward sequences* are given respectively by

$$\Sigma_H^-(Y) = \{b \in H : Y \subseteq D(b) \text{ and } I(b)|_Y \neq \emptyset\}$$

and

$$\Sigma_H^+(Y) = \{f \in H : Y \subseteq D(f) \text{ and } T(f)|_Y \neq \emptyset\}.$$

The following theorem summarizes some results which are useful for making computations with hierarchies.

Theorem 3.14. (Structure of Sigma; [MM2]). *Let H be a hierarchy, and Y any domain in its support.*

1. *If $\Sigma_H^+(Y)$ is nonempty then it has the form of a sequence*

$$f_0 \searrow^d \cdots \searrow^d f_n = g_H,$$

where $n \geq 0$. Similarly, if $\Sigma_H^-(Y)$ is nonempty then it has the form of a sequence

$$g_H = b_m \not\prec^d \cdots \not\prec^d b_0,$$

where $m \geq 0$.

2. *If $\Sigma_H^\pm(Y)$ are both nonempty and $\xi(Y) \neq 0$, then $b_0 = f_0$, and Y intersects every vertex of f_0 nontrivially.*

3. If Y is a component domain of a geodesic $k \in H$ and $\xi(Y) \neq 0$, then

$$f \in \Sigma_H^+(Y) \iff Y \searrow f,$$

and similarly,

$$b \in \Sigma_H^-(Y) \iff b \swarrow Y.$$

If, furthermore, $\Sigma^\pm(Y)$ are both nonempty, then in fact Y is the support of the geodesic $b_0 = f_0$.

4. Geodesics in H are determined by their supports. That is, if $D(h) = D(h')$ for $h, h' \in H$ then $h = h'$.

Given a hierarchy, the following provides a useful criterion for determining when a domain is the support of some geodesic in that hierarchy.

Lemma 3.15. (Large link; [MM2]). *If Y is any domain in S and*

$$d_Y(I(H), T(H)) > M_2,$$

then Y is the support of a geodesic h in H , where M_2 only depends on the topological type of S .

The geodesics in a hierarchy admit a partial ordering, which generalizes both the linear ordering on vertices in a geodesic and the ordering coming from forward and backwards subordinacy. Below we recall the basic definitions and a few properties of this ordering.

Given a geodesic g in $\mathcal{C}_1(S)$ and a subsurface Y , define the *footprint* of Y in g , denoted $\phi_g(Y)$ to be the collection of vertices of g which are disjoint from Y . It is easy to see that the diameter of this set is at most 2 and with a little work it can be shown that the footprint is always an interval (of diameter at most 2). The proof that $\phi_g(Y)$ is interval uses the assumption that the geodesic is tight: this result is the only place where the tightness assumption on geodesics is utilized. That footprints form intervals is useful as it allows one to make the following definition.

Definition 3.16. For a pair of geodesics $g, k \in H$ we say g *precedes* k in the *time order*, or $g \prec_t k$, if there exists a geodesic $m \in H$ so that $D(g)$ and $D(k)$ are both subsets of $D(m)$ and

$$\max \phi_m(D(g)) < \min \phi_m(D(k)).$$

We call m the *comparison geodesic*.

Time ordering is a (strict) partial ordering on geodesics in a hierarchy, this is proven in [MM2]. It is worth remarking that when a pair of geodesics are time ordered, they are time ordered with respect to a unique comparison geodesic.

The following provides a way to use the time ordering to gain information about the hierarchy.

Lemma 3.17. (Order and projections; [MM2]). *Let H be a hierarchy in S and $h, k \in H$ with $D(h) = Y$ and $D(k) = Z$. Suppose that $Y \cap Z \neq \emptyset$ and neither domain is contained in the other. Under these conditions, if $k \prec_t h$ then $d_Y(\partial Z, I(H)) \leq M_1 + 2$ and $d_Z(T(H), \partial Y) \leq M_1 + 2$. The constant M_1 only depends on the topological type of S .*

Since we will often use the above hypothesis, we introduce the terminology that a pair of subsurfaces Y and Z of S *overlap* when $Y \cap Z \neq \emptyset$ and neither domain is contained in the other.

The next result provides a way to translate distance computations in the mapping class group to computations in curve complexes of subsurfaces.

Theorem 3.18. (Move distance and projections; [MM2]). *There exists a constant $t(S)$ such that for each $\mu, \nu \in \mathcal{M}$ and any threshold $t > t(S)$, there exists $K(=K(t))$ and $C(=C(t))$ such that:*

$$\frac{1}{K}d_{\mathcal{M}}(\mu, \nu) - C \leq \sum_{\substack{Y \subseteq S \\ d_Y(\mu, \nu) > t}} d_Y(\mu, \nu) \leq Kd_{\mathcal{M}}(\mu, \nu) + C.$$

The importance of Theorem 3.18 can not be understated, as this theorem provides the crucial result that hierarchies give rise to quasi-geodesic paths in the mapping class group. We now indicate this construction.

Given a hierarchy H , [MM2] define a *slice*⁶ in H to be a set τ of pairs (h, v) , where $h \in H$ and v is a vertex of h , satisfying the following conditions:

1. A geodesic h appears in at most one pair of τ .
2. There is a distinguished pair (h_H, v_τ) appearing in τ , where h_H is the main geodesics of H .
3. For every $(k, w) \in \tau$ other than (h_H, v_τ) , $D(k)$ is a component domain of $(D(h), v)$ for some $(h, v) \in \tau$.
4. Given $(h, v) \in \tau$, for every component domain Y of $(D(h), v)$ there is a pair $(k, w) \in \tau$ with $D(k) = Y$.

To any slice τ is associated a unique marking as follows. All the vertices which appear in geodesics of non-annular subsurfaces are distinct and disjoint, so these form a maximal simplex of $\mathcal{C}(S)$ which we take to be $\text{base}(\mu_\tau)$. Then, by the forth condition, τ must contain a pair of the form (h_γ, t) for each $\gamma \in \text{base}(\mu_\tau)$. Letting t be the transversal for γ we obtain a complete marking, which we denote μ_τ . This marking may not be clean, but a lemma of [MM2] implies that a complete clean marking can be found in a uniformly bounded neighborhood; thus we assume $\mu_\tau \in \mathcal{M}(S)$.

The set of slices admits a partial ordering (relating to the time ordering discussed above), which then descends to provide a partial ordering on the markings μ_τ for a given hierarchy H . In [MM2] it is shown that slices nearby in the slice ordering yield markings which are close in $\mathcal{M}(S)$; combined with 3.18 these sequences of markings form quasi-geodesic paths in $\mathcal{M}(S)$, called *hierarchy paths*.

3.4. Teichmüller Space and the Pants Complex. For a detailed reference on Teichmüller space, consult [ImTa].

Definition 3.19. For a fixed open topological surface S , the *Teichmüller space of S* is the space of equivalence classes of pairs (X, f) , where X is a finite area hyperbolic surface and $f : S \rightarrow X$ is a homeomorphism. A pair (X_1, f_1) and (X_2, f_2) are considered equivalent if there exists an isometry $h : X_1 \rightarrow X_2$ such that $h \circ f_2$ is homotopic to f_1 .

A topology is obtained on Teichmüller space by infimizing over the distortion of maps $h : X_1 \rightarrow X_2$. Topologically Teichmüller space is fairly easily understood, as the following classical result indicates:

⁶This is called a *complete slice* in [MM2].

Theorem 3.20. *Teichmüller space is homeomorphic to $\mathbb{R}^{6g-6+2p}$.*

There are several natural metrics on Teichmüller space and its metric structure is far less transparent than its topological structure. Often of interest is the natural complex structure which Teichmüller space carries. What will be important in the sequel is the *Weil-Petersson metric* on Teichmüller space, which is a Kähler metric with negative sectional curvature. We will not need the integral form of the definition, so we just mention that the metric is obtained by considering a natural identification between the complex cotangent space of Teichmüller space and the space of holomorphic quadratic differentials, then defining the Weil-Petersson metric to be the one dual to the L^2 -inner product on the space of holomorphic quadratic differentials. See [Wol] for a survey on the Weil-Petersson metric and its completion.

Definition 3.21. A *pair of pants* is a thrice punctured sphere. A *pants decomposition* of a surface $S_{g,p}$ is a maximal collection of pairwise non-parallel homotopy classes of simple closed curves; this decomposition obtains its name from the observation that such a curve system cuts $S_{g,p}$ into $2g + p - 2$ pairs of pants.

It is easy to verify that any pants decomposition consists of exactly $3g + p - 3$ disjoint simple closed curves on S and is thus a maximal simplex in $\mathcal{C}(S)$. These decompositions have long been useful in the study of the mapping class group and Teichmüller space.

Originally defined by [Hat], the *pants complex* of S , denoted $\mathcal{P}(S)$, is a way of comparing all possible pants decompositions on a fixed surface. This complex consists of a vertex for every pants decomposition and an edge between each pair of decompositions which differ by an *elementary move*. Two pairs of pants $P = \{\gamma_1, \dots, \gamma_{3g+p-3}\}$ and $P' = \{\gamma'_1, \dots, \gamma'_{3g+p-3}\}$ differ by an *elementary move* if P and P' can be reindexed so that both:

1. $\gamma_i = \gamma'_i$ for all $2 \leq i \leq 3g + p - 3$
2. In the component T of $S \setminus \cup_{2 \leq i \leq 3g+p-3} \gamma_i$ which is not a thrice punctured sphere (T is necessarily either a once punctured torus or a 4 punctured sphere) we have (see Figure 3.4):

$$d_{\mathcal{C}(T)}(\gamma_1, \gamma'_1) = 1.$$

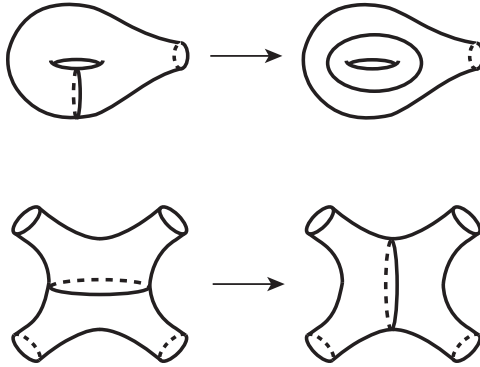


FIGURE 3. Elementary moves in the pants complex

$\mathcal{P}(S)$ is metrized by giving each edge the metric of the Euclidean interval $[0, 1]$. Our interest in this space comes out of the following remarkable theorem of Brock:

Theorem 3.22. ([Br]). *$\mathcal{P}(S)$ is quasi-isometric to the Teichmüller space of S with the Weil-Petersson metric.*

Noticing that a marking without transverse data is just a pants decomposition, in Section 8 of [MM2] it is remarked that all of the constructions in their paper using hierarchies to obtain results about the marking complex can be replaced with analogous theorems for the pants complex. This is done by replacing markings (and hierarchies, etc) by markings without transverse data (and hierarchies-without-annuli, etc). The main result of this form we will use is:

Theorem 3.23. (Move distance and projections for $\mathcal{P}(S)$; [MM2]). *There exists a constant $t(S)$ such that for each $\mu, \nu \in \mathcal{P}$ (and any threshold $t > t(S)$) there exists $K(=K(t))$ and $C(=C(t))$ such that:*

$$\frac{1}{K}d_{\mathcal{P}}(\mu, \nu) - C \sum_{\substack{\text{non-annular } Y \subseteq S \\ d_Y(\mu, \nu) > t}} d_Y(\mu, \nu) \leq Kd_{\mathcal{P}}(\mu, \nu) + C,$$

4. PROJECTION ESTIMATES

In this section we address the following question: given a finite collection of subsurfaces X_1, \dots, X_N of S , what is the image of $\mathcal{M}(S)$ under the map which projects markings into the product of curve complexes of these subsurfaces, i.e., the image of $\mathcal{M}(S)$ as a subset of $\mathcal{C}(X_1) \times \dots \times \mathcal{C}(X_N)$? For the case of two subsurfaces this question is answered in Theorems 4.3 and 4.4 using hierarchies in the curve complex as our main tool (see Section 3.1 for background). Theorem 4.14 generalizes the geometric description underlying Theorem 4.4 to arbitrary finite collections of subsurfaces by introducing the definition of a coarse tree-flat and using a delicate inductive step.

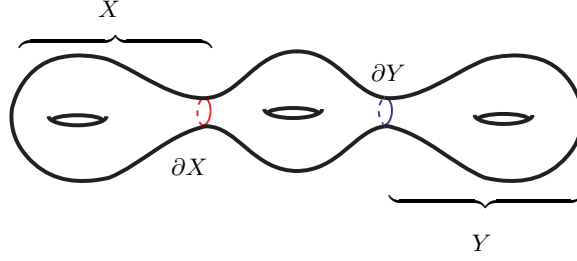
We begin this section with a pair of toy examples which illustrate the dichotomy of Theorem 4.3 (Projection estimates), but which can be proven without use of the full hierarchy machinery. In Section 4.2 we prove Theorem 4.3 and its geometric analogue Theorem 4.4. Finally, in Section 4.3 we prove Theorem 4.14 (Coarse tree-flats carry markings) which is a generalization of the geometric picture in Theorem 4.4 to a description of the projection from the marking complex to the product of finitely many curve complexes.

4.1. A Motivating Example: the Dichotomy. Here we give two computations on the genus three surface. We exhibit a dichotomy between the behavior of projection maps into disjoint and intersecting pairs of subsurfaces. These examples illustrate the geometric meaning of Theorem 4.3 and provide a useful warm up for its proof, as the arguments we use here are a particularly easy form of what in general is a technical argument involving hierarchies.

Example 4.1. (Disjoint subsurfaces).

Let S be a closed genus three surface and let X and Y be subsurfaces of S which are each once punctured tori and which can be realized disjointly on S (figure 4.1).

Let $\alpha \in \mathcal{C}(X)$ and $\beta \in \mathcal{C}(Y)$. Note that both these curves can also be considered as elements of $\mathcal{C}(S)$, then since $X \cap Y = \emptyset$ it follows that $d_{\mathcal{C}(S)}(\alpha, \beta) = 1$. Thus


 FIGURE 4. S and two disjoint subsurfaces

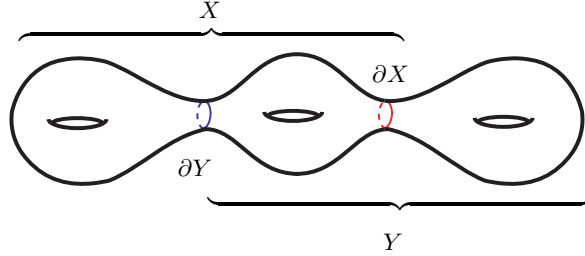
α and β are vertices of a common top dimensional simplex $\mu \subset \mathcal{C}(S)$. Taking a complete clean marking $\mu' \in \mathcal{M}(S)$ with $\text{base}(\mu') = \mu$, we have that the map

$$\mathcal{M}(S) \rightarrow \mathcal{C}(X) \times \mathcal{C}(Y)$$

is onto.

The next example provides the more interesting half of the dichotomy.

Example 4.2. (Overlapping subsurfaces). Let S be the closed genus three surface and consider two subsurfaces X and Y which each have genus two and one puncture. Moreover, suppose that X and Y overlap in a twice punctured torus, Z . Letting μ be an element of $\mathcal{C}(S)$ which intersects both X and Y . We shall show that both $d_X(\mu, \partial Y)$ and $d_Y(\mu, \partial X)$ can't simultaneously be large.


 FIGURE 5. S and two overlapping subsurfaces

Let g be a geodesic in $\mathcal{C}_1(S)$ connecting μ to ∂X , with vertices v_0, v_1, \dots, v_n where $v_0 = \mu$ and $v_n = \partial X$. Since g is a geodesic in $\mathcal{C}(S)$, the curve v_{n-1} may be disjoint from X , but for all $k < n - 1$ we have $v_k \cap \partial X \neq \emptyset$ and in particular, $\pi_X(v_k) \neq \emptyset$ and $\pi_Y(v_k) \neq \emptyset$. Since $S = X \cup Y$ we have either $v_{n-1} \cap Y \neq \emptyset$ or $v_{n-1} \subset X$.

If $v_{n-1} \cap Y \neq \emptyset$, then every vertex of g intersects Y non-trivially. Theorem 3.6 (Bounded geodesic image; [MM2]) states that if g is a geodesic in $\mathcal{C}_1(S)$ with every vertex non-trivially intersecting a subsurface $Y \subset S$, then $\text{diam}_Y(\pi_Y(g)) < K$ for a constant K depending only on the topological type of S . Accordingly, this theorem implies that we have $d_Y(\mu, \partial X) < K$ for a constant K depending only on the genus of S .

If $v_{n-1} \cap Y = \emptyset$, then it must be the case that $v_{n-1} \subset X$. In this case, we have $v_k \cap X \neq \emptyset$ for each $0 \leq k \leq n - 1$. Applying the Bounded Geodesic Image

Theorem tells us that $d_X(\mu, v_{n-1}) < K$. Since $v_{n-1} \cap Y = \emptyset$, we have in particular that $v_{n-1} \cap \partial Y = \emptyset$ which implies that $d_X(v_{n-1}, \partial Y) \leq 3$. Thus we may conclude that $d_X(\mu, \partial Y) < K + 3$.

Putting the two cases together, this example shows that there exists a constant $C = K + 3$, for which any $\mu \in \mathcal{C}(S)$ must satisfy either $d_X(\mu, \partial Y) < C$ or $d_Y(\mu, \partial X) < C$.

If we take μ to be one of the base curves for some complete clean marking ν of S , we have shown that for any marking $\nu \in \mathcal{M}(S)$ either

$$d_X(\nu, \partial Y) < C \text{ or } d_Y(\nu, \partial X) < C.$$

We consider this a toy example, since the only tool we needed was the Bounded geodesic image Theorem. Difficulties in generalizing this example to arbitrary overlapping subsurfaces include problems such as: the boundaries of these subsurfaces may fill S or the union of these subsurfaces may not be all of S —both properties that were crucial to the above argument. To deal with these problems we use a powerful technical tool called a hierarchy, in which one considers not just a geodesic in the curve complex of S , but a family of geodesics each in the curve complex of some subsurface of S . The tools introduced by Masur and Minsky for calculating with these allow one to give the argument in the next section which is obtained by bootstrapping the key idea used in the above example.

4.2. Projection Estimates Theorem.

Theorem 4.3. (Projection estimates). *Let Y and Z be two overlapping surfaces in S , with $\xi(Y) \neq 0 \neq \xi(Z)$, then for any $\mu \in \mathcal{M}(S)$:*

$$d_Y(\partial Z, \mu) > M \implies d_Z(\partial Y, \mu) \leq M,$$

for a constant M depending only on the topological type of S .

Proof:

Let M_1 and M_2 be given by Lemmas 3.15 and 3.17 (Large link Lemma and Order and projections Lemma; [MM2]). Define:

$$M = \max\{M_1 + 2, M_2 + 3\}.$$

We now fix a point $\mu \in \mathcal{M}$ for which $d_Y(\mu, \partial Z) > M$ and will show that this implies a bound on $d_Z(\mu, \partial Y)$.

Consider a hierarchy H with $\text{base}(I(H)) \supset \pi_Z(\mu) \cup \partial Z$ and $T(H) = \mu$ (when Z is an annulus take $\text{base}(I(H)) = \partial Z$ with transversal $\pi_Z(\mu)$). Furthermore, we assume H is built subject to the following two constraints. (See Section 3.3 for a discussion of the choices involved when building a hierarchy.)

- Choose the initial vertex of g_H to be an element of ∂Z which intersects Y . Call this vertex v_0 .
- When adding a geodesic to H with a given initial marking $I(Y, g)$, if $v_0 \in \text{base}(I(Y, g))$ choose this as the initial vertex for the geodesic. If $v_0 \notin \text{base}(I(Y, g))$, then if any elements of ∂Z are in $\text{base}(I(Y, g))$ choose one of these to be the initial vertex for the geodesic.

The proof is now broken into four steps. We show there exists a geodesic $k \in H$ with domain Z and a geodesic $h \in H$ with domain Y . Then we show $k \prec_t h$, from which the theorem follows as a consequence of Lemma 3.17 (Order and projections; [MM2]).

Step i (There exists a geodesic k with domain Z).

We start by considering the forward and backward sequences, $\Sigma_H^+(Z)$ and $\Sigma_H^-(Z)$, as defined in the discussion preceding Theorem 3.14 (Structure of Sigma; [MM2]).

Since μ is complete we have $\pi_Z(\mu) \neq \emptyset$; thus both the initial and terminal markings restrict to give nontrivial markings on Z (when Z is an annulus, we are using that $I(H)$ has a transverse curve). This implies for any subsurface $Q \supseteq Z$ that $\Sigma_H^-(Q)$ and $\Sigma_H^+(Q)$ both contain g_H and thus in particular are nonempty. Theorem 3.14 shows that when Q is a component domain of a geodesic in H and both $\Sigma_H^+(Q)$ and $\Sigma_H^-(Q)$ are non-empty, then Q must be the support of a geodesic in H .

Since the first vertex of g_H is $v_0 \in \partial Z$, we know it has a component domain $Q_1 \subsetneq S$ which contains Z . By the above observation, we know that $\Sigma_H^+(Q_1)$ and $\Sigma_H^-(Q_1)$ are both non-empty, and thus Q_1 supports a geodesic which we call k_1 . If $Q_1 = Z$ we have produced a geodesic supported on Z and are done, otherwise since $Q_1 \supsetneq Z$ we can choose an element of ∂Z as the first vertex of the geodesic supported in Q_1 .

Starting from the base case $Q_0 = S$ and $k_0 = g_H$, the above argument produces a sequence of properly nesting subsurfaces $S = Q_0 \supsetneq Q_1 \supsetneq \dots \supsetneq Q_n = Z$ where for each $i > 0$ the subsurface Q_i is a component domain of a geodesic $k_{i-1} \in H$ supported in Q_{i-1} and each of the k_i has an element of ∂Z as an initial vertex.

Since S is a surface of finite type, the above sequence of nested surfaces must terminate with Z after finitely many steps.

Thus Z is a component domain of a geodesic in S and supports a geodesic which we call k .

Step ii (There exists a geodesic h with domain Y).

By hypothesis we have $d_Y(\partial Z, \mu) > M_2 + 3$ and thus:

$$d_Y(I(H), T(H)) = d_Y(\pi_Z(\mu) \cup \partial Z, \mu) > M_2.$$

Together with Lemma 3.15 (Large link Lemma; [MM2]), this implies Y is the support of a geodesic h in H .

Step iii ($k \prec_t h$).

In this step we will prove that the geodesic k precedes h in the time ordering on geodesics in H .

Since $D(k) = Z$ and $D(h) = Y$ and each are contained in $D(g_H) = S$: if $\max \phi_{g_H}(Z) < \min \phi_{g_H}(Y)$, then $k \prec_t h$ which is what we wanted to prove. In the general case, we provide an inductive procedure to show that these geodesics have the desired time ordering.

We refer to the ordered vertices of g as $v_i(g)$. Recall that by the first part of the constraint we have $v_0(g_H) = v_0$, where v_0 was chosen to satisfy $v_0 \in \partial Z$ and $v_0 \cap Y \neq \emptyset$. Also, since g_H is a tight geodesic, $v_1(g_H) = \partial F(v_0(g_H), v_2(g_H))$ where $F(\alpha, \beta)$ denotes the surface filled by α and β .

Summarizing, we have:

- $Y \cap v_0 \neq \emptyset$, and thus $v_0 \notin \phi_{g_H}(Y)$.
- Z is contained in a component domain of v_0 , thus $v_0 \in \phi_{g_H}(Z)$.
- Since g_H is a geodesic, we know $v_2(g_H)$ must intersect $v_0(\in \partial Z)$. Since the diameter of a footprint is at most 2, it now follows that $\max \phi_{g_H}(Z) \leq v_1(g_H)$.

Together these imply:

$$\max \phi_{g_H}(Z) \leq v_1(g_H) \text{ and } v_1(g_H) \leq \min \phi_{g_H}(Y).$$

Now there are two mutually exclusive cases to consider:

1. $v_1(g_H) \cap Z \neq \emptyset$ or $v_1(g_H) \cap Y \neq \emptyset$
2. $v_1(g_H) \cap Z = \emptyset = v_1(g_H) \cap Y$.

In the first case, depending on which of the two sets is non-empty, we obtain $v_1(g_H) \notin \phi_{g_H}(Z)$ or $v_1(g_H) \notin \phi_{g_H}(Y)$, respectively. Either of these imply $\max \phi_{g_H}(Z) < \min \phi_{g_H}(Y)$, proving that in case (1) we have $k \prec_t h$.

Observing that in $S_{1,1}$ and $S_{0,4}$ the footprint of a domain must consist of at most one vertex, we have $v_1(g_H) \notin \phi_{g_H}(Z)$ and thus when S is either of these surfaces we are in case (1) and thus $k \prec_t h$. As the annulus does not contain any pair of surfaces which overlap we may now assume for the rest of the proof that $\xi(S) > 1$. In particular, for the remainder of the argument we need not consider the sporadic cases where $\mathcal{C}(S)$ has a special definition and thus we can assume two distinct homotopy classes of curves have distance one in the curve complex if and only if they can be realized disjointly.

For the remainder of this step we assume that $v_1(g_H) \in \phi_{g_H}(Z)$ and $v_1(g_H) \in \phi_{g_H}(Y)$ and will prove that we still obtain $k \prec_t h$. Since $v_1(g_H) \cap Z = \emptyset$ there is a component of $S \setminus v_1(g_H)$ which contains Z and since $Z \cap Y \neq \emptyset$ the same component contains Y as well—we will call this component W_1 . Since W_1 is a component domain of H which intersects both $I(H)$ and $T(H)$ (since $W_1 \supset Z$), Theorem 3.14 (Structure of Sigma) implies that it supports a geodesic l_1 .

Since W_1 is a component domain of $v_1(g_H)$, we have $v_0 \in I(W_1, g_H)$. Thus, by our convention for choosing geodesics in H , we choose $v_0(l_1) = v_0$. As before we have $v_0(l_1) \in \phi_{l_1}(Z)$, $v_2(l_1) \notin \phi_{l_1}(Z)$, and $v_0(l_1) \notin \phi_{l_1}(Y)$. If $v_1(l_1)$ is in both $\phi_{l_1}(Z)$ and $\phi_{l_1}(Y)$ then we again restrict ourselves to the appropriate component W_2 of $W_1 \setminus v_1(l_1)$ and repeat the argument with W_2 and l_2 . This gives a properly nested collection of subsurfaces each of which contains $Y \cup Z$, so the process terminates in a finite number of steps to produce a geodesic l_n with domain $W_n \supseteq Y \cup Z$ and which satisfies $v_0(l_n) = v_0 \in \phi_{l_n}(Z)$, $v_2(l_n) \notin \phi_{l_n}(Z)$, $v_0(l_n) \notin \phi_{l_n}(Y)$, and either $v_1(l_n) \notin \phi_{l_n}(Z)$ or $v_1(l_n) \notin \phi_{l_n}(Y)$. Hence $\max \phi_{l_n}(Z) < \min \phi_{l_n}(Y)$, and we have $k \prec_t h$ with comparison geodesic l_n .

Step iv (Conclusion).

We have now produced a hierarchy H with geodesics k and h with $D(h) = Y$, $D(k) = Z$, and $k \prec_t h$. Thus Lemma 3.17 (Order and projections; [MM2]) implies that $d_Z(\partial Y, T(H)) \leq M_1 + 2$.

Since $T(H) = \mu$, this implies $d_Z(\partial Y, \mu) \leq M_1 + 2$ which is exactly what we wanted to show. \square

It would be interesting to have a more elementary proof of Theorem 4.3, although the given argument is useful in that it provides the reader an introduction to the tools we need for the later parts of this work. C. Leininger has suggested to me ideas for a more constructive proof.

4.2.1. Geometry of Projection Estimates for Two Surfaces. The main case of the following result is an immediate corollary of Theorem 4.3 (Projection estimates); we give this restatement because it emphasizes the geometry underlying that result.

Theorem 4.4. (Projection estimates, geometric version). *For any distinct subsurfaces Y and Z of S , exactly one of the following holds for the map*

$$\pi_Y \times \pi_Z : \mathcal{M}(S) \rightarrow \mathcal{C}(Y) \times \mathcal{C}(Z)$$

1. $Y \cap Z = \emptyset$ in which case the map is onto.
2. One of the surfaces is contained inside the other, say $Z \supset Y$. Then the image is contained in a radius 3 neighborhood of the set

$$\mathcal{C}(Y) \times \pi_Z(\partial Y) \bigcup \text{Graph}(\pi_{Z \rightarrow Y}),$$

where $\pi_{Z \rightarrow Y}$ is the projection map from $\mathcal{C}(Z) \setminus B_1(\partial Y)$ to $\mathcal{C}(Y)$. Furthermore, $\pi_Y \times \pi_Z(\mathcal{M}(S))$ is 6-dense in this set.

3. Y and Z overlap, in which case the image is contained in a radius $M = \max\{M_1 + 2, M_2\}$ neighborhood of the set

$$\pi_Y(\partial Z) \times \mathcal{C}(Z) \bigcup \mathcal{C}(Y) \times \pi_Z(\partial Y).$$

The constant M depends only on the topological type of S . Furthermore, $\pi_Y \times \pi_Z(\mathcal{M}(S))$ is $6 \cdot M$ -dense in this set.

Proof:

Case 1 ($Y \cap Z = \emptyset$). Any pair consisting of a curve in $\mathcal{C}(Z)$ and a curve in $\mathcal{C}(Y)$ can be completed to a complete marking on S so the map is onto.

Case 2 ($Y \subset Z$).

For any $\mu \in \mathcal{M}$ we have that $d_Z(\pi'_Z(\mu), \pi_Z(\mu)) \leq 1$ and thus when we restrict these arcs (curves) to Y we get that $d_Y(\pi'_Y \pi'_Z(\mu), \pi'_Y \pi_Z(\mu)) \leq 1$. Applying Lemma 3.4 (Lipschitz projection; [MM2]), we have $d_Y(\phi \pi'_Y \pi'_Z(\mu), \phi \pi'_Y \pi_Z(\mu)) \leq 3$. Thus we have $d_Y(\mu, \pi_{Z \rightarrow Y} \circ \pi_Z(\mu)) \leq 3$.

This proves that if $Y \subset Z$ then $\pi_Y \times \pi_Z(\mathcal{M})$ is contained in a radius 3 neighborhood of $\mathcal{C}(Y) \times \pi_Z(\partial Y) \bigcup \text{Graph}(\pi_{Z \rightarrow Y})$.

We now prove the density statement. Let $(\gamma, \delta) \in \text{Graph}(\pi_{Z \rightarrow Y}) \subset \mathcal{C}(Y) \times \mathcal{C}(Z)$. Then take any $\mu \in \mathcal{M}(S)$ which has $\delta \in \text{base}(\mu)$. By Lemma 3.4 we have $\pi_Z(\mu) \subset B_3(\delta)$. By hypothesis we have $\gamma \in \pi_Y(\delta)$, so Lemma 3.4 also shows $\pi_Y(\mu) \subset B_3(\gamma)$. Thus we have $(\gamma, \delta) \subset B_6(\pi_Y(\mu) \times \pi_Z(\mu))$. Similarly, given any $\gamma \in \mathcal{C}(Y)$, since $Y \subset Z$ we have γ and ∂Y are disjoint. Thus if $\mu \in \mathcal{M}(S)$ is chosen so that both γ and ∂Y are in $\text{base}(\mu)$, we have $\pi_Z(\mu) \subset B_3(\gamma)$ and $\pi_Y(\mu) \subset B_3(\gamma)$. Thus $(\gamma, \pi_Z(\partial Y)) \subset B_6(\pi_Y(\mu) \times \pi_Z(\mu))$. Thus we have shown that $\mathcal{C}(Y) \times \pi_Z(\partial Y) \bigcup \text{Graph}(\pi_{Z \rightarrow Y}) \subset B_6(\pi_Y \times \pi_Z(\mathcal{M}))$.

Case 3 ($Y \cap Z, Y \not\subset Z$, and $Z \not\subset Y$).

If $\mu \in \mathcal{M}(S)$ projects to $\mathcal{C}(Y)$ with $d_Y(\partial Z, \mu) > M$ then Theorem 4.3 (Projection estimates) implies that $d_Z(\partial Y, \mu) \leq M$. Thus the image of the map $\mathcal{M}(S) \rightarrow \mathcal{C}(Y) \times \mathcal{C}(Z)$ is contained in the union of the radius M neighborhood of $\pi_Y(\partial Z) \times \mathcal{C}(Z)$ with the radius M neighborhood of $\mathcal{C}(Y) \times \pi_Z(\partial Y)$ as claimed.

Given any $\gamma \in \mathcal{C}(Y)$, Lemma 3.4 implies that $\text{diam}_Z(\pi_Z(\gamma), \pi_Z(\partial Y)) \leq 3$. If $\mu \in \mathcal{M}(S)$ is chosen so that both γ and ∂Y are in $\text{base}(\mu)$, then we have $\pi_Z(\mu) \subset B_3(\pi_Z(\partial Y))$ and $\pi_Y(\mu) \subset B_3(\gamma)$. Thus $(\gamma, \pi_Z(\partial Y)) \subset B_6(\pi_Y(\mu) \times \pi_Z(\mu))$. Thus we have shown that $\mathcal{C}(Y) \times \pi_Z(\partial Y) \subset B_6(\pi_Y \times \pi_Z(\mathcal{M}))$. The identical argument with the roles of Y and Z reversed completes the proof of the density statement.

□

Remark 4.5. In the above proposition we see that except in the case where $Y \cap Z = \emptyset$, there are uniform bounds for which the image of the map from $\mathcal{C}(S)$ to $\mathcal{C}(Y) \times \mathcal{C}(Z)$ lies in a neighborhood of the δ -hyperbolic space formed from the complexes of curves for Y and Z “joined together.” The two complexes are glued together along a bounded diameter set in the non-nesting case. In the case of nesting $\mathcal{C}(Y)$ is glued to the link of a point in $\mathcal{C}(Z)$; essentially this is done by taking a “blow-up” of $\mathcal{C}(Z)$ at the point $\partial Y \in \mathcal{C}(Z)$. δ -hyperbolicity in the nesting case follows from Theorem 6.5.

Theorem 4.4 (Projection estimates, geometric version) is summarized in Figure 6. For a (slightly) more accurate picture of the behavior in the nesting case, see also Figure 1.

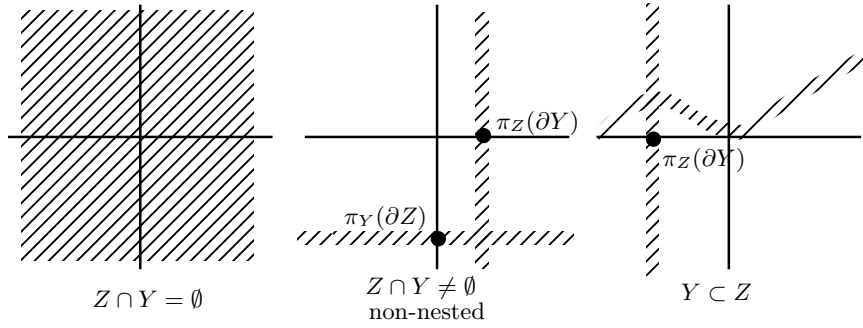


FIGURE 6. A cartoon of the possible images of projections from complete markings into $\mathcal{C}(Z) \times \mathcal{C}(Y)$

4.3. Coarse Tree-flats and the Marking Complex. In this section we generalize Theorem 4.4 to a form suitable for approaching questions on the structure of quasiflats in the mapping class group.

For a set Ω of subsurfaces of S we consider

$$\pi = \pi_\Omega : \mathcal{M}(S) \rightarrow \prod_{X \in \Omega} \mathcal{C}(X)$$

where for $\mu \in \mathcal{M}(S)$ we define $\pi(\mu) = \prod_{X \in \Omega} \pi_X(\mu)$.

Some notation we use to help organize the argument is:

If $U = \{Y_1, Y_2, \dots, Y_l\}$ is a set of homotopically distinct subsurfaces with disjoint representatives (henceforth simply referred to as disjoint subsurfaces) then we use the notation ∂U to denote the union of their boundary curves, $\cup_{1 \leq i \leq l} \partial Y_i$.

Definition 4.6. Let U denote a *maximal* subcollection of pairwise disjoint surfaces from a set of subsurfaces Ω ; where *maximal* is defined to mean that no other surface from Ω is disjoint from all the surfaces in U . Define \mathcal{U}_Ω to be the set of all such maximal collections U which can be built out of the surfaces in Ω . When no ambiguity arises, we will sometimes use the symbol U to refer to the union of all surfaces in U . More generally, if U is a collection of disjoint subsurfaces, we will say U is *maximal with respect to* Ω to mean that no element of Ω is disjoint from U ; in this case U need not be made out of surfaces of Ω .

Note that each $U \in \mathcal{U}_\Omega$ is a set with $|U| \leq \min\{3g + p - 3, |\Omega|\}$ (but $|U|$ need not be the same for each $U \in \mathcal{U}_\Omega$).

The useful property of a collection U being maximal with respect to a collection of surfaces Ω , is that this implies that each $X \in \Omega$ either satisfies $X \cap \partial U \neq \emptyset$ or there exist $Y \in U$ for which $X \subset Y$. This observation makes the following well defined.

Definition 4.7. Given a collection of subsurfaces U which is maximal with respect to Ω , we define the *C-coarse tree-flat* of U , denoted $\mathcal{F}_\Omega^C(U)$, to be the set of points $(\sigma_x)_{x \in \Omega} \in \prod_{X \in \Omega} \mathcal{C}(X)$ satisfying the following two conditions for each $X \in \Omega$:

1. If $X \cap \partial U \neq \emptyset$, then $\text{diam}_X(\sigma_X \cup \pi_X(\partial U)) \leq C$.
2. If there exists $Y \in U$ for which $Y \supsetneq X$, then $\text{diam}_X(\sigma_X \cup \pi_X(\sigma_Y)) \leq C$.

We refer to $|U|$ as the *rank* of this C-coarse tree-flat.

We usually consider $\mathcal{F}_\Omega^C(U)$ with $U \in \mathcal{U}_\Omega$, although in the proof of Theorem 4.14 we will also consider the more general case that U merely satisfies the assumption that it is maximal with respect to Ω .

Remark 4.8. For any $U \in \mathcal{U}_\Omega$, we have $\pi_\Theta(\mathcal{M})$ is $6 \cdot C$ -dense in $\mathcal{F}_\Omega^C(U)$. A proof of this follows the same line of argument provided in Theorem 4.4.

Although the above definition at first glance may appear somewhat opaque, it is fairly natural and arose out of a desire to generalize the phenomenon exhibited in Theorem 4.4.

Let us start by recasting the examples in Section 4.1 into this language. After reading these examples, we encourage the reader to re-examine Figure 6.

Example 4.9. (Example 4.1 Revisited). In this example, we show that when considering the product of the complex of curves of two disjoint surfaces, any marking lies inside the coarse tree-flat over the pair.

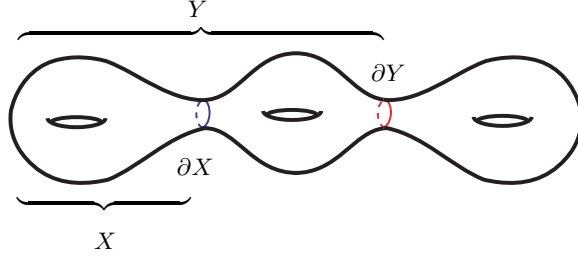
In Example 4.1, the surfaces Q and W are disjoint; taking $\Omega = \{Q, W\}$ we have $U = \{Q, W\} \in \mathcal{U}_\Omega$, in this case U is the only element of \mathcal{U}_Ω . Thus for each surface $Z \in \Omega$ we have $Z \cap \partial U = \emptyset$, hence both conditions in the definition of coarse tree-flat are vacuous in this example. Thus for any constant C and each $\mu \in \mathcal{M}(S)$ we have $\pi_\Omega(\mu) \in \mathcal{F}_\Omega^C(U)$.

Example 4.10. (Example 4.2 Revisited). Here we consider again the setup of Example 4.2 where we considered two subsurfaces X and Y which overlap. We will show that in this case the image of the map $\pi : \mathcal{M}(S) \rightarrow \mathcal{C}(X) \times \mathcal{C}(Y)$ lies in the union of the coarse tree-flat over X and the coarse tree-flat over Y .

Taking $\Omega = \{X, Y\}$, we have $\{X\} \in \mathcal{U}_\Omega$ and $\{Y\} \in \mathcal{U}_\Omega$. In this setting the second condition of coarse tree-flat is vacuous, but the first condition that $Z \cap \partial U \neq \emptyset$ for some $Z \in \Omega$ is satisfied for $Z = X$ when $U = \{Y\}$ and for $Z = Y$ when $U = \{X\}$.

Thus we would like to show that for any $\mu \in \mathcal{M}(S)$ either $\text{diam}_X(\pi_X(\mu) \cup \pi_X(\partial U)) \leq C$ or $\text{diam}_Y(\pi_Y(\mu) \cup \pi_Y(\partial U)) \leq C$. As long as C is larger than the constant M , as constructed in Theorem 4.4 (Projection Estimates) this follows from the overlapping case of that theorem. As a consequence this implies $\pi_\Omega(\mathcal{M}) \subset \mathcal{F}_\Omega^C(\{X\}) \cup \mathcal{F}_\Omega^C(\{Y\})$.

Example 4.11. (Nested surfaces).

FIGURE 7. S and two nested subsurfaces

Let S be the closed genus three surface and consider $\Omega = \{X, Y\}$, where X is a torus with one puncture, Y has genus two with one puncture, and $X \subset Y$ (see Figure 4.11).

Consider $\{Y\} \in \mathcal{U}_\Omega$, since here the first condition of coarse tree-flat is vacuously satisfied, it suffices to check the second condition. Thus showing $\pi(\mu) \in \mathcal{F}_\Omega^C(\{Y\})$ reduces to proving $\text{diam}_X(\pi_X(\mu) \cup \pi_X(\mu_Y)) \leq C$. When $d_Y(\partial X, \mu) > 1$, then the above inequality with $C = 3$ is the content of the nested case of Theorem 4.4 (compare Lemma 3.4). Alternatively, if $d_Y(\partial X, \mu) \leq 1$, we see immediately by the definition of coarse tree-flat that $\pi(\mu) \in \mathcal{F}_\Omega^1(\{X\})$. Thus we have that for this example $\pi(\mathcal{M}(S)) \subset \mathcal{F}_\Omega^3(\{X\}) \cup \mathcal{F}_\Omega^3(\{Y\}) = \bigcup_{U \in \mathcal{U}_\Omega} \mathcal{F}_\Omega^3(U)$.

The definition of coarse tree-flat was motivated by the following example.

Example 4.12. Let $U = \{A_1, \dots, A_{3g+p-3}\}$ be a collection of disjoint essential annuli in S . We will now show that the notion of a coarse tree-flat provides a useful way to describe the image of the base marking μ_0 under the subgroup of the mapping class group generated by Dehn twists along the curves in U . Since U is a maximal collection of annuli, any subsurface X (which isn't a pair of pants) has $X \cap \partial U \neq \emptyset$. Furthermore, as a Dehn twist of $\text{base}(\mu_0)$ along the core curves $\{\gamma_1, \dots, \gamma_{3g+p-3}\}$ of the annuli in U does not change the intersection numbers of $\text{base}(\mu_0)$ with γ_i for each i , we can easily obtain a bound on $\text{diam}_X(\partial U, f(\mu_0))$ which is uniform over all such Dehn twists, f . Thus we have that for any finite set Θ of subsurfaces of S , there exist a constant C , for which all Dehn twists along curves in U lie in $\mathcal{F}_\Theta^C(U)$. C depends only on $|\Theta|$ and the choice of base marking.

We record the following elementary but useful fact for later use.

Lemma 4.13. *Fix two collections, Ω and Ω' , of subsurfaces of S . If $W \in \mathcal{U}_{\Omega \cup \Omega'}$, $\pi_\Omega(\mu) \in \mathcal{F}_\Omega^c(W)$, and $\pi_{\Omega'}(\mu) \in \mathcal{F}_{\Omega'}^{c'}(W)$, then $\pi_{\Omega \cup \Omega'}(\mu) \in \mathcal{F}_{\Omega \cup \Omega'}^{\max\{c, c'\}}(W)$.*

Proof:

To check $\pi_{\Omega \cup \Omega'}(\mu) \in \mathcal{F}_{\Omega \cup \Omega'}^{\max\{c, c'\}}(W)$ we need to show:

- if $X \cap \partial W \neq \emptyset$, then $\text{diam}_X(\pi_X(\mu) \cup \pi_X(\partial W)) \leq \max\{c, c'\}$
- if $X \subset Y \in W$, then $\text{diam}_X(\pi_X(\mu) \cup \pi_X(\pi_Y(\mu))) \leq \max\{c, c'\}$

Given that W is maximal, for each $X \in (\Omega \cup \Omega') \setminus W$ either $X \cap \partial W \neq \emptyset$ or $X \subset Y \in W$.

Since $\pi_\Omega(\mu) \in \mathcal{F}_\Omega^c(W)$ for each $X \in \Omega \setminus W$ we either have

$$\text{diam}_X(\pi_X(\mu) \cup \pi_X(\partial W)) \leq c \leq \max\{c, c'\}$$

or

$$\text{diam}_X(\pi_X(\mu) \cup \pi_X(\pi_Y(\mu))) \leq c \leq \max\{c, c'\}$$

depending on whether $X \cap \partial W \neq \emptyset$ or $X \subset Y \in W$, respectively. Similarly, for each $X \in \Omega' \setminus W$.

Thus we have shown that $\pi_{\Omega \cup \Omega'}(\mu) \in \mathcal{F}_{\Omega \cup \Omega'}^{\max\{c, c'\}}(W)$, as desired. \square

We are now in a position to state and prove our main tool:

Theorem 4.14. (Coarse tree-flats carry markings). *For any integer $N \geq 1$ and collection of surfaces Θ with $|\Theta| = N$ the map*

$$\pi = \prod_{X \in \Theta} \pi_X : \mathcal{M}(S) \rightarrow \prod_{X \in \Theta} \mathcal{C}(X)$$

satisfies:

$$\pi(\mathcal{M}(S)) \subset \bigcup_{U \in \mathcal{U}_\Theta} \mathcal{F}_\Theta^{C_N}(U)$$

Where $M = \max\{M_1 + 2, M_2 + 3\}$, $C_1 = M$, and for $N > 1$ we set $C_N = (N - 1)(M + 6)$. Moreover, the above described set is a finite hausdorff distance from $\pi(\mathcal{M}(S))$.

Proof:

We first mention that the finite Hausdorff distance statement will follow as a consequence of $\pi(\mathcal{M}(S))$ being a subset of the union of coarse tree-flats, since in Remark 4.8 it was noted that $\pi(\mathcal{M}(S))$ is $6 \cdot C$ -dense in this set.

The theorem then reduces to showing that for each $\mu \in \mathcal{M}(S)$ there exists (at least one element) $U \in \mathcal{U}_\Theta$ for which $\pi(\mu) \in \mathcal{F}_\Theta^{C_N}(U)$. We will prove this fact by induction on the number of surfaces being considered.

The base case of $N = 1$ is trivially satisfied since the conditions to be a coarse tree-flat are vacuous here. (The attentive reader will note that the arguments in Examples 4.9, 4.10, and 4.11 combine to provide a complete proof of the $N = 2$ case.)

Induction step. Now that we have shown the base case we assume the following inductive hypothesis:

For any $\Omega \subsetneq \Theta$ and any $\mu \in \mathcal{M}$ there exists (at least one collection)
 $U \in \mathcal{U}_\Omega$ for which $\pi_\Omega(\mu) \in \mathcal{F}_\Omega^{C_{|\Omega|}}(U)$.

For the remainder of the argument we shall fix an element $X \in \Theta$. We also fix a marking $\mu \in \mathcal{M}$ and denote by U an element of $\mathcal{U}_{\Theta \setminus X}$ for which $\pi_{\Theta \setminus X}(\mu) \in \mathcal{F}_{\Theta \setminus X}^{C_{N-1}}(U)$, as provided by the inductive hypothesis. (Note: we write $\Theta \setminus X$ to denote $\Theta \setminus \{X\}$ as we feel this should not be a source of confusion and makes the formulas easier to parse.)

We first deal with the two easiest cases, where $U \cap X = \emptyset$ or $X \subset S \in U$, before dealing with the main case where $X \cap \partial U \neq \emptyset$.

Case a: ($U \cap X = \emptyset$). Since the definition of the C-coarse tree-flat of U doesn't induce any restrictions on the values of $\pi_Y(\mu)$ for $Y \in U$ the assumption $X \cap U = \emptyset$ implies $\pi_X(\mu) \in \mathcal{F}_{\{X\}}^{C_{N-1}}(U \cup \{X\})$. From the inductive assumption that $\pi_{\Theta \setminus X}(\mu) \in \mathcal{F}_{\Theta \setminus X}^{C_{N-1}}(U)$, an application of Lemma 3.4 implies that $\pi_{\Theta \setminus X}(\mu) \in \mathcal{F}_{\Theta \setminus X}^{C_{N-1}+3}(U \cup \{X\})$. The two above computations combine via Lemma 4.13 to show that $\mu \in$

$\mathcal{F}_\Theta^{C_{N-1}+3}(U \cup \{X\})$, and thus $\mu \in \mathcal{F}_\Theta^{C_N}(U \cup \{X\})$. Since $U \cup \{X\} \in \mathcal{U}_\Theta$, we are finished in this case.

Case b: ($X \subset Y \in U$). If there exists $Y \in U$ for which $X \subset Y$ then the case of Theorem 4.3 (Projection estimates) for nested surfaces tells us that $\pi_X(\mu) \in \mathcal{F}_{\{X\}}^M(U)$ and thus invoking Lemma 4.13 we have in this case $\mu \in \mathcal{F}_\Theta^{C_N}(U)$.

Case c: ($X \cap \partial U \neq \emptyset$). We start with some preliminary definitions, then provide a sketch of the remaining argument. Define

$$\Delta = \{Z \in \Theta : \partial Z \cap X \neq \emptyset\},$$

$$\mathcal{V} = \{V \in \mathcal{U}_\Theta : Y \supseteq X \text{ for some } Y \in V\},$$

and the set of surfaces which arise as elements in some collection of \mathcal{V} is:

$$\Lambda = \{Y : Y \in V \text{ for some } V \in \mathcal{V}\}.$$

Notice that since Δ is the set of all elements of Θ which have boundary that intersects X and Λ is the set of all surfaces whose boundary is disjoint from X (note that $X \in \Lambda$), we have $\Theta \setminus \Delta = \Lambda$.

The rest of the argument is organized with the following philosophy: we start by attempting to prove that $\pi_\Theta(\mu) \in \mathcal{F}_\Theta^{C_N}(U)$. If this is not the case, our argument will show that $d_Z(\mu, \partial V) \leq C_N$ for each $Z \in \Delta$ and $V \in \mathcal{V}$ with $\pi_Z(\partial V) \neq \emptyset$. Then invoking the inductive hypothesis, we know there exists a collection $V \in \mathcal{V}$ for which $\pi_\Lambda(\mu) \in \mathcal{F}_\Lambda^{C_{|\Lambda|}}(V)$. Since $\Theta \setminus \Lambda = \Delta$, the above two computations combine using Lemma 4.13 to show $\pi_\Theta(\mu) \in \mathcal{F}_\Theta^{C_N}(V)$, which will prove the theorem. The remainder of the proof is working out the details of this sketch including some necessary modifications to deal with the case of nested surfaces which were ignored in this overview.

We start by stating the following easy, but useful, lemma whose proof we provide at the end of this section.

Lemma 4.15. *If $\nu \in \mathcal{M}(S)$ and Q is a diameter 1 subset of $\mathcal{C}(S)$ with $\pi_X(Q) \neq \emptyset$, then either $d_X(Q, \nu) > M$ or $\text{diam}_X(Q, \nu) \leq M + 6$.*

For our collection U , if $\text{diam}_X(\partial U, \mu) \leq M + 6$, then coupled with the inductive hypothesis this implies $\pi_\Theta(\mu) \in \mathcal{F}_\Theta^{C_{N-1}}(U)$. Thus by Lemma 4.15 for the remainder of the argument it suffices to assume $d_X(\partial U, \mu) > M$.

The goal now is to show that even though $d_X(\partial U, \mu) > M$ this distance is either bounded above by C_{N-1} or there is a collection $V \in \mathcal{V}$, for which $\pi_\Theta(\mu) \in \mathcal{F}_\Theta^{C_N}(V)$.

We now analyze the three possibilities for surfaces $Z \in \Delta$.

- **Case i:** $\Delta_1 = \{Z \in \Delta : Z \subset X\}$.

For any surface $Y \in V \in \mathcal{V}$ which contains X as a subsurface, we also have $Z \subset Y$. The nested surfaces case of Theorem 4.4 then implies $\pi_Z(\mu)$ is in the ball of radius M around $\pi_Z(\pi_Y(\mu))$.

This shows that for each $V \in \mathcal{V}$, we have $\pi_{\Delta_1}(\mu) \in \mathcal{F}_{\Delta_1}^M(V)$.

- **Case ii:** $\Delta_2 = \{Z \in \Delta : \partial X \cap \partial Z \neq \emptyset \text{ and } d_X(\partial Z, \mu) > M\}$.

By Theorem 4.3 (Projection estimates) if $Z \in \Delta_2$, then $d_Z(\partial X, \mu) \leq M$. Since the collections $V \in \mathcal{V}$ are those for which $\partial V \cap \partial X = \emptyset$, applying Lemma 3.4 implies $\text{diam}_Z(\partial V, \mu) \leq M + 6$ for every $V \in \mathcal{V}$ with $\pi_Z(\partial V) \neq \emptyset$. Thus we have for each $Z \in \Delta_2$ and each $V \in \mathcal{V}$ that $\pi_{\Delta_2}(\mu) \in \mathcal{F}_{\Delta_2}^{M+6}(V)$.

- **Case iii:** $\Delta_3 = \{Z \in \Delta : \partial X \cap \partial Z \neq \emptyset \text{ and } \text{diam}_X(\partial Z, \mu) \leq M + 6\}$.

In this case we can combine the inequality $\text{diam}_X(\partial Z, \mu) \leq M + 6$, with the fact that $d_X(\partial U, \mu) > M$ and some computations involving $d_X(\partial U, Z)$ to get our desired conclusion.

By Lemma 4.15 either $\text{diam}_X(\partial U, \partial Z) \leq M + 6$ or $d_X(\partial U, \partial Z) > M$, but this is useful information either way. If $\text{diam}_X(\partial U, \partial Z) \leq M + 6$ then together with $\text{diam}_X(\mu, \partial Z) \leq M + 6$ we have that $\text{diam}_X(\partial U, \mu) \leq M + 6 + M + 6 = 2(M + 6)$. Coupled with our induction hypothesis that $\pi_{\Theta \setminus X}(\mu) \in \mathcal{F}_{\Theta \setminus X}^{C_{N-1}}(U)$ this tells us that $\pi_{\Theta}(\mu) \in \mathcal{F}_{\Theta}^{C_{N-1}}(U)$. If this is the case, then we have finished proving the theorem. Thus, for the remainder of the proof we may assume $d_X(\partial U, \partial Z) > M$.

Since $d_X(\partial U, \partial Z) > M$ and $\partial X \cap \partial Z \neq \emptyset$, Theorem 4.3 (Projection estimates) implies $d_Z(\partial U, \partial X) \leq M$, and thus $\text{diam}_Z(\partial U, \partial X) \leq M + 6$. Also, note that $d_X(\partial U, \partial Z) > M$ implies that $\partial Z \cap \partial U \neq \emptyset$; which then, by the induction hypothesis, tells us $\text{diam}_Z(\mu, \partial U) \leq C_{N-1}$. Since the above implies for any $V \in \mathcal{V}$ with $\pi_Z(\partial V) \neq \emptyset$ we have that $\text{diam}_Z(\partial U, \partial V) \leq M + 6$, combined with the previous line this implies $\text{diam}_Z(\mu, \partial V) \leq C_{N-1} + M + 6 = C_N$.

We have thus shown, either there exists $Z \in \Delta_3$ with $\text{diam}_X(\partial U, \partial Z) \leq M + 6$ in which case $\pi_{\Theta}(\mu) \in \mathcal{F}_{\Theta}^{C_{N-1}}(U)$, or for every $Z \in \Delta_3$ we have $d_X(\partial U, \partial Z) > M$. In the latter case we showed that this implies $\pi_Z(\mu) \in \mathcal{F}_{\Delta_3}^{C_N}(V)$ for every $V \in \mathcal{V}$.

Combining the above three cases, since $\Delta = \Delta_1 \cup \Delta_2 \cup \Delta_3$, we have shown that either there exists a surface $Z \in \Delta_3$ with $\text{diam}_X(\partial U, \partial Z) \leq M + 6$ (in which case $\mu \in \mathcal{F}_{\Theta}^{C_N}(U)$), or by Lemma 4.13 we have $\pi_{\Delta}(\mu) \in \mathcal{F}_{\Delta}^{C_N}(V)$ for every $V \in \mathcal{V}$. To finish, it remains to show in the latter case that $\pi_{\Theta \setminus \Delta}(\mu) \in \mathcal{F}_{\Theta \setminus \Delta}^{C_N}(V)$ for some $V \in \mathcal{V}$.

This leaves us to consider the set of surfaces with boundary disjoint from X , namely the set $\Theta \setminus \Delta = \Lambda$. Since $|\Lambda| < N$ (else X would be disjoint from all the surfaces in $\Theta \setminus X$, which was handled in case (a)) we can invoke the inductive hypothesis to conclude that there exists (at least one) $V' \in \mathcal{V}$ for which $\pi_{\Lambda}(\mu) \in \mathcal{F}_{\Lambda}^{C_{|\Lambda|}}(V')$. Since we above proved that for all $V \in \mathcal{V}$ we have $\pi_{\Delta}(\mu) \in \mathcal{F}_{\Delta}^{C_N}(V)$, Lemma 4.13 then implies that $\pi(\mu) \in \mathcal{F}_{\Theta}^{C_N}(V')$, finishing the argument. \square

Proof of Lemma 4.15: Since Q and $\text{base}(\nu)$ are each diameter one subsets of $\mathcal{C}(S)$ Lemma 3.4 (Lipschitz projections; [MM2]) implies that $\text{diam}_X(Q) \leq 3$ and $\text{diam}_X(\nu) \leq 3$ (when X is an annulus around a base curve of ν we are using the fact that for each base curve, the transversals consist of a set of diameter at most one in the annular complex around that curve). Thus when $d_X(Q, \nu) \leq M$, we have $\text{diam}_X(\nu, Q) \leq M + 3 + 3$ as desired. \square

5. HYPERBOLICITY OF THE MAPPING CLASS GROUP AND TEICHMÜLLER SPACE IN THE CASES OF LOW COMPLEXITY

In this Chapter we give new proofs of the following theorems.

Theorem 5.1. $\mathcal{P}(S_{1,2})$ and $\mathcal{P}(S_{0,5})$ are each δ -hyperbolic.

Theorem 5.2. $\mathcal{M}(S_{1,1})$ and $\mathcal{M}(S_{0,4})$ are each δ -hyperbolic.

Theorem 5.2 is classical, since $\mathcal{M}(S_{1,1})$ is isomorphic to $SL_2(\mathbb{Z})$ and $\mathcal{M}(S_{0,4})$ to a finite subgroup of $SL_2(\mathbb{Z})$, hence both group are virtually free and thus easily seen to be δ -hyperbolic. Theorem 5.1 is a much deeper theorem, and was originally proved by J. Brock and B. Farb in [BrF] (after this work was finished another new proof of this appeared using interesting techniques concerning the geometry of $CAT(0)$ spaces, see [A]). Although the Weil-Petersson metric has been known for some time to have negative curvature, it was only recently discovered in [Hu] that the sectional curvature is not bounded away from zero, even for the case of $\mathcal{P}(S_{1,2})$ and $\mathcal{P}(S_{0,5})$, thereby prohibiting a proof of Theorem 5.1 by a comparison geometry argument.

We find especially tantalizing the phenomenon that these two results about two very different spaces can be proven simultaneously. This can be done since the property of low complexity which we use is that any two proper subsurfaces (with nontrivial curve complex) must overlap: a property of $S_{1,1}$ and $S_{0,4}$ which is also true for $S_{1,2}$ and $S_{0,5}$ when one adds the assumption that the subsurfaces are not annuli, a natural assumption when one is considering pants decompositions instead of markings (cf. Theorem 3.23). Thus the proof of Theorem 5.1 is obtained by rereading the proof for Theorem 5.2 reading “marking” as “pants decomposition,” “hierarchy” as “hierarchy without annuli,” and $\mathcal{M}(S)$ as $\mathcal{P}(S)$. The core arguments in this section will be revisited to prove Theorem 6.18, a result which holds on surfaces of arbitrary complexity.

Our method of proof is to show that for every hierarchy path there exist an “almost locally constant” map sending the marking (or pants) complex to the hierarchy path. That this implies hyperbolicity is a consequence of a general result from [MM1]; we also provide a new proof of this implication using asymptotic cones.

5.1. A Projection from Markings to Hierarchies. Fix a surface S , a pair of complete clean markings I and T , and a hierarchy H connecting them. By a hierarchy path, we mean a “resolution” of slices of the hierarchy into a sequence of markings separated by elementary moves; this is done by taking the slices of H and interpolating between them to get a path. The choice of a hierarchy path is not canonical, but they are each (K, C) -quasi-geodesics with the quasi-isometry constants depending only on the topological type of the surface. (See [MM2], especially Section 5 and the Efficiency of hierarchies Theorem of Section 6.)

We say that Y appears as a large domain in H if Y is in the set

$$\mathcal{G} = \{Y \subseteq S : d_Y(I(H), T(H)) > 6M + 4\delta'\}.$$

Where $M = \max\{M_1 + 2, M_2 + 3\}$ is the constant coming from Theorem 4.3 (Projection estimates), note in particular that this constant is sufficiently large to satisfy the hypothesis of Lemma 3.15 (Large link; [MM2]) and $\delta' = 4\delta + 5$ where δ denotes the maximum of the δ -hyperbolicity constants for $\mathcal{C}(Y)$ where $Y \subseteq S$. Alternatively, when dealing with the pants complex we consider:

$$\mathcal{G}' = \{Y \in \mathcal{G} : Y \text{ is not an annulus}\}.$$

Letting $g_{H,Y}$ denote the geodesic segment supported on Y in the hierarchy H , for each $Y \in \mathcal{G}$ we have a map $\mathcal{M}(S) \xrightarrow{\pi_Y} \mathcal{C}(Y) \xrightarrow{r_Y} g_{H,Y}$ where r_Y is the closest point(s) projection from $\mathcal{C}(Y)$ to $g_{H,Y}$. We denote the composition

$$p_Y = r_Y \circ \pi_Y : \mathcal{M}(S) \rightarrow g_{H,Y},$$

or just p when the surface Y is understood. Notice that δ -hyperbolicity of $\mathcal{C}(Y)$ (via Lemma 2.3) combined with the fact that $\text{diam}_Y(\pi_Y(\mu)) \leq 3$ (Lemma 3.4) imply that for any $\mu \in \mathcal{M}(S)$, the set $p_Y(\mu)$ has diameter at most δ' . Accordingly, it follows that maps p_Y are coarsely distance decreasing in the sense that:

$$(1) \quad d_{\mathcal{C}(Y)}(p_Y(\mu), p_Y(\nu)) \leq d_{\mathcal{C}(Y)}(\pi_Y(\mu), \pi_Y(\nu)) + 2\delta'.$$

Define

$$\mathcal{L}(\mu) = \{Y \in \mathcal{G} : d_Y(p_Y(\mu), T(Y)) < 3M + 2\delta'\}$$

and

$$\mathcal{R}(\mu) = \{Y \in \mathcal{G} : d_Y(p_Y(\mu), I(Y)) < 3M + 2\delta'\}.$$

Usually the choice of marking μ will be fixed and we will drop the μ from the notation, just writing \mathcal{L} and \mathcal{R} .

The next lemma summarizes some basic facts we will need about these sets; detailed proofs can be found in [B].

Lemma 5.3. 1. $\mathcal{L} \cap \mathcal{R} = \emptyset$

2. Let $Y, Z \in \mathcal{G}$. If $Y \prec_t Z$ and Y and Z overlap, then either $Y \in \mathcal{L}$ or $Z \in \mathcal{R}$.

3. If S is $S_{1,1}$ or $S_{0,4}$ then the set $\mathcal{G} \setminus (\mathcal{L} \cup \mathcal{R})$ consists of at most one surface.

4. If S is $S_{1,2}$ or $S_{0,5}$ then $\mathcal{G}' \setminus (\mathcal{L} \cup \mathcal{R})$ consists of at most one surface.

Parts 3 and 4 of the above proposition suggests the following construction, which we give for the marking complexes for $S_{1,1}$ and $S_{0,4}$ and also for the pants complexes of $S_{1,2}$ and $S_{0,5}$ (aspects of this construction generalize to work on arbitrary surfaces, we discuss this further in Section 6). Given any pair of markings $I, T \in \mathcal{M}(S)$ and a hierarchy H connecting them let \tilde{H} denote the set of markings associated to slices of H . Below we construct a map $\hat{\Phi}$ which maps elements of $\mathcal{M}(S)$ to (uniformly) bounded diameter subsets of \tilde{H} (in the cases we are considering, \tilde{H} is metrized by a linear time ordering on slices). \tilde{H} be embedded into $\mathcal{M}(S)$ via a quasi-isometric embedding which can be extended by resolving the set of slices into a path (referred to as a *hierarchy path*), the map $\hat{\Phi}$ induces a map to (uniformly) bounded diameter subsets of any hierarchy path from I to T . The map $\hat{\Phi}$ is defined to be the identity on markings in \tilde{H} ; the following defines the map for $\mu \in \mathcal{M}(S) \setminus \tilde{H}$:

1. If $\mathcal{G} \setminus (\mathcal{L} \cup \mathcal{R}) = \{A\} \neq \emptyset$, then define $\hat{\Phi}(\mu) = (A, p_A(\mu))$.
2. If $\mathcal{G} \setminus (\mathcal{L} \cup \mathcal{R}) = \emptyset$, then consider

$$\Lambda = \{v \in g_H : d_{\mathcal{C}(S)}(v, \mu) \leq d_{\mathcal{C}(S)}(w, \mu) \text{ for any } w \in g_H\},$$

i.e, the set of points on the main geodesic g_H which are closest to μ , namely $r_S(\mu)$. $\hat{\Phi}(\mu)$ is defined to be the following sets of markings.

- (a) If any of the surfaces in \mathcal{L} are component domains of g_H at a vertex in the set Λ , then denote by L the rightmost (the last to appear with respect to the time ordering) domain in \mathcal{L} , and define $\hat{\Phi}(\mu)$ to contain each (L, v) where v is any vertex of $g_{H,L}$ within $3M + 3\delta'$ of the terminal marking T .
- (b) If a component domain corresponding to a vertex of g_H in the set Λ is an element of \mathcal{R} then choose the leftmost element of this set (call this R). Define $\hat{\Phi}(\mu)$ to contain each of the markings (R, v) where v is any vertex of $g_{H,R}$ within $3M + 3\delta'$ of the initial marking I .

- (c) For each domain D which is a component domain of a vertex in Λ and which is not in \mathcal{G} , if D supports a geodesic and it is time ordered after the L geodesic and before the R geodesic then define $\widehat{\Phi}(\mu)$ to contain each (D, v) where v is any vertex in $g_{H,D}$.

Before proceeding, we mention why $(A, p_A(\mu))$, (L, v) , and (R, v) , although not necessarily complete clean markings, give rise to such (in the text we abuse notation and drop this correspondence from the discussion, thereby simply referring to $(A, p_A(\mu))$, etc, as complete clean markings). In each case these consist of a proper subsurface X and a point in $\mathcal{C}(X)$ (we unify the argument that these give markings by writing $(X, p_X(\mu))$). For $S_{1,1}$ and $S_{0,4}$, a point of $\mathcal{M}(S)$ consist of a curve in $\mathcal{C}(S)$ and a transversal to that curve, so it is clear that our prescription above indeed describes a marking since the only nontrivial proper subsurfaces are annuli so $(X, p_X(\mu))$ refers to the marking $(\partial X, p_X(\mu))$. The case of $\mathcal{P}(S)$ for the surfaces $S_{1,2}$ and $S_{0,5}$ requires (only slightly) more justification. In these cases an element of $\mathcal{P}(S)$ is a pair of disjoint curves. Recall that the only subsurfaces of S with nontrivial curve complex are once punctured tori and four punctured spheres (we ignore annuli when dealing with the pants complex). Thus $p_X(\mu) \in \mathcal{C}(X)$ is also an element of $\mathcal{C}(S)$. Furthermore, $p_X(\mu)$ and ∂X have distance 1 in $\mathcal{C}(S)$, so $(X, p_X(\mu))$ is taken to refer to the pants decomposition $(\partial X, p_X(\mu))$.

Lemma 5.4. *There is a uniform bound D (depending only on the topological type of S), so that for each $\mu \in \mathcal{M}$ the set $\widehat{\Phi}(\mu)$ has diameter less than D .*

Note that since the map from slices to hierarchy paths is Lipschitz, this theorem yields a map which sends points of \mathcal{M} to uniformly bounded diameter subsets of the hierarchy path, where the constants are independent of the hierarchy path. This lemma is proven using the δ -hyperbolic of the curve complex and some basic properties of hierarchies, for a detailed argument see [B].

In the next subsection we will show that these maps to hierarchy paths are “almost locally constant” off the hierarchy path, in the sense that there are uniform constants, so that large diameter balls around markings far from a hierarchy path are sent to small diameter subsets of the hierarchy path.

5.2. Coarsely Contracting Projections. We now describe the tool we use for proving δ -hyperbolicity. It is a generalization to our context of Morse’s Lemma on stability of quasi-geodesics in hyperbolic space.

Definition 5.5. In a space X , we say a family of paths \mathcal{H} is *transitive* if every pair of points in X can be connected by a path in \mathcal{H} . We say \mathcal{H} has the *coarsely contracting property* when \mathcal{H} is a transitive family of paths in X with the property that for every $H \in \mathcal{H}$ there exists a map $\widehat{\Phi}_H : X \rightarrow H$ and constants b and c such that each for each $\mu, \mu' \in X$ satisfying $d_X(\mu, \mu') < b \cdot d_X(\mu, \widehat{\Phi}_H(\mu))$, then $\text{diam}(\widehat{\Phi}_H(\mu), \widehat{\Phi}_H(\mu')) < c$.

If considering $\mathcal{M}(S)$ then fix S to be either $S_{1,1}$ or $S_{0,4}$, if considering $\mathcal{P}(S)$ then fix S to be either $S_{1,2}$ or $S_{0,5}$ and use hierarchies-without-annuli.

Lemma 5.6.

- When S is either $S_{1,1}$ or $S_{0,4}$, then the hierarchy paths form a coarsely contracting family of paths on $\mathcal{M}(S)$.
- When S is either $S_{1,2}$ or $S_{0,5}$, then the hierarchy-without-annuli paths form a coarsely contracting family of paths on $\mathcal{P}(S)$.

Proof:

There exist a hierarchy connecting any pair of points in $\mathcal{M}(S)$, which shows that the set of hierarchy paths form a transitive path family (similarly in $\mathcal{P}(S)$ for hierarchy-without-annuli paths). Fix H a hierarchy path between two points in $\mathcal{M}(S)$ and use $\widehat{\Phi}$ to denote $\widehat{\Phi}_H$.

We need to show: there exist constants b and c so that if $\mu, \mu' \in \mathcal{M}$ satisfy $d_{\mathcal{M}}(\mu, \mu') < b \cdot d_{\mathcal{M}}(\mu, \widehat{\Phi}(\mu))$, then $\text{diam}(\widehat{\Phi}(\mu), \widehat{\Phi}(\mu')) < c$.

First notice that a key property of $\widehat{\Phi}$ is that there exists a constant $Q = 3M + 3\delta'$ so that every domain A of a geodesic in H (including the main surface S) has $\text{diam}_A(\widehat{\Phi}(\mu) \cup p_A(\mu)) < Q$; this fact is shown in the proof of Lemma 5.4.

Fix a hierarchy G from $\widehat{\Phi}(\mu)$ to μ . Let Z be a domain of G of length at least $4Q$, an assumption which implies that:

$$(2) \quad d_Z(\mu, \widehat{\Phi}(\mu)) > 3Q + M.$$

Let Y be a large domain of H . In order to compute $d_{\mathcal{M}}(\widehat{\Phi}(\mu), \widehat{\Phi}(\mu'))$ it is useful to calculate $d_Y(\mu, \mu')$. If Z is also a large domain of H then since $\widehat{\Phi}$ is defined so that in each domain Z , μ is sent via a closest point projection to a bounded diameter subset $\pi_Z(\widehat{\Phi}(\mu))$ of the $\mathcal{C}(Z)$ geodesic of H , we have that $d_Z(\mu, \partial Y) \geq d_Z(\mu, \widehat{\Phi}(\mu)) - 2\delta'$, by Equation 1. If Z is not a large domain of H , then $d_Z(\partial Y, \widehat{\Phi}(\mu)) < 6M + 4\delta'$; applying the triangle inequality then gives $d_Z(\mu, \partial Y) \geq d_Z(\mu, \widehat{\Phi}(\mu)) - \text{diam}_Z(\widehat{\Phi}(\mu)) - d_Z(\widehat{\Phi}(\mu), \partial Y) - 2\delta'$.

Combining the two cases, independent of whether or not Z is a large domain in H , we have:

$$(3) \quad d_Z(\mu, \partial Y) \geq d_Z(\mu, \widehat{\Phi}(\mu)) - 3Q.$$

Combining the above with inequality 2 we have that $d_Z(\mu, \partial Y) > 3Q + M - 3Q = M$, which by the Projection estimates Theorem implies that $d_Y(\mu, \partial Z) < M$.

Now consider $d_Z(\mu', \partial Y)$: either $d_Z(\mu', \partial Y) > M$ for every large domain Y of H or for some domain Y of H we have $d_Z(\mu', \partial Y) < M$.

In the first case, from Theorem 4.3 (Projection estimates) we have $d_Y(\mu', \partial Z) < M$, which combines with the paragraph above to give $d_Y(\mu', \mu) < 2M$. At which point it is easy to check that there is a uniform bound on $d_{\mathcal{M}}(\widehat{\Phi}(\mu), \widehat{\Phi}(\mu'))$ —the bound comes since $d_Y(\mu', \mu) < 2M$ implies that the pairs $(\mathcal{L}(\mu), \mathcal{L}(\mu'))$ and $(\mathcal{L}(\mu'), \mathcal{R}(\mu'))$ agree (except for a switch of at most one surface which then must have diameter not much larger than the threshold for \mathcal{G}) and that $\Lambda(\mu)$ is coarsely the same as $\Lambda(\mu')$. Carrying out this computation, one obtains $d_{\mathcal{M}(S)}(\widehat{\Phi}(\mu), \widehat{\Phi}(\mu')) < 10M + 6\delta'$.

In the other case, when there is some domain Y of H for which $d_Z(\mu', \partial Y) < M$, we can combine this with equation 3 to give:

$$(4) \quad d_Z(\mu, \mu') \geq d_Z(\mu, \widehat{\Phi}(\mu)) - 3Q - M.$$

This tells us that whenever $d_Z(\widehat{\Phi}(\mu), \mu) > 2(3Q + M)$, we have

$$(5) \quad d_Z(\mu, \mu') > \frac{1}{2}d_Z(\widehat{\Phi}(\mu), \mu)$$

Thus, in domains Z of G for which $d_Z(\widehat{\Phi}(\mu), \mu)$ is sufficiently large, then unless $d_Z(\mu, \mu')$ is a definite fraction of $d_Z(\widehat{\Phi}(\mu), \mu)$ we have $d_Z(\mu', \partial Y) > M$ and as markings $\widehat{\Phi}(\mu)$ and $\widehat{\Phi}(\mu')$ are close.

If we can show that a definite proportion of the distance travelled in \mathcal{M} between $\widehat{\Phi}(\mu)$ and μ takes place in domains larger than a threshold $6Q + 2M$ then we would be done by choosing the constant b less than this fraction, as then μ' has no chance to move far enough away from μ to have $d_Z(\mu', \partial Y) < M$ for a surface Z which is large in G and surface Y which is large in H .

That a definite fraction of distance occurs in large surfaces follows from the following counting argument. The fact that the only domains of S which support geodesics in H are the surface S and component domains of g_H has as a consequence that if a hierarchy between I and T contains geodesics in $N + 1$ different component domains, then $d_{\mathcal{C}(S)}(I, T) \geq N$. From this we see that either $\frac{1}{2}d_{\mathcal{M}(S)}(\widehat{\Phi}(\mu), \mu)$ occurs in large domains, or the sum of the lengths of geodesics shorter than $6Q + 2M$ is larger than $\frac{1}{2}d_{\mathcal{M}(S)}(\widehat{\Phi}(\mu), \mu)$. In the latter case, we then have $|g_H| > \frac{d_{\mathcal{M}(S)}(\widehat{\Phi}(\mu), \mu)}{2(6Q + 2M)}$. Thus we always have that at least $\frac{1}{2(6Q + 2M)}d_{\mathcal{M}(S)}(\widehat{\Phi}(\mu), \mu)$ occurs in the large surfaces, as claimed.

Thus, choosing $b = \frac{1}{2(6Q + 2M)}$ and $c > 10M + 6\delta'$, we have proved the theorem \square

5.3. Hyperbolicity. In this section we prove Theorems 5.2 and 5.1 using the contracting properties of hierarchy paths provided by Lemma 5.6.

In [MM1] a contraction property is defined similar to Definition 5.5 and is used to prove δ -hyperbolicity of $\mathcal{C}(S)$; that property motivated the definition of the previous section. In this section, using results about \mathbb{R} -trees we give a new proof that such contraction properties imply hyperbolicity, using techniques different than those of [MM1]. We feel that this proof illuminates the relationship between stability of quasigeodesics and hyperbolicity.

Theorem 5.7. *If X is a geodesic space with a family of (K, C) -quasi-geodesic paths \mathcal{H} which have the coarsely contracting property, then X is δ -hyperbolic.*

Theorems 5.2 and 5.1 follow from this theorem since Lemma 5.6 proves that in the low complexity cases $\mathcal{M}(S)$ (and $\mathcal{P}(S)$) the hierarchy paths form a coarsely contracting family of paths (respectively hierarchy-without-annuli paths), and [MM2, Efficiency of hierarchies Theorem] implies that hierarchy paths are (K, C) -quasigeodesics, with the constants depending only on the topological type of the surface.

Proof: The method of proof is to show that in the asymptotic cone $\widehat{\Phi}$ induces a locally constant map to a certain family of bi-Lipschitz paths, we then show that this implies that $\text{Cone}_\infty(X)$ is an \mathbb{R} -tree. In particular we will show for each pair of points $x, y \in \text{Cone}_\infty(X)$ there exists a map $\Phi : \text{Cone}_\infty(X) \rightarrow [x, y]$ such that:

1. $\Phi|_{[x, y]}$ is the identity
2. $\Phi|_{\text{Cone}_\infty(X) \setminus [x, y]}$ is locally constant.

By our hypothesis, for each $H \in \mathcal{H}$ there exists a map $\widehat{\Phi}_H : X \rightarrow X$ such that:

1. For each $\mu \in X$ we have $\widehat{\Phi}_H(\mu) \in H$.
2. There exist constants $b, c > 0$ such that for any sequence of paths $H_n \in \mathcal{H}$ and points μ_n for which $r_n = d_X(\mu_n, \pi_H(\mu_n))$ grows linearly, then $\text{diam}_X(\widehat{\Phi}_{H_n}(B_{b \cdot r_n}(\mu_n))) \leq c$.

Fix three points $\bar{I} = \langle I_i \rangle_{i \in \mathbb{N}}, \bar{T} = \langle T_i \rangle_{i \in \mathbb{N}}, \bar{\mu} = \langle \mu_i \rangle_{i \in \mathbb{N}} \in \text{Cone}_\infty(X)$. Let \bar{H} denote the path connecting \bar{I} to \bar{T} given by a rescaled sequence of paths H_i connecting I_i to T_i and assume $\bar{\mu} \notin \bar{H}$. Since \mathcal{H} has the coarsely contracting property,

by definition we know that when $d_X(\mu_i, H_i)$ grows linearly (say it grows coarsely as $g \cdot i$ for a constant g) the ball with radius $b \cdot d_{\mathcal{M}(S)}(\mu_i, H_i)$ around μ_i maps to a ball of radius at most c in H_i . Thus in the rescaled metric space, $\frac{1}{i} \cdot X$, we have $d_{\frac{1}{i} \cdot X}(\mu_i, H_i)$ is approximately g and in this metric the ball $B_{b \cdot g}(\mu_i)$ maps to a set of diameter $\frac{c}{i}$ in H_i . Thus $\text{diam}_{\text{Cone}_\infty(X)}(\langle \widehat{\Phi}(B_{b \cdot g}(\mu_i)) \rangle) = \omega\text{-}\lim_i \frac{c}{i} = 0$, thereby showing that the map is locally constant.

This proves that any embedded path connecting \bar{I} and \bar{T} must be a subset of \bar{H} . Since by hypothesis each $H \in \mathcal{H}$ is a (K, C) -quasi-geodesics, we have that \bar{H} is the ultralimit as $i \rightarrow \infty$ of $(K, \frac{C}{i})$ -quasi-geodesics and is thus a K -bi-Lipschitz embedded path. In particular it is homeomorphically embedded, so the only subpath connecting its endpoints is the path itself—thereby proving that there is a unique topological arc between any pair of points in $\text{Cone}_\infty(X)$. It is worth remarking that since $\text{Cone}_\infty(X)$ is a geodesics space, the path \bar{H} which *a fortiori* need only be bi-Lipschitz embedded is actually the image of the geodesic between \bar{I} and \bar{T} .

Mayer and Oversteegen's topological characterization of \mathbb{R} -trees [MaO] then tells us that in order to prove that $\text{Cone}_\infty(X)$ is an \mathbb{R} -tree it suffices to show that it is uniquely arcwise connected and locally path connected. The first property was shown above, the second is true for any geodesic space.

Thus each $\text{Cone}_\infty(X)$ is an \mathbb{R} -tree and thus Theorem 2.7 implies that X is δ -hyperbolic. \square

6. EVIDENCE TOWARDS THE RANK CONJECTURE

The goal of this chapter is to utilize the geometric picture developed in Theorem 4.14 (Coarse tree-flats carry markings) to develop further insight into the structure of quasiflats in the mapping class group. A connection between our characterization of the geometry of subsurfaces projection maps (Theorem 4.14) and the Rank Conjecture (Conjecture 6.10) arises from the Move distance and projection Theorem of [MM2] (see Theorem 3.18) which states that distance in the mapping class group can be estimated by summing the distances of certain subsurface projections. More precisely, for any sufficiently large constant t , there exist quasi-isometry constants $K(t)$ and $C(t)$, so that for any $\mu, \nu \in \mathcal{M}(S)$ the distance in the marking graph agrees with
$$\sum_{Y \subset S \text{ with } d_Y(\mu, \nu) > t} d_Y(\mu, \nu)$$
 up to bounded ad-

ditive and multiplicative errors (determined by $K(t)$ and $C(t)$). Note that this theorem does not give a quasi-isometric embedding into the product space of all curve complexes, since this distance estimate requires looking at only sufficiently large distances and thus differs from the l^1 metric on $\prod_{Y \subset S} \mathcal{C}(Y)$. In the next section we show that although not a quasi-isometric embedding, this correspondence between $\mathcal{M}(S)$ and $\prod_{Y \subset S} \mathcal{C}(Y)$ is similar enough to a quasi-isometric embedding to yield useful information about the asymptotic cone of the mapping class group.

6.1. Ultralimits of Subsurfaces. In this section we remind the reader of some useful properties of ultralimits and provide a few preliminary results concerning ultralimits of subsurfaces. We integrate these two goals with an introduction to the notation which we will use throughout this chapter.

For a fixed ultrafilter ω and a surface S , we define Seq to be the set of sequences of homotopy classes of essential, non-peripheral subsurfaces $X \subset S$ with $\xi(X) \neq 0$,

considered up to the relation \sim , where two sequences $\alpha = \langle \alpha_i \rangle_{i \in \mathbb{N}}$ and $\beta = \langle \beta_i \rangle_{i \in \mathbb{N}}$ satisfy $\alpha \sim \beta$ if and only if $\alpha_i = \beta_i$ for each i in some set $K \in \omega$.

We write $\mu = \langle \mu_i \rangle_{i \in \mathbb{N}}$ to denote a point in $\mathcal{M}_\infty(S)$, which we recall is the space of equivalence classes of sequences of points $\mu_i \in \mathcal{M}$ with $\frac{1}{i}d_{\mathcal{M}}(0, \mu_i) < \infty$. As shorthand, throughout this section we write \mathcal{M}_∞ to denote $\text{Cone}_\infty \mathcal{M}(S)$.

Note that once we have fixed a surface $S = S_{g,p}$, the subsurfaces of S are each one of a finite collection of topological types. Accordingly, for each $\alpha = \langle \alpha_j \rangle_{j \in \mathbb{N}} \in \text{Seq}$ one obtains a partition of the indices into finitely many sets depending on the topological type of α_j . Since ω is an ultrafilter, in any decomposition of \mathbb{N} into finitely many subsets, exactly one of these subsets is in ω . Thus the ultrafilter associates a (unique) topological type to α .

By the same principle as above, given any pair of sequences of subsurfaces (in this section these will be denoted by the first few lower case greek letters), $\alpha, \beta \in \text{Seq}$, the ultrafilter tells us that a full ω -measure set of the pairs α_i, β_i are all either disjoint or intersecting. We remind the reader that we use the term intersection to refer to transverse intersection; for example a subsurface does not intersect its boundary or even an annular neighborhood of its boundary. In the case where α and β intersect, one can go further and differentiate between the cases where they overlap and where they are nested. Accordingly we will simply say α and β are either disjoint, overlapping, or nested.

When $F \subset \text{Seq}$ we use the notation F_i to refer to the set of i^{th} entries of F . A consequence of the above discussion is that there is a natural definition of *maximal collections of pairwise disjoint elements of F* ; such collections will be denoted either by Δ or Λ . For clarity, we define this explicitly: we say $\Delta = \langle U_i \rangle_{i \in \mathbb{N}}$ is a *maximal collection of pairwise disjoint elements of F* if and only if for a full ω -measure set of indices, U_i is a maximal disjoint collection of elements of F_i as defined in Definition 4.6. It follows from Lemma 2.8 that $|\Delta| = \omega\text{-}\lim_i |U_i|$. As in Definition 4.6, we define \mathcal{U}_F as the set of all maximal collection of disjoint elements of F .

Let us fix a marking $0 \in \mathcal{M}(S)$ to use as a base point and introduce the notation $0_Y = \pi_Y(0)$. Recall that Theorem 3.2 states that the complex of curves of any surface is δ -hyperbolic. Since there are only finitely many topological types of subsurfaces of S we need to consider only finitely many isometry types of curve complexes, and thus we can choose a uniform δ which works for all of them. Since $\frac{1}{i}(\mathcal{C}(\alpha_i), 0_{\alpha_i})$ is $\frac{\delta}{i}$ -hyperbolic, $\omega\text{-}\lim_i \frac{1}{i}(\mathcal{C}(\alpha_i), 0_{\alpha_i})$ is an ultralimit of spaces with hyperbolicity constant going to zero; Theorem 2.6 then implies that this space is an \mathbb{R} -tree which we henceforth denote T_α , notice that T_α comes equipped with a basepoint, denoted 0_α . As an example to keep in mind, notice that if α is a constant sequence, then T_α is just the asymptotic cone of the complex of curves of that particular subsurface. Furthermore, since ultralimits commute with finite products: for any finite set $F \subset \text{Seq}$ we have

$$\omega\text{-}\lim_i \frac{1}{i} \left(\prod_{\alpha_i \in F_i} \mathcal{C}(\alpha_i), \prod_{\alpha_i \in F_i} 0_i \right) = \prod_{\alpha \in F} T_\alpha.$$

Given a sequence of subsurfaces β , we write $\partial\beta$ to denote $\langle \partial\beta_i \rangle$. When $\partial\beta$ intersects α we consider two possibilities for the point

$$\langle \pi_{\alpha_i}(\partial\beta_i) \rangle \in \omega\text{-}\lim_i \frac{1}{i} \mathcal{C}(\alpha_i).$$

First, if $\langle \pi_{\alpha_i}(\partial\beta_i) \rangle$ is in T_α (the connected component of $\omega\text{-}\lim_i \frac{1}{i}\mathcal{C}(\alpha_i)$ containing 0_α), then we denote this point by $\pi_\alpha(\beta)$. The second case is when $\langle \pi_{\alpha_i}(\partial\beta_i) \rangle$ is not in the connected component containing 0_α , here we set $\pi_\alpha(\beta) = \emptyset$. Usually we will provide a discussion of $\pi_\alpha(\beta)$ assuming it is a point in T_α , but the arguments always work equally well in the case that this is the empty set.

When $\alpha \subset \beta$ we consider the map $\pi_{\beta \rightarrow \alpha} : T_\beta \setminus \pi_\beta(\alpha) \rightarrow T_\alpha$, which is defined as the ultralimit of $\pi_{\beta_i \rightarrow \alpha_i} : T_{\beta_i} \setminus B_1(\pi_{\beta_i}(\partial\alpha_1)) \rightarrow T_{\alpha_i}$. The following result is a strong version of Corollary 3.5 (Projections coarsely Lipschitz), providing more than just a non-coarse version of that theorem.

Lemma 6.1. (Projections locally constant) *For any S and any $\alpha, \beta \in \text{Seq}$, the map*

$$\pi_{\beta \rightarrow \alpha} : T_\beta \setminus \pi_\beta(\alpha) \rightarrow T_\alpha$$

is locally constant.

Proof: Fix a pair of points μ, ν in the same connected component of $T_\beta \setminus \pi_\beta(\alpha)$.

Since T_β is an \mathbb{R} -tree, it is uniquely arc connected. This implies in particular that the geodesic between μ_i and ν_i is uniformly bounded away from the radius 1 neighborhood of $\pi_{\beta_i}(\alpha_i)$, for all i in a full ω measure set. Thus, by Theorem 3.6 (Bounded geodesic image; [MM2]) we have $\text{diam}_{\mathcal{C}(\beta_i)}(\pi_{\beta_i \rightarrow \alpha_i}(\mu_i \cup \nu_i)) < K$ for a uniform constant K depending only on the topological type of S .

Thus, $\text{diam}_{T_\beta}(\pi_{\beta \rightarrow \alpha}(\mu \cup \nu)) = 0$ and we have that $\pi_{\beta \rightarrow \alpha}(\mu) = \pi_{\beta \rightarrow \alpha}(\nu)$, i.e., the map is locally constant. \square

Recall, the complexity function $\xi(S) = 3g + p - 3$, which when $\xi(S_{g,p}) > 0$ coincides with the maximal torsion free rank of an abelian subgroup of $\mathcal{MCG}(S_{g,p})$ (cf. [BiLMc]).

ξ generalizes to a complexity function on disjoint unions of non-annular subsurfaces via $\xi(U) = 3g + p - 3c$ where $c = |U|$ is the number of connected components of U . One sees that this has similar properties to the complexity function as defined on connected surfaces, so we maintain the use of the name ξ . Recall, that subsurfaces are considered up to isotopy and are always assumed to be essential and non-peripheral.

We end this section by remarking that ξ can be extended to a complexity function defined on all disjoint unions of subsurfaces, moreover this extension is additive. Let U denote a collection of disjoint subsurfaces of S . Define $\bar{\xi}(U)$ to be the maximal number of distinct homotopy classes of essential and non-peripheral curves which can simultaneously be realized on U plus the number of annular components in U . The following proposition summarizes some elementary facts about this function which we shall use later.

Proposition 6.2. *The function $\bar{\xi}(U)$ satisfies:*

1. *For a connected subsurface $X \subset S$, $\bar{\xi}(X) = |\xi(X)|$.*
2. *If U is a collection of disjoint surfaces inside X then $\bar{\xi}(U) \leq \bar{\xi}(X)$.*
3. *Given a collection U of disjoint subsurfaces, then if $U = U_1 \sqcup U_2$ then $\bar{\xi}(U) = \bar{\xi}(U_1) + \bar{\xi}(U_2)$.*

Combined with the discussion earlier in this section, the above proposition implies that $\bar{\xi}(\Delta)$ is well-defined, where Δ is any maximal collection of disjoint elements of Seq ,

6.2. A Lipschitz Map to Trees. In this section and the next we will define the relevant terms and then prove the following result which is a combination of Proposition 6.4 and Theorem 6.6.

By taking ultralimits of the projection maps studied in the previous chapters, we will define a map $\psi : \mathcal{M}_\infty \rightarrow \prod_\alpha T_\alpha$ and prove that the following holds.

Theorem 6.3. *The map $\psi : \mathcal{M}_\infty \rightarrow \prod_\alpha T_\alpha$ is Lipschitz. Moreover any projection of $\psi(\mathcal{M}_\infty)$ to finitely many products of trees is a finite union of tree-flats each of rank less than or equal to $3g + p - 3$.*

We now define the main character in this chapter. For each $\alpha \in \text{Seq}$ we let:

$$\psi_\alpha : \text{Cone}_\infty(\mathcal{M}, 0) \rightarrow T_\alpha$$

be the map defined by $\psi_\alpha : \langle \mu_i \rangle \mapsto \omega\text{-}\lim_i \frac{1}{i}(\pi_{\alpha_i}(\mu_i), 0_{\alpha_i})$. Note that for any $\mu, \nu \in \mathcal{M}_\infty$ we have $d_{T_\alpha}(\psi_\alpha(\mu), \psi_\alpha(\nu)) = \omega\text{-}\lim_i \frac{1}{i}d_{Y_{\alpha_i}}(\mu, \nu)$.

Although it follows from the next theorem, we give a quick argument here to show that the map ψ is well-defined. By definition, $\langle \mu_i \rangle \in \mathcal{M}_\infty$ implies that $\omega\text{-}\lim_i \frac{1}{i}d_{\mathcal{M}}(0, \mu_i) < \infty$, thus Theorem 3.18 (Move distance and projections; [MM2])

implies $\omega\text{-}\lim_i \frac{1}{i} \sum_{\substack{Y \subseteq S \\ d_Y(\mu, \nu) > t}} d_{\mathcal{C}(Y)}(0_Y, \mu) < \infty$. In particular, this shows that for each

$\alpha \in \text{Seq}$ we have $\omega\text{-}\lim_i \frac{1}{i}d_{\mathcal{C}(\alpha_i)}(0_{\alpha_i}, \mu) < \infty$. From this we have that the map ψ_α is well-defined.

Giving $\prod_{\alpha \in \text{Seq}} T_\alpha$ the l^1 metric, we consider

$$\psi = \prod_{\alpha \in \text{Seq}} \psi_\alpha : \mathcal{M}_\infty \rightarrow \prod_{\alpha \in \text{Seq}} T_\alpha.$$

The next theorem proves the first half of Theorem 6.3.

Proposition 6.4. *The map*

$$\psi : \mathcal{M}_\infty \rightarrow \prod_{\alpha \in \text{Seq}} T_\alpha$$

is Lipschitz.

Proof: Fix an ultrafilter ω and two points $\langle \mu_i \rangle, \langle \nu_i \rangle \in \text{Cone}_\omega \mathcal{M}$. By definition of the asymptotic cone $d_{\text{Cone}_\omega(\mathcal{M})}(\bar{\mu}, \bar{\nu}) = \omega\text{-}\lim_i \frac{1}{i}d_{\mathcal{M}}(\mu_i, \nu_i)$, and thus Theorem 3.18 implies that there exist a threshold $t(S)$, so that for each $t > t(S)$ there exists constants $K = K(t) > 1$ and $B = B(t) > 0$ for which the distance in the asymptotic cone is bounded below by

$$\omega\text{-}\lim_i \frac{1}{i} \left(-B + \frac{1}{K} \sum_{\substack{Y \subseteq S \\ d_Y(\mu_i, \nu_i) > t}} d_Y(\mu_i, \nu_i) \right).$$

Since ultralimits commute with addition and multiplication, the above expression is equal to $\frac{1}{K} \omega\text{-}\lim_i \frac{1}{i} \sum_{\substack{Y \subseteq S \\ d_Y(\mu_i, \nu_i) > t}} d_Y(\mu_i, \nu_i)$.

To show that $\psi : \text{Cone}_\omega \mathcal{M} \rightarrow \prod_{\alpha \in \text{Seq}} T_\alpha$ is a Lipschitz map, it suffices to show that

$$(6) \quad \sum_{\alpha \in \text{Seq}} d_{T_\alpha}(\psi_\alpha(\mu), \psi_\alpha(\nu)) \leq \omega\text{-}\lim \frac{1}{i} \sum_{\substack{Y \subseteq S \\ d_Y(\mu_i, \nu_i) > t}} d_Y(\mu_i, \nu_i).$$

To prove this inequality we first show that it holds when Seq is replaced on the left-hand side by a finite set of distinct sequences $\Gamma \subset \text{Seq}$.

We have the following inequalities

$$(7) \quad \sum_{\gamma \in \Gamma} d_{T_\gamma}(\psi_\gamma(\mu), \psi_\gamma(\nu)) = \omega\text{-}\lim \frac{1}{i} \sum_{\gamma \in \Gamma} d_{\gamma_i}(\mu_i, \nu_i)$$

$$(8) \quad \leq \omega\text{-}\lim \frac{1}{i} \sum_{\substack{Y \subseteq S \\ d_Y(\mu_i, \nu_i) > t}} d_Y(\mu_i, \nu_i).$$

The first line is the definition of distance in T_γ . The second line comes from the following two facts. First, if $d_{T_\gamma}(\psi_\gamma(\mu), \psi_\gamma(\nu)) = C > 0$, then for any $\epsilon > 0$ there exists a set $I \in \omega$, where for each $i \in I$ we have $d_{\gamma_i}(\mu_i, \nu_i) > i(C - \epsilon)$. This implies that if the distance on the left hand side is not zero, then when i is sufficiently large we have $d_Y(\mu_i, \nu_i) > t$ and thus this distance is included in the summation on line 8. Second, by Lemma 2.8, we have that pairwise distinct sequences in Γ yield distinct terms in the last summation of the above inequality.

Since an infinite sum is the limit of the finite approximating sums, we have:

$$\begin{aligned} \sum_{\alpha \in \text{Seq}} d_{T_\alpha}(\psi_\alpha(\mu), \psi_\alpha(\nu)) &= \sup_{\substack{\Gamma \subset \text{Seq} \\ |\Gamma| < \infty}} \sum_{\gamma \in \Gamma} d_{T_\gamma}(\psi_\gamma(\mu), \psi_\gamma(\nu)) \\ &\leq \omega\text{-}\lim \frac{1}{i} \sum_{\substack{Y \subseteq S \\ d_Y(\mu_i, \nu_i) > t}} d_Y(\mu_i, \nu_i) \end{aligned}$$

which is what we wanted to show. \square

6.3. Dimension and Rank. There are certain subsets of \mathcal{M}_∞ on which ψ is bi-Lipschitz. The plan for this section is to study the image of such subsets. Then in the remaining sections of this chapter we work to understand in an inductive manner the subsets of \mathcal{M}_∞ where this map collapses large diameter sets and explain the beginnings of a process to tie this information together in order to control the geometry of the entire asymptotic cone. (We hope to elaborate on this process in a future paper.)

We now combine the map ψ constructed in the previous section with Theorem 4.14 (Coarse tree-flats carry markings) to gain information about the asymptotic geometry of the mapping class group and of Teichmüller space.

By Theorem 4.14, we know that for any finite collection of surfaces Θ we have $\pi_\Theta(\mathcal{M})$ is contained in a finite union of coarse tree-flats, we now give an analogue of that result in the asymptotic cone of \mathcal{M} .

For a set $F \subset \text{Seq}$ we write:

$$\psi_F : \mathcal{M}_\infty \rightarrow \prod_{\alpha \in F} T_\alpha.$$

For $\Delta = \langle U_i \rangle_{i \in \mathbb{N}}$ a sequence of maximal disjoint collections of F , we define the *tree-flat over Δ in $\prod_{\alpha \in F} T_\alpha$* to be:

$$\mathcal{T}(\Delta) = \omega\text{-}\lim_i \frac{1}{i}(\mathcal{F}_{F_i}(\Delta_i), 0_{F_i}).$$

When we want to emphasize the ambient space we use the notation, $\mathcal{T}_F(\Delta)$. We define the rank of such a tree-flat to be $\bar{\xi}(\Delta)$.

In Theorem 6.6 we show that for any finite set $F \in \text{Seq}$, the set $\psi_F(\mathcal{M})$ is a finite union of tree-flats, moreover we show that the tree flat over Δ has topological dimension at most $\bar{\xi}(\Delta)$. We begin in this direction with the following theorem which proves a stronger version of Theorem 6.6 in the case $|F| = 2$ and which will serve as the base case in the inductive proof of that theorem. In Section 2.3 we provide a brief summary of the relevant background in dimension theory, which the reader may want to consult at this time.

Theorem 6.5. *Given a surface S and $\alpha, \beta \in \text{Seq}$, then exactly one of the following occurs:*

1. $\alpha \cap \beta = \emptyset$, in which case

$$\psi_{\{\alpha, \beta\}}(\mathcal{M}_\infty) = T_\alpha \times T_\beta.$$

Moreover, $\dim(\psi_{\{\alpha, \beta\}}(\mathcal{M}_\infty)) = 2$.

2. α and β overlap, in which case

$$\psi_{\{\alpha, \beta\}}(\mathcal{M}_\infty) = T_\alpha \times \pi_\beta(\alpha) \bigcup \pi_\alpha(\beta) \times T_\beta,$$

where at most one of $\pi_\beta(\alpha)$ or $\pi_\alpha(\beta)$ is allowed to be empty. Moreover, $\psi_{\{\alpha, \beta\}}(\mathcal{M}_\infty)$ is an \mathbb{R} -tree and thus in particular has dimension 1.

3. One of the elements is nested in the other, here we describe the case $\alpha \supset \beta$. Then

$$\psi_{\{\alpha, \beta\}}(\mathcal{M}_\infty) = \pi_\alpha(\beta) \times T_\beta \bigcup \text{Graph}(\pi_{\alpha \rightarrow \beta}),$$

where $\pi_{\alpha \rightarrow \beta}$ is a locally constant map with domain $T_\alpha \setminus \pi_\alpha(\beta)$ and range T_β . Moreover, $\psi_{\{\alpha, \beta\}}(\mathcal{M}_\infty)$ is an \mathbb{R} -tree and thus in particular has dimension 1. Note, $\pi_\alpha(\beta)$ is allowed to be the empty set, in which case $\pi_\alpha(\beta) \times T_\beta = \emptyset$ and $\pi_{\alpha \rightarrow \beta}$ is a constant map from T_α to T_β .

Proof: We use the three cases of Theorem 4.4 (Projection estimates, geometric version) to establish the theorem. In each case, we will use Δ to denote a maximal disjoint collection of elements in $F = \{\alpha, \beta\}$.

(Disjoint surfaces). When α and β are disjoint we have $\Delta = \{\alpha, \beta\}$. Hence, by Theorem 4.4 we have $\pi_{F_i}(\mathcal{M}) = \mathcal{F}_{F_i}^{C_2}(\Delta_i) = \mathcal{C}(\alpha_i) \times \mathcal{C}(\beta_i)$, for all i in a full ω -measure set. It then follows from Theorem 4.4 (Projection estimates; geometric version) that:

$$\psi_F(\mathcal{M}_\infty) = \omega\text{-}\lim_i \frac{1}{i} \pi_{F_i}(\mathcal{M}) = \omega\text{-}\lim_i \frac{1}{i} (\mathcal{F}_{F_i}^{C_2}(\Delta_i), 0).$$

Then, since

$$\begin{aligned} \mathcal{T}(\Delta) &= \omega\text{-}\lim_i \frac{1}{i} (\mathcal{F}_{F_i}^{C_2}(\Delta_i), 0) \\ &= \omega\text{-}\lim_i \frac{1}{i} (\mathcal{C}(\alpha_i) \times \mathcal{C}(\beta_i), 0_{\alpha_i} \times 0_{\beta_i}) \\ &= T_\alpha \times T_\beta. \end{aligned}$$

we have that

$$\psi_F(\mathcal{M}_\infty) = T_\alpha \times T_\beta.$$

By [MaO] (see Corollary 2.16) we have $\dim(T_\alpha \times T_\beta) = 2$ and thus we have shown that in the case of two disjoint surfaces we have $\dim(\psi_F(\mathcal{M}_\infty)) = 2$.

(Overlapping surfaces). We now consider the case where α and β overlap. Here, as a consequence of Theorem 4.4 in the case of overlapping surfaces, we know that $\psi_{F_i}(M)$ is only a finite Hausdorff distance from $\mathcal{F}_{F_i}^{C_2}(\{\alpha_i\}) \cup \mathcal{F}_{F_i}^{C_2}(\{\beta_i\})$, so they have the same asymptotic cone. We start by considering the first part of the union: $\mathcal{F}_{F_i}^{C_2}(\{\alpha_i\}) = B_M(\mathcal{C}(\alpha_i) \times \pi_{\beta_i}(\partial\alpha_i))$. Since $\mathcal{C}(\alpha_i)$ is δ -hyperbolic, we have

$$\begin{aligned} \mathcal{T}_F(\alpha) &= \omega\text{-}\lim_i \frac{1}{i} \psi(\mathcal{F}_{F_i}^{C_2}(\{\alpha_i\})) \\ &= \omega\text{-}\lim_i \frac{1}{i} B_M((\mathcal{C}(\alpha_i) \times \pi_{\beta_i}(\partial\alpha_i))) \\ &= T_\alpha \times \pi_\beta(\alpha), \end{aligned}$$

which is an \mathbb{R} -tree sitting as a coordinate factor of $T_\alpha \times T_\beta$ and thus is closed. If $\pi_\beta(\alpha) = \emptyset$, then the above set $\mathcal{T}_F(\{\alpha\})$ is the empty set.

Analysis of $\mathcal{T}_F(\{\beta\})$ is the same as above, so we have $\mathcal{T}_F(\beta) = \pi_\alpha(\beta) \times T_\beta$. Again, it is possible that $\pi_\alpha(\beta) = \emptyset$, which would render $\mathcal{T}_F(\beta) = \emptyset$.

A key observation to now note is that Theorem 4.3 (Projection estimates) implies that if $\omega\text{-}\lim_i \frac{1}{i} d_{\alpha_i}(\partial\beta_i, 0) = \infty$, then $d_{\beta_i}(\partial\alpha_i, 0) < M$ for a full ω -measure set of indices. Thus if $d_\alpha(\beta, 0) = \infty$, then $d_\beta(\alpha, 0) = 0$ and thus in particular, $\pi_\beta(\alpha) \neq \emptyset$. Since the same logic holds reversing the roles of α and β we see that at most one of $\pi_\beta(\alpha)$ or $\pi_\alpha(\beta)$ is empty.

Since $\psi_F(\mathcal{M}_\infty) = \mathcal{T}_F(\{\alpha\}) \cup \mathcal{T}_F(\{\beta\})$, we have finished the first half of the assertion. That this is an \mathbb{R} -tree follows immediately, since $\psi_F(\mathcal{M}_\infty)$ is the union of two \mathbb{R} -trees along a point (or when one of the base points is empty, it is just an \mathbb{R} -tree union the empty set).

(Nested surfaces). We now assume $\beta \subset \alpha$. For nested surfaces Theorem 4.4 tells us that $\pi_{F_i}(\mathcal{M})$ and $\mathcal{F}_{F_i}^{C_2}(\{\alpha_i\})$ are a finite Hausdorff distance from each other. Then we have:

$$\begin{aligned} \mathcal{F}_{F_i}^{C_2}(\{\alpha_i\}) &= \pi_{\alpha_i}(\partial\beta_i) \times B_{C_2}(\mathcal{C}(\beta_i)) \\ &\quad \bigcup B_{C_2}(\text{Graph}(\pi_{\alpha_i \rightarrow \beta_i})), \end{aligned}$$

where $\pi_{\alpha_i \rightarrow \beta_i}$ has domain $\mathcal{C}(\alpha_i) \setminus B_1(\pi_{\alpha_i}(\beta_i))$ and range $\mathcal{C}(\beta_i)$.

We now consider these two subsets separately. First, we note

$$\omega\text{-}\lim_i \frac{1}{i} B_{C_2}(\mathcal{C}(\beta_i) \times \pi_{\alpha_i}(\partial\beta_i)) = T_\beta \times \pi_\alpha(\beta).$$

This is an \mathbb{R} -tree and forms a closed subset of $T_\alpha \times T_\beta$. The second subset is the neighborhood of a graph with domain $\mathcal{C}(\alpha_i) \setminus B_1(\pi_{\alpha_i}(\beta_i))$ and range $\mathcal{C}(\beta_i)$. Thus we have:

$$(9) \quad \omega\text{-}\lim_i \frac{1}{i} \mathcal{F}_{F_i}^{C_2}(\{\alpha_i\}) = \pi_\alpha(\beta) \times T_\beta \cup \text{Graph}(\pi_{\alpha \rightarrow \beta}),$$

where $\pi_{\alpha \rightarrow \beta}$ has domain $T_\alpha \setminus \pi_\alpha(\beta)$ and range T_β .

Lemma 6.1 shows that $\pi_{\alpha \rightarrow \beta} : T_\alpha \setminus \pi_\alpha(\beta) \rightarrow T_\beta$ is locally constant, and thus being the graph over an \mathbb{R} -tree (minus the point $\pi_\alpha(\beta)$ if $\pi_\alpha(\beta) \neq \emptyset$) is a union of disjoint \mathbb{R} -trees each incomplete at a point of $T_\beta \times \pi_\alpha(\beta)$ (when $\pi_\alpha(\beta) = \emptyset$ then

we just have one \mathbb{R} -tree). Since $\pi_{\alpha \rightarrow \beta}$ is locally constant, the closure of each of these \mathbb{R} -trees contains exactly one new point, and that point is in $T_\beta \times \pi_\alpha(\beta)$. In particular, this shows that the set described in Equation 9 is closed and is an \mathbb{R} -tree.

Work of [MaO] (see Theorem 2.15) then implies that since here $\psi_F(\mathcal{M}_\infty)$ is an \mathbb{R} -tree, we have $\dim(\psi_F(\mathcal{M}_\infty)) = 1$. \square

We will now prove the second part of Theorem 6.3.

Theorem 6.6. *Given a surface S and a finite subset $F \subset \text{Seq}$, then $\psi_F(\mathcal{M}_\infty)$ is a finite union of tree flats. Moreover,*

$$\dim(\psi_F(\mathcal{M}_\infty)) \leq 3g + p - 3.$$

Proof: That $\psi_F(\mathcal{M}_\infty)$ is a finite union of tree-flats is an immediate consequence of the finiteness in Theorem 4.14 (Coarse tree-flats carry markings).

The key step to our proof of this theorem is to show that for any finite set $F \subset \text{Seq}$ and for each $\Delta = \langle U_i \rangle_{i \in \mathbb{N}}$, a maximal disjoint collection of elements of F , the tree-flat $\mathcal{T}(\Delta)$ is closed and has dimension at most $\xi(\Delta) \leq 3g + p - 3$.

Once this bound is established for the dimension of the tree-flats, the dimension bound for $\psi_F(\mathcal{M}_\infty)$ follows from the fact that dimension does not increase by taking finite unions of closed sets (see Theorem 2.12).

Taking Theorem 6.5 as the base case, we proceed by induction on the number of elements in F . We assume the inductive hypothesis: for any subset $G \subsetneq F$ and any $\Delta \in \mathcal{U}_G$ the set $\mathcal{T}_G(\Delta)$ is closed and has dimension at most $\xi(\Delta)$.

For each $\delta \in \Delta$, define $F_\delta = \{\sigma \in F : \sigma \subset \delta\}$. Note that for each $\sigma \in F_\delta$ one has $\pi_{\delta_i}(\partial\sigma_i) \neq \emptyset$, although as per the usual discussion, $\pi_\delta(\sigma)$ may still be empty if $\omega\text{-}\lim_i \frac{1}{i} d_{\mathcal{M}}(\pi_{\delta_i}(\partial\sigma_i), 0_{\delta_i}) = \infty$.

For each $\delta \in \Delta$ we let $P_\delta = \{\pi_\delta(\sigma) : \sigma \in F_\delta\}$, noting that $|P_\delta| \leq |F| < \infty$. The points $p \in P_\delta$ can be used to partition F_δ into finitely many disjoint sets $F_\delta(p) = \{\sigma \in F_\delta : \pi_\delta(\sigma) = p\}$.

Notice that if σ and σ' are disjoint then $\pi_\delta(\sigma) = \pi_\delta(\sigma')$. Thus each maximal collection of disjoint elements of F_δ lies together in the same $F_\delta(p)$.

We now consider $\psi_{F_\delta(p) \cup \{\delta\}}(\mathcal{M}_\infty)$ for some fixed δ and p . By definition, if $\psi_\delta(\mu) = p$ then $\psi_{F_\delta(p) \cup \{\delta\}} \in \{p\} \times \psi_{F_\delta(p)}(\mathcal{M}_\infty)$. By the inductive hypothesis, $\psi_{F_\delta(p)}(\mathcal{M}_\infty) \subset \cup_{\Lambda \in \mathcal{U}_{F_\delta(p)}} \mathcal{T}_{F_\delta(p)}(\Lambda)$.

Theorem 4.14 and Lemma 6.1 then imply that $\psi_{F_\delta(p) \cup \{\delta\}}(\mathcal{M}_\infty)$ is the union of $\{p\} \times \cup_{\Lambda \in \mathcal{U}_{F_\delta(p)}} \mathcal{T}_{F_\delta(p)}(\Lambda)$ and the graph of a locally constant function with domain $T_\delta \setminus \{p\}$ and range $\cup_{\Lambda \in \mathcal{U}_{F_\delta(p)}} \mathcal{T}_{F_\delta(p)}(\Lambda)$.

Define $X_p = \cup_{\Lambda \in \mathcal{U}_{F_\delta(p)}} \mathcal{T}_{F_\delta(p)}(\Lambda) \subset \prod_{\sigma \in F_\delta(p)} T_\sigma$. By the inductive hypothesis, it follows that this set is closed and by Lemma 6.2 has $\dim(X_p) = \max_{\Lambda \in \mathcal{U}_{F_\delta(p)}} \xi(\Lambda) \leq \xi(\delta)$.

Lemma 6.1 implies that for any $p' \neq p$, any point $\mu \in \mathcal{M}_\infty$ with $\pi_{F_\delta(p) \cup \{\delta\}}(\mu) \in X_p$, and any $\sigma \in F_\delta(p')$ we have $\pi_\sigma(\mu) = \pi_{\delta \rightarrow \sigma}(p)$. Accordingly we now define the following subset of $\prod_{\sigma \in F_\delta \cup \{\delta\}} T_\sigma$,

$$\widehat{X}_p = \{p\} \times \prod_{\sigma \in F_\delta \setminus F_\delta(p)} \pi_{\delta \rightarrow \sigma}(p) \times X_p$$

We thus obtain that $\psi_{F_\delta \cup \{\delta\}}(\mathcal{M}_\infty)$ is contained in the set:

$$(10) \quad \text{Graph} \left(f : T_\delta \setminus P \rightarrow \prod_{p \in P_\delta} X_p \right) \cup \bigcup_{p \in P} \widehat{X}_p,$$

where as above, the function f is locally constant. Since Λ is a collection of disjoint elements of Seq nested inside δ , by the properties of $\bar{\xi}$ enumerated in Lemma 6.2, we have $\bar{\xi}(\Lambda) \leq \bar{\xi}(\delta)$. Thus the above set is the union of two sets: one with dimension 1 (the graph over a tree) and the other closed with dimension at most $\bar{\xi}(\delta)$, the second dimension bound comes from Theorem 2.11 (Dimension is subadditive) and the fact that dimension can not increase by taking finite unions of closed sets with uniformly bounded dimension (Theorem 2.12). Thus the set described on line 10 has dimension at most $\bar{\xi}(\delta)$. This set is also closed, since the limit points of the graph are precisely the other set that we union it with.

Since Δ is maximal, any $\sigma \notin \Delta \cup_{\delta \in \Delta} F_\delta$ must overlap with Δ , thus we now see that $\mathcal{T}_F(\Delta)$ is given by

$$\prod_{\sigma \in F \setminus (\Delta \cup_{\delta \in \Delta} F_\delta)} (\pi_\sigma(\Delta)) \times \prod_{\delta \in \Delta} \psi_{F_\delta \cup \{\delta\}}(\mathcal{M}_\infty).$$

This tree-flat is homeomorphic to $\prod_{\delta \in \Delta} \psi_{F_\delta \cup \{\delta\}}(\mathcal{M}_\infty)$. By the above we know that for each $\delta \in \Delta$, we have $\dim(\psi_{F_\delta \cup \{\delta\}}(\mathcal{M}_\infty)) \leq \bar{\xi}(\delta)$. Since Proposition 6.2 proved that $\sum_{\delta \in \Delta} \bar{\xi}(\delta) = \bar{\xi}(\Delta)$, using Theorem 2.11, we have

$$\dim(\mathcal{T}_F(\Delta)) \leq \sum_{\delta \in \Delta} (\dim(\psi_{F_\delta \cup \{\delta\}}(\mathcal{M}_\infty))) \leq \sum_{\delta \in \Delta} \bar{\xi}(\delta) = \bar{\xi}(\Delta).$$

This proves the desired dimension bound for each tree-flat. Since $\psi_F(\mathcal{M}_\infty)$ is a finite union of tree-flats, each of which is closed and has dimension at most $\bar{\xi}(S) = 3g + p - 3$, the theorem now follows from Theorem 2.12. \square

In the remainder of this section, we show that the dimension bound on $\psi_F(\mathcal{M}_\infty)$ from Theorem 6.6 is useful in the study of \mathcal{M}_∞ . We first remind the reader of a very general phenomenon.

Lemma 6.7. *Fix a continuous embedding $\phi : X \rightarrow (\prod_{\gamma \in \Gamma} T_\gamma, 0, l^1)$, where X is a compact and separable metric space, T_γ are metric spaces, and Γ is an index set of arbitrary infinite cardinality. For any $\epsilon > 0$ there exists a finite set $M(\epsilon) \subset \Gamma$ so that $\phi_{M(\epsilon)} : X \rightarrow \prod_{i \in M(\epsilon)} T_i$ is an ϵ -mapping.*

Proof: For two points $a, b \in \prod_{\gamma \in \Gamma} T_\gamma$ we use the notation $d_\gamma(a, b)$ to denote the distance between a and b in the T_γ coordinate. Since we are using the l^1 metric, for any pair of points $a, b \in \prod_{\gamma \in \Gamma} T_\gamma$ we have

$$d_{\prod_{\gamma \in \Gamma} T_\gamma}(a, b) = \sum_{\gamma \in \Gamma} d_\gamma(a, b).$$

Since $\phi^{-1} : \phi(X) \rightarrow X$ is a continuous function on a compact set, it is uniformly continuous. Thus, for each $\epsilon > 0$ there exists $\epsilon' > 0$, such that $d_{\prod_{\gamma \in \Gamma} T_\gamma}(a, b) < \epsilon'$ implies $d_X(\phi^{-1}(a), \phi^{-1}(b)) < \epsilon$.

For each $q \in \phi(X)$ and any $\epsilon' > 0$, $\sum_{\gamma \in \Gamma} d_\gamma(0, q) < \infty$ implies that there exists a finite set $M_q \subset \Gamma$ for which $\sum_{\gamma \notin M_q} d_\gamma(0, q) < \frac{\epsilon'}{4}$. Letting $N(q)$ be the $\frac{\epsilon'}{4}$ neighborhood of q , we see that for each $q' \in N(q)$ one has $\sum_{\gamma \notin M_q} d_\gamma(0, q') < \frac{\epsilon'}{2}$. Compactness of X implies that there exists a finite collection of points $Q \subset \phi(X)$ so that $\cup_{q \in Q} N(q)$ cover $\phi(X)$. Taking $M = \cup_{q \in Q} M_q$ we have that each $x \in X$ has $\sum_{\gamma \notin M} d_\gamma(0, \phi(x)) < \frac{\epsilon'}{2}$ and moreover for each $x, y \in X$ we have

$\sum_{\gamma \notin M} d_\gamma(\phi(y), \phi(x)) < \epsilon'$. Thus for each point $z \in \prod_{\gamma \in M} T_\gamma$ we have that the set of points in $\phi(X)$ which agree with z in their projection to $\prod_{\gamma \in M} T_\gamma$ has diameter less than ϵ' . Thus the uniform continuity mentioned above implies that any pair of points in this set have $d_X(x, y) < \epsilon$, and thus for each $z \in \prod_{\gamma \in M} T_\gamma$ we have $\text{diam}_X(\phi_M^{-1}(z)) < \epsilon$, i.e. ϕ_M is an ϵ -mapping. \square

An appeal to some standard dimension theory then leads us to the following result in the direction of Conjecture 6.10.

Theorem 6.8. *Let X be a compact separable subset of $\mathcal{M}_\infty(S)$. If ψ restricted to X is bi-Lipschitz, then $\dim(X) \leq 3g + p - 3$.*

Proof: Since X is compact and separable, Lemma 6.7 shows that for each $\epsilon > 0$ there exists a constant $M(\epsilon) \in \mathbb{N}$ for which ψ induces an ϵ -mapping from X into $\prod_{i=1}^{M(\epsilon)} T_i$, note that this is the map $\psi_{M(\epsilon)}$. In Theorem 6.6 we proved that $\dim(\psi_{M(\epsilon)}(\mathcal{M}_\infty)) \leq 3g + p - 3$.

Taking a sequence of positive real numbers $\epsilon \rightarrow 0$, we obtain a sequence of ϵ -mappings of X into spaces with dimension $\leq 3g + p - 3$. Proposition 2.14 then implies that $\dim(X) \leq 3g + p - 3$. \square

At this point it is worth mentioning a speculation on the importance of what we have just shown. We feel the following is a reasonable conjecture concerning quasiflats in the mapping class group.

Conjecture 6.9. *On each quasiflat in $\mathcal{M}(S_{g,p})$ of rank $\geq 3g + p - 3$ the map ψ restricts to a bi-Lipschitz embedding from the asymptotic cone over this set into $\prod_{\alpha \in \text{Seq}} T_\alpha$.*

Recall that if we fix a quasi-isometric embedding $\widehat{\Phi} : \mathbb{R}^n \hookrightarrow \mathcal{M}$ this induces a bi-Lipschitz embedding $\phi : \mathbb{R}^n \hookrightarrow \mathcal{M}_\infty$. Also note that a bi-Lipschitz embedding is in particular a topological embedding. These observations and Theorem 6.8 show that an affirmative resolution of Conjecture 6.9 would imply the following conjecture for the mapping class group, as stated by [BrF]:

Conjecture 6.10. (Rank Conjecture for MCG). *$\mathcal{M}(S)$ admits quasi-isometric embeddings of \mathbb{R}^n if and only if $n \leq 3g + p - 3$.*

The “if” direction of the conjecture has already been established, since Dehn twists along a maximal collection of simple closed curves yield a quasi-isometric embedding of \mathbb{R}^{3g+p-3} into \mathcal{M} . This fact was first proven for punctured surfaces in [Mo], then in full generality in [FLM]. We remark that it also follows directly by applying Theorem 3.18 (the analogous argument to produce lower bounds on the geometric rank of the pants complex has been written out explicitly in [BrF]).

Also relevant is the Rank Conjecture for the Weil-Petersson metric on Teichmüller space:

Conjecture 6.11. *Teichmüller space with the Weil-Petersson metric admits quasi-isometric embeddings of \mathbb{R}^n if and only if $n \leq g - 1 + \lfloor \frac{g+p}{2} \rfloor$.*

A proof of this could follow much the same argument as for the mapping class group. The main difference is that instead of using Theorem 3.18 to estimate distances in the marking complex by sums of projections in the curve complex

one should use Theorem 3.23, its variant for the pants complex. Theorem 3.23 differs from Theorem 3.18 in that instead of summing over all sufficiently large subsurface projection distances, we only sum over those large distances which occur in curve complexes of non-annular subsurface. This then produces an ‘almost’ quasi-isometric embedding into the product of all curve complexes of non-annular subsurfaces of S . Again this ‘almost’ quasi-isometry induces a Lipschitz map from the $\text{Cone}_\infty(\mathcal{P})$ into a product of trees. The topological count of how many such subsurfaces of S can be simultaneously disjoint shows the rank of a maximal tree-flat is $g - 1 + \lfloor \frac{g+p}{2} \rfloor$ instead of the $3g - 3 + p$ one obtains for the mapping class group. Thereby providing an upper bound for the dimension of subsets of the asymptotic cone on which this map is bi-Lipschitz.

6.4. A Stratification of \mathcal{M}_∞ . Before explaining why ψ fails to induce a bi-Lipschitz embedding from \mathcal{M}_∞ into $\prod_{\alpha \in \text{Seq}} T_\alpha$, we will first examine some subsets of \mathcal{M}_∞ on which the restriction of ψ is a bi-Lipschitz embedding onto its image.

Example 6.12. Since \mathcal{M} is equipped with a basepoint 0, for any element $\mu = \langle \mu_i \rangle \in \mathcal{M}_\infty$ and each $\alpha \in \text{Seq}$ we can consider the growth of $d_{\alpha_i}(\mu_i, 0)$ as $i \rightarrow \infty$. Consider the subset $L_{C,C'} \subset \mathcal{M}_\infty$ consisting of those μ for which $|\{Y \subset S : d_Y(\mu_i, 0) > C\}| < C'$ for all $i \in \mathbb{N}$. The set $L_{C,C'}$ provides an example of a subset of \mathcal{M}_∞ on which ψ is bi-Lipschitz. This observation is a consequence of the fact that ultralimits commute with finite products (compare Proposition 2.9).

The next example generalizes the one above.

Example 6.13. Recall, $d_{\mathcal{M}_\infty}(\mu, \nu)$ is defined as $\omega\text{-}\lim_i \frac{1}{i}(\mu_i, \nu_i)$, which by Theorem 3.18 is estimated (up to a bounded multiplicative error, K , which depends on T) by $\sum_{\substack{Y \subset S \\ d_Y(\mu_i, \nu_i) > T}} d_Y(\mu_i, \nu_i)$, for a constant T chosen sufficiently large. In a

similar vein to the above example, one can consider L_{linear} to be the maximal subset of \mathcal{M}_∞ containing 0 for which any pair of points $\mu, \nu \in L_{\text{linear}}$ satisfy $d_{\mathcal{M}_\infty}(\mu, \nu) = K \sum_{\alpha \in \text{Seq}} \omega\text{-}\lim_i \frac{1}{i} d_{\alpha_i}(\mu_i, \nu_i)$.

This clearly generalizes the previous example which is the subset of L_{linear} with only finitely many non-zero terms in the sum. It is tautological that this subset of the asymptotic cone bi-Lipschitz embeds into $\prod_{\alpha \in \text{Seq}} T_\alpha$. More importantly though, as we discuss in more detail below, this example indicates a way in which the asymptotic cone may fail to embed into $\prod_{\alpha \in \text{Seq}} T_\alpha$.

The second example suggests that ψ is not a bi-Lipschitz embedding on all of \mathcal{M}_∞ because there are sequences of mapping class elements whose distance grows linearly in the marking complex, but in the curve complex of each subsurface they differ by an amount that grows sublinearly. Indeed, such examples can be produced even in the case of the torus. We now sketch a construction of one such example which for concreteness we give on the once punctured torus; generalizations of this to an arbitrary surface can readily be seen.

Example 6.14. Let $S = S_{1,1}$ and fix a marking $I \in \mathcal{M}$ with base curve γ_0 and transverse curve $t_0(0)$. As discussed in section 3.2 there are two elementary moves in $\mathcal{M}(S)$: twist and flip, denoted W and F , respectively.

The following makes sense for $n \in \{n : n = k^2 \text{ for some } k \in \mathbb{N}\}$. If we let ω be an ultrafilter for which $\{n : n = k^2 \text{ for some } k \in \mathbb{N}\} \in \omega$, then an argument which

works for such integers is all we need to draw conclusions concerning $\text{Cone}_\omega \mathcal{M}$. For ease of notation, we suppress this technicality from further mention.

For each $n \in \mathbb{N}$ consider the mapping class given by $(F \circ W^{\sqrt{n}})^{\sqrt{n}}$. We think of this map as being factored into \sqrt{n} iterations of $F \circ W^{\sqrt{n}}$: where $W^{\sqrt{n}}$ fixes the previous base annuli γ_i and changes $t_i(j)$ to $t_i(j+1)$, whereas F changes γ_i to γ_{i+1} and renames the transversal to $t_{i+1}(0)$. For simplicity of notation we refer to the marking given by $(F \circ W^{\sqrt{n}})^{\sqrt{n}}(I)$ as T_n .

Since $\mathcal{M}(S_{1,1})$ is the Farey graph, one may verify that when $n > 2$ there is a hierarchy from I to T_n whose only large domains are the γ_i and the surface S . Moreover, $d_{\gamma_i}(t_i(0), t_i(\sqrt{n})) = \sqrt{n} - 1$ and $d_{\mathcal{C}(S)}(I, T_n) = \sqrt{n}$. Thus by Theorem 3.18 we have that up to some quasi-isometry constants which are independent of n and which we omit from this discussion: $d_{\mathcal{M}(S)}(I, T_n) = \sqrt{n} + \sqrt{n} \cdot (\sqrt{n} - 1)$. Then, taking the asymptotic cone of the mapping class group based at I , we have

$$d_{\mathcal{M}_\infty}(\langle T_n \rangle, \langle I \rangle) = \omega\text{-}\lim_n \frac{\sqrt{n} \cdot \sqrt{n}}{n} = 1.$$

But, $d_{\mathcal{C}(S)}(I, T_n) = \sqrt{n} = d_{\mathcal{C}(\gamma_i)}(I, T_n) + 1$ and since these are the only large domains in the hierarchy from I to T_n , the distance between I and T_n is uniformly bounded in the curve complex of any other subsurface. From this it follows that for any $\alpha \in \text{Seq}$ we have

$$\omega\text{-}\lim_i \frac{1}{i} d_{\mathcal{C}(\alpha_i)}(I, T_n) = 0.$$

Thus we have constructed an example of two points $\langle T_n \rangle, \langle I \rangle \in \mathcal{M}_\infty$ which are distance one in \mathcal{M}_∞ , but which are identified in $\prod_{\alpha \in \text{Seq}} T_\alpha$.

The previous two examples indicate a dichotomy between points in the asymptotic cone corresponding to sequences of markings where the distance is completely given by linear growth in curve complex distance for certain sequences of subsurfaces versus sequences of markings with sublinear growth in every sequence of curve complexes. The following definition isolates the key aspect of this phenomenon.

Given any subsurface $Z \subset S$, we define a projection $\pi_{\mathcal{M}(Z)} : \mathcal{M}(S) \rightarrow 2^{\mathcal{M}(Z)}$, which sends elements of $\mathcal{M}(S)$ to subsets of $\mathcal{M}(Z)$. Given any $\mu \in \mathcal{M}(S)$ we build a marking on Z in the following way. Choose an element $\gamma_1 \in \pi_Z(\mu)$, and then recursively choose γ_n from $\pi_{Z \setminus \cup_{i < n} \gamma_i}(\mu)$, for each $n \leq \xi(Z)$. Now take these γ_i to be the base curves of a marking on Z . For each γ_i we define its transversal $t(\gamma_i)$ to be $\pi_{\gamma_i}(\mu)$. This process yields a complete marking on Z , since there are $\xi(Z)$ base curves and each has a transversal; work of Masur and Minsky [MM2, Lemma 2.4] shows that any complete marking uniquely defines a finite subset of complete clean markings of diameter at most 6. Thus this construction yields a bounded diameter subset of $\mathcal{M}(Z)$, but arbitrary choices in choosing the γ_i were made along the way; we define $\pi_{\mathcal{M}(Z)}(\mu)$ to be the union of all possible markings built following this process, in the following lemma we show that this set has bounded diameter.

Lemma 6.15. *There exist a uniform bound depending only on S , which bounds the diameter of $\text{diam}_{\mathcal{M}(Z)}(\pi_{\mathcal{M}(Z)}(\mu))$ for any $\mu \in \mathcal{M}(S)$ and $Z \subset S$.*

Proof: Fix $\mu \in \mathcal{M}(S)$, $Z \subset S$, and $\nu, \nu' \in \pi_{\mathcal{M}(Z)}(\mu)$. It suffices to consider ν with base curves, γ_i , and transversals, $\pi_{\gamma_i}(\mu)$, as given above since [MM2, Lemma 2.4] implies that each such complete marking has a bounded diameter subset of $\mathcal{M}(Z)$ associated with it (similarly for ν'). We consider the projections of ν into $\mathcal{C}(Y)$ for

each $Y \subseteq Z$ and show that the image under these projections are close to $\pi_Y(\mu)$. We proceed inductively, by considering the smallest i for which $\pi_Y(\gamma_i) \neq \emptyset$.

If $i = 1$, then since $d_{\mathcal{C}(Z)}(\gamma_1, \mu) \leq 1$, Lemma 3.4 (Lipschitz projection) implies that $d_{\mathcal{C}(Y)}(\gamma_1, \mu) \leq 3$ for any $Y \subset Z$. Thus we obtain $d_{\mathcal{C}(Y)}(\nu, \mu) \leq 3$.

We now assume the inductive hypothesis that for a fixed n we have $d_{\mathcal{C}(Y)}(\nu, \mu) \leq 3$ for all $Y \subset Z$ with $\pi_Y(\gamma_i) \neq \emptyset$ for some $i < n$. Our goal is to show that if n is the smallest index of a curve $\gamma_n \in \text{base}(\nu)$ with $\pi_Y(\gamma_n) \neq \emptyset$, then $d_{\mathcal{C}(Y)}(\nu, \mu) \leq 3$. Since $\gamma_i \cap Y = \emptyset$ when $i < n$, we have $d_{\mathcal{C}'(Y)}(\pi'_Y(\mu), \pi'_Y(\gamma_n)) \leq 1$. Thus by Lemma 3.4 we have $d_{\mathcal{C}(Y)}(\pi_Y(\mu), \pi_Y(\gamma_n)) \leq 3$, and hence $d_Y(\mu, \nu) \leq 3$. Thus for any surface $Y \subset Z$ with $\pi_Y(\text{base}(\nu)) \neq \emptyset$ we have $d_Y(\mu, \nu) \leq 3$.

It remains to deal with the case where Y is an annulus with base curve $\gamma \in \text{base}(\nu)$, but here it follows from the definition of $\pi_{\mathcal{M}(Z)}(\mu)$ that $\pi_Y(\mu) = \pi_Y(\nu)$, thereby proving that for any $\nu \in \pi_{\mathcal{M}(Z)}(\mu)$ and any $Y \subset Z$ we have $d_Y(\mu, \nu) \leq 3$. This implies that and any $Y \subset Z$ we have $\text{diam}_Y(\nu, \nu') \leq 9$.

Now, Theorem 3.18 shows that $d_{\mathcal{M}(Z)}(\nu, \nu') \sim \sum_{\substack{Y \subset Z \\ d_Y(\mu, \nu) > t}} d_Y(\nu, \nu')$, but we just showed that when the threshold is taken larger than 9 then the sum on the right side is zero. Thus if we choose a threshold $t > 9$ in Theorem 3.18, then $d_{\mathcal{M}(Z)}(\nu, \nu')$ is bounded by the additive quasi-isometry constant in the conclusion of that theorem. \square

As in the case of the maps π_Z , we abbreviate $d_{\mathcal{M}(Z)}(\pi_{\mathcal{M}(Z)}(\mu_i), \pi_{\mathcal{M}(Z)}(\nu_i))$ by writing $d_{\mathcal{M}(Z)}(\mu_i, \nu_i)$.

Definition 6.16. Define a pair of points (μ, ν) in $\mathcal{M}_\infty(S) \times \mathcal{M}_\infty(S)$ to be *sublinear of the k^{th} order* if:

$$\omega\text{-}\lim_i \frac{\sup\{d_{\mathcal{M}(Z)}(\mu_i, \nu_i) : Z \subset S \text{ with } \xi(Z) < \xi(S) - k\}}{i} = 0.$$

For our fixed basepoint $0 \in \mathcal{M}(S)$, let F_k denote the set of ν such that the pair $(0, \nu)$ is sublinear of the k^{th} order. We use the term *strongly sublinear* to refer to the elements of F_0 .

In this notation Example 6.14 shows that $|F_0| > 1$. Then since ψ maps each point of F_0 to the basepoint of $\prod_{\alpha \in \text{Seq}} T_\alpha$ we have the following.

Proposition 6.17. $\psi : \mathcal{M}_\infty \rightarrow \prod_{\alpha \in \text{Seq}} T_\alpha$ is not an embedding.

This notion of degrees of sublinearity provides an interesting stratification of \mathcal{M}_∞ ; Theorems 6.18 and Corollary 6.21 are examples of how this stratification provides information about the mapping class group.

In Chapter 5 we used projections from $\mathcal{M}(S)$ to hierarchy paths and showed that these maps had a strong contraction property. In fact, these maps were sufficiently contracting so that for each hierarchy path, in the asymptotic cone we obtained a locally constant map from $\mathcal{M}_\infty(S)$ to a bi-Lipschitz path. From this we concluded that in the low complexity cases $\mathcal{M}_\infty(S)$ is an \mathbb{R} -tree. This argument relied heavily on the fact that these surfaces had low topological complexity, nonetheless we extend the essential parts of that argument to surfaces of arbitrary complexity. In so doing, the following result shows that bi-Lipschitz flats in \mathcal{M}_∞ intersects F_0 in a very simple way. This answers and extends Conjecture 6.4.6 of [B], see the next subsection for some topological corollaries and a discussion of other applications.

Theorem 6.18. F_0 satisfies the following properties:

1. F_0 is geodesically convex.
2. Any distinct pair of points in F_0 are connected by a unique path in \mathcal{M}_∞ . In particular, F_0 is an \mathbb{R} -tree.
3. In \mathcal{M}_∞ , any bi-Lipschitz flat of rank larger than one intersects F_0 in at most one point.

Before proving this theorem we establish some notation and provide a lemma which we shall need in the proof.

Similar to in Chapter 5, for a hierarchy G we define the *large domains* of G as:

$$\mathcal{G}_G = \{Y \subseteq S : d_Y(I(G), T(G)) > 3M\}.$$

Also, we define the *initial large domains* by:

$$I_G = \{Y \in \mathcal{G}_G : \text{Each } Y' \in \mathcal{G} \text{ which overlaps } Y \text{ has } Y \prec_t Y'\}.$$

From finiteness of \mathcal{G} it follows $I \neq \emptyset$; since any two domains of I_G are disjoint or nested there is a bound on $|I_G|$ depending only on the topological type of S .

Lemma 6.19. If $Y' \in \mathcal{G}_G \setminus I_G$ then there exists $Y \in I_G$ such that Y' overlaps Y .

Proof: Letting $Y' \notin I_G$, then there must exist a domain $Y_1 \in \mathcal{G}_G$ which overlaps Y' and for which $Y_1 \prec_t Y'$. Either $Y_1 \in I_G$ in which case we are finished, or we can find a surface $Y_2 \in \mathcal{G}_G$ which overlaps Y_1 and for which $Y_2 \prec_t Y_1$. Since $Y_1 \in \mathcal{G}$, Theorem 3.17 implies that $d_{Y_1}(\partial Y', \partial Y_2) > M$ and thus Y' must overlap Y_2 . Repeating this process finitely many times (since \mathcal{G}_G is finite) yields a sequence $Y \prec_t \dots \prec_t Y_2 \prec_t Y_1 \prec_t Y'$ with $Y \in I_G$ and Y overlapping Y' . \square

We now proceed to the proof of Theorem 6.18.

Proof: Fix two points $x = \langle x_i \rangle, y = \langle y_i \rangle \in F_0$. Fix a hierarchy H_i connecting x_i to y_i and let $[x_i, y_i]$ denote the corresponding hierarchy path between them. We write $[x, y]$ to denote the bi-Lipschitz path in $\mathcal{M}_\infty(S)$ obtained by taking an ultralimit of these quasi-geodesic paths.

(1). We will now show that every point of $[x, y]$ is in F_0 . By the definition of F_0 , for every $\langle \alpha_n \rangle \in \text{Seq} \setminus \langle S \rangle$ we have

$$\omega\text{-}\lim_{n \rightarrow \infty} \frac{1}{n} d_{\mathcal{M}(\alpha_n)}(x_n, 0) = 0 = \omega\text{-}\lim_{n \rightarrow \infty} \frac{1}{n} d_{\mathcal{M}(\alpha_n)}(y_n, 0).$$

Thus for each $\langle \alpha_n \rangle \in \text{Seq} \setminus \langle S \rangle$ and for ω -almost every n , we have

$$(11) \quad \omega\text{-}\lim_{n \rightarrow \infty} \frac{1}{n} d_{\mathcal{M}(\alpha_n)}(x_n, y_n) = 0.$$

We note the following useful property of hierarchy paths: if $[\mu, \nu]$ is a hierarchy path from μ to ν and $\rho \in [\mu, \nu]$, then for all $Y \subsetneq S$ one has $d_{\mathcal{C}(Y)}(\nu, \rho) \leq d_{\mathcal{C}(Y)}(\nu, \mu) + 3M$ (where M is the constant of Theorem 4.3, depending only on S). Invoking Theorem 3.18 and Lemma 6.15 this implies that $d_{\mathcal{M}(Y)}(\nu, \rho) < K d_{\mathcal{M}(Y)}(\nu, \mu) + C$, for some constants K and C which depend only on S .

By definition of the asymptotic cone, if $\langle w_n \rangle \in [x, y]$, then for an ω -large subsequence of indices the distances $d_{\mathcal{M}(S)}(w_n, [x_n, y_n])$ grow sublinearly; as a consequence of the previous paragraph we see that for any $\langle w_n \rangle \in [x, y]$ and any $\langle \alpha_n \rangle \in \text{Seq} \setminus \langle S \rangle$ we have $d_{\mathcal{M}(\alpha_n)}(w_n, y_n) \leq K d_{\mathcal{M}(\alpha_n)}(x_n, y_n) + C$ for ω -almost every n . Together with equation 11 this implies that for any $\langle \alpha_n \rangle \in \text{Seq} \setminus \langle S \rangle$ we

have $\omega\text{-}\lim_{n \rightarrow \infty} \frac{1}{n} d_{\mathcal{M}(\alpha_n)}(y_n, w_n) = 0$. Namely, we have shown that $[x, y] \subset F_0$, i.e., F_0 is geodesically convex.

(2). This argument follows the general outline used to prove Theorem 5.6. Consider the family \mathcal{H} consisting of ultralimits of rescaled hierarchy paths connecting pairs of points in F_0 . We shall show that for any $x, y \in F_0$ and any path $[x, y] \in \mathcal{H}$ there is a continuous map $\Phi : \mathcal{M}_\infty(S) \rightarrow [x, y]$ such that:

1. $\Phi|_{[x, y]}$ is the identity
2. Φ is locally constant outside $[x, y]$.

Once this is established Theorem 5.7, which we previously used in conjunction with Lemma 5.6 to prove Theorem 5.1, implies that F_0 is an \mathbb{R} -tree. The two key differences between this argument and that of Lemma 5.6 are in the way in which the map Φ is constructed and then the proof that this map is locally constant—since the present construction of Φ works for surfaces of arbitrary complexity we must rely on strong sublinearity for both these steps. Similar to the construction of Φ in Section 5, we define our projection by considering a sequence of hierarchies and maps to subsets of their slices and then perform a limiting procedure.

(Φ is well-defined). Fix $\mu \in \mathcal{M}_\infty$ and let $g_{H_i} \subset \mathcal{C}(S)$ denote the main geodesic of H_i . By δ -hyperbolicity of $\mathcal{C}(S)$, *a la* Lemma 2.3, the closest point projection of $\pi_S(\mu_i)$ to g_{H_i} determines a subset $C_{\mu_i} \subset g_{H_i}$ whose diameter is uniformly bounded by a constant $K(\delta)$, which depends only on the δ -hyperbolicity constant of $\mathcal{C}(S)$. Define $\widehat{\Phi}(\mu_i)$ to be the set of all marking in $[x_i, y_i]$ whose base curves include any element $\gamma \in C_{\mu_i}$ and which in $S \setminus \gamma$ are given by an element of $\pi_{\mathcal{M}(S \setminus \gamma)}(\mu_i)$.

Given any element $\gamma \in C_{\mu_i}$, by strong sublinearity there are at most $o(i)$ elements of $\mathcal{C}(\gamma)$ which appear as transverse curves to γ in some marking of H_i . Further, by Lemma 6.15 the set $\pi_{\mathcal{M}(S \setminus \gamma)}(\mu_i)$ is of uniformly bounded diameter, so each element of C_{μ_i} is an element of a uniformly bounded diameter set of markings in $\widehat{\Phi}(\mu_i)$. Then, since $\text{diam}_{\mathcal{C}(S)}(C_{\mu_i})$ is uniformly bounded, we have that $\text{diam}(\widehat{\Phi}(\mu_i))$ grows as $\text{diam}_{\mathcal{M}(S \setminus \gamma)}(\mu_i) \cdot \text{diam}_{\mathcal{C}(S)}(C_{\mu_i}) \cdot o(i)$ and thus $\text{diam}(\widehat{\Phi}(\mu_i)) = o(i)$; in particular, this implies that $\langle \widehat{\Phi}(\mu_i) \rangle$ is a point in \mathcal{M}_∞ . Thus, we obtain a map which we call

$$\Phi : \mathcal{M}_\infty \rightarrow [x, y],$$

given by $\Phi : \langle \mu_i \rangle \rightarrow \omega\text{-}\lim \widehat{\Phi}(\mu_i)$. This map is easily seen to restrict to the identity map on $[x, y]$.

(Φ is locally constant off $[x, y]$). Fix a point $\mu \in \mathcal{M}_\infty(S) \setminus [x, y]$ and a point $\mu' \in \mathcal{M}_\infty(S)$ with $d(\mu, \mu') < c \cdot d(\mu, \Phi(\mu))$ for a positive constant c , depending only on the topological type of S , to be determined by the following argument. We want to show that for any such pair one obtains $\Phi(\mu) = \Phi(\mu')$.

Fix a representative for $\mu = \langle \mu_i \rangle$ and for each i consider a hierarchy G_i whose initial marking is a point of $\widehat{\Phi}(\mu_i)$ and with terminal marking μ_i —this involves an arbitrary choice of element of $\widehat{\Phi}(\mu_i)$, but since $\text{diam}(\widehat{\Phi}(\mu_i))$ grows sublinearly any choices here yield the same point in the asymptotic cone. As usual, g_{G_i} will denote the main geodesic of G_i .

Case (i). ($|g_G| > \frac{1}{2}d(\mu, \Phi(\mu))$). For now we assume that for ω -almost every i the length of g_{G_i} is larger than $\frac{1}{2}d_{\mathcal{M}(S)}(\mu_i, \widehat{\Phi}(\mu_i))$.

In [MM2] it is shown that elementary moves in the marking complex move at speed at most 4 in $\mathcal{C}(S)$, thus $d_{\mathcal{C}(S)} \leq 4d_{\mathcal{M}(S)}$. We now choose $c < \frac{1}{16}$. The δ -hyperbolicity of $\mathcal{C}(S)$ implies that any geodesic triangle in $\mathcal{C}(S)$ between $\pi_{\mathcal{C}(S)}(\mu_i)$, $\pi_{\mathcal{C}(S)}(\widehat{\Phi}(\mu_i))$, and $\pi_{\mathcal{C}(S)}(\mu'_i)$ (taking the geodesic g_{G_i} as one of the sides) is δ -thin. Note that

$$|g_{G_i}| - d_{\mathcal{C}(S)}(\mu_i, \mu'_i) \geq |g_{G_i}| - 4d_{\mathcal{M}(S)}(\mu_i, \mu'_i) \geq \frac{1}{4}d_{\mathcal{M}(S)}(\mu_i, \widehat{\Phi}(\mu_i)),$$

and since $\omega\text{-}\lim d_{\mathcal{M}(S)}(\mu_i, \widehat{\Phi}(\mu_i)) = \infty$, the inequality $\frac{1}{4}d_{\mathcal{M}(S)}(\mu_i, \widehat{\Phi}(\mu_i)) > 4\delta$ holds for all sufficiently large i . Thus, for ω -almost every i , any $\mathcal{C}(S)$ geodesic from $\pi_{\mathcal{C}(S)}(\widehat{\Phi}(\mu_i))$ to $\pi_{\mathcal{C}(S)}(\mu'_i)$ must have an initial segment of size at least 3δ which lies in the δ -neighborhood of g_{G_i} . In particular, if ρ is a point on g_{G_i} with $d_{\mathcal{C}(S)}(\widehat{\Phi}(\mu_i), \rho) = 3\delta$, then on any geodesic from $\pi_{\mathcal{C}(S)}(\Phi(\mu_i))$ to $\pi_{\mathcal{C}(S)}(\mu')$ there exists a point ρ' with $d_{\mathcal{C}(S)}(\rho, \rho') < \delta$.

Now, fix a geodesic triangle in $\mathcal{C}(S)$ connecting $\pi_{\mathcal{C}(S)}(\mu')$, $\pi_{\mathcal{C}(S)}(\Phi(\mu_i))$, and $\pi_{\mathcal{C}(S)}(\Phi(\mu'_i))$ (where the geodesic between $\pi_{\mathcal{C}(S)}(\Phi(\mu_i))$ and $\pi_{\mathcal{C}(S)}(\Phi(\mu'_i))$ is part of the main geodesic of H_i) and let ρ and ρ' be as given in the previous paragraph. The δ -thinness of this triangle shows that ρ' must be within δ of either the main geodesic of H_i or the geodesic between $\pi_{\mathcal{C}(S)}(\Phi(\mu'_i))$ and $\pi_{\mathcal{C}(S)}(\mu')$. The point ρ' cannot be within δ of the main geodesic of H_i , since this would violate our definition of $\Phi(\mu_i)$ which was built in a way which minimized $d_{\mathcal{C}(S)}(\Phi(\mu_i), \mu_i)$. Thus ρ' is within δ of a point ρ'' on the geodesic between $\pi_{\mathcal{C}(S)}(\Phi(\mu'_i))$ and $\pi_{\mathcal{C}(S)}(\mu'_i)$. Since $d_{\mathcal{C}(S)}(\rho'', \Phi(\mu_i)) < 5\delta$ and $\pi_{\mathcal{C}(S)}(\Phi(\mu'_i))$ is a closest point to the main geodesic of H_i , we have that $d_{\mathcal{C}(S)}(\rho'', \Phi(\mu'_i)) < 5\delta$, in particular we obtain a bound on $d_{\mathcal{C}(S)}(\Phi(\mu_i), \Phi(\mu'_i))$. Thus, by Lemma 2.3 there is a bound on $\text{diam}_{\mathcal{C}(S)}(C_{\mu_i} \cup C_{\mu'_i})$ depending only on δ . The argument given to prove Φ is well-defined applies here to show that $\Phi(\mu) = \Phi(\mu')$. This completes the argument for case (i).

Case (ii). ($|g_G| \leq \frac{1}{2}d(\mu, \Phi(\mu))$). We henceforth assume that for ω -almost every i the length of g_{G_i} is at most $\frac{1}{2}d_{\mathcal{M}(S)}(\mu_i, \Phi(\mu_i))$. This implies that for ω -almost every i , any hierarchy between μ_i and $\Phi(\mu_i)$ must have a domain $Y \subsetneq S$ for which $d_Y(\mu_i, \Phi(\mu_i)) > 4M$, where M is the constant given by Theorem 4.3. Denote by $\mu_i = \mu_{i,0}, \mu_{i,1}, \mu_{i,2}, \dots, \mu_{i,k} = \mu'_i$ an elementary move sequence in $\mathcal{M}(S)$ with $k < cd(\mu, \Phi(\mu))$.

For any surface $Y \subsetneq S$, define

$$J_{i,Y} = \{j \in [0, k] : d_Y(\mu_{i,j}, \mu_i) > 4M \text{ and } d_Y(\mu_{i,j}, \mu'_i) > 4M\}.$$

Suppose $j \in J_{i,Y}$, $k \in J_{i,Z}$, and $Y, Z \subsetneq S$ overlap. Then, Y and Z are both large domains for G , and in the time ordering on the hierarchy G either $Y \prec_t Z$ or $Z \prec_t Y$, for the remainder of the paragraph we assume the first ordering (in the other case an analogous argument can easily be provided by the reader). Theorem 3.17 shows that $Y \prec_t Z$ implies $d_Y(\partial Z, \mu_i) < M$ and $d_Z(\partial Y, \widehat{\Phi}(\mu_i)) < M$; the first inequality combines with the definition of $J_{i,Y}$ to imply that $d_Y(\mu_{i,j}, \partial Z) > 3M$. Theorem 4.3 then implies that $d_Z(\mu_{i,j}, \partial Y) < M$, which then combines with the second inequality of the previous sentence to show that $d_Z(\mu_{i,j}, \widehat{\Phi}(\mu_i)) < 2M$. Thus $j \notin J_{i,Z}$ and we have shown that for any $Y, Z \subsetneq S$ we have $J_{i,Y} \cap J_{i,Z} = \emptyset$. Thus $J_{i,Y}$ and $J_{i,Z}$ share a point only if they are disjoint or nested, a straightforward

topological count gives a bound of $2\xi(S)$ for the number of $J_{i,Y}$ which can cover a given j . Furthermore, this argument shows that in any hierarchy with initial marking μ_i , then $d_{\mathcal{C}(Y)}(\mu_i, \mu_{i,j}) < 2M$ until the hierarchy has traveled through the large domain Z .

Recall that \mathcal{G}_{G_i} denotes the set of large domains in G_i ; unless noted otherwise all time orderings on domains will refer to the ordering in the hierarchy G_i . Recall that the set of large initial domains for G_i has cardinality at most $2\xi(S)$. Thus, by Lemma 6.19 there exists $Y_0 \subsetneq S$ with $Y_0 \in \mathcal{G}_{G_i}$, such that if we define

$$\mathcal{I}_i = \{Y_0\} \cup \{Z \in \mathcal{G}_{G_i} : Y_0 \prec_t Z\},$$

then $\sum_{Z \in \mathcal{I}_i} d_{\mathcal{C}(Z)}(\mu_i, \widehat{\Phi}(\mu_i)) > \alpha d_{\mathcal{M}(S)}(\mu_i, \widehat{\Phi}(\mu_i))$, for a fixed $\alpha > 0$ independent of i .

Since the J_Z cover the path from μ_i to μ'_i with degree at most $2\xi(S)$, we have $2k\xi(S) \geq \sum_{Z \in \mathcal{I}} |J_Z|$. Now we use the result from [MM2, page 962] that there exists a constant $\beta > 0$ (depending only on the topological type of S) for which $|J_Z| \geq \beta d_{\mathcal{C}(Z)}(\mu_i, \widehat{\Phi}(\mu_i))$ if the path from μ_i to μ'_i traverses the large domain Z . Thus, if all the domains $Z \in \mathcal{I}$ are traversed between μ and μ' , we have

$$2k\xi(S) \geq \sum_{Z \in \mathcal{I}} |J_Z| \geq \sum_{Z \in \mathcal{I}} \beta d_{\mathcal{C}(Z)}(\mu_i, \widehat{\Phi}(\mu_i)) \geq \alpha \beta d_{\mathcal{M}(S)}(\mu_i, \widehat{\Phi}(\mu_i)).$$

Thus, $k \geq \frac{\alpha \beta d_{\mathcal{M}(S)}(\mu_i, \widehat{\Phi}(\mu_i))}{2\xi(S)}$; taking $c \geq \frac{\alpha \beta}{2\xi(S)}$ we obtain a contradiction, and hence we may assume that not all the large domains in \mathcal{I} are traversed between μ and μ' .

In particular, we may assume Y_0 can not be completely traversed between μ and μ' and is thus a large domain for any hierarchy from μ'_i to $\widehat{\Phi}(\mu_i)$. Therefore, the main geodesic of any hierarchy from μ'_i to $\widehat{\Phi}(\mu_i)$ contains the vertex ∂Y . If $d_{\mathcal{C}(S)}(\partial Y, \widehat{\Phi}(\mu_i)) > \delta$, then any $\mathcal{C}(S)$ geodesic from $\pi_{\mathcal{C}(S)}(\mu'_i)$ to the main geodesic of H_i must pass within δ of ∂Y . This yields a uniform bound on $\text{diam}(C_{\mu_i} \cup C_{\mu'_i})$ and the same argument given before shows that in this case $\Phi(\mu) = \Phi(\mu')$.

Thus, we may assume $d_{\mathcal{C}(S)}(\partial Y, \widehat{\Phi}(\mu_i)) \leq \delta$. Then, by the pigeonhole principle, we may assume that for ω -almost every i there is a domain Q_i for which $d_{\mathcal{C}(S)}(\partial Q_i, \widehat{\Phi}(\mu_i)) \leq \delta$ and with $d_{\mathcal{C}(Q_i)}(\mu_i, \widehat{\Phi}(\mu_i)) > \gamma d_{\mathcal{M}(S)}(\mu_i, \widehat{\Phi}(\mu_i))$, where the constant γ is independent of i . Then, strongly sublinearity of (x, y) implies that for ω -almost every i a linear amount of $d_{\mathcal{C}(Q_i)}(\mu_i, \widehat{\Phi}(\mu_i))$ is not traversed in the hierarchy H_i . Thus any hierarchy between μ'_i and any point on $[x_i, y_i]$ must have Q_i as a large domain, and thus the main geodesic of any hierarchy between μ'_i and any point on $[x_i, y_i]$ must pass through the point ∂Q_i . This provides a uniform bound on the distance between $\widehat{\Phi}(\mu_i)$ and $\widehat{\Phi}(\mu'_i)$ and therefore shows that $\Phi(\mu) = \Phi(\mu')$, completing the proof.

(3). Any bi-Lipschitz flat which intersects F_0 in more than one point contains an arc of F_0 . If this flat has rank greater than one, then this arc must be part of an embedded circle. But this would contradict the fact that there is a unique path in \mathcal{M}_∞ between each pair of points of F_0 .

Thus a bi-Lipschitz flat of rank greater than one can intersect F_0 in at most one point. \square

6.5. Topology of \mathcal{M}_∞ . We shall now provide a consequence of Theorem 6.18 and use this as a segue to mention some interesting questions about the mapping class group.

In Theorem 6.18 we obtain a unique path in \mathcal{M}_∞ between any pair of points in F_0 . From this it follows that the removal of any point of F_0 disconnects \mathcal{M}_∞ , we state this as:

Theorem 6.20. *If $\mathcal{M}_\infty(S)$ is any asymptotic cone of $MCG(S)$ for any surface S , then $\mathcal{M}_\infty(S)$ has a global cut-point.*

Since asymptotic cones of groups are homogeneous, this can be reformulated as:

Theorem 6.21. *If $\mathcal{M}_\infty(S)$ is any asymptotic cone of $MCG(S)$ for any surface S , then every point of $\mathcal{M}_\infty(S)$ is a global cut-point.*

We now mention the following definition which was introduced in [DSa].

Definition 6.22. Let \mathbb{F} be a complete geodesic metric space and let \mathcal{P} be a collection of closed geodesic subsets (called *pieces*). We say that the space \mathbb{F} is *tree-graded with respect to \mathcal{P}* when the following two properties are satisfied:

- The intersection of each pair of pieces has at most one point.
- Every simple geodesic triangle in \mathbb{F} is contained in one piece.

In Remark 2.31 of [DSa], it is noted “every asymptotic cone of a group which has a cut-point is tree graded with respect to a uniquely determined collection of pieces each of which is either a singleton or a closed geodesic subset without cut-points.” In light of this remark, Corollary 6.21 shows that \mathcal{M}_∞ is tree-graded and raises the question of describing the pieces. One of the questions solved by [DSa] is a proof of quasi-isometric rigidity for groups whose asymptotic cones admit tree-gradings of a certain form. It seems possible that this approach might shed light on the following, which remains a major outstanding conjecture in the study of the mapping class group:

Conjecture 6.23. *Let S be a non-exceptional surface of finite type. For any finitely generated group G quasi-isometric to the mapping class group $MCG(S)$, there exists a homomorphism $G \rightarrow MCG(S)$ with finite kernel and finite index image.*

Informally, this question asks if the mapping class group is uniquely determined among finitely generated groups by its large scale geometry. (See [Mo2] for a further discussion and a proof of Conjecture 6.23 for mapping class groups of once punctured surfaces.)

Another interesting question is to determine: to what extent are mapping class groups relatively hyperbolic. There are several competing definitions for relative hyperbolicity, one of which is that the Cayley graph “electrified” over the cosets of a finite collection of subgroups is δ -hyperbolic, while another is this property combined with a hypothesis called the Bounded Coset Penetration Property (BCP), which places restrictions on how paths can travel between these cosets (see [F]). In [DSa] it is shown that a group, G , is relatively hyperbolic with respect to a collection of subgroups, H_1, \dots, H_n , which satisfy BCP if and only if $\text{Cone}_\infty(G)$ is tree-graded with respect to ultra-limits of cosets of the subgroups H_i . It is an open question whether any group whose asymptotic cones have cut-points is relatively hyperbolic with BCP (See Problem 1.18 of [DSa]). Since $MCG(S)$ is

relatively hyperbolic (but not with BCP) to stabilizers of multicurves, we know that the maximal subsets without cut-points in $\mathcal{M}_\infty(S)$ are not ultralimits of these subgroups. The following fundamental question remains unanswered.

Question 6.24. *Is there a collection of subgroups of $MCG(S)$ with respect to which this group is relatively hyperbolic with BCP?*

The results about asymptotic cones throughout this work have all been independent of the choice of ultrafilter. In [KSTT] it is shown that if one assumes the negation of the Continuum Hypothesis, then there are uniform lattices in certain semi-simple Lie groups with 2^{2^ω} different asymptotic cones up to homeomorphism (here ω denotes the first uncountable ordinal). Even in the presence of the Continuum Hypothesis, [DSa] produce examples of finitely generated groups with 2^ω non-homeomorphic asymptotic cones. These results make natural the following two questions.

Question 6.25.

1. *How many non-homeomorphic asymptotic cones does the mapping class group have?*
2. *(Sapir). How many non-bi-Lipschitz equivalent asymptotic cones does the mapping class group have?*

Note that for the examples given in [DSa] of finitely generated groups with 2^ω non-homeomorphic asymptotic cones, the fundamental group can be used to distinguish the different asymptotic cones. Producing non-homeomorphic asymptotic cones for the mapping class group would require more subtle techniques since automaticity of the mapping class group implies that every asymptotic cone for this group is simply connected—this follows from results in [P] and [Mo].

REFERENCES

- [A] J. Aramayona. The Weil-Petersson geometry of the five-times punctured sphere. University of Southampton, *Ph.D. Thesis*. May 2004.
- [BaSc] D. Bachman and S. Schleimer. Surface bundles versus Heegaard splittings. 2002. ARXIV:MATH.GT/0212104.
- [B] J. Behrstock. Asymptotic geometry of the mapping class group and Teichmüller space. SUNY at Stony Brook, *Ph.D. Thesis*. May 2004.
Available at <http://www.math.columbia.edu/~jason>
- [BeFu] M. Bestvina and K. Fujiwara. Bounded cohomology of subgroups of mapping class groups. *Geom. Topol.* **6** (2002), 69–89.
- [BiLMc] J. S. Birman, A. Lubotzky, and J. McCarthy. Abelian and solvable subgroups of the mapping class groups. *Duke Math. J.* **50** (1983) no. 4, 1107–1120.
- [Bo1] B. Bowditch. Intersection numbers and the hyperbolicity of the curve complex. *Preprint*. Available at, <http://www.maths.soton.ac.uk/staff/Bowditch>.
- [Bo2] B. Bowditch. Tight geodesics in the curve complex. *Preprint*. Available at, <http://www.maths.soton.ac.uk/staff/Bowditch>.
- [Bri] M. Bridson. Asymptotic cones and polynomial isoperimetric inequalities. *Topology*. **38** (1999), no. 3, 543–554.
- [BriH] M. Bridson and A. Haefliger. *Metric Spaces of Non-positive Curvature*. Springer, 1999.
- [Br] J. Brock. The Weil-Petersson metric and volumes of 3-dimensional hyperbolic convex cores. 2001. ARXIV:MATH.GT/0109048.
- [BrCM] J. Brock, R. Canary, and Y. Minsky. The classification of Kleinian surface groups II: the ending lamination conjecture. 2004. ARXIV:MATH.GT/0412006.
- [BrF] J. Brock and B. Farb. Curvature and rank of Teichmüller space. 2002. ARXIV:MATH.GT/0109045.

- [Bu] J. Burillo. Dimension and fundamental groups of asymptotic cones. *J. London Math. Soc.* (2) **59** (1999), 557–572.
- [D] C. Druţu. Quasi-isometry invariants and asymptotic cones. *Int. J. of Algebra and Computation*. **12** (2002), no. 1 and 2, 99–135.
- [DSa] C. Druţu and M. Sapir. Tree-graded spaces and asymptotic cones of groups. 2004. [ARXIV:MATH.GT/0405030](https://arxiv.org/abs/math.GT/0405030). To appear in *Topology*.
- [En] R. Engelking. *Theory of Dimensions Finite and Infinite*. *Sigma Series in Pure Mathematics* vol. 10. Heldermann Verlag. (1995).
- [EF] A. Eskin and B. Farb. Quasi-flats and rigidity in higher rank symmetric spaces. *Journal Amer. Math. Soc.* **10** (1997), 653–692.
- [F] B. Farb. Relatively hyperbolic groups. *Geom. Funct. Analysis*. **8** (1998), 810–840.
- [FLM] B. Farb, A. Lubotzky, and Y. Minsky. Rank one phenomena for mapping class groups. *Duke Math. J.* **106** (2001), 581–597.
- [FMo] B. Farb and L. Mosher. A rigidity theorem for the solvable Baumslag-Solitar groups. *Invent. Math.* **131** (1998) no. 2, 419–451, Appendix by D. Cooper.
- [GhHar] E. Ghys and P. de la Harpe. *Sur les groupes hyperboliques d’après Mikhael Gromov*. Birkhäuser, 1990.
- [G1] M. Gromov. Groups of polynomial growth and expanding maps. *Inst. Hautes Études Sci. Publ. Math.* **53** (1981), 53–73.
- [G2] M. Gromov. Hyperbolic groups. In S. M. Gersten, editor, *Essays in Group Theory*, number 8 of *MSRI Publications*. Springer-Verlag, 1987.
- [G3] M. Gromov. Asymptotic invariants of infinite groups. In G. Niblo and M. Roller, editors, *Geometric Group Theory*, volume 182 of *LMS Lecture Notes*. Cambridge Univ. Press, 1993.
- [Ham] U. Hamenstädt. *Personal Communication*.
- [Hare] J. L. Harer. The virtual cohomological dimension of the mapping class group of an orientable surface. *Invent. Math.* **84** (1986), 157–176.
- [Harv] W. J. Harvey. Boundary structure of the modular group. In I. Kra and B. Maskit, editors, *Riemann Surfaces and Related Topics: Proceedings of the 1978 Stony Brook Conference*, volume 97 of *Ann. of Math. Stud.* Princeton, 1981.
- [Hat] A. Hatcher. Pants decompositions of surfaces. *Preprint*. Available at <http://www.math.cornell.edu/~hatcher>.
- [Hem] J. Hempel. 3-manifolds as viewed from the curve complex. *Topology*. **40** (2001) no. 3, 631–657.
- [Hu] Z. Huang. Asymptotic Flatness of the Weil-Petersson Metric on Teichmüller space. *Preprint*.
- [ImTa] Y. Imai and M. Taniguchi. *An Introduction to Teichmüller Spaces*. Springer-Verlag, 1992.
- [Ir] E. Irmak. Superinjective Simplicial Maps of Complexes of Curves and Injective Homomorphisms of Subgroups of Mapping Class Groups. *Topology*. **43** (2004), 513–541.
- [Iv] N. V. Ivanov. Mapping class groups. In R. Daverman and R. Sher, editor, *Handbook of Geometric Topology*. Elsevier, 2001, 523–633.
- [Ka] M. Kapovich. *Lectures on the Geometric Group Theory*. University of Utah, Spring 2003. Available at <http://www.math.ucdavis.edu/~kapovich>
- [KaLe] M. Kapovich and B. Leeb. Quasi-isometries preserve the geometric decomposition of Haken manifolds. *Invent. Math.* **128** (1997) no. 2, 393–416.
- [KLe] B. Kleiner and B. Leeb. Rigidity of quasi-isometries for symmetric spaces and Euclidean buildings. *Inst. Hautes Études Sci. Publ. Math.* **No. 86** (1997), 115–197.
- [KSTT] L. Kramer, S. Shelah, K. Tent, and S. Thomas. Asymptotic cones of finitely presented groups. 2003. [ARXIV:MATH.GT/0306420](https://arxiv.org/abs/math.GT/0306420).
- [Mar] D. Margalit. The automorphism group of the pants complex. *Duke Math. J.* **121** (2004) no. 3, 457–479.
- [MM1] H. Masur and Y. Minsky. Geometry of the complex of curves I: hyperbolicity. *Invent. Math.* **138** (1999), 103–149.
- [MM2] H. Masur and Y. Minsky. Geometry of the complex of curves II: hierarchical structure. *Geom. & Funct. Anal.* **10** (2000), 902–974.
- [MaO] J. Mayer and L. Oversteegen. A topological Characterization of \mathbb{R} -Trees. *Trans. Amer. Math. Soc.* **320** (1990) no. 1, 395–415.

- [M] Y. Minsky. The classification of Kleinian surface groups I: models and bounds. 2002. ARXIV:MATH.GT/0302208.
- [Mo] L. Mosher. Mapping class groups are automatic. *Ann. of Math.* **142** (1995), 303–384.
- [Mo2] L. Mosher. Homology and dynamics in quasi-isometric rigidity of once-punctured mapping class groups. 2003. ARXIV:MATH.GR/0308065.
- [P] P. Papasoglu. On the asymptotic cone of groups satisfying a quadratic isoperimetric inequality. *J. Differential Geom.* **44** (1996), no. 4, 789–806.
- [R] T. Riley. Higher connectedness of asymptotic cones. *Topology* **42** (2003), 1289–1352.
- [Th] W. P. Thurston. On the geometry and dynamics of diffeomorphisms of surfaces. *Bull. Amer. Math. Soc. (N.S.)* **19** (1988) no. 2, 417–431.
- [VW] L. Van den Dries and A. Wilkie. On Gromov’s theorem concerning groups of polynomial growth and elementary logic. *Journ. of Algebra* **89** (1984), 349–374.
- [Wol] S. Wolpert. Geometry of the Weil-Petersson completion of Teichmueller space. In S. T. Yau, editor, *Surveys in Differential Geometry, VIII: Papers in Honor of Calabi, Lawson, Siu and Uhlenbeck*. International Press. 2003.

DEPARTMENT OF MATHEMATICS, BARNARD COLLEGE, COLUMBIA UNIVERSITY, NEW YORK, NY 10027

E-mail address: jason@math.columbia.edu