

Asymptotic analysis of multiscale approximations to reaction networks *

Karen Ball[†]
IDA
Center for Comm. Research
4320 Westerra Court
San Diego, CA 92122

Lea Popovic
IMA
University of Minnesota
207 Church St SE
Minneapolis, MN 55455

Thomas G. Kurtz[‡]
Department of Mathematics
University of Wisconsin
480 Lincoln Drive
Madison, WI 53706

Greg Rempala[§]
Department of Mathematics
University of Louisville
328 Natural Sciences Bldg
Louisville, KY 40292

July 28, 2005

Abstract

A reaction network is a chemical system involving multiple reactions and chemical species. Stochastic models of such networks treat the system as a continuous time Markov chain on the number of molecules of each species with reactions as possible transitions of the chain. In many cases of biological interest some of the chemical species in the network are present in much greater abundance than others and reaction rate constants can vary over several orders of magnitude. We consider approaches to approximation of such models that take the multiscale nature of the system into account. Our primary example is a model of a cell's viral infection for which we apply a combination of averaging and law of large number arguments to show that the “slow” component of the model can be approximated by a deterministic equation and to characterize the asymptotic distribution of the “fast” components. The main goal is to illustrate techniques that can be used to reduce the dimensionality of much more complex models.

***MSC 2000 subject classification.** 60J27, 60J80, 60F17, 92C45, 80A30

Reaction networks, chemical reactions, cellular processes, Markov chains, averaging, scaling limits

[†]Research supported by VIGRE Grant, University of Indiana

[‡]Research supported by NSF Grant DMS-0503983

[§]Research supported in part by CGeMM Intramural Grant, University of Louisville

1 Stochastic models for reaction networks

A reaction network is a chemical system involving multiple reactions and chemical species. The simplest stochastic model for a network treats the system as a continuous time Markov chain whose state X is a vector giving the number of molecules of each species present with each reaction modeled as a possible transition for the state. The model for the k th reaction is determined by a vector of inputs ν_k specifying the number of molecules of each chemical species that are consumed in the reaction, a vector of outputs ν'_k specifying the number of molecules of each species that are created in the reaction, and a function of the state $\lambda_k(x)$ that gives the rate at which the reaction occurs. Specifically, if the reaction occurs at time t , the new state becomes

$$X(t) = X(t-) + \nu'_k - \nu_k.$$

Let $R_k(t)$ denote the number of times that the k th reaction occurs by time t . Then the state of the system at time t can be written as

$$X(t) = X(0) + \sum_k R_k(t)(\nu'_k - \nu_k) = (\nu' - \nu)R(t),$$

where ν' is the matrix with columns given by the ν'_k , ν is the matrix with columns given by the ν_k , and $R(t)$ is the vector with components $R_k(t)$.

R_k is a counting process with intensity $\lambda_k(X(t))$ (called the *propensity* in the chemical literature) and can be written as

$$R_k(t) = Y_k\left(\int_0^t \lambda_k(X(s))ds\right),$$

where the Y_k are independent unit Poisson processes. Note that writing R_k in this form makes it clear why λ_k is referred to as a rate.

Defining $|\nu_k| = \sum_i \nu_{ik}$, the stochastic form of the law of mass action says that the rate should be given by

$$\lambda_k^N(x) = \kappa_k \frac{\prod_i \nu_{ik}!}{N^{|\nu_k|-1}} \binom{x}{\nu_{1k} \cdots \nu_{mk}} = N \kappa_k \frac{\prod_i \nu_{ik}!}{N^{|\nu_k|}} \binom{x}{\nu_{1k} \cdots \nu_{mk}},$$

where N is a scaling parameter usually taken to be the volume of the system times Avogadro's number. Note that the rate is proportional to the number of distinct subsets of the molecules present that can form the inputs for the reaction. Intuitively, this assumption reflects the idea that the system is *well-stirred* in the sense that all molecules are equally likely to be at any location at any time.

1.1 Law of large numbers and diffusion approximations

If N is the volume times Avogadro's number and x gives the number of molecules of each species present, then $c = N^{-1}x$ gives the concentrations in moles per unit volume. With this scaling and a large volume (where large can be pretty small since Avogadro's number is 6×10^{23})

$$\lambda_k^N(x) \approx N \kappa_k \prod_i c_i^{\nu_{ik}} \equiv N \tilde{\lambda}_k(c). \quad (1.1)$$

Since the law of large numbers for the Poisson process implies $N^{-1}Y(Nu) \approx u$, (1.1) implies

$$C(t) = N^{-1}X(t) \approx C(0) + \sum_k \int_0^t \kappa_k \prod_i C(s)_i^{\nu_{ik}} (\nu'_k - \nu_k) ds,$$

which in the large volume limit gives the classical deterministic law of mass action

$$\dot{C}(t) = \sum_k \kappa_k \prod_i C(t)_i^{\nu_{ik}} (\nu'_k - \nu_k).$$

Similarly, since an appropriately renormalized Poisson process can be approximated by a standard Brownian motion, that is,

$$\frac{Y(Nu) - Nu}{\sqrt{N}} \approx W(u),$$

we can derive a diffusion approximation for the Markov chain by replacing $Y_k(Nu)$ by $\sqrt{N}W_k(u) + Nu$, that is,

$$\begin{aligned} C^N(t) &= C^N(0) + \sum_k N^{-1} Y_k \left(\int_0^t \lambda_k(X^N(s)) ds \right) (\nu'_k - \nu_k) \\ &\approx C^N(0) + \sum_k N^{-1/2} W_k \left(\int_0^t \tilde{\lambda}_k(C^N(s)) ds \right) (\nu'_k - \nu_k) + \int_0^t F(C^N(s)) ds, \end{aligned}$$

where

$$F(c) = \sum_k \tilde{\lambda}_k(c) (\nu'_k - \nu_k).$$

The diffusion approximation is given by the equation

$$\tilde{C}^N(t) = \tilde{C}^N(0) + \sum_k N^{-1/2} W_k \left(\int_0^t \tilde{\lambda}_k(\tilde{C}^N(s)) ds \right) (\nu'_k - \nu_k) + \int_0^t F(\tilde{C}^N(s)) ds,$$

which is distributionally equivalent to the Itô equation

$$\begin{aligned}\tilde{C}^N(t) &= \tilde{C}^N(0) + \sum_k N^{-1/2} \int_0^t \sqrt{\tilde{\lambda}_k(\tilde{C}^N(s))} d\tilde{W}_k(s)(\nu'_k - \nu_k) + \int_0^t F(\tilde{C}^N(s)) ds \\ &= \tilde{C}^N(0) + \sum_k N^{-1/2} \int_0^t \sigma(\tilde{C}^N(s)) d\tilde{W} + \int_0^t F(\tilde{C}^N(s)) ds,\end{aligned}$$

where $\sigma(c)$ is the matrix with columns $\sqrt{\tilde{\lambda}_k(c)}(\nu'_k - \nu_k)$. A precise version of this approximation is given in [7]. (See also Ethier and Kurtz [4], Chapter 10, Gardiner [5], Chapter 7, and Van Kampen, [12].)

1.2 Multiscale approximations

Interest in modeling chemical reactions within cells has led to renewed interest in stochastic models, since the number of molecules involved, at least for some of the species, may be sufficiently small that the deterministic model does not provide a good representation of the behavior of the system. Modeling is further complicated by the fact that some species may be present in much greater abundance than others. In addition, the rate constants κ_k may vary over several orders of magnitude. With these two issues in mind, we consider a different approach to deriving a scaling limit approximation of the model.

N will still denote a scaling parameter for the model but it is no longer interpreted in terms of volume or Avogadro's number. In fact N^{-1} plays the same role as ϵ in a perturbation analysis of a deterministic model. (See, for example, [11].) N may have no physical meaning, but it will have a specific (hopefully large) value in any physical or biological setting in which the approximation is applied.

For example, let N be of the order of magnitude of the abundance of the most abundant species in the system. For each species i , we then specify a parameter $0 \leq \alpha_i \leq 1$ and normalize the number of molecules by N^{α_i} , defining

$$Z_i(t) = N^{-\alpha_i} X_i(t).$$

α_i should be selected so that $Z_i = O(1)$, but that still leaves a degree of arbitrariness regarding the selection. Note that α_i could be zero, so Z_i could still be integer-valued.

We want to express the reaction rates in terms of Z rather than X and also to take into account large variation in the reaction rates. Consequently, we introduce another set of exponents β_k for the reactions and now assume that the reaction rates can be written as $N^{\beta_k} \lambda_k(z)$, where $\lambda_k(z) = O(1)$ for all relevant values of z . The model becomes

$$Z_i(t) = Z_i(0) + \sum_k N^{-\alpha_i} Y_k \left(\int_0^t N^{\beta_k} \lambda_k(Z(s)) ds \right) (\nu'_k - \nu_k).$$

Our goal is to derive simplified models under the assumption that N is large, where “large” may be much smaller than Avogadro’s number. We demonstrate that this process may lead to interesting and reasonable models by analyzing a number of examples in the literature.

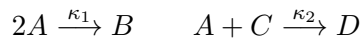
1.3 Outline of the paper

Reaction networks of interest in biology can be very high dimensional involving many chemical species and many reactions. Consequently, there has been considerable effort to exploit the multiscale nature of these systems to derive reduced models. In Section 2, we borrow examples from a number of these papers to illustrate how the kind of scaling limits we have in mind can be used to provide a rigorous and intuitive approach to model reduction. The primary focus of the paper is a model of an intracellular viral infection given in Srivastava, You, Summers, and Yin [10] and studied further in Haseltine and Rawlings [6]. We analyze this model in Section 3,

2 Examples

2.1 Simple crystallization

We consider a model studied by Haseltine and Rawlings [6] using the parameters in Table I of their paper. The system involves four species and two reactions



The model satisfies

$$\begin{aligned} X_A(t) &= X_A(0) - 2Y_1\left(\int_0^t \frac{1}{2}\kappa_1 X_A(s)(X_A(s) - 1)ds\right) - Y_2\left(\int_0^t \kappa_2 X_A(s)X_C(s)ds\right) \\ X_B(t) &= X_B(0) + Y_1\left(\int_0^t \frac{1}{2}\kappa_1 X_A(s)(X_A(s) - 1)ds\right) \\ X_C(t) &= X_C(0) - Y_2\left(\int_0^t \kappa_2 X_A(s)X_C(s)ds\right). \end{aligned}$$

Following Rawlings and Haseltine, $X_A(0) = 10^6$, $X_B(0) = 0$, $X_C(0) = 10$, and $\kappa_1 = \kappa_2 = 10^{-7}$. Let $N = 10^6$, and take $\alpha_A = \alpha_B = 1$ and $\alpha_C = 0$. Writing $\kappa_1 = \kappa_2 = 0.1 \times N^{-1}$,

the normalized system becomes

$$\begin{aligned} Z_A^N(t) &= 1 - N^{-1}2Y_1(N \int_0^t 0.05Z_A^N(s)(Z_A^N(s) - N^{-1})ds) - N^{-1}Y_2(\int_0^t 0.1Z_A^N(s)Z_C^N(s)ds) \\ Z_B^N(t) &= N^{-1}Y_1(N \int_0^t 0.05Z_A^N(s)(Z_A^N(s) - N^{-1})ds) \\ Z_C^N(t) &= 10 - Y_2(\int_0^t 0.1Z_A^N(s)Z_C^N(s)ds). \end{aligned}$$

Letting $N \rightarrow \infty$, the simplified system is

$$\begin{aligned} Z_A(t) &= 1 - \int_0^t 0.1Z_A(s)^2ds \\ Z_B(t) &= \int_0^t 0.05Z_A(s)^2ds \\ Z_C(t) &= 10 - Y_2(\int_0^t 0.1Z_A(s)Z_C(s)ds), \end{aligned}$$

which gives

$$Z_A(t) = \frac{1}{1 + .1t}.$$

Since Z_A is deterministic, Z_C is a linear death process with time-varying rate $\lambda(t) = 0.1Z_A(t)$. Consequently, for any $t > 0$, the distribution of $Z_C(t)$ is Binomial(10, $p(t)$) with

$$p(t) = \exp\{-\int_0^t 0.1Z_A(s)ds\} = \frac{1}{1 + .1t}.$$

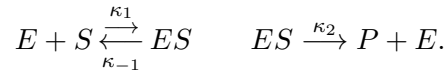
In particular,

$$E[Z_C(t)] = \frac{10}{1 + .1t}, \quad Var[Z_C(t)] = \frac{t}{(1 + .1t)^2},$$

compare favorably with the simulation results in Figure 1 of [6].

2.2 Enzyme kinetics

Rao and Arkin [9] analyze a model of enzyme kinetics, involving an enzyme, substrate, their enzyme-substrate complex, and a product of this complex



The state of this system can be represented by

$$\begin{aligned}
X_s(t) &= X_s(0) + Y_{-1}(\int_0^t \kappa_{-1} X_{es}(r) dr) - Y_1(\int_0^t \kappa_1 X_e(r) X_s(r) dr) \\
X_{es}(t) &= X_{es}(0) - Y_{-1}(\int_0^t \kappa_{-1} X_{es}(r) dr) + Y_1(\int_0^t \kappa_1 X_e(r) X_s(r) dr) - Y_2(\int_0^t \kappa_2 X_{es}(r) dr) \\
X_e(t) &= X_e(0) + Y_{-1}(\int_0^t \kappa_{-1} X_{es}(r) dr) - Y_1(\int_0^t \kappa_1 X_e(r) X_s(r) dr) + Y_2(\int_0^t \kappa_2 X_{es}(r) dr) \\
X_p(t) &= Y_2(\int_0^t \kappa_2 X_{es}(r) dr),
\end{aligned}$$

where X_s gives the number of substrate molecules, X_e the number of enzymes, X_{es} the number of enzyme complexes, and X_p the number of molecules of the reaction product. Following Rao and Arkin, take $X_s(0) = 100$, $X_e(0) = 1000$, $\kappa_1 = \kappa_{-1} = 1$, $\kappa_2 = .1$. Let $N = 1000$, and define $Z_s^N = N^{-2/3} X_s$, $Z_{es}^N = N^{-2/3} X_{es}$, $Z_p^N = N^{-2/3} X_p$, $Z_e^N = N^{-1} X_e$, and $\kappa_2 = N^{-1/3}$. Then the normalized system becomes

$$\begin{aligned}
Z_s^N(t) &= 1 + N^{-2/3} Y_{-1}(\int_0^t N^{2/3} Z_{es}^N(r) dr) - N^{-2/3} Y_1(\int_0^t N^{5/3} Z_e^N(r) Z_s^N(r) dr) \\
Z_{es}^N(t) &= -N^{-2/3} Y_{-1}(\int_0^t N^{2/3} Z_{es}^N(r) dr) + N^{-2/3} Y_1(\int_0^t N^{5/3} Z_e^N(r) Z_s^N(r) dr) \\
&\quad - N^{-2/3} Y_2(\int_0^t N^{1/3} Z_{es}^N(r) dr) \\
Z_e^N(t) &= 1 + N^{-1} Y_{-1}(\int_0^t N^{2/3} Z_{es}^N(r) dr) - N^{-1} Y_1(\int_0^t N^{5/3} Z_e^N(r) Z_s^N(r) dr) \\
&\quad + N^{-1} Y_2(\int_0^t N^{1/3} Z_{es}^N(r) dr) \\
Z_p^N(t) &= N^{-2/3} Y_2(\int_0^t N^{1/3} Z_{es}^N(r) dr).
\end{aligned}$$

Rescaling time by $N^{1/3}$ and defining $V_i^N(t) = Z_i^N(N^{1/3}t)$, we have

$$\begin{aligned}
V_s^N(t) &= 1 + N^{-2/3}Y_{-1}\left(\int_0^t NV_{es}^N(r)dr\right) - N^{-2/3}Y_1\left(\int_0^t N^2V_e^N(r)V_s^N(r)dr\right) \\
V_{es}^N(t) &= -N^{-2/3}Y_{-1}\left(\int_0^t NV_{es}^N(r)dr\right) + N^{-2/3}Y_1\left(\int_0^t N^2V_e^N(r)V_s^N(r)dr\right) \\
&\quad - N^{-2/3}Y_2\left(\int_0^t N^{2/3}V_{es}^N(r)dr\right) \\
V_e^N(t) &= 1 + N^{-1}Y_{-1}\left(\int_0^t NV_{es}^N(r)dr\right) - N^{-1}Y_1\left(\int_0^t N^2V_e^N(r)V_s^N(r)dr\right) \\
&\quad + N^{-1}Y_2\left(\int_0^t N^{2/3}V_{es}^N(r)dr\right) \\
V_p^N(t) &= N^{-2/3}Y_2\left(\int_0^t N^{2/3}V_{es}^N(r)dr\right) \\
V_s^N(t) + V_{es}^N(t) &= 1 - N^{-2/3}Y_2\left(\int_0^t N^{2/3}V_{es}^N(r)dr\right).
\end{aligned}$$

Letting $N \rightarrow \infty$, $\sup_{\delta < r \leq t} V_s^N(r) \rightarrow 0$, for $0 < \delta < t$, and $(V_p^N, V_s^N + V_{es}^N)$ converges to the solution of

$$\begin{aligned}
V_p(t) &= \int_0^t V_{es}(r)dr \\
V_{es}(t) &= 1 - \int_0^t V_{es}(r)dr,
\end{aligned}$$

that is, $V_{es}(t) = e^{-t}$ and $V_p(t) = 1 - e^{-t}$. On the original time scale $Z_p^N(t) \approx 1 - e^{-t/10}$, that is $X_p(t) \approx 100(1 - e^{-t/10})$, which matches well the simulation results in the lower plot in Figure 1 of [9].

Rao and Arkin also consider $X_s(0) = 100$, $X_e(0) = 10$, $\kappa_1 = \kappa_{-1} = 1$, $\kappa_2 = .1$. For this example, let $N = 100$ and define $Z_s^N = N^{-1}X_s$, $Z_{es}^N = N^{-1/2}X_{es}$, $Z_e^N = N^{-1/2}X_e$,

and $Z_p^N = X_p$, and set $\kappa_2 = N^{-1/2}$. Then the normalized system becomes

$$\begin{aligned}
Z_s^N(t) &= 1 + N^{-1}Y_{-1}\left(\int_0^t N^{1/2}Z_{es}^N(r)dr\right) - N^{-1}Y_1\left(\int_0^t N^{3/2}Z_e^N(r)Z_s^N(r)dr\right) \\
Z_{es}^N(t) &= -N^{-1/2}Y_{-1}\left(\int_0^t N^{1/2}Z_{es}^N(r)dr\right) + N^{-1/2}Y_1\left(\int_0^t N^{3/2}Z_e^N(r)Z_s^N(r)dr\right) \\
&\quad - N^{-1/2}Y_2\left(\int_0^t Z_{es}^N(r)dr\right) \\
Z_e^N(t) &= 1 + N^{-1/2}Y_{-1}\left(\int_0^t N^{1/2}Z_{es}^N(r)dr\right) - N^{-1/2}Y_1\left(\int_0^t N^{3/2}Z_e^N(r)Z_s^N(r)dr\right) \\
&\quad + N^{-1/2}Y_2\left(\int_0^t Z_{es}^N(r)dr\right) \\
Z_p^N(t) &= Y_2\left(\int_0^t Z_{es}^N(r)dr\right).
\end{aligned}$$

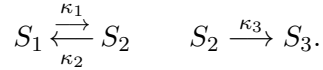
Since

$$\begin{aligned}
N^{-1/2}Y_1\left(\int_0^t N^{3/2}Z_e^N(r)Z_s^N(r)dr\right) &\leq 1 + N^{-1/2}Y_{-1}\left(\int_0^t N^{1/2}Z_{es}^N(r)dr\right) \\
&\quad + N^{-1/2}Y_2\left(\int_0^t Z_{es}^N(r)dr\right)
\end{aligned}$$

and $Z_{es}(t) \leq 1$, it follows that $\sup_{r \leq t} |Z_s^N(r) - 1| \rightarrow 0$, for each $t > 0$. Noting that $\int_0^t Z_{es}^N(r)dr = t - \int_0^t Z_e^N(r)dr$, we must have $\int_0^t Z_{es}^N(r)dr \approx t$ and $Z_p^N(t) \approx Y_2(t)$.

2.3 Reversible Isomerization

Next, we consider a model of reversible isomerization studied by Cao, Gillespie, and Petzold [3]. The model involves three chemical species and two reactions



The model is given by

$$\begin{aligned}
X_1(t) &= X_1(0) - Y_1\left(\int_0^t \kappa_1 X_1(s)ds\right) + Y_2\left(\int_0^t \kappa_2 X_2(s)ds\right) \\
X_2(t) &= X_2(0) + Y_1\left(\int_0^t \kappa_1 X_1(s)ds\right) - Y_2\left(\int_0^t \kappa_2 X_2(s)ds\right) - Y_3\left(\int_0^t \kappa_3 X_2(s)ds\right) \\
X_3(t) &= X_3(0) + Y_3\left(\int_0^t \kappa_3 X_2(s)ds\right).
\end{aligned}$$

The first set of parameter values in (34) of [3] give $X_1(0) = 1200$, $X_2(0) = 600$, $X_3(0) = 0$ and $\kappa_1 = 1$, $\kappa_2 = 2$, $\kappa_3 = 5 \times 10^{-5}$. Let $N = 1000$, and define $Z_1^N = N^{-1}X_1$, $Z_2^N = N^{-1}X_2$, $Z_3^N = X_3$, and $\kappa_3 = 5N^{-5/3}$. Then the normalized system becomes

$$\begin{aligned} Z_1^N(t) &= Z_1^N(0) - N^{-1}Y_1\left(\int_0^t N Z_1^N(s)ds\right) + N^{-1}Y_2\left(\int_0^t 2N Z_2^N(s)ds\right) \\ Z_2^N(t) &= Z_2^N(0) + N^{-1}Y_1\left(\int_0^t N Z_1^N(s)ds\right) \\ &\quad - N^{-1}Y_2\left(\int_0^t 2N Z_2^N(s)ds\right) - N^{-1}Y_3\left(\int_0^t 5N^{-2/3} Z_2^N(s)ds\right) \\ Z_3^N(t) &= Y_3\left(\int_0^t 5N^{-2/3} Z_2^N(s)ds\right). \end{aligned}$$

Assuming that $(Z_1^N(0), Z_2^N(0)) \rightarrow (Z_1(0), Z_2(0))$ (which gives $Z_1(0) = 1.2$ and $Z_2(0) = .6$ for the particular values in [3]), the limiting system is

$$\begin{aligned} Z_1(t) &= Z_1(0) - \int_0^t Z_1(s)ds + \int_0^t 2Z_2(s)ds \\ Z_2(t) &= Z_2(0) + \int_0^t Z_1(s)ds - \int_0^t 2Z_2(s)ds \\ Z_3(t) &= 0. \end{aligned}$$

Consequently,

$$\begin{aligned} Z_1(t) + Z_2(t) &= Z_1(0) + Z_2(0) \\ D(t) \equiv Z_1(t) - 2Z_2(t) &= D(0) - 3 \int_0^t D(s)ds, \end{aligned}$$

so

$$\begin{aligned} Z_1(t) &= \frac{1}{3}(Z_1(0) - 2Z_2(0))e^{-3t} + \frac{2}{3}(Z_1(0) + Z_2(0)) \\ Z_2(t) &= -\frac{1}{3}(Z_1(0) - 2Z_2(0))e^{-3t} + \frac{1}{3}(Z_1(0) + Z_2(0)) \end{aligned}$$

and

$$\lim_{t \rightarrow \infty} (Z_1(t), Z_2(t)) = \left(\frac{2}{3}, \frac{1}{3}\right)(Z_1(0) + Z_2(0)).$$

Defining $U_i^N(t) = Z_i(N^{2/3}t)$, the system becomes

$$\begin{aligned}
U_1^N(t) &= U_1^N(0) - N^{-1}Y_1\left(\int_0^t N^{5/3}U_1^N(s)ds\right) + N^{-1}Y_2\left(\int_0^t 2N^{5/3}U_2^N(s)ds\right) \\
U_2^N(t) &= U_2^N(0) + N^{-1}Y_1\left(\int_0^t N^{5/3}U_1^N(s)ds\right) - N^{-1}Y_2\left(\int_0^t 2N^{5/3}U_2^N(s)ds\right) \\
&\quad - N^{-1}Y_3\left(\int_0^t 5U_2^N(s)ds\right) \\
U_3^N(t) &= Y_3\left(\int_0^t 5U_2^N(s)ds\right)
\end{aligned}$$

and hence

$$U_1^N(t) + U_2^N(t) = U_1^N(0) + U_2^N(0) - N^{-1}Y_3\left(\int_0^t 5U_2^N(s)ds\right).$$

Dividing the equation for U_1^N by $N^{2/3}$, it follows that

$$\lim_{N \rightarrow \infty} \left(\int_0^t U_1^N(s)ds - \int_0^t 2U_2^N(s)ds \right) = 0,$$

and hence, assuming $\lim_{N \rightarrow \infty} (U_1^N(0) + U_2^N(0)) = C$,

$$\lim_{N \rightarrow \infty} \int_0^t U_2^N(s)ds = \frac{1}{3}Ct$$

and U_3^N converges to

$$U_3(t) = Y_3\left(\frac{5Ct}{3}\right),$$

that is, a Poisson process with parameter $5C/3$.

Rescaling time by $N^{5/3}$, and defining $V_i^N(t) = N^{-1}X_i(N^{5/3}t)$, we have

$$\begin{aligned}
V_1^N(t) &= V_1^N(0) - N^{-1}Y_1\left(\int_0^t N^{8/3}V_1^N(s)ds\right) + N^{-1}Y_2\left(\int_0^t 2N^{8/3}V_2^N(s)ds\right) \\
V_2^N(t) &= V_2^N(0) + N^{-1}Y_1\left(\int_0^t N^{8/3}V_1^N(s)ds\right) - N^{-1}Y_2\left(\int_0^t 2N^{8/3}V_2^N(s)ds\right) \\
&\quad - N^{-1}Y_3\left(\int_0^t 5NV_2^N(s)ds\right) \\
V_3^N(t) &= N^{-1}Y_3\left(\int_0^t 5NV_2^N(s)ds\right).
\end{aligned}$$

Setting $R^N(t) = V_1^N(t) + V_2^N(t)$ and assuming $\lim_{N \rightarrow \infty} R^N(0) = R(0)$, we have $(R^N, V_3^N) \rightarrow (R, V_3)$ satisfying

$$\begin{aligned} R(t) &= R(0) - \int_0^t \frac{5}{3} R(s) ds \\ V_3(t) &= \int_0^t \frac{5}{3} R(s) ds, \end{aligned}$$

which gives

$$R(t) = R(0)e^{-\frac{5}{3}t}, \quad V_3(t) = R(0)(1 - e^{-\frac{5}{3}t}).$$

For $\delta > 0$,

$$\lim_{N \rightarrow \infty} \sup_{\delta \leq r \leq t} (|V_1^N(r) - \frac{2}{3}R(t)| + |V_2^N(r) - \frac{1}{3}R(t)|) = 0.$$

Note that the simulation results given in Figure 1 of [3] appear to be plots of $\{(X_3(t_k)\delta, X_i(t_k))\}$, for some $\delta > 0$, rather than of $\{(t_k, X_i(t_k))\}$, where the $\{t_k\}$ are the jump times of X_3 . Consequently, their plots show linear decay rather than exponential decay.

Cao, Gillespie and Petzold also study a second set of parameter values (35) in [3], taking $X_1(0) = 2000, X_2(0) = X_3(0) = 0$ and $\kappa_1 = 10, \kappa_2 = 4 \times 10^4, \kappa_3 = 2$. Letting $N = 10^4$, we now define $Z_1^N = N^{-1}X_1, Z_2^N = X_2, Z_3^N = X_3$. The normalized system becomes

$$\begin{aligned} Z_1^N(t) &= 0.2 - N^{-1}Y_1(\int_0^t 10NZ_1^N(s)ds) + N^{-1}Y_2(\int_0^t 4NZ_2^N(s)ds) \\ Z_2^N(t) &= Y_1(\int_0^t 10NZ_1^N(s)ds) - Y_2(\int_0^t 4NZ_2^N(s)ds) - Y_3(\int_0^t 2Z_2^N(s)ds) \\ Z_3^N(t) &= Y_3(\int_0^t 2Z_2^N(s)ds). \end{aligned}$$

Dividing the equation for Z_2^N by N , we see that

$$\sup_{r \leq t} \frac{1}{N} \left(Y_1(\int_0^r 10NZ_1^N(s)ds) - Y_2(\int_0^r 4NZ_2^N(s)ds) \right) \rightarrow 0,$$

for each $t > 0$, and hence

$$\sup_{r \leq t} |Z_1^N(r) - .2| \rightarrow 0, \quad \sup_{r \leq t} \left| \int_0^r Z_2^N(s)ds - \frac{1}{2}r \right| \rightarrow 0,$$

and Z_3^N converges to $Y_3(t)$.

Rescaling time by N , and defining $V_i^N(t) = N^{-1}X_i^N(Nt)$, for $i = 1, 3$ and $V_2^N(t) = X_2^N(Nt)$, we have

$$\begin{aligned} V_1^N(t) &= 0.2 - N^{-1}Y_1^N\left(\int_0^t 10N^2V_1^N(s)ds\right) + N^{-1}Y_2^N\left(\int_0^t 4N^2V_2^N(s)ds\right) \\ V_2^N(t) &= Y_1^N\left(\int_0^t 10N^2V_1^N(s)ds\right) - Y_2^N\left(\int_0^t 4N^2V_2^N(s)ds\right) - Y_3\left(\int_0^t 2NV_2^N(s)ds\right) \\ V_3^N(t) &= N^{-1}Y_3\left(\int_0^t 2NV_2^N(s)ds\right). \end{aligned}$$

Let $\widehat{V}_1^N(t) = V_1^N(t) + N^{-1}V_2^N(t)$, and note that $\sup_{r \leq t} |V_1^N(r) - \widehat{V}_1^N(r)| \rightarrow 0$. Then

$$\widehat{V}_1^N(t) = .2 - N^{-1}Y_3\left(\int_0^t 2NV_2^N(s)ds\right),$$

and from the equation for V_2^N ,

$$\sup_{r \leq t} \left| \int_0^r 10\widehat{V}_1^N(s)ds - \int_0^r (4 + 2N^{-1})V_2^N(s) \right| \rightarrow 0.$$

Consequently, (V_1^N, V_3^N) converge to the solution of

$$\begin{aligned} V_1(t) &= .2 - \int_0^t 5V_1(s)ds \\ V_3(t) &= \int_0^t 5V_1(s)ds, \end{aligned}$$

giving

$$V_1(t) = .2e^{-5t}, \quad V_3(t) = .2(1 - e^{-5t}).$$

To better understand the behavior of V_2^N , for a bounded function $f(v_2)$, define

$$A^N f(v_1, v_2) = 10v_1(f(v_2 + 1) - f(v_2)) + (4 + 2N^{-1})v_2(f(v_2 - 1) - f(v_2))$$

and note that

$$f(V_2^N(t)) - N^2 \int_0^t A^N f(V_1^N(s), V_2^N(s))ds$$

is a martingale. Dividing by N^2 , it follows that

$$\int_0^t A^N f(V_1^N(s), V_2^N(s))ds \rightarrow 0$$

and that for each t , $V_2^N(t)$ converges in distribution to a random variable $V_2(t)$ satisfying

$$E[Af(V_1(t), V_2(t))] = 0,$$

where

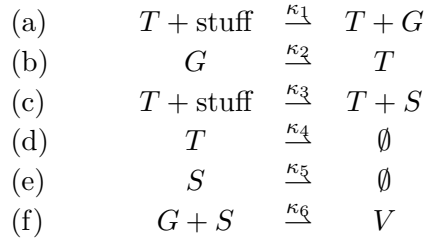
$$Af(v_1, v_2) = 10v_1(f(v_2 + 1) - f(v_2)) + 4v_2(f(v_2 - 1) - f(v_2)).$$

(See, for example, [8].)

For each v_1 , $A_{v_1}f(v_2) \equiv Af(v_1, v_2)$, is the generator of an infinite-server queueing model with arrival rate $10v_1$ and service rate 4. It follows that $V_2(t)$ has a Poisson distribution with parameter $2.5V_1(t)$. Note that V_2^N does not converge in a functional sense and that $(V_2(t_1), \dots, V_2(t_m))$ are independent for $0 < t_1 < t_2 < \dots < t_m$.

3 Intracellular viral kinetics

Next we consider a model of an intracellular viral infection given in Srivastava, You, Summers, and Yin [10] and studied further in Haseltine and Rawlings [6]. We follow the presentation (in particular, the indexing) in [6]. The model includes three time-varying species, the viral template, the viral genome, and the viral structural protein. We denote these as species 1, 2, and 3, respectively, and let $X_i(t)$ denote the number of molecules of species i in the system at time t . The model involves six reactions, designated (28a) ... (28f) in [6]



where “stuff” refers to nucleotides and amino acids that are assumed available at constant concentrations. The basic model satisfies

$$\begin{aligned} X_1(t) &= X_1(0) + Y_b \left(\int_0^t \kappa_2 X_2(s) ds \right) - Y_d \left(\int_0^t \kappa_4 X_1(s) ds \right) \\ X_2(t) &= X_2(0) + Y_a \left(\int_0^t \kappa_1 X_1(s) ds \right) - Y_b \left(\int_0^t \kappa_2 X_2(s) ds \right) - Y_f \left(\int_0^t \kappa_6 X_2(s) X_3(s) ds \right) \\ X_3(t) &= X_3(0) + Y_c \left(\int_0^t \kappa_3 X_1(s) ds \right) - Y_e \left(\int_0^t \kappa_5 X_3(s) ds \right) - Y_f \left(\int_0^t \kappa_6 X_2(s) X_3(s) ds \right). \end{aligned}$$

For $N = 1000$, define $Z_1^N = X_1$, $Z_2^N = N^{-2/3} X_2$, and $Z_3^N = N^{-1} X_3$. Expressing the rate constants given in Table III of [6] in terms of N gives

κ_1	1	1
κ_2	0.025	$2.5N^{-2/3}$
κ_3	1000	N
κ_4	0.25	.25
κ_5	2	2
κ_6	7.5×10^{-6}	$.75N^{-5/3}$

Note that, for simplicity, we have replaced $\kappa_5 = 1.9985$ by $\kappa_5 = 2$.

The normalized system with the scaled rate constants becomes

$$\begin{aligned}
Z_1^N(t) &= Z_1^N(0) + Y_b \left(\int_0^t 2.5 Z_2^N(s) ds \right) - Y_d \left(\int_0^t .25 Z_1^N(s) ds \right) \\
Z_2^N(t) &= Z_2^N(0) + N^{-2/3} Y_a \left(\int_0^t Z_1^N(s) ds \right) - N^{-2/3} Y_b \left(\int_0^t 2.5 Z_2^N(s) ds \right) \\
&\quad - N^{-2/3} Y_f \left(\int_0^t .75 Z_2^N(s) Z_3^N(s) ds \right) \\
Z_3^N(t) &= Z_3^N(0) + N^{-1} Y_c \left(\int_0^t N Z_1^N(s) ds \right) - N^{-1} Y_e \left(\int_0^t 2N Z_3^N(s) ds \right) \\
&\quad - N^{-1} Y_f \left(\int_0^t .75 Z_2^N(s) Z_3^N(s) ds \right),
\end{aligned}$$

where we now include the superscript N to emphasize the dependence of the model on the scaling parameter.

We assume that $X_2^N(0) = 1$ and $X_1^N(0) = X_3^N(0) = 0$. There is substantial probability that the infection dies out quickly, but if Z_2^N reaches any significant level the chance becomes negligible.

To be precise, let

$$K_a^N(t) = Y_a \left(\int_0^t X_1^N(s) ds \right),$$

and for $k = 1, 2, \dots$ define

$$\beta_k^N = \inf\{t \geq 0 : K_a^N(t) \geq k\}. \quad (3.1)$$

We have the following results.

Lemma 3.1 (Probability of infection.) *For β_k^N defined in (3.1),*

$$\lim_{k \rightarrow \infty} \lim_{N \rightarrow \infty} P\{\beta_k^N < \infty\} = .75.$$

In particular, there exist $k_N \rightarrow \infty$ such that $\lim_{N \rightarrow \infty} P\{\beta_{k_N}^N < \infty\} = .75$.

Remark 3.2 *The theorem essentially gives the probability that a single virus successfully infects the cell. The argument, which essentially compares the initial stages of the infection to a branching process, is a standard tool in the analysis of epidemic models. See, for example, [2].*

Proof. To understand the initial behavior of the system, consider

$$X_1^N(t) = Y_b \left(\int_0^t 2.5N^{-2/3} X_2^N(s) ds \right) - Y_d \left(\int_0^t .25 X_1^N(s) ds \right) \quad (3.2)$$

$$X_2^N(t) = 1 + Y_a \left(\int_0^t X_1^N(s) ds \right) - Y_b \left(\int_0^t 2.5N^{-2/3} X_2^N(s) ds \right) - Y_f \left(\int_0^t .75N^{-2/3} X_2^N(s) Z_3^N(s) ds \right) \quad (3.3)$$

$$Z_3^N(t) = N^{-1} Y_c \left(\int_0^t N X_1^N(s) ds \right) - N^{-1} Y_e \left(\int_0^t 2N Z_3^N(s) ds \right) - N^{-1} Y_f \left(\int_0^t .75N^{-2/3} X_2^N(s) Z_3^N(s) ds \right). \quad (3.4)$$

If the virus production term (reaction f) is dropped from the equation for X_2^N , the equations for X_1^N and X_2^N determine a continuous time, two-type branching process. It is easy to check that the process is supercritical. The “lifetime” of each Type 1 molecule is exponentially distributed with parameter .25 and the number ξ_i of Type 2 molecules created by the i th Type 1 molecule during its lifetime has a shifted geometric distribution with expectation 4, that is,

$$P\{\xi = k\} = \int_0^\infty .25e^{-.25t} e^{-t} \frac{t^k}{k!} dt = \frac{1}{5} \left(\frac{4}{5} \right)^k, \quad k = 0, 1, \dots$$

Each Type 2 molecule is eventually converted to Type 1. Starting with a single Type 1 or Type 2 molecule, the probability of extinction is simply the probability that

$$S_n = 1 + \sum_{i=1}^n (\xi_i - 1)$$

hits zero for some $n \geq 0$, an event with probability .25.

To complete the proof of the lemma, one only needs to check that

$$Y_f \left(\int_0^{\beta_k^N} .75N^{-2/3} X_2^N(s) Z_3^N(s) ds \right) \rightarrow 0$$

for each k . But

$$\begin{aligned}
E[Y_f(\int_0^{\beta_k^N} .75N^{-2/3} X_2^N(s) Z_3^N(s) ds)] &\leq .75N^{-2/3} k E[\int_0^{\beta_k^N} Z_3^N(s) ds] \\
&\leq .375N^{-2/3} k E[\int_0^{\beta_k^N} X_1^N(s) ds] \\
&\leq .375N^{-2/3} k^2 \\
&\rightarrow 0,
\end{aligned}$$

where the second inequality follows from equation (3.4) and the last inequality follows from the fact that

$$E[\int_0^{\beta_k^N} X_1^N(s) ds] = E[Y_a(\int_0^{\beta_k^N} X_1^N(s) ds)] \leq k.$$

□

We now want to describe the behavior of the process once the infection is established. Since we have scaled X_2^N by $N^{-2/3}$, X_2^N must reach a level that is $O(N^{2/3})$ to have nontrivial behavior.

As in the proof of Lemma 3.1, if the virus production term is dropped from the equation for X_2^N , the equations for X_1^N and X_2^N determine a continuous time, two-type branching process whose expectation satisfies $\dot{m}(t) = Q^N m(t)$, where

$$Q^N = \begin{pmatrix} -.25 & 2.5N^{-2/3} \\ 1 & -2.5N^{-2/3} \end{pmatrix}.$$

Following the classical analysis for branching processes (see Section V.7 of Athreya and Ney [1]), the largest eigenvalue for Q^N is

$$\lambda^N = \frac{-(.25 + 2.5N^{-2/3}) + \sqrt{(.25 + 2.5N^{-2/3})^2 + 7.5N^{-2/3}}}{2}$$

and the total “population” should grow like $e^{\lambda^N t}$. There exists $\rho^N > 0$ satisfying

$$(1 - .25\rho^N) = \lambda^N \rho^N, \quad 2.5(\rho^N - 1)N^{-2/3} = \lambda^N,$$

that is $(\rho^N, 1)$ is the corresponding left eigenvector. It follows that $\rho^N \rightarrow 4$ and $N^{2/3}\lambda^N \rightarrow 7.5$.

Let $R^N(t) = \rho^N X_1^N(t) + X_2^N(t)$, and define

$$\tau_\epsilon^N = \inf\{t : R^N(t) \geq N^{2/3}\epsilon\}.$$

We are really interested in the first time X_2^N reaches $N^{2/3}\epsilon$, but defining τ_ϵ^N in terms of R^N rather than X_2^N simplifies the proof of the next theorem.

Theorem 3.3 (Time until establishment.) For k_N as in Lemma 3.1 and each $0 < \epsilon < 2$ and $\delta > 0$,

$$\lim_{N \rightarrow \infty} P \left\{ \left| \frac{\tau_\epsilon^N}{N^{2/3} \log N} - \frac{4}{45} \right| > \delta \mid \beta_{k_N}^N < \infty \right\} = 0.$$

In particular, $\lim_{N \rightarrow \infty} P \{ \tau_\epsilon^N < \infty \} = .75$.

Proof. In the calculations that follow, recall that the law of large numbers implies that for a unit Poisson process,

$$\lim_{u_0 \rightarrow \infty} \sup_{u \geq u_0} \left| \frac{Y(u)}{u} - 1 \right| = 0 \quad a.s. \quad (3.5)$$

Define

$$K_a^N(t) = Y_a \left(\int_0^t X_1^N(s) ds \right),$$

$$\tilde{K}_a^N(t) = Y_a \left(\int_0^t X_1^N(s) ds \right) - \int_0^t X_1^N(s) ds,$$

and similarly for K_b^N , K_c^N , etc. Since $\int_0^{\beta_{k_N}^N} X_1^N(s) ds$ is the k_N th jump time of Y_a ,

$$\mathbf{1}_{\{\beta_{k_N}^N < \infty\}} \left| \frac{1}{k_N} \int_0^{\beta_{k_N}^N} X_1^N(s) ds - 1 \right| \rightarrow 0,$$

and it follows from (3.5) that

$$\mathbf{1}_{\{\beta_{k_N}^N < \infty\}} \sup_{t \geq \beta_{k_N}^N} \left| \frac{K_a^N(t)}{\int_0^t X_1^N(s) ds} - 1 \right| \rightarrow 0$$

and

$$\mathbf{1}_{\{\beta_{k_N}^N < \infty\}} \sup_{t \geq \beta_{k_N}^N} \left| \frac{K_d^N(t)}{K_a^N(t)} - .25 \right| \rightarrow 0.$$

With reference to (3.4), $K_e^N(t) \leq K_c^N(t)$ and

$$\lim_{N \rightarrow \infty} \mathbf{1}_{\{\beta_{k_N}^N < \infty\}} \sup_{t \geq \beta_{k_N}^N} \left(\frac{\int_0^t 2Z_3^N(s) ds}{\int_0^t X_1^N(s) ds} - 1 \right) \vee 0 = \lim_{N \rightarrow \infty} \mathbf{1}_{\{\beta_{k_N}^N < \infty\}} \left(\frac{K_e^N(t)}{K_c^N(t)} - 1 \right) \vee 0 = 0.$$

Consequently,

$$\begin{aligned}
& \lim_{N \rightarrow \infty} \mathbf{1}_{\{\beta_{k_N}^N < \infty\}} \sup_{\beta_{k_N}^N \leq t \leq \tau_\epsilon^N} \left(\frac{K_f^N(t)}{1 + K_a^N(t)} - .375\epsilon \right) \vee 0 \\
& \leq \lim_{N \rightarrow \infty} \mathbf{1}_{\{\beta_{k_N}^N < \infty\}} \sup_{\beta_{k_N}^N \leq t \leq \tau_\epsilon^N} \left(\frac{Y_f(\int_0^t .75\epsilon Z_3^N(s) ds)}{1 + K_a^N(t)} - .375\epsilon \right) \vee 0 \\
& \leq \lim_{N \rightarrow \infty} \mathbf{1}_{\{\beta_{k_N}^N < \infty\}} \sup_{\beta_{k_N}^N \leq t \leq \tau_\epsilon^N} \left(\frac{\int_0^t .75\epsilon Z_3^N(s) ds}{\int_0^t X_1^N(s) ds} - .375\epsilon \right) \vee 0 \\
& = 0.
\end{aligned}$$

Since $K_d^N(t) \leq K_b^N(t) \leq 1 + K_a^N(t)$ and

$$R^N(t) = 1 + K_a^N(t) - \rho^N K_d^N(t) + (\rho^N - 1)K_b^N(t) - K_f^N(t),$$

we have

$$\frac{R^N(t)}{K_d^N(t)} \geq \frac{R^N(t)}{K_b^N(t)} \geq \frac{R^N(t)}{1 + K_a^N(t)} \geq 1 - \frac{K_d^N(t)}{1 + K_a^N(t)} - \frac{K_f^N(t)}{1 + K_a^N(t)}, \quad (3.6)$$

and

$$\lim_{N \rightarrow \infty} \mathbf{1}_{\{\beta_{k_N}^N < \infty\}} \inf_{\beta_{k_N}^N \leq t \leq \tau_\epsilon^N} \left(1 - \frac{K_d^N(t)}{1 + K_a^N(t)} - \frac{K_f^N(t)}{1 + K_a^N(t)} - .75(1 - .5\epsilon) \right) \wedge 0 = 0. \quad (3.7)$$

In other words, on the event $\{\beta_{k_N}^N < \infty\}$, the right side of (3.6) is asymptotically bounded below by $.75(1 - .5\epsilon) > 0$.

Writing ρ instead of ρ^N ,

$$\begin{aligned}
\log R^N(t) &= \log R^N(0) + \int_0^t \log \frac{R^N(s-) + 1}{R^N(s-)} dK_a^N(s) + \int_0^t \log \frac{R^N(s-) + (\rho - 1)}{R^N(s-)} dK_b^N(s) \\
&\quad + \int_0^t \log \frac{R^N(s-) - \rho}{R^N(s-)} dK_d^N(s) + \int_0^t \log \frac{R^N(s-) - 1}{R^N(s-)} dK_f^N(s) \\
&= \log R^N(0) + \int_0^t \left(\log \frac{R^N(s-) + 1}{R^N(s-)} - \frac{1}{R^N(s-)} \right) dK_a^N(s) \\
&\quad + \int_0^t \left(\log \frac{R^N(s-) + (\rho - 1)}{R^N(s-)} - \frac{\rho - 1}{R^N(s-)} \right) dK_b^N(s) \\
&\quad + \int_0^t \left(\log \frac{R^N(s-) - \rho}{R^N(s-)} + \frac{\rho}{R^N(s-)} \right) dK_d^N(s) \\
&\quad + \int_0^t \left(\log \frac{R^N(s-) - 1}{R^N(s-)} + \frac{1}{R^N(s-)} \right) dK_f^N(s) \\
&\quad + \int_0^t \frac{1}{R^N(s-)} d\tilde{K}_a^N(s) + \int_0^t \frac{\rho - 1}{R^N(s-)} d\tilde{K}_b^N(s) \\
&\quad - \int_0^t \frac{\rho}{R^N(s-)} d\tilde{K}_d^N(s) - \int_0^t \frac{1}{R^N(s-)} d\tilde{K}_f^N(s) \\
&\quad + \int_0^t \frac{(1 - .25\rho)X_1^N(s) + (\rho - 1)2.5N^{-2/3}X_2^N(s)}{R^N(s)} ds \\
&\quad - \int_0^t \frac{.75N^{-2/3}X_2^N(s)Z_3^N(s)}{R^N(s)} ds.
\end{aligned}$$

The second term on the right is bounded by a constant times

$$\int_0^t \left(\frac{K_a^N(s-) + 1}{R^N(s-)} \right)^2 \frac{1}{(K_a^N(s-) + 1)^2} dK_a^N(s) \leq \sup_{s \leq t} \left(\frac{K_a^N(s-) + 1}{R^N(s-)} \right)^2 \sum_{k=1}^{\infty} \frac{1}{k^2},$$

and similarly for the third, fourth, and fifth terms. By (3.6) and (3.7),

$$\mathbf{1}_{\{\beta_{k_N}^N < \infty\}} \sup_{s \leq \tau_\epsilon^N} \left(\frac{K_a^N(s-) + 1}{R^N(s-)} \right)^2$$

is stochastically bounded and similarly with K_b^N , K_d^N and K_f^N . The sixth term is a martingale with quadratic variation

$$\int_0^t \frac{1}{R^N(s-)^2} dK_a^N(s),$$

and stochastic boundedness of the sequence of martingales follows from the stochastic boundedness of the quadratic variation and the boundedness of the jumps of the martingale. (See Lemma A.1.)

The last term satisfies

$$U^N(t) \equiv \int_0^t \frac{.75N^{-2/3} X_2^N(s) Z_3^N(s)}{R^N(s)} ds \leq .75N^{-2/3} \int_0^t Z_3^N(s) ds .$$

By the equations for Z_3^N ,

$$E\left[\int_0^{\tau_\epsilon^N} Z_3^N(s) ds\right] \leq .5E\left[\int_0^{\tau_\epsilon^N} X_1^N(s) ds\right],$$

and adding the equations for X_1^N and X_2^N and taking expectations,

$$\begin{aligned} .75E\left[\int_0^{\tau_\epsilon^N} X_1^N(s) ds\right] + 1 &= E[X_1^N(\tau_\epsilon^N) + X_2^N(\tau_\epsilon^N) + K_f^N(\tau_\epsilon^N)] \\ &\leq E[X_1^N(\tau_\epsilon^N) + X_2^N(\tau_\epsilon^N)] + .75\epsilon E\left[\int_0^{\tau_\epsilon^N} Z_3^N(s) ds\right] \\ &\leq E[X_1^N(\tau_\epsilon^N) + X_2^N(\tau_\epsilon^N)] + .375\epsilon E\left[\int_0^{\tau_\epsilon^N} X_1^N(s) ds\right], \end{aligned}$$

and hence

$$.75(1 - .5\epsilon)E\left[\int_0^{\tau_\epsilon^N} X_1^N(s) ds\right] \leq E[X_1^N(\tau_\epsilon^N) + X_2^N(\tau_\epsilon^N)] \leq N^{2/3}\epsilon + \rho$$

and

$$E[U^N(\tau_\epsilon^N)] \leq \frac{\epsilon + N^{-2/3}\rho}{2 - \epsilon}.$$

Consequently,

$$\begin{aligned} \log R^N(\tau_\epsilon^N) &= \log R^N(0) + O(1) + \int_0^{\tau_\epsilon^N} \frac{(1 - .25\rho)X_1^N(s) + (\rho - 1)2.5N^{-2/3}X_2^N(s)}{R^N(s)} ds \\ &= \log R^N(0) + O(1) + \lambda^N \tau_\epsilon^N. \end{aligned}$$

Since $N^{2/3}\lambda^N \rightarrow 7.5$, dividing the equation by $\log N$, we have

$$\lambda^N N^{2/3} \frac{\tau_\epsilon^N}{N^{2/3} \log N} \approx 7.5 \frac{\tau_\epsilon^N}{N^{2/3} \log N} \approx \frac{\log R^N(\tau_\epsilon^N)}{\log N} \rightarrow \frac{2}{3}$$

giving the result. \square

On $t \in [0, \tau_\epsilon^N]$, $X_1^N(t)$ is dominated by the linear death process with immigration satisfying

$$\tilde{X}_1(t) = Y_b(2.5\epsilon t) - Y_d\left(\int_0^t .25\tilde{X}_1(s)ds\right).$$

Standard arguments for birth-death processes show that for $\alpha, \beta > 0$ and $\gamma_\beta^N = \inf\{t : \tilde{X}_1(t) \geq N^\beta\}$,

$$\lim_{N \rightarrow \infty} P\{\gamma_\beta^N \leq N^\alpha\} = 0.$$

Consequently, taking $0 < \beta < 2/3$ and $\alpha > 2/3$, we see that $N^{-2/3}X_1^N(\tau_\epsilon^N) \rightarrow 0$ and hence $N^{-2/3}X_2^N(\tau_\epsilon^N) \rightarrow \epsilon$.

It is clear that the time scale for Z_2^N is much slower than the time scale for Z_1^N and Z_3^N . The fast time scale of $\{Z_1^N, Z_3^N\}$ enables us to “average out” their contributions to the evolution of the second component after time τ_ϵ^N . We define $V_i^N(t) = Z_i(\tau_\epsilon^N + N^{2/3}t)$.

Theorem 3.4 (Averaging and deterministic approximation.)

a) Conditioning on $\tau_\epsilon^N < \infty$, for each $\delta > 0$ and $t > 0$,

$$\lim_{N \rightarrow \infty} P\left\{\sup_{0 \leq s \leq t} |V_2^N(s) - V_2(s)| \geq \delta\right\} = 0,$$

where V_2 is the solution of

$$V_2(t) = \epsilon + \int_0^t 7.5V_2(s)ds - \int_0^t 3.75V_2(s)^2ds. \quad (3.8)$$

b) Conditioning on $\tau_\epsilon^N < \infty$, for each $t \geq 0$, $(V_1^N(t), V_3^N(t))$ converges in distribution to a pair $(V_1(t), V_3(t))$ with joint distribution μ_t^{13} satisfying

$$\begin{aligned} & \int \left[2.5V_2(t) \left(g(z+1, y) - g(z, y) \right) \right. \\ & \left. + .25z \left(g(z-1, y) - g(z, y) \right) + (z-2y) \frac{\partial g}{\partial y}(z, y) \right] \mu_t^{13}(dz, dy) = 0. \end{aligned} \quad (3.9)$$

In particular, $V_1(t)$ has a Poisson distribution with parameter $10V_2(t)$, so

$$E[V_1(t)] = \text{Var}(V_1(t)) = 10V_2(t);$$

$$E[V_3(t)] = 5V_2(t), \quad \text{Var}(V_3(t)) = \frac{20}{9}V_2(t);$$

and

$$\text{Cov}(V_1(t), V_3(t)) = \frac{40}{9}V_2(t).$$

Remark 3.5

- a) Of course, the equation in Part (a) is just the classical logistic equation.
b) For times $t_1 < t_2$, $(V_1^N(t_1), V_3^N(t_1))$ and $(V_1^N(t_2), V_3^N(t_2))$ are asymptotically independent.

Proof. On the event $\tau_\epsilon^N < \infty$,

$$\begin{aligned} V_1^N(t) &= Z_1^N(\tau_\epsilon^N) + Y_b^\epsilon \left(\int_0^t 2.5N^{2/3} V_2^N(s) ds \right) - Y_d^\epsilon \left(\int_0^t .25N^{2/3} V_1^N(s) ds \right) \\ V_2^N(t) &= Z_2^N(\tau_\epsilon^N) + N^{-2/3} Y_a^\epsilon \left(\int_0^t N^{2/3} V_1^N(s) ds \right) - N^{-2/3} Y_b^\epsilon \left(\int_0^t 2.5N^{2/3} V_2^N(s) ds \right) \\ &\quad - N^{-2/3} Y_f^\epsilon \left(N^{2/3} \int_0^t .75V_2^N(s) V_3^N(s) ds \right) \\ V_3^N(t) &= Z_3^N(\tau_\epsilon^N) + N^{-1} Y_c^\epsilon \left(\int_0^t N^{5/3} V_1^N(s) ds \right) - N^{-1} Y_e^\epsilon \left(\int_0^t 2N^{5/3} V_3^N(s) ds \right) \\ &\quad - N^{-1} Y_f^\epsilon \left(\int_0^t .75N^{2/3} V_2^N(s) V_3^N(s) ds \right), \end{aligned}$$

where Y_a^ϵ , Y_b^ϵ , etc. are unit Poisson processes obtained from Y_a , Y_b , etc. by taking increments over the appropriate intervals. For example,

$$Y_b^\epsilon(u) = Y_b \left(\int_0^{\tau_\epsilon^N} 2.5Z_2^N(s) ds + u \right) - Y_b \left(\int_0^{\tau_\epsilon^N} 2.5Z_2^N(s) ds \right).$$

Note that

$$E[\rho^N N^{-2/3} V_1^N(t) + V_2^N(t)] \leq (\epsilon + \rho^N N^{-2/3}) e^{N^{2/3} \lambda^N t},$$

and the equation for V_1^N implies

$$\begin{aligned} E[V_1^N(t)] &= E[Z_1^N(\tau_\epsilon^N)] e^{-.25N^{2/3}t} + \int_0^t 2.5N^{2/3} e^{-.25N^{2/3}(t-s)} E[V_2^N(s)] ds \\ &\leq E[Z_1^N(\tau_\epsilon^N)] e^{-.25N^{2/3}t} + 10(\epsilon + \rho^N N^{-2/3}) e^{N^{2/3} \lambda^N t}. \end{aligned}$$

As $N \rightarrow \infty$, dividing the equations for V_1^N and V_3^N by $N^{2/3}$ shows that

$$\begin{aligned} \int_0^t V_1^N(s) ds - 10 \int_0^t V_2^N(s) ds &\rightarrow 0 \\ \int_0^t V_3^N(s) ds - 5 \int_0^t V_2^N(s) ds &\rightarrow 0. \end{aligned}$$

The assertion for V_3^N and the fact that V_2^N is asymptotically regular (for example, one can prove that $\lim_{h \rightarrow 0} \limsup_{N \rightarrow \infty} E[\sup_{t \leq T} \sup_{s \leq h} |V_2^N(t+s) - V_2^N(t)|] = 0$) implies

$$\int_0^t V_2^N(s) V_3^N(s) ds - 5 \int_0^t V_2^N(s)^2 ds \rightarrow 0.$$

It follows that V_2^N converges to the solution of (3.8). It should now be clear why we shifted the initial time to τ_ϵ^N .

V_1^N and V_3^N fluctuate rapidly and locally in time. V_1^N behaves like a simple birth and death process with V_2^N entering as a parameter, and V_3^N tries to follow V_1^N via an ordinary differential equation, on the intervals of constancy of $V_1^N(t)$, that is,

$$V_3^N(a + N^{-2/3}r) \approx V_3^N(a) + \int_0^r (V_1^N(a + N^{-2/3}s) - 2V_3^N(a + N^{-2/3}s)) ds,$$

and except for a short interval of time after each jump of V_1^N , $V_3^N(t) \approx \frac{1}{2}V_1^N(t)$. To be specific, let

$$\begin{aligned} B_s^N g(z, y) = & 2.5V_2^N(s)(g(z+1, y) - g(z, y)) + .25z(g(z-1, y) - g(z, y)) \\ & + zN(g(z, y + N^{-1}) - g(z, y)) + 2yN(g(z, y - N^{-1}) - g(z, y)). \end{aligned}$$

Then

$$M_g^N(t) \equiv g(V_1^N(t), V_3^N(t)) - g(Z_1(\tau_\epsilon^N), Z_3(\tau_\epsilon^N)) - N^{2/3} \int_0^t B_s^N g(V_1^N(s), V_3^N(s)) ds$$

is a martingale, and defining $\Gamma^N(C \times D \times [0, t]) = \int_0^t \mathbf{1}_C(V_1^N(s)) \mathbf{1}_D(V_3^N(s)) ds$,

$$\begin{aligned} g(V_1^N(t), V_3^N(t)) &= g(Z_1(\tau_\epsilon^N), Z_3(\tau_\epsilon^N)) + M_g^N(t) \quad x \\ &+ N^{2/3} \int_{\mathbb{Z}_+ \times \mathbb{R}_+ \times [0, t]} B_s^N g(z, y) \Gamma^N(dz \times dy \times ds). \end{aligned} \quad (3.10)$$

Relative compactness, in an appropriate sense, is easy to verify for (V_2^N, Γ^N) and any limit point (V_2, Γ) will satisfy

$$\Gamma([0, t] \times C \times D) = \int_0^t \mu_s^{13}(C \times D) ds.$$

Noting that

$$\lim_{N \rightarrow \infty} B_s^N g(z, y) - [2.5V_2^N(s)(g(z+1, y) - g(z, y)) + .25z(g(z-1, y) - g(z, y)) + (z-2y)\frac{\partial g}{\partial y}(z, y)] = 0,$$

dividing (3.10) by $N^{2/3}$ and letting $N \rightarrow \infty$, we have

$$\int_{\mathbb{Z}_+ \times \mathbb{R}_+ \times [0, t]} B_{V_2(s)} g(z, y) \Gamma(dz \times dy \times ds) = 0, \quad (3.11)$$

where

$$B_v g(z, y) = [2.5v(g(z+1, y) - g(z, y)) + .25z(g(z-1, y) - g(z, y)) + (z-2y)\frac{\partial g}{\partial y}(z, y)].$$

Differentiating (3.11) gives (3.9) at least for almost every t . (See [8] for more detail.)

From (3.9), we can easily obtain all the moments of the limiting joint distribution. Let (Z_s, Y_s) be a random vector with the law μ_s^{13} . Note that Z_s is just a Poisson variable with expectation $10V_2(s)$, hence the marginal moments of Z_s are immediate. With $g(z, y) = y$ in (3.9), we get

$$\sum_z \int_y [z-2y] \mu_s^{13}(dz, dy) = 0 \Rightarrow E[Y_s] = \frac{1}{2}E[Z_s] = 5V_2(s).$$

With $g(z, y) = zy$, we get

$$\sum_z \int_y [z(z-2y) + \frac{5}{2}yV_2(s) - \frac{1}{4}yz] \mu_s^{13}(dz, dy) = 0 \Rightarrow E[Z_s Y_s] = \frac{4}{9}E[Z_s^2] + \frac{10}{9}V_2(s)E[Y_s]$$

and

$$E[Z_s Y_s] = \frac{40}{9}V_2(s) + 50V_2(s)^2.$$

With $g(z, y) = y^2$,

$$\sum_z \int_y [2y(z-2y)] \mu_s^{13}(dz, dy) = 0 \Rightarrow E[Y_s^2] = \frac{1}{2}E[Z_s Y_s], \quad \text{etc.}$$

In general, taking $g(z, y) = z^n y^m$, one gets the recursive equation

$$\begin{aligned} mE[Z_s^{n+1}Y_s^{m-1}] - 2mE[Z_s^n Y_s^m] + \frac{5}{2}V_2(s) \sum_1^{n-1} \binom{n}{k} E[Z_s^{n-k} Y_s^m] \\ + \frac{1}{4} \sum_1^{n-1} \binom{n}{k} (-1)^k E[Z_s^{n-k+1} Y_s^m] = 0 \end{aligned}$$

from which one can iteratively compute all the joint moments of (Z_s, Y_s) . Note that in order to compute $E[Z_s^n Y_s^m]$ one first has to compute

$$E[Z_s^{n+m}], E[Z_s^{n+m-1} Y_s], E[Z_s^{n+m-2} Y_s^2], \dots, E[Z_s^{n+1} Y_s^{m-1}],$$

as well as all of $\{E[Z_s^i Y_s^j] : 0 < i+j < n+m\}$. □

A Appendix

Lemma A.1 Suppose M is a martingale with quadratic variation $[M]$ and $Z = \sup_t |M(t) - M(t-)|$. Then

$$P\{\sup_{s \leq t} |M(s)| \geq c\} \leq \frac{d + E[Z^2]}{c^2} + P\{[M]_t > d\}$$

Proof. Let $\tau = \inf\{s : [M]_s > d\}$ and note that $[M]_{\tau \wedge t} \leq d + Z^2$. Then

$$P\{\sup_{s \leq t} |M(s)| \geq c\} \leq P\{\sup_{s \leq t} |M(\tau \wedge s)| \geq c\} + P\{\tau \leq t\},$$

and the result follows by Doob's inequality. \square

Acknowledgments

The authors would like to thank the Institute of Mathematics and its Applications for their support and hospitality during the year on “Probability and Statistics in Complex Systems”.

References

- [1] Krishna B. Athreya and Peter E. Ney. *Branching processes*. Dover Publications Inc., Mineola, NY, 2004. Reprint of the 1972 original [Springer, New York; MR0373040].
- [2] Frank Ball and Peter Donnelly. Branching process approximation of epidemic models. *Theory Probab. Appl.*, 37(1):119–121, 1992.
- [3] Yang Cao, Daniel T. Gillespie, and Linda R. Petzold. The slow-scale stochastic simulation algorithm. *The Journal of Chemical Physics*, 122(1):014116, 2005.
- [4] Stewart N. Ethier and Thomas G. Kurtz. *Markov processes*. Wiley Series in Probability and Mathematical Statistics: Probability and Mathematical Statistics. John Wiley & Sons Inc., New York, 1986. Characterization and convergence.
- [5] C. W. Gardiner. *Handbook of stochastic methods for physics, chemistry and the natural sciences*, volume 13 of *Springer Series in Synergetics*. Springer-Verlag, Berlin, third edition, 2004.
- [6] Eric L. Haseltine and James B. Rawlings. Approximate simulation of coupled fast and slow reactions for stochastic chemical kinetics. *J. Chem. Phys.*, 117(15):6959–6969, 2002.

- [7] Thomas G. Kurtz. Strong approximation theorems for density dependent Markov chains. *Stochastic Processes Appl.*, 6(3):223–240, 1977/78.
- [8] Thomas G. Kurtz. Averaging for martingale problems and stochastic approximation. In *Applied stochastic analysis (New Brunswick, NJ, 1991)*, volume 177 of *Lecture Notes in Control and Inform. Sci.*, pages 186–209. Springer, Berlin, 1992.
- [9] Christopher V. Rao and Adam P. Arkin. Stochastic chemical kinetics and the quasi-steady-state assumption: application to the gillespie algorithm. *J. Chem. Phys.*, 118(11):4999–5010, 2003.
- [10] R. Srivastava, L. You, J. Summers, and J. Yin. Stochastic vs. deterministic modeling of intracellular viral kinetics. *J. Theoret. Biol.*, 218(3):309–321, 2002.
- [11] Matthias Stiefenhofer. Quasi-steady-state approximation for chemical reaction networks. *J. Math. Biol.*, 36(6):593–609, 1998.
- [12] N. G. van Kampen. *Stochastic processes in physics and chemistry*. North-Holland Publishing Co., Amsterdam, 1981. Lecture Notes in Mathematics, 888.