

Evolutionary Trees and the Ising Model on the Bethe Lattice: a Proof of Steel's Conjecture

Constantinos Daskalakis*

Elchanan Mossel[†]Sébastien Roch[‡]

May 1, 2022

Abstract

One of the major tasks of evolutionary biology is the reconstruction of phylogenetic trees from molecular data. The evolutionary model is given by a Markov chain on the true evolutionary tree. Given samples from this Markov chain at the leaves of the tree, the goal is to reconstruct the evolutionary tree.

It is well known that in order to reconstruct a tree on n leaves, sequences of length $\Omega(\log n)$ are needed. It was conjectured by M. Steel that for the CFN/Ising evolutionary model, if the mutation probability on all edges of the tree is less than $p^* = (\sqrt{2} - 1)/2^{3/2}$, then the tree can be recovered from sequences of length $O(\log n)$. The value p^* is exactly the transition point for the extremality of the free Gibbs measure for the Ising model on the binary tree. Steel's conjecture was proven by the second author in the special case where the tree is "balanced". The second author also proved that if all edges have mutation probability larger than p^* then the length needed is $n^{\Omega(1)}$.

Here we complete the proof of Steel's conjecture and give a reconstruction algorithm that requires optimal (up to a multiplicative constant) sequence length. Our results further extend to obtain an optimal reconstruction algorithm for the Jukes-Cantor model with short edges. All reconstruction algorithms run in polynomial time.

Our proof and results demonstrate that extremality of the free Gibbs measure on the infinite binary tree, which has been studied before in probability, statistical physics and computer science, determines how distinguishable are Gibbs measures on finite binary trees.

Keywords: Phylogenetics, CFN model, Ising model, phase transitions, reconstruction problem, Jukes Cantor.

1 Introduction

In this paper we establish a central conjecture in algorithmic Phylogeny [Ste01]: we show that every phylogenetic tree with short edges on n leaves can be reconstructed from sequences of length $O(\log n)$. This result establishes that the extremality of the free Gibbs measure for the Ising model on the infinite binary tree, studied in probability, statistical physics and computer science, determines the sampling complexity of the phylogenetic problem, a central problem in evolutionary biology. We proceed with background on the

*Computer Science, U.C. Berkeley, CA 94720. Email: costis@eecs.berkeley.edu. Supported by CIPRES (NSF ITR grant # NSF EF 03-31494).

[†]Statistics and Computer Science, U.C. Berkeley, CA 94720. Email: mossel@stat.berkeley.edu. Supported by a Miller fellowship in Statistics and Computer Science, by a Sloan fellowship in Mathematics and by NSF grants DMS-0504245, DMS-0528488 DMS-0548249 (CAREER) and ONR grant N0014-07-1-05-06

[‡]Theory Group, Microsoft Research, Redmond, WA 98052. Email: Sebastien.Roch@microsoft.com.

Phylogenetic problem, on the reconstruction problem and a statement of our results.

Phylogeny Background. Phylogenies are used in evolutionary biology to model the stochastic evolution of genetic data on the ancestral tree relating a group of species. The leaves of the tree correspond to (known) extant species. Internal nodes represent extinct species while the root of the tree represents the most recent ancestor of all species in the tree. Following paths from the root to the leaves, each bifurcation indicates a speciation event whereby two new species are created from a parent. We refer the reader to [Fel04, SS03] for excellent introductions to Phylogeny.

The underlying assumption is that genetic information evolves from the root to the leaves according to a Markov model on the tree. This genetic information may consist of DNA sequences, proteins, etc. Suppose for example that the genetic data consists of (aligned) DNA sequences and let us follow the evolution of the first letter in all sequences. This collection, named the first *character*, evolves according to Markov transition matrices on the edges. The root is assigned one of the four letters A, C, G and T . Then this letter evolves from parents to descendants according to the Markov matrices on the edges connecting them.

The vector of the i 'th letter of all sequences is called the i 'th *character*. It is further assumed that the characters are i.i.d. random variables. In other words, each site in a DNA sequence is assumed to mutate independently from its neighbors according to the same mutation mechanism. Naturally, this is an over-simplification of the underlying biology. Nonetheless, the model above may be a good model for the evolution of some DNA subsequences and is the most popular evolution model in molecular biology, see e.g. [Fel04, SS03]. One of the major tasks in molecular biology, the *reconstruction of phylogenetic trees*, is to infer the topology of the (unknown) tree from the characters (sequences) at the leaves (extant species).

In this paper we will be mostly interested in two mutation models, the Cavender-Farris-Neyman (CFN) model [Cav78, Far73, Ney71], and the Jukes-Cantor (JC) model [JC69].

In the CFN model the character states at the nodes of the tree are 0 and 1 and their a priori probability at the root is $1/2$ each (the 0 and 1 originally corresponded to the Purine and Pyrimidine groups). To each edge e corresponds a mutation parameter $p(e)$ which is the probability that the character mutates along the edge e . In the JC model the character states are A, C, G and T with a priori probability $1/4$ each. To each edge e corresponds a mutation parameter $p(e)$ and it is assumed that every state mutates with probability $p(e)$ to each of the other states.

Extremality and the Reconstruction Problem. A problem that is closely related to the *phylogenetic problem* is that of inferring the *ancestral state*, that is, the character state at the root of the tree, given the character states at the leaves. This problem was studied earlier in statistical physics, probability and computer science under the name of *reconstruction problem*, or *extremality of the free Gibbs measure*. See [Spi75, Hig77, Geo88]. The reconstruction problem for the CFN model was analyzed in [BRZ95, EKPS00, Iof96, BKMP05, MSW04b, BCMR06]. In particular, the role of the reconstruction problem in the analysis of the mixing time of Glauber dynamics on trees was established in [BKMP05, MSW04b].

Roughly speaking, the reconstruction problem is *solvable* when the correlation between the root and the leaves persists no matter how large the tree is. When it is unsolvable, the correlation decays to 0 for large trees. The results of [BRZ95, EKPS00, Iof96, BKMP05, MSW04b, BCMR06] show that for the CFN model, if for all e , it holds that $p(e) \leq p_{\max} < p^*$ then the reconstruction problem is solvable, where

$$p^* = \frac{\sqrt{2} - 1}{\sqrt{8}} \approx 15\%.$$

If, on the other hand, for all e it holds that $p(e) \geq p_{\min} > p^*$ and the tree is balanced in the sense that all leaves are at the same distance from the root, then the reconstruction problem is *unsolvable*. Moreover in

this case, the correlation between the root state and any function of the character states at the leaves decays as $n^{-\Omega(1)}$.

Our Results. M. Steel [Ste01] conjectured that when $0 < p_{\min} \leq p(e) \leq p_{\max} < p^*$ for all edges e , one can reconstruct with high probability the phylogenetic tree from $O(\log n)$ characters. Steel’s insightful conjecture suggests that there are deep connections between the reconstruction problem and phylogenetic reconstruction.

This conjecture has been proven to hold for trees where all the leaves are at the same graph distance from the root in [Mos04]. It is also shown there that the number of characters needed when $p(e) \geq p_{\min} > p^*$, for all e , is $n^{\Omega(1)}$. The second result intuitively follows from the fact that the topology of the part of the tree that is close to the root is essentially independent of the characters at the leaves if the number of characters is not at least $n^{\Omega(1)}$.

The basic intuition behind Steel’s conjecture is that, since, in the regime where $p(e) \leq p_{\max} < p^*$, there is no decay of the quality of reconstructed sequences, it should be as easy to reconstruct deep trees as it is to reconstruct shallow trees. In [ESSW99] (see also [Mos07]) it is shown that “shallow” trees can be reconstructed from $O(\log n)$ characters if all mutation probabilities are bounded away from 0 and $1/2$ (the results of [ESSW99] also show that in this regime, any tree can be recovered from sequences of polynomial length). The same high-level reasoning has also yielded a complete proof that $O(\log n)$ characters suffice for a “homoplasy-free” mutation model when all edges are short [MS04].

Here we give a complete proof of Steel’s conjecture. We show that, if $0 < p_{\min} \leq p(e) \leq p_{\max} < p^*$ for all edges e of the tree, then the tree can be reconstructed from $c(p_{\min}, p_{\max})(\log n + \log 1/\delta)$ characters with error probability at most δ . This result implies that sequences of logarithmic length suffice to reconstruct phylogenetic trees in the Jukes-Cantor model, when all the edges are sufficiently short.

1.1 Formal Definitions and Main Results

Trees and Path Metrics. Let T be a tree. Write $\mathcal{V}(T)$ for the nodes of T , $\mathcal{E}(T)$ for the edges of T and $\mathcal{L}(T)$ for the leaves of T . If the tree is rooted, then we denote by $\rho(T)$ the root of T . Unless stated otherwise, all trees are assumed to be *binary* (all internal degrees are 3) and it is further assumed that $\mathcal{L}(T)$ is labelled.

Let T be a tree equipped with a length function on its edges, $d : \mathcal{E}(T) \rightarrow \mathcal{R}_+$. The function d will also denote the induced path metric on $\mathcal{V}(T)$: $d(v, w) = \sum \{d(e) : e \in \text{path}_T(v, w)\}$, for all $v, w \in \mathcal{V}(T)$, where $\text{path}_T(x, y)$ is the path (sequence of edges) connecting x to y in T .

We will further assume below that the length of all edges is bounded between f and g for all $e \in \mathcal{E}(T)$. In other words, for all $e \in \mathcal{E}(T)$, $f \leq d(e) \leq g$.

Markov Model of Mutation. We now define the evolution process on a rooted tree equipped with a path metric d . The process is determined by a rooted tree $T = (V, E)$ equipped with a path metric d and a *mutation rate matrix* Q . We will be mostly interested in the case where $Q = \begin{pmatrix} -1 & 1 \\ 1 & -1 \end{pmatrix}$ corresponding to the CFN model and in the case where Q is a 4×4 matrix given by $Q_{i,j} = 1 - 4\delta(i = j)$ corresponding to the Jukes-Cantor model. To edge e of length $d(e)$ we associate the mutation matrix $M^e = \exp(d(e)Q)$.

In the mutation model on the tree T rooted at ρ each vertex iteratively chooses its state from the state at its parent by an application of the Markov transition rule M^e , where e is the edge connecting it to its parent. We assume that all edges in E are directed away from the root. Thus the probability distribution on the tree is the probability distribution on $\{0, 1\}^V$ ($\{A, C, G, T\}^V$) given by $\bar{\mu}[\sigma] = \pi(\sigma(\rho)) \prod_{(x \rightarrow y) \in E} M_{\sigma(x), \sigma(y)}^{(x \rightarrow y)}$, where π is given by the uniform distribution at the root, so that $\pi(0) = \pi(1) = 1/2$ for the CFN model and $\pi(A) = \pi(C) = \pi(G) = \pi(T) = 1/4$ for the JC model. We let the measure μ denote the marginal of $\bar{\mu}$ on

the set of leaves which we identify with $[n]$. Thus $\mu(\sigma) = \sum \{\bar{\mu}(\tau) : \forall i \in [n], \tau(i) = \sigma(i)\}$. The measure μ defines the probability distribution at the leaves of the tree.

We note that both for the CFN model and for the JC model, the mutation matrices M^e admit an alternative simple representation. For the CFN model, with probability $p(e) = (1 - \exp(-2d(e)))/2$, there is a mutation and, otherwise, there is no mutation. Similarly for the JC model with probability $p(e) = (1 - \exp(-4d(e)))/4$ each of the three possible mutations occur. In particular, defining

$$g^* = \frac{\ln 2}{4}, \quad (1)$$

we may formulate the result on the reconstruction problem for the phase transition of the CFN model as follows: “If $d(e) \leq g < g^*$ for all e then the reconstruction problem is solvable.”

Phylogenetic Reconstruction Problem. We will be interested in reconstructing phylogenies in the regime where the reconstruction problem is solvable. The objective is to reconstruct the underlying tree T whose internal nodes are unknown from the collection of sequences at the leaves. Since for both the CFN model and the JC model, the distribution $\bar{\mu}[\sigma]$, described above, is independent of the location of the root we can only aim to reconstruct the underlying un-rooted topology. Let \mathcal{T} represent the set of all *binary topologies* (that is, unrooted undirected binary trees) and $\mathcal{M}_{f,g}^{\text{CFN}}$ the family of CFN mutation matrices, as described above, which correspond to distances d satisfying:

$$0 < f \leq d \leq g < g^*,$$

where g^* is given by (1) and f is an arbitrary positive constant. Let $\mathcal{T} \otimes \mathcal{M}_{f,g}^{\text{CFN}}$ denote the set of all unrooted phylogenies, where the underlying topology is in \mathcal{T} and all mutation matrices on the edges are in $\mathcal{M}_{f,g}^{\text{CFN}}$. Rooting $T \in \mathcal{T} \otimes \mathcal{M}_{f,g}^{\text{CFN}}$ at an arbitrary node, let μ_T be the measure at the leaves of T as described above. It is well known, e.g. [ESSW99, Cha96] that different elements in $\mathcal{T} \otimes \mathcal{M}_{f,g}^{\text{CFN}}$ correspond to different measures; therefore we will identify measures with their corresponding elements of $\mathcal{T} \otimes \mathcal{M}_{f,g}^{\text{CFN}}$. We are interested in finding a (efficiently computable) map Ψ such that $\Psi(\sigma_\partial^1, \dots, \sigma_\partial^k) \in \mathcal{T}$, where $\sigma_\partial = (\sigma_\partial^i)_{i=1}^k$ are k characters at the leaves of the tree. Moreover, we require that for every distribution $\mu_T \in \mathcal{T} \otimes \mathcal{M}_{f,g}^{\text{CFN}}$, if $\sigma_\partial^1, \dots, \sigma_\partial^k$ are generated independently from μ_T , then with high probability $\Psi(\sigma_\partial^1, \dots, \sigma_\partial^k) = T$. The problem of finding an efficiently computable map Ψ is called the *phylogenetic reconstruction problem* for the CFN model. The phylogenetic reconstruction problem for the JC model is defined similarly. In [ESSW99], it is shown that there exists a polynomial time algorithm that reconstructs the topology from $k = \text{poly}(n, 1/\delta)$ characters, with probability of error δ . Our results are the following.

Theorem 1 (Main Result) *Consider the CFN model on binary trees where all edges satisfy: $0 < f \leq d(e) \leq g < g^*$. Then there exists a polynomial time algorithm that reconstructs the topology of the tree from $k = c(f, g)(\log n + \log 1/\delta)$ characters with error probability at most δ ; in particular, $c(f, g) = \frac{c(g)}{f^2}$. Moreover, the value g^* given by (1) is tight.*

Our algorithm can be used to reconstruct phylogenies from DNA sequences if we replace all occurrences of characters ‘A’ and ‘G’ by ‘0’ and all occurrences of ‘C’ and ‘T’ by ‘1’. This mapping is in accordance with the biological role of purines and pyrimidines if we interpret symbol ‘0’ as purine and symbol ‘1’ as pyrimidine. In fact, we prove the following.

Corollary 1 (Jukes-Cantor Model) *Consider the JC model on binary trees where all edges satisfy*

$$0 < f \leq d(e) \leq g < g_{\text{JC}}^*, \text{ where } g_{\text{JC}}^* := g^*/2.$$

Then there exists a polynomial time algorithm that reconstructs the topology of the tree from $c'(f, g)(\log n + \log 1/\delta)$ characters with error probability at most δ ; $c'(f, g) = \frac{c'(g)}{f^2}$.

Note that in the Jukes-Cantor case we allow up to $\approx 22\%$ nucleotide changes on average *per branch*. In particular, we believe our result is of potential practical interest.

Theorem 1 and Corollary 1 extend also to cases where the data at the leaves is given with an arbitrary level of noise. For this *robust phylogenetic reconstruction problem* both values g^* and g_{JC}^* are tight.

The results stated here were first reported without proof in [DMR06].

1.2 Organization of the Paper

Roughly speaking, our reconstruction algorithm has two main components. First, the *statistical component* consists in

1. [Ancestral Reconstruction] the reconstruction of sequences at internal nodes;
2. [Distance Estimation] the estimation of distances between the nodes.

The former—detailed in Section 2—is borrowed from [Mos04] where Steel’s conjecture is proved for the special case of balanced trees. In general trees, however, distance estimation is complicated by nontrivial correlations between reconstruction biases. We deal with these issues in Section 3.

Second, the *combinatorial component* of the algorithm—which uses quartet-based ideas from Phylogenetics and is significantly more involved than [Mos04]—is detailed in Sections 4 and 5. A full description of the algorithm as well as an example of its execution can also be found in Section 5. Proof of the correctness of the algorithm is provided in Section 6.

1.3 Notation

Throughout we fix $0 < f < g < g' < g^*$ and $\gamma > 3$. By definition of g^* , we have $2e^{-4g} > 1$ and $2e^{-4g'} > 1$. We denote $\theta = e^{-2g}$ and $\theta' = e^{-2g'}$.

2 Reconstruction of Ancestral Sequences

Ancestral Reconstruction. In this section we state the results of [Mos04] on ancestral reconstruction using recursive majority and we briefly explain how these results are used in the reconstruction algorithm. Following [Mos04], we use character values ± 1 instead of $0/1$. Furthermore, instead of using the mutation probability $0 \leq p(e) \leq 1/2$, we use the parameter $\theta(e) = 1 - 2p(e)$ which satisfies $0 \leq \theta(e) \leq 1$. In terms of the parameter θ we have reconstruction solvability whenever $\theta(e) \geq \theta > \theta_*$, for all edges e , where value θ_* satisfies $2\theta_*^2 = 1$.

For the CFN model both the majority algorithm [Hig77] and the recursive majority algorithm [Mos98] are effective in reconstructing the root value. Note that for other models, in general, most simple reconstruction algorithms are not effective all the way to the reconstruction threshold [Mos01, MP03, JM04]. (see below for a definition of these estimators). However, as noted in [Mos04], there is an important difference between the two reconstruction algorithms when different edges e have different values of $\theta(e)$. Suppose that $\theta(e) > \theta' > \theta^*$ for all edges e . Then, the recursive majority function is effective in reconstructing the

root value with probability bounded away from $1/2$ (as a function of θ'). On the other hand, it is easy to construct examples where the majority function reconstructs the root with probability tending to $1/2$ as the tree size increases.

The difference between the two algorithms can be roughly stated as follows. When different edges have different θ -values, different “parts” of the tree should have different weights in calculating the reconstructed value at the root. Indeed, when all θ -values are known, an appropriate weighted majority function can estimate the root value correctly with probability bounded away from $1/2$ [MP03]. However, when the θ -values are unknown, using (say) uniform weights may result in an arbitrarily inaccurate estimator.

Recursive majority, on the other hand, does not require knowledge of the θ -values to be applied successfully. This essentially follows from the fact that the majority function is “noise-reducing”. More specifically, suppose $\theta' > \theta^*$. Then, as we shall see shortly, there exists an integer ℓ and noise level $\varepsilon > 0$ such that majority on the ℓ -level binary tree has the following property: if all leaf values are given with stochastic error at most $\varepsilon < 1/2$ then majority of these values differs from the actual root state with probability at most ε . Therefore, recursive application of the majority function— ℓ levels at a time—results in an estimator whose error is at most ε for *any* number of levels.

Properties of Recursive Majority. We proceed with a formal definition of recursive majority. Let $\widehat{\text{Maj}} : \{-1, 1\}^d \rightarrow \{-1, 1\}$ be the function defined as follows

$$\widehat{\text{Maj}}(x_1, \dots, x_d) = \text{sign} \left(\sum_{i=1}^d x_i + 0.5\omega \right),$$

where ω is ± 1 with probability $1/2$ independently of the x_i ’s. In other words, $\widehat{\text{Maj}}$ outputs the majority value of its input arguments, unless there is a tie in which case it outputs ± 1 with probability $1/2$ each. For consistency, we denote all statistical estimators with a hat. Note in particular that our notation differs from [Mos04].

Next we define the “noise-reduction” property of majority. The function η below is meant to measure the noise level at the leaves.

Definition 1 (Correlation at the root) Let $T = (V, E)$ be a tree rooted at ρ with leaf set ∂T . For functions $\tilde{\theta} : E \rightarrow [0, 1]$ and $\tilde{\eta} : \partial T \rightarrow [0, 1]$, let $\text{CFN}(\tilde{\theta}, \tilde{\eta})$ be the CFN model on T where $\theta(e) = \tilde{\theta}(e)$ for all e which are not adjacent to ∂T , and $\theta(e) = \tilde{\theta}(e)\tilde{\eta}(v)$ for all $e = (u, v)$, with $v \in \partial T$. Let

$$\text{MajCorr}(\tilde{\theta}, \tilde{\eta}) = \mathbf{E} \left[+\widehat{\text{Maj}}(\sigma_{\partial T}) \mid \sigma_{\rho} = +1 \right] = \mathbf{E} \left[-\widehat{\text{Maj}}(\sigma_{\partial T}) \mid \sigma_{\rho} = -1 \right],$$

where σ is one sample drawn from $\text{CFN}(\tilde{\theta}, \tilde{\eta})$.

Theorem 2 (Noise reduction of majority; see [Mos04]) Let b and θ_{\min} be such that $b\theta_{\min}^2 > h^2 > 1$. Then there exist $\ell(b, \theta_{\min})$, $\alpha(b, \theta_{\min}) > h^{\ell} > 1$ and $\beta(b, \theta_{\min}) > 0$, such that any $\text{CFN}(\theta, \eta)$ model on the ℓ -level b -ary tree satisfying $\min_{e \in E} \theta(e) \geq \theta_{\min}$ and $\min_{e \in E} \eta(e) \geq \eta_{\min}$ also satisfies:

$$\text{MajCorr}(\theta, \eta) \geq \min\{\alpha\eta_{\min}, \beta\}. \quad (2)$$

In particular if $\eta_{\min} \geq \beta$ then:

$$\text{MajCorr}(\theta, \eta) \geq \beta. \quad (3)$$

General Trees. Recursive application of Theorem 2 allows the reconstruction of the root value on any *balanced* binary tree with correlation at least β . However, below we consider *general* trees. In particular, when estimating the sequence at an internal node u of the phylogenetic tree, we wish to apply Theorem 2 to a subtree rooted at u and this subtree need not be balanced. This can be addressed by “completing” the subtree into a balanced tree (with number of levels a multiple of ℓ) and taking all added edges to have length $d(e) = 0$, that is, $\theta(e) = 1$. Fix ℓ and β so as to satisfy Theorem 2 with $b = 2$ and $\theta_{\min} = \theta$. (Recall that for the proof of Theorem 1 we assume $\theta(e) \geq \theta > \theta^*$, for all edges e .) Consider the following recursive function of $x = (x_1, x_2, \dots)$:

$$\begin{aligned}\widehat{\text{Maj}}_\ell^0(x_1) &= x_1, \\ \widehat{\text{Maj}}_\ell^j(x_1, \dots, x_{2^j\ell}) &= \widehat{\text{Maj}}\left(\widehat{\text{Maj}}_\ell^{j-1}(x_1, \dots, x_{2^{j-1}\ell}), \dots, \widehat{\text{Maj}}_\ell^{j-1}(x_{2^j\ell-2^{j-1}\ell+1}, \dots, x_{2^j\ell})\right),\end{aligned}$$

for all $j \geq 1$. In the discussion that follows, for $\sigma_{\partial T} = (\sigma_{\partial T}^i)_{i=1}^k$ we denote by

$$\widehat{\text{Anc}}_{\rho, T}(\sigma_{\partial T}) := \left(\widehat{\text{Anc}}_{\rho, T}(\sigma_{\partial T}^i)\right)_{i=1}^k \quad (4)$$

the function that estimates the ancestral sequence at the root ρ of the tree T using recursive majority as follows: for all $i = 1, \dots, k$,

1. Let \tilde{T} be the tree T (minimally) completed with edges of θ -value 1 so that \tilde{T} is a complete binary tree with a number of levels a multiple of ℓ , say $J\ell$;
2. Assign to the leaves of \tilde{T} the value of their parent leaf in T under σ^i ;
3. Let $\tilde{\sigma}$ be the leaf states of \tilde{T} arranged in pre-order;
4. Compute

$$\widehat{\text{Anc}}_{\rho, T}(\sigma_{\partial T}^i) := \widehat{\text{Maj}}_\ell^J(\tilde{\sigma}).$$

From Theorem 2, we get:

Corollary 2 (Recursive Majority) *Let $T = (V, E)$ be a tree rooted at ρ with leaf set ∂T . Let $\sigma_{\partial T}$ be one sample drawn from $\text{CFN}(\theta, \eta)$ with $\theta(e) \geq \theta > \theta^*$ and $\eta(e) = 1$, for all edges e . Then, we can choose ℓ and $\beta > 0$ so that*

$$\mathbb{P}\left[\widehat{\text{Anc}}_{\rho, T}(\sigma_{\partial T}) = \sigma_\rho \mid \sigma_\rho\right] \geq \frac{1 + \beta}{2}. \quad (5)$$

3 Distance Estimation

Throughout this section, we fix a tree T on n leaves. Recall the definition of our path metric d from Section 1.1. We assume that $\sigma_{\partial T} = (\sigma_{\partial T}^t)_{t=1}^k$ are k i.i.d. samples (or characters) at the leaves of T generated by the CFN model with parameters $d(e) \leq g$ for all $e \in \mathcal{E}(T)$ (a lower bound on d is not required in this section, but it will be in the next one). In biological terms, we think of $\sigma_{\partial T} = ((\sigma_u^t)_{u \in \partial T})_{t=1}^k$ as n sequences of length k and we sometimes refer to $\sigma_u = (\sigma_u^t)_{t=1}^k$ as the “sequence at u ”.

Distance between leaves. As explained in Section 1.1, a basic technique in phylogenetic reconstruction is the notion of a metric on the leaves of the tree. The distance between two leaves is a measure of the correlation between their respective sequences. We begin with the definition of a natural distance estimator.

Definition 2 (Correlation between sequences) Let u, v be leaves of T . The following quantity

$$\widehat{\text{Dist}}(\sigma_u, \sigma_v) = -\frac{1}{2} \ln \left[\left(\frac{1}{k} \sum_{t=1}^k \sigma_u^t \sigma_v^t \right)_+ \right], \quad (6)$$

is an estimate of $d(u, v)$. In cases where the sum inside the log is non-positive, we define $\widehat{\text{Dist}}(\sigma_u, \sigma_v) = +\infty$.

The next proposition provides a guarantee on the performance of $\widehat{\text{Dist}}$. The proof follows from standard concentration inequalities. An important point to note is that the guarantee applies only to short distances (that is, distances of order $O(1)$) because of our use of *short* sequences.

Proposition 1 (Accuracy of $\widehat{\text{Dist}}$) For all $\varepsilon > 0$, $M > 0$, there exists $c = c(\varepsilon, M; \gamma) > 0$, such that if the following conditions hold:

- [Short Distance] $d(u, v) < M$,
- [Sequence Length] $k = c' \log n$, for some $c' > c$,

then

$$\left| d(u, v) - \widehat{\text{Dist}}(\sigma_u, \sigma_v) \right| < \varepsilon,$$

with probability at least $1 - O(n^{-\gamma})$.

Proof: By Azuma's inequality we get

$$\begin{aligned} \mathbb{P} \left[\widehat{\text{Dist}}(\sigma_u, \sigma_v) > d(u, v) + \varepsilon \right] &= \mathbb{P} \left[\frac{1}{k} \sum_{t=1}^k \sigma_u^t \sigma_v^t < e^{-2d(u, v) - 2\varepsilon} \right] \\ &= \mathbb{P} \left[\frac{1}{k} \sum_{t=1}^k \sigma_u^t \sigma_v^t < e^{-2d(u, v)} - (1 - e^{-2\varepsilon})e^{-2d(u, v)} \right] \\ &\leq \mathbb{P} \left[\frac{1}{k} \sum_{t=1}^k \sigma_u^t \sigma_v^t < \mathbb{E}[\sigma_u^1 \sigma_v^1] - (1 - e^{-2\varepsilon})e^{-2M} \right] \\ &\leq \exp \left(-\frac{((1 - e^{-2\varepsilon})e^{-2M})^2}{2k(2/k)^2} \right) \\ &= n^{-c'K}, \end{aligned}$$

with K depending on M and ε . Above, we used that

$$d(u, v) = -\frac{1}{2} \ln \mathbb{E}[\sigma_u^1 \sigma_v^1].$$

A similar inequality holds for the other direction. ■

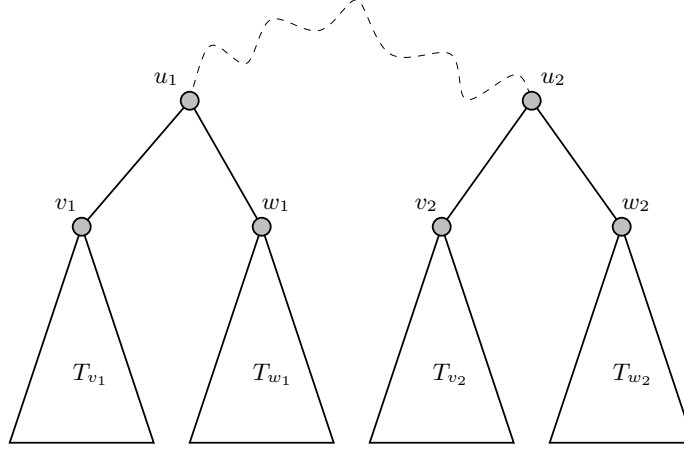


Figure 1: Basic disjoint setup for estimator $\widehat{\text{Int}}$ and routines ISSPLIT and ISSHORT. The subtrees $T_{v_1}, T_{w_1}, T_{v_2}, T_{w_2}$ are edge-disjoint (see Definition 8 below).

Distance Between Internal Nodes. Our reconstruction algorithm actually requires to compute distances between *internal* nodes. Note that, in general, we do not know the true sequences at internal nodes of the tree. Therefore, we need to estimate distances by applying (6) to *reconstructed* sequences. An obvious issue with this idea is that reconstructed sequences are subject to a systematic bias.

Definition 3 (Bias) Suppose v is the root of a subtree T_v of T . Let $\widehat{\sigma}_v = \widehat{\text{Anc}}_{v, T_v}(\sigma_{\partial T_v})$. Then, the quantity

$$\lambda(T_v, v) = -\frac{1}{2} \ln(\mathbb{E}[\sigma_v \widehat{\sigma}_v]_+),$$

is called the reconstruction bias at v on T_v . (Note the similarity to (6).) We note

$$B(\tilde{g}) = \sup \lambda(T_v, v),$$

where the supremum is taken over all rooted binary trees with edge lengths at most \tilde{g} . Note that for all $\tilde{g} < g^*$ we have by Corollary 2

$$0 < B(\tilde{g}) < +\infty.$$

We also denote

$$\beta(\tilde{g}) = e^{-2B(\tilde{g})}.$$

Since $B(g) > 0$, we cannot estimate exactly the internal sequences. Hence Proposition 1 cannot be used directly to estimate distances between internal nodes. We deal with this issue as follows. Consider the configuration in Figure 1. More precisely:

Definition 4 (Basic Disjoint Setup (Preliminary Version)) Root T at an arbitrary vertex. Note that, by reversibility, the CFN model on a tree T can be rerooted arbitrarily without changing the distribution at the leaves. Denote by T_x the subtree of T rooted at x . We consider two internal nodes u_1, u_2 that are not descendants of each other in T . Denote by v_φ, w_φ the children of u_φ in T_{u_φ} , $\varphi = 1, 2$. We call this configuration the Basic Disjoint Setup (Preliminary Version).

We need a few basic combinatorial definitions.

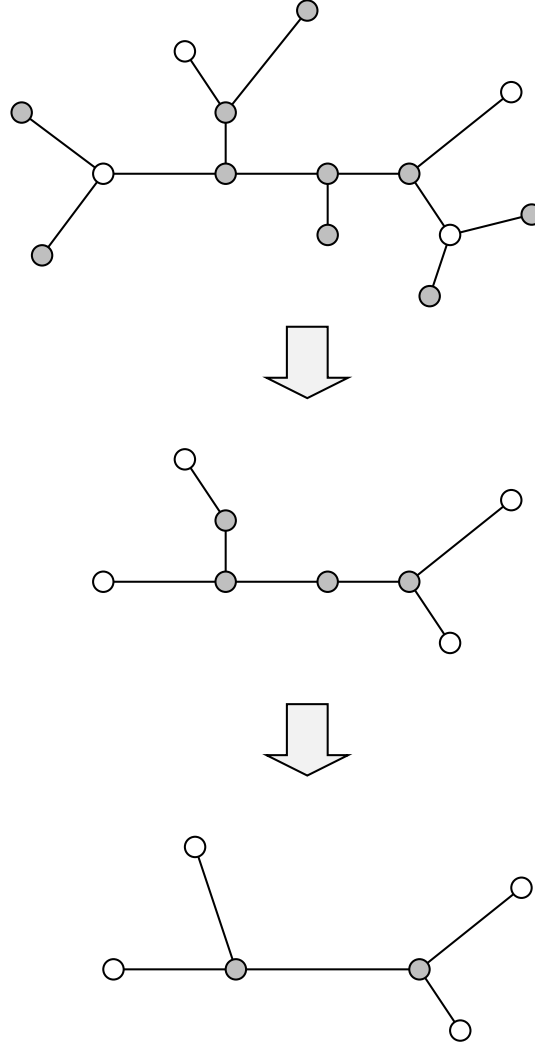


Figure 2: Restricting the top tree to its white nodes.

Definition 5 (Restricted Subtree) Let $V' \subseteq V$ be a subset of the vertices of T . The subtree of T restricted to V' is the tree T' obtained by 1) keeping only nodes and edges on paths between vertices in V' and 2) by then contracting all paths composed of vertices of degree 2, except the nodes in V' . We sometimes use the notation $T' = T|_{V'}$. See Figure 2 for an example.

Definition 6 (Quartet) A quartet is a set of four leaves. More generally, for any set $\mathcal{Q} = \{v_1, w_1, v_2, w_2\}$ of four nodes of T , we think of \mathcal{Q} as a quartet on $T|_{\mathcal{Q}}$. We say that a quartet $\mathcal{Q} = \{v_1, w_1, v_2, w_2\}$ is nondegenerate if none of the nodes in \mathcal{Q} are on a path between two other nodes in \mathcal{Q} . There are three possible (leaf-labelled) topologies on a nondegenerate quartet, called quartet splits, one for each partition of the four leaves into two pairs. In Figure 1, the correct quartet split on \mathcal{Q} is $\{\{v_1, w_1\}\{v_2, w_2\}\}$ which we denote by $v_1w_1|v_2w_2$.

To compute the distance between u_1 and u_2 , we think of the path between u_1 and u_2 as the internal edge of the quartet $\mathcal{Q} = \{v_1, w_1, v_2, w_2\}$. Of course, the reconstructed sequences at $x \in \mathcal{Q}$ also suffer from a

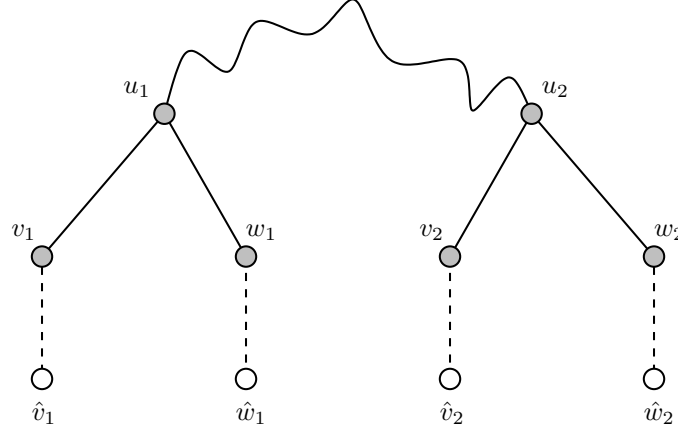


Figure 3: Basic setup for estimator $\widehat{\text{Int}}$ where reconstruction bias is represented by dashed edges.

systematic bias. However, we prove in Proposition 2 that the bias does not affect the computation of the length of the *internal* edge of the quartet.

Indeed, as depicted in Figure 3, we treat the systematic errors introduced by the reconstruction as “extra edges” attached to the nodes in $\mathcal{Q} = \{v_1, w_1, v_2, w_2\}$, with corresponding “endpoints” $\widehat{\mathcal{Q}} = \{\hat{v}_1, \hat{w}_1, \hat{v}_2, \hat{w}_2\}$. Our estimator $\widehat{\text{Int}}$ is then obtained from a classical distance-based computation—known in phylogenetics as the *Four-Point Method* [Bun71]—applied to the “extra nodes” $\widehat{\mathcal{Q}}$ (see (7) below). For this idea to work, it is crucial that the systematic error in the reconstructed sequences at $x \in \mathcal{Q}$ be *independent* (given the true sequences at $x \in \mathcal{Q}$). This is the case when u_1 and u_2 are not descendant of each other because of the Markov property.

We now define our distance estimator $\widehat{\text{Int}}$. We let $\hat{\sigma}_x = \widehat{\text{Anc}}_{x, T_x}(\sigma_{\partial T_x})$ be the reconstructed sequence at x .

Definition 7 (Distance Estimator $\widehat{\text{Int}}$) Consider the Basic Disjoint Setup (Preliminary Version). Then, we let

$$\widehat{\text{Int}}(\hat{\sigma}_{v_1}, \hat{\sigma}_{w_1}; \hat{\sigma}_{v_2}, \hat{\sigma}_{w_2}) = \frac{1}{2} \left(\widehat{\text{Dist}}(\hat{\sigma}_{v_1}, \hat{\sigma}_{v_2}) + \widehat{\text{Dist}}(\hat{\sigma}_{w_1}, \hat{\sigma}_{w_2}) - \widehat{\text{Dist}}(\hat{\sigma}_{v_1}, \hat{\sigma}_{w_1}) - \widehat{\text{Dist}}(\hat{\sigma}_{v_2}, \hat{\sigma}_{w_2}) \right). \quad (7)$$

If one of the $\widehat{\text{Dist}}$ quantities is $+\infty$, the function $\widehat{\text{Int}}$ is set to $+\infty$.

The next proposition provides a guarantee on the performance of $\widehat{\text{Int}}$. As in Proposition 1, the guarantee applies only to $O(1)$ distances because of our use of short sequences.

Proposition 2 (Accuracy of $\widehat{\text{Int}}$) Consider the Basic Disjoint Setup (Preliminary Version). Let $\mathcal{Q} = \{v_1, w_1, v_2, w_2\}$. For all $\varepsilon > 0$, $M > 0$, there exists $c = c(\varepsilon, M; \gamma, g) > 0$ such that, if the following hold:

- [Edge Lengths] For all $e \in \mathcal{E}(T)$, $d(e) \leq g$;
- [Short Distances] We have $d(x, y) < M$, $\forall x, y \in \mathcal{Q}$;
- [Sequence Length] The sequences used have length $k = c' \log n$, for some $c' > c$;

then, with probability at least $1 - O(n^{-\gamma})$,

$$\left| d(u_1, u_2) - \widehat{\text{Int}}(\hat{\sigma}_{v_1}, \hat{\sigma}_{w_1}; \hat{\sigma}_{v_2}, \hat{\sigma}_{w_2}) \right| < \varepsilon.$$

Proof: First note that, for all $t \in \{1, \dots, k\}$, conditioned on $\{\sigma_x^t\}_{x \in \mathcal{Q}}$, the values $\{\hat{\sigma}_x^t\}_{x \in \mathcal{Q}}$ are independent by the Markov property. Therefore, as we observed before, the systematic errors introduced by the reconstruction process can be treated as “extra edges”, with endpoints $\mathcal{Q} = \{\hat{v}_1, \hat{w}_1, \hat{v}_2, \hat{w}_2\}$ (see Figure 3). Moreover, from (5), it follows that, $\forall x \in \mathcal{Q}, \forall t \in \{1, \dots, k\}$,

$$\mathbb{P}[\hat{\sigma}_x^t = \sigma_x^t | \sigma_x^t] \geq \frac{1 + \beta(g)}{2}, \quad (8)$$

where $\beta(g) > 0$ is specified by Definition 3. From (8), the lengths of the “extra edges”—equal to the reconstruction biases—are at most $B(g)$.

Appealing to Proposition 1 with constants $\frac{\varepsilon}{2}$ and $M + 2B(g)$, and using an easy union bound, we argue that with probability at least $1 - O(n^{-\gamma})$ for all $x, y \in \mathcal{Q}$

$$\left| \widehat{\text{Dist}}(\hat{\sigma}_x, \hat{\sigma}_y) - d(\hat{x}, \hat{y}) \right| < \frac{\varepsilon}{2},$$

where we extend d to the “extra nodes” \hat{x}, \hat{y} by setting

$$d(x, \hat{x}) = -\frac{1}{2} \ln(\mathbb{E}[\sigma_x \hat{\sigma}_x]_+),$$

and likewise for \hat{y} (see Figure 3). Observing that $d(u_1, u_2) = \frac{1}{2} (d(\hat{v}_1, \hat{v}_2) + d(\hat{w}_1, \hat{w}_2) - d(\hat{v}_1, \hat{w}_1) - d(\hat{v}_2, \hat{w}_2))$ and using the above we get

$$\left| d(u_1, u_2) - \widehat{\text{Int}}(\hat{\sigma}_{v_1}, \hat{\sigma}_{w_1}; \hat{\sigma}_{v_2}, \hat{\sigma}_{w_2}) \right| < \varepsilon.$$

■

Distances Between Restricted Subtrees. In fact, we need to apply Proposition 2 to *restricted subtrees* of the true tree. Indeed, in the reconstruction algorithm, we maintain a “partially reconstructed subforest” of the true tree, that is, a collection of restricted subtrees of T . For this more general setup, we use the routine DISTANCEESTIMATE detailed in Figure 4.

Algorithm DISTANCEESTIMATE

Input: Two nodes u_1, u_2 ; a rooted forest \mathcal{F} ; accuracy radius \hat{R}_{acc} ;

Output: Distance estimate ν ;

- [Children] Let w_φ, v_φ be the children of u_φ in \mathcal{F} for $\varphi = 1, 2$ (if u_φ is a leaf, set $w_\varphi = v_\varphi = u_\varphi$);
- [Sequence Reconstruction] For $x \in \{v_1, w_1, v_2, w_2\}$, set $\hat{\sigma}_x = \widehat{\text{Anc}}_{x, T_x^{\mathcal{F}}}(\sigma_{\partial T_x^{\mathcal{F}}})$;
- [Accuracy Cutoff] If there is $\{x, y\} \subseteq \{v_1, w_1, v_2, w_2\}$ such that

$$\widehat{\text{Dist}}(\hat{\sigma}_x, \hat{\sigma}_y) > \hat{R}_{\text{acc}},$$

return $+\infty$;

- [Distance Computation] Otherwise return

$$\nu = \widehat{\text{Int}}(\hat{\sigma}_{v_1}, \hat{\sigma}_{w_1}; \hat{\sigma}_{v_2}, \hat{\sigma}_{w_2}).$$

Figure 4: Routine DISTANCEESTIMATE.

To generalize Proposition 2, we need a few definitions. First, the notion of edge disjointness is borrowed from [Mos07].

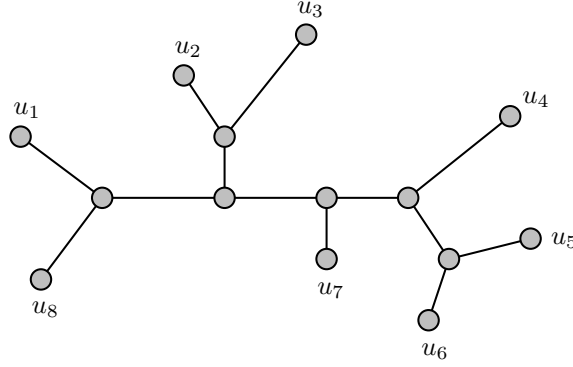


Figure 5: The subtrees $T|_{\{u_1, u_2, u_3, u_8\}}$ and $T|_{\{u_4, u_5, u_6, u_7\}}$ are edge-disjoint. The subtrees $T|_{\{u_1, u_5, u_6, u_8\}}$ and $T|_{\{u_2, u_3, u_4, u_7\}}$ are edge-sharing.

Definition 8 (Edge Disjointness) Denote by $\text{path}_T(x, y)$ the path (sequence of edges) connecting x to y in T . We say that two restricted subtrees T_1, T_2 of T are edge disjoint if

$$\text{path}_T(x_1, y_1) \cap \text{path}_T(x_2, y_2) = \emptyset,$$

for all $x_1, y_1 \in \mathcal{L}(T_1)$ and $x_2, y_2 \in \mathcal{L}(T_2)$. We say that T_1, T_2 are edge sharing if they are not edge disjoint. See Figure 5 for an example. (If T_1 and T_2 are directed, we take this definition to refer to their underlying undirected version.)

Definition 9 (Legal Subforest) We say that a tree is a rooted full binary tree if all its internal nodes have degree 3 except the root which has degree 2. A restricted subtree T_1 of T is a legal subtree of T if it is also a rooted full binary tree. We say that a forest

$$\mathcal{F} = \{T_1, \dots, T_\alpha\},$$

is legal subforest of T if the T_φ 's are edge-disjoint legal subtrees of T . We denote by $\rho(\mathcal{F})$ the set of roots of \mathcal{F} .

Definition 10 (Dangling Subtrees) We say that two edge-disjoint legal subtrees T_1, T_2 of T are dangling if there is a choice of root for T not in T_1 or T_2 that is consistent with the rooting of both T_1 and T_2 .

See Figure 7 below for an example where two legal, edge-disjoint subtrees are *not* dangling. We generalize the basic configuration of Figure 1 as follows:

Definition 11 (Basic Disjoint Setup (Dangling)) Let $T_1 = T_{u_1}$ and $T_2 = T_{u_2}$ be two restricted subtrees of T rooted at u_1 and u_2 respectively. Assume further that T_1 and T_2 are edge-disjoint and dangling. Denote by v_φ, w_φ the children of u_φ in T_φ , $\varphi = 1, 2$. If u_φ is a leaf, we let instead $v_\varphi = w_\varphi = u_\varphi$. We call this configuration the Basic Disjoint Setup (Dangling).

We make another important remark about the more general setup considered here. Note that even though the true tree satisfies the “short edge length” condition (that is, $d(e) \leq g$) by assumption, partially reconstructed subtrees *may not*—because their edges are actually *paths* in the true tree. Therefore, an important

step of the reconstruction algorithm is to make sure that all restricted edges of the partially reconstructed subforest are short enough for recursive majority to be accurate. (This explains why we need to use two constants $g < g'$ below g^* .) Refer to routine LOCALCHERRY in Section 5.

We then obtain the following generalization of Proposition 2. Note that the routine DISTANCEESTIMATE uses an “accuracy cutoff” \hat{R}_{acc} . As we show in the proof below, this ensures that distances that are too long are rejected, in which case the value $+\infty$ is returned.

Proposition 3 (Accuracy of DISTANCEESTIMATE) *Consider the Basic Disjoint Setup (Dangling). Let $\mathcal{Q} = \{v_1, w_1, v_2, w_2\}$. For all $\varepsilon > 0$, $M > 0$, and $\hat{R}_{\text{acc}} > M + 2B(g')$, there exists $c = c(\varepsilon, M, \hat{R}_{\text{acc}}; \gamma, g') > 0$ such that, if the following hold:*

- [Edge Length] *It holds that $d(e) \leq g'$, $\forall e \in \mathcal{E}(T_x)$, $x \in \mathcal{Q}$;*
- [Sequence Length] *The sequences used have length $k = c' \log n$, for some $c' > c$;*

then, with probability at least $1 - O(n^{-\gamma})$, letting ν be the output of DISTANCEESTIMATE, we have

$$|d(u_1, u_2) - \nu| < \varepsilon,$$

if one of the following conditions hold:

1. [Short Distances] *We have $d(x, y) < M$, $\forall x, y \in \mathcal{Q}$;*
2. [Finite Estimate] $\nu < +\infty$.

Proof: The first half of the proposition follows immediately from Proposition 2.

The second part follows from a “double window” argument as in [ESSW99, Theorem 9]. Let $0 < \tau < \frac{1}{2}$ such that

$$\hat{R}_{\text{acc}} = M + 2B(g') - \frac{1}{2} \ln 2\tau.$$

By assumption, $\nu < +\infty$ and therefore for all pairs $\{x, y\} \subseteq \{v_1, w_1, v_2, w_2\}$ we have

$$\widehat{\text{Dist}}(\hat{\sigma}_x, \hat{\sigma}_y) \leq M + 2B(g') - \frac{1}{2} \ln 2\tau. \quad (9)$$

It follows directly from Azuma’s inequality that a pair $\{x, y\}$ such that

$$d(\hat{x}, \hat{y}) > M + 2B(g') - \frac{1}{2} \ln \tau,$$

satisfies (9) with probability at most

$$\begin{aligned} \mathbb{P} \left[\widehat{\text{Dist}}(\hat{\sigma}_x, \hat{\sigma}_y) \leq M + 2B(g') - \frac{1}{2} \ln 2\tau \right] &= \mathbb{P} \left[\frac{1}{k} \sum_{t=1}^k \hat{\sigma}_x^t \hat{\sigma}_y^t \geq 2\tau e^{-2[M+2B(g')]} \right] \\ &\leq \mathbb{P} \left[\frac{1}{k} \sum_{t=1}^k \hat{\sigma}_x^t \hat{\sigma}_y^t \geq e^{-2d(\hat{x}, \hat{y})} + \tau e^{-2[M+2B(g')]} \right] \\ &\leq \exp \left(- \frac{\left(\tau e^{-2[M+2B(g')]} \right)^2}{2k(2/k)^2} \right) \\ &= n^{-c'K}, \end{aligned}$$

for a constant $K > 0$ depending on M, g', τ . The result follows by applying the first part of the proposition with M replaced by $M - \frac{1}{2} \ln \tau$. ■

We also need a simpler variant of DISTANCEESTIMATE whose purpose is to test whether the internal path of a quartet is longer than g . We record this variant in Figure 6.

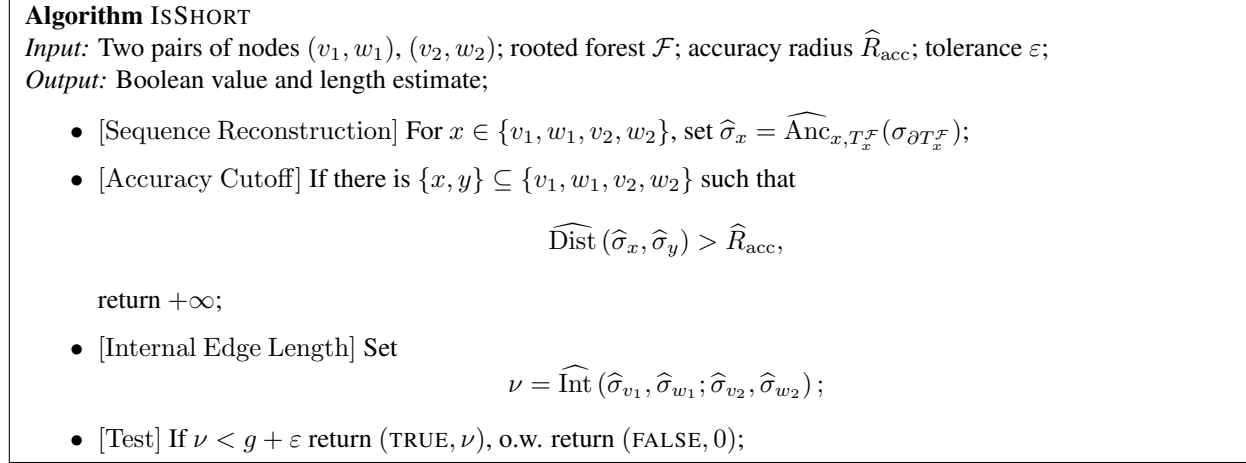


Figure 6: Routine ISSHORT.

Detecting Long Distances When T_1 And T_2 Are Not Dangling. Roughly speaking, our reconstruction algorithm works by progressively merging subtrees that are close in the true tree. (See Section 5 for further details.) Hence, the algorithm needs to tell whether or not two subtrees are sufficiently close to be considered for this merging operation. However, as we explain in the next sections, we cannot guarantee that the Basic Disjoint Setup (Dangling) in Proposition 3 applies to all situations encountered during the execution of the algorithm. Instead we use a special “multiple test” to detect long distances. The routine DISTORTEDMETRIC is detailed in Figure 8.

The routine has a further important property. During the course of the algorithm, since we only have partial information about the structure of the tree, we may not always know whether or not two subtrees are dangling—and therefore whether or not DISTANCEESTIMATE returns accurate distance estimates. The “multiple test” in DISTORTEDMETRIC is such that, if the routine returns a *finite* estimate, that estimate is accurate. We proceed with an explanation of these properties.

We further generalize the basic configuration of Figure 1 as follows:

Definition 12 (Basic Disjoint Setup (General)) Let $T_1 = T_{x_1}$ and $T_2 = T_{x_2}$ be two restricted subtrees of T rooted at x_1 and x_2 respectively. Assume further that T_1 and T_2 are edge-disjoint, but not necessarily dangling. Denote by y_φ, z_φ the children of x_φ in T_φ , $\varphi = 1, 2$. Let w_φ be the node in T where the path between T_1 and T_2 meets T_φ , $\varphi = 1, 2$. Note that w_φ may not be in T_φ since T_φ is restricted, $\varphi = 1, 2$. If $w_\varphi \neq x_\varphi$, assume without loss of generality that w_φ is in the subtree of T rooted at z_φ , $\varphi = 1, 2$. We call this configuration the Basic Disjoint Setup (General). See Figure 7.

The key point to note is that when computing the distance between y_1 and y_2 rather than the distance between x_1 and x_2 , then the assumptions of Proposition 3 are satisfied (as the claim holds in this case by rooting the tree at any node along the path connecting w_1 and w_2). Hence, if T_1 and T_2 are far apart, the

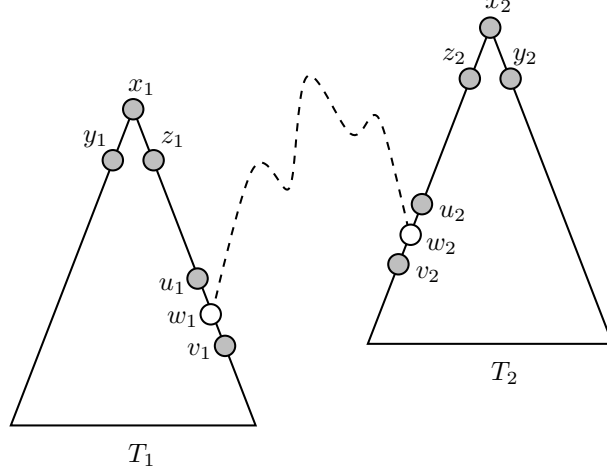


Figure 7: Basic Disjoint Setup (General). The rooted subtrees T_1, T_2 are edge-disjoint but are not assumed to be dangling. The white nodes may not be in the *restricted* subtrees T_1, T_2 . The case $w_1 = x_1$ and/or $w_2 = x_2$ is possible. Note that if we root the tree at any node along the dashed path, the subtrees rooted at y_1 and y_2 are edge-disjoint and dangling (unlike T_1 and T_2).

distance between y_1 and y_2 is correctly estimated as being large. On the other hand, if T_1 and T_2 are dangling and close, then distances between all pairs in $\{y_1, z_1\} \times \{y_2, z_2\}$ are accurately estimated as being short.

Let $d(T_1, T_2)$ be the length of the path between w_1 and w_2 (in the path metric d).

Proposition 4 (Accuracy of DISTORTEDMETRIC) *Consider the Basic Disjoint Setup (General) with $\mathcal{F} = \{T_1, T_2\}$ and $\mathcal{Q} = \{y_1, z_1, y_2, z_2\}$. For all $\varepsilon > 0$, $M > 0$, and $\hat{R}_{\text{acc}} > M + 2B(g')$ there exists $c = c(\varepsilon, M, \hat{R}_{\text{acc}}; \gamma, g') > 0$ such that, if the following hold:*

- [Edge Length] *It holds that $d(e) \leq g'$, $\forall e \in \mathcal{E}(T_x), x \in \mathcal{Q}$;*
- [Weight Estimates] *We are given weight estimates*

$$h : \mathcal{E}(\mathcal{F}) \rightarrow \mathbb{R}_+,$$

such that $|h(e) - d(e)| < \varepsilon/16$, $\forall e \in \mathcal{E}(\mathcal{F})$;

- [Sequence Length] *The sequences used have length $k = c' \log n$, for some $c' > c$;*

then, with probability at least $1 - O(n^{-\gamma})$, letting ν be the output of DISTORTEDMETRIC, we have:

$$|\nu - d(x_1, x_2)| < \varepsilon,$$

if one of the following conditions hold:

1. [Dangling Case] T_1 and T_2 are dangling and $d(T_1, T_2) \leq M$;
2. [Finite Estimate] $\nu < +\infty$.

Proof: Choose c as in Proposition 3 with parameters $M + 2g'$ and $\varepsilon/16$. As in Figure 8, let

$$\mathcal{D}'(r_1, r_2) := \text{DISTANCEESTIMATE}(r_1, r_2; \mathcal{F}; \hat{R}_{\text{acc}}) - h(x_1, r_1) - h(x_2, r_2),$$

for all pairs $(r_1, r_2) \in \{y_1, z_1\} \times \{y_2, z_2\}$. In *Case 1*, the result follows directly from Proposition 3 and the remarks above Proposition 4. In particular, note that, with probability $1 - O(n^{-\gamma})$,

$$|\mathcal{D}'(r_1, r_2) - d(x_1, x_2)| < \frac{3\varepsilon}{16},$$

for all $(r_1, r_2) \in \{y_1, z_1\} \times \{y_2, z_2\}$ and therefore

$$\max \left\{ \left| \mathcal{D}'(r_1^{(1)}, r_2^{(1)}) - \mathcal{D}'(r_1^{(2)}, r_2^{(2)}) \right| : (r_1^{(\varphi)}, r_2^{(\varphi)}) \in \{y_1, z_1\} \times \{y_2, z_2\}, \varphi = 1, 2 \right\} < 2 \left(\frac{3\varepsilon}{16} \right) < \varepsilon/2,$$

and DISTORTEDMETRIC returns a finite value (namely $\nu := \mathcal{D}'(z_1, z_2)$; see Figure 8) that is accurate within $3\varepsilon/16 < \varepsilon$.

In *Case 2*, the condition $\nu < +\infty$ implies in particular that all four distance estimates are equal up to $\varepsilon/2$. From the remark above the statement of the proposition, at least one such distance, say $\mathcal{D}'(y_1, y_2)$ w.l.o.g., is computed within the Basic Disjoint Setup (Dangling) and we can therefore apply Proposition 3 again. In particular, we have

$$|\mathcal{D}'(y_1, y_2) - d(x_1, x_2)| < \frac{3\varepsilon}{16},$$

and therefore

$$|\nu - d(x_1, x_2)| < \frac{\varepsilon}{2} + \frac{3\varepsilon}{16} < \varepsilon,$$

(where again $\nu := \mathcal{D}'(z_1, z_2)$). ■

Remark. Note that DISTORTEDMETRIC outputs $+\infty$ in two very distinct situations. Either the subtrees are too far to obtain an accurate estimate or T_1 and T_2 are not dangling (or both). This convention will turn out to be convenient in the statement of the full algorithm.

Algorithm DISTORTEDMETRIC

Input: Two nodes x_1, x_2 ; a rooted forest \mathcal{F} ; edge lengths $\{h(e)\}_{e \in \mathcal{F}}$; accuracy radius \hat{R}_{acc} ; tolerance ε ;

Output: Distance ν ;

- [Children] Let y_φ, z_φ be the children of x_φ in \mathcal{F} for $\varphi = 1, 2$ (if x_φ is a leaf, set $z_\varphi = y_\varphi = x_\varphi$);
- [Distance Computations] For all pairs $(r_1, r_2) \in \{y_1, z_1\} \times \{y_2, z_2\}$, compute

$$\mathcal{D}'(r_1, r_2) := \text{DISTANCEESTIMATE}(r_1, r_2; \mathcal{F}; \hat{R}_{\text{acc}}) - h(x_1, r_1) - h(x_2, r_2);$$

- [Multiple Test] If

$$\max \left\{ \left| \mathcal{D}'(r_1^{(1)}, r_2^{(1)}) - \mathcal{D}'(r_1^{(2)}, r_2^{(2)}) \right| : (r_1^{(\varphi)}, r_2^{(\varphi)}) \in \{y_1, z_1\} \times \{y_2, z_2\}, \varphi = 1, 2 \right\} < \varepsilon/2,$$

return $\nu := \mathcal{D}'(z_1, z_2)$, otherwise return $\nu := +\infty$ (return $\nu := +\infty$ if any of the distances above is $+\infty$).

Figure 8: Routine DISTORTEDMETRIC.

4 Quartet Tests

Before giving a complete description of the reconstruction algorithm, we introduce some important combinatorial tools. As we discussed previously, we make use of a key concept from Phylogenetics—the notion of a quartet. In the previous section, we showed how to estimate accurately distances between internal nodes of the tree. In this section, we explain how to use such estimates to perform topological tests on quartets. Those tests form the basic building blocks of the combinatorial component of the algorithm. As before, we fix a tree T on n leaves. Moreover, we assume that our path metric d on T satisfies $d(e) \geq f$ for all $e \in T$. Note that an upper bound on d is not explicitly required in this section since we assume that appropriate distance estimates are handed to us.

Splits. The routine ISSPLIT in Figure 9 performs a classic test to decide the correct split of a quartet. It is based on the so-called *Four-Point Method*. Proposition 5 guarantees the correctness of ISSPLIT. Its easy

Algorithm ISSPLIT

Input: Two pairs of nodes $(v_1, w_1), (v_2, w_2)$; a distance matrix \mathcal{D} on these four nodes;

Output: TRUE or FALSE;

- [Internal Edge Length] Set

$$\nu = \frac{1}{2} (\mathcal{D}(w_1, w_2) + \mathcal{D}(v_1, v_2) - \mathcal{D}(w_1, v_1) - \mathcal{D}(w_2, v_2));$$

(set $\nu = +\infty$ if any of the distances is $+\infty$)

- [Test] If $\nu < f/2$ return FALSE, o.w. return TRUE.

Figure 9: Routine ISSPLIT.

proof is omitted. We consider once again the Basic Disjoint Setup (Dangling) of Section 3.

Proposition 5 (Correctness of ISSPLIT) *Consider the Basic Disjoint Setup (Dangling). Let*

$$\mathcal{Q} = \{v_1, w_1, v_2, w_2\},$$

and let \mathcal{D} be the distance matrix passed to ISSPLIT. Assume that $d(e) \geq f$ for all edges on the subtree restricted to \mathcal{Q} . If

$$|d(x, y) - \mathcal{D}(x, y)| < \frac{f}{4}, \quad \forall x, y \in \mathcal{Q},$$

then the routine ISSPLIT returns TRUE if and only if ISSPLIT($(v_1, w_1), (v_2, w_2)$) returns TRUE, whereas ISSPLIT($(v_1, w_2), (v_2, w_1)$) and ISSPLIT($(v_1, v_2), (w_1, w_2)$) return FALSE.

Collisions. As we discussed before, for routines DISTANCEESTIMATE and ISSPLIT to work, we need a configuration as in Figure 1 where two edge-disjoint subtrees are connected by a path that lies “above” them. However, for reasons that will become clear in later sections (see also the discussion in Section 3), in the course of the reconstruction algorithm, we have to deal with configurations where two subtrees are not dangling, as in Figure 7. We use the following further definitions. Recall the Basic Disjoint Setup (General) in Figure 7.

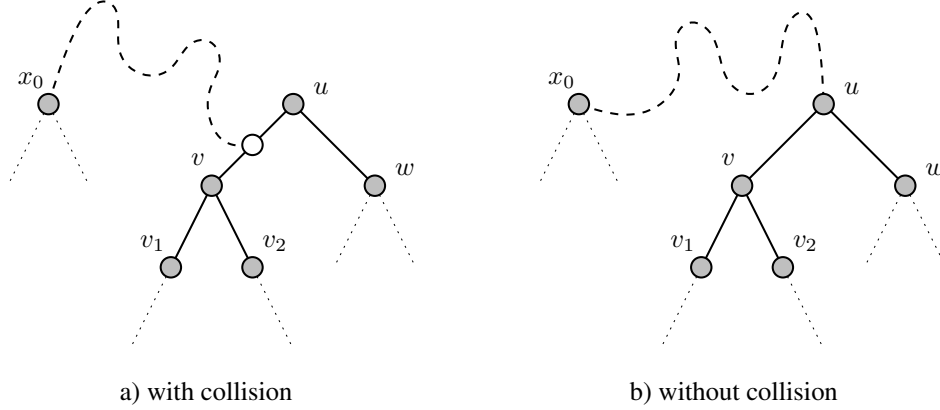


Figure 10: Basic setup of the ISCOLLISION routine. The subtrees T_{x_0} and T_u are edge-disjoint. The configuration on the left shows a collision, whereas the one on the right does not. Note that in the collision case, the internal path of the quartet $\{x_0, w, v_1, v_2\}$ is shorter than the edge (u, v) . This is the basic observation behind the routine ISCOLLISION. We call x_0 the “reference point”.

Definition 13 (Collisions) Suppose that T_1 and T_2 are legal subtrees of T and suppose they are not dangling. We say that T_1 collides into T_2 at edge $e_2 = (u_2, v_2)$ (u_2 is the parent of v_2), if the path

$$\text{path}_T(\rho(T_1), \rho(T_2))$$

has non-empty intersection with edge e_2 but with no other edge in the subtree of T_2 rooted at v_2 . See Figure 7. We sometimes say that the trees T_1, T_2 collide. We say that the collision is within distance M if $d(T_1, T_2) \leq M$.

An important step of the reconstruction algorithm is to detect collisions, at least when they are within a short distance. Routine ISCOLLISION defined in Figure 11 and analyzed in Proposition 6 performs this task. We consider the following configuration, which we call the “basic collision setup”.

Definition 14 (Basic Collision Setup) We have two legal subtrees T_{x_0} and T_u rooted at x_0 and u in T . We let v, w be the children of u . We assume that we are in either of the configurations depicted in Figure 10, that is:

- a Either the path between T_{x_0} and T_u attaches in the middle of the edge (u, v) —in other words, T_{x_0} collides into T_u at edge (u, v) ;
- b Or it goes through u —in other words, T_{x_0} and T_u are dangling.

We call x_0 the “reference point”.

The purpose of ISCOLLISION is to distinguish between the two configurations above.

Proposition 6 (Correctness of ISCOLLISION) Consider the Basic Collision Setup. In particular, assume that one of the two configurations in Figure 10 holds. Let $\mathcal{Q} = \{x_0, v_1, v_2, w\}$ and let \mathcal{D} and h be the parameters passed to ISCOLLISION. Assume that all edges in the tree satisfy $d(e) \geq f$. If

$$|d(x, y) - \mathcal{D}(x, y)| < \frac{f}{8}, \quad \forall x, y \in \mathcal{Q},$$

Algorithm ISCOLLISION*Input:* Four nodes x_0, v, w, u ; an edge length h ; a rooted forest and a distance matrix $(\mathcal{F}, \mathcal{D})$;*Output:* TRUE or FALSE;

- [Children] Let v_1, v_2 be the children of v in \mathcal{F} (or $v_1 = v_2 = v$ if v is a leaf);
- [Internal Edge Length] Set

$$\nu = \frac{1}{2} (\mathcal{D}(v_1, x_0) + \mathcal{D}(v_2, w) - \mathcal{D}(v_1, v_2) - \mathcal{D}(x_0, w));$$

(set $\nu = +\infty$ if any of the distances is $+\infty$)

- [Test] If $(h - \nu) > f/2$ return TRUE, else return FALSE;

Figure 11: Routine ISCOLLISION.

and

$$|h - d(u, v)| < \frac{f}{4},$$

then the routine ISCOLLISION returns TRUE if and only if T_{x_0} collides into T_u at edge (u, v) .

Proof: Whether or not there is a collision, the quantity ν computed in the routine is the length of the internal path of the quartet split $x_0 w | v_1 v_2$. If there is not a collision, then this path is actually equal to the edge (u, v) . Otherwise, the length of the path (u, v) is longer than ν by at least f by assumption. (See Figure 10.) A simple calculation gives the result. ■

5 Reconstruction Algorithm

We proceed with a formal description of the reconstruction algorithm. A detailed example can be found in Section 5.2. The reader may want to take a look at the example before reading the details of the algorithm.

5.1 Description of the Algorithm

Cherry Picking. Recall that in a 3-regular tree a *cherry* is a pair of leaves at graph distance 2. Roughly speaking, our reconstruction algorithm proceeds from a simple idea: it builds the tree one layer of cherries at a time. To see how this would work, imagine that we had access to a “cherry oracle”, that is, a function $C(u, v, T)$ that returns the parent of the pair of leaves $\{u, v\}$ if the latter forms a cherry in the tree T (and say 0 otherwise). Then, we could perform the following “cherry picking” algorithm:

- Currently undiscovered tree: $T' := T$;
- Repeat until T' is empty,
 - For all $(u, v) \in \mathcal{L}(T') \times \mathcal{L}(T')$, if $w := C(u, v, T') \neq 0$, set $\text{Parent}(u) := \text{Parent}(v) := w$;
 - Remove from T' all cherries discovered at this step.

Unfortunately, the cherry oracle cannot be simulated from short sequences at the leaves. Indeed, as we discussed in Section 3, short sequences provide only “local” metric information on the structure of the tree.

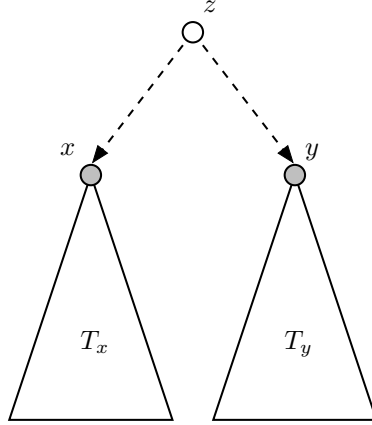


Figure 12: Adding a cherry (x, z, y) to $\mathcal{F} \supseteq \{T_x, T_y\}$.

See the Example in Section 5.2 for a typical example of the problems that may arise. Nevertheless, the above scheme can be roughly followed by making a number of modifications which we now describe.

The high-level idea of the algorithm, which we call **BLINDFOLDED CHERRY PICKING (BCP)**, is to apply the cherry picking scheme above with two important differences:

- [Reconstructed Sequences] Our short sequences provide only local metric information “around the leaves”. To gain information about deeper parts of the tree, we reconstruct sequences on the internal nodes of our partially reconstructed subforest and compute local metric information “around these nodes”. By repeating this process, we reach deeper and deeper parts of the tree.
- [Fake Cherries] Moreover, because of the local nature of our information, some of the cherries we pick may in fact turn out *not* to be cherries—that is, they correspond to a path made of more than two edges in the true tree. (See Section 5.2 for an example.) As it turns out, this only becomes apparent once a larger fraction of the tree is reconstructed, at which point a subroutine detects the “fake” cherries and removes them.

The full algorithm is detailed in Figures 14, 15, 16, and 17. We now explain its main components. The parameters k , \hat{R}_{acc} , and ε will be set in Section 6.

Adding a Cherry. The algorithm BCP maintains a partially reconstructed subforest of the true tree, or more precisely, a legal subforest \mathcal{F} of T . The main operation we employ to “grow” our partially reconstructed subforest is the merging of two subtrees of \mathcal{F} at their roots—an operation we call “adding a cherry”, in reference to the cherry picking algorithm above. Suppose the current forest \mathcal{F} contains two edge-disjoint legal subtrees T_x and T_y . We merge them by creating a new node z and adding the edges (z, x) and (z, y) as in Figure 12. We sometimes denote the pair of edges $\{(z, x), (z, y)\}$ by (x, z, y) . We call this operation *adding cherry* (x, z, y) to \mathcal{F} .

Identifying Local Cherries. As we explained above, we cannot hope to identify cherries of the unexplored part of the true tree from *short* sequences. Instead, we use the notion of a “local” cherry. For a distance matrix \mathcal{D} and a set of nodes \mathcal{N} , we denote

$$\overline{\mathcal{D}}(\mathcal{N}) = \max \{ \mathcal{D}(x, y) : \{x, y\} \subseteq \mathcal{N} \}.$$

Definition 15 (Local Cherry) A g -cherry is a cherry where both edges have length $\leq g$. Let \mathcal{F} be a forest with path metric d . For $M > 0$, let $[\mathcal{F}]_M$ be the subforest of \mathcal{F} where we keep all leaves and only those nodes with the following property: they are on a path of d -length at most M between two leaves of \mathcal{F} . We say that a pair of leaves $\{u, v\}$ is a (witnessed) M -local g -cherry in \mathcal{F} if $\{u, v\}$ is a g -cherry in $[\mathcal{F}]_M$ and there are at least two other leaves u', v' s.t.

$$\bar{d}(\mathcal{Q}) \leq M,$$

where $\mathcal{Q} = \{u, v, u', v'\}$ (the leaves u', v' will act as “witnesses” of the cherry $\{u, v\}$).

To determine whether two roots v_1, w_1 of the current forest form a *local* cherry in the unexplored part of the tree (and should therefore be merged by adding a cherry as above), our routine ¹ in Figure 15 performs three tests:

1. [Short Distance] The nodes v_1, w_1 are at a short distance (roughly $2g$);
2. [Local Cherry] For all pairs of roots v_2, w_2 at short distance (roughly $5g$), the quartet

$$\mathcal{Q} = \{v_1, w_1, v_2, w_2\},$$

admits the split $v_1 w_1 | v_2 w_2$;

3. [Edge Lengths] The edges connecting v_1, w_1 to their (hypothetical) parent are short (roughly g).

The routine LOCALCHERRY has three key properties, proved in Section 6:

1. [Edge Disjointness] It preserves the *edge-disjointness* of the current forest;
2. [Restricted Subforest] It builds a forest that is always a *legal restriction* of the true tree;
3. [Short Edges] It guarantees that all edges of the restricted forest are *short* (smaller than g').

These properties are crucial for the proper execution of the algorithm (in particular for the correctness of routines such as DISTORTEDMETRIC and ISSHORT as seen in Section 3).

Detecting Collisions. The merging of subtrees through local cherries that are *not* actual cherries eventually results in *collisions* between subtrees of the current forest such as in Figure 7. Such configurations are undesirable since they do not allow to complete the reconstruction by simple merging of the subtrees at their roots. Therefore, we seek to detect these collisions using the routine ² in Figure 16.

After adding a new layer of local cherries, DETECTCOLLISION checks whether new collisions can be found. For this, we use routine ISCOLLISION from Section 4. We actually perform *two* such ISCOLLISION tests for each candidate edge in the target subtree T_{u_1} (see Figure 16). This is done precisely for the same reasons that we did a “multiple test” in routine DISTORTEDMETRIC in Section 3: It guarantees that at least one test is performed under the Basic Disjoint Setup (Dangling), which is needed for ISCOLLISION to be correct. See Section 6 for details. Also, to make sure that we are always in either of the configurations in Figure 10, we scan the nodes of the target subtree T_{u_1} in “reverse breath-first search (BFS) order”:

¹In [DMR06], the routine was called CHERRYID.

²In [DMR06], the routine was called FAKECHERRY.

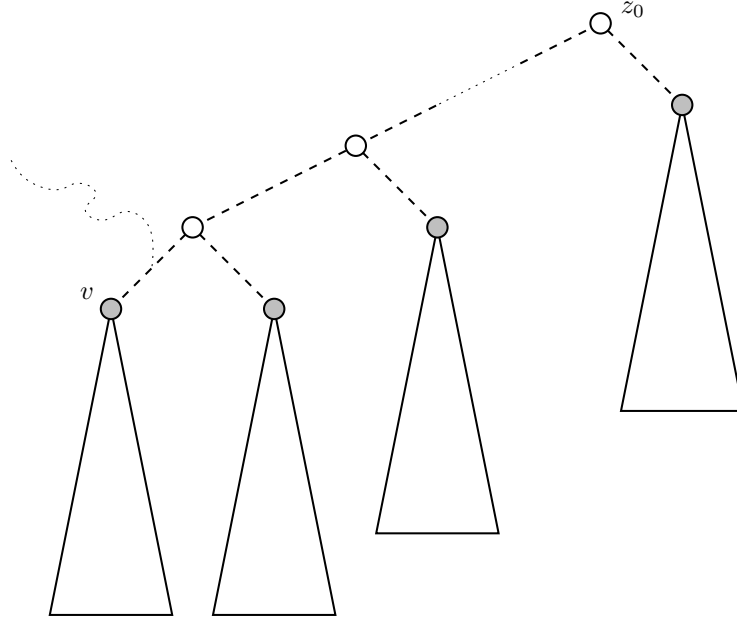


Figure 13: The REMOVECOLLISION routine removes all white nodes and dashed edges. The dotted curvy line indicates the location of a collision to be removed.

1. Order the vertices in subtree T_{u_1} according to breath-first search v_1, \dots, v_s ;
2. Scan the list in reverse order v_s, \dots, v_1 .

This way, we never find ourselves “above” a collision in T_{u_1} (because otherwise we would have encountered the collision first).

Finally, we actually go through the “Collision Removal” step *twice* to make sure that we detect collisions occurring on edges adjacent to the roots. See the proof of Lemma 3.

Removing Collisions. Once a collision is identified we remove it using the routine in Figure 17 (In [DMR06], the routine was called BUBBLE). As seen in Figure 13, the routine essentially removes the path from the collision all the way to the root of the corresponding subtree. For a rooted forest \mathcal{F} , we use the notation $\text{Parent}_{\mathcal{F}}(x)$ to indicate the unique parent of node x .

We prove in Proposition 8 below that, at each iteration of BCP, at least one cherry is added that will not be removed at a later stage. Hence, the algorithm makes progress at every iteration and eventually recovers the full tree.

Implementation. At this point, we make no attempt to obtain the best implementation of our algorithm. The use of appropriate data structures could bring down the running time significantly.

5.2 Example

We give a detailed example of the execution of the algorithm. Consider the tree depicted in Figure 18a. It is made of a large complete binary tree (on the right) with a small 3-level complete binary tree attached to

Algorithm BLINDFOLDED CHERRY PICKING*Input:* Samples at the leaves $\{\sigma_u\}_{u \in [n]}$;*Output:* Estimated topology;

- **0) Initialization:**

- [Iteration Counter] $i := 0$;
- [Rooted Subforest] $\mathcal{F}_0 := [n]$;
- [Local Metric] For all $u, v \in \mathcal{F}_0$, set $\mathcal{D}_0(u, v) = \text{DISTANCEESTIMATE}(u, v; \mathcal{F}_0; \hat{R}_{\text{acc}})$;

- **1) Local Cherry Identification:**

- Iteration: i ;
- Set $\mathcal{F}_{i+1} := \mathcal{F}_i$;
- For all $(v_1, w_1) \in \binom{\rho(\mathcal{F}_i)}{2}$,
 - * [Main Step] Compute $(\text{IsCherry}, l_v, l_w) := \text{LOCALCHERRY}((v_1, w_1); (\mathcal{F}_i, \mathcal{D}_i))$;
 - * If $\text{IsCherry} = \text{TRUE}$,
 - [Update Forest] Create new node u_1 and add cherry (v_1, u_1, w_1) to \mathcal{F}_{i+1} ;
 - [Edge Lengths] Set $h(u_1, v_1) := l_v$ and $h(u_1, w_1) := l_w$;

- **2) Collision Removal:**

- [Update Metric] For all $x_1, x_2 \in \rho(\mathcal{F}_{i+1})$, for all $u_\varphi \in T_{x_\varphi}^{\mathcal{F}_{i+1}}$, $\varphi = 1, 2$, set

$$\mathcal{D}_{i+1}(u_1, u_2) = \text{DISTORTEDMETRIC}(u_1, u_2; \mathcal{F}_{i+1}; \{h(e)\}_{e \in \mathcal{F}_{i+1}}; \hat{R}_{\text{acc}}; \varepsilon);$$
- Set $\mathcal{F} := \mathcal{F}_{i+1}$ and $\mathcal{D} := \mathcal{D}_{i+1}$;
- For all $(u_0, u_1) \in \rho(\mathcal{F}) \times \rho(\mathcal{F})$,
 - * If u_1 is not a leaf,
 - [Main Step] Compute $(\text{HasCollision}, z) := \text{DETECTCOLLISION}((u_0, u_1); (\mathcal{F}, \mathcal{D}))$;
 - * If $\text{HasCollision} = \text{TRUE}$,
 - [Update Forest] Compute $\mathcal{F}_{i+1} := \text{REMOVECOLLISION}(z; \mathcal{F}_{i+1})$;
- [Second Pass] Set $\mathcal{F} := \mathcal{F}_{i+1}$ and repeat the previous step;

- **3) Termination:**

- If $|\rho(\mathcal{F}_{i+1})| \leq 3$,
 - * Join nodes in $\rho(\mathcal{F}_{i+1})$ (star if 3, single edge if 2);
 - * Return (tree) \mathcal{F}_{i+1} ;
- Else, set $i := i + 1$, and go to Step 1.

Figure 14: Algorithm BLINDFOLDED CHERRY PICKING.

its root (on the left). All edges have length g , except (v, x) , (x, v') and the edges adjacent to the root of the small tree which have length $g/2$. In the figure, the subtree currently discovered by BCP is made of solid arrows and full circles. The remaining (undiscovered) tree is in dotted lines and empty circles. Assume that the length of the sequences at the leaves allows us to estimate accurately distances up to $5g$ (the actual constants used by the algorithm can be found later).

Algorithm LOCALCHERRY*Input:* Two nodes (v_1, w_1) ; current forest and distance matrix $(\mathcal{F}, \mathcal{D})$;*Output:* Boolean value and length estimates;

- Set $\text{IsCherry} := \text{TRUE}$ and $l_v = l_w = 0$;
- [Short Distance]
 - If $\mathcal{D}(v_1, w_1) > 2g + \varepsilon$, then $\text{IsCherry} := \text{FALSE}$;
- [Local Cherry]
 - Set $\mathcal{N} = \left\{ (v_2, w_2) \in \binom{\rho(\mathcal{F})}{2} : \overline{\mathcal{D}}(\{v_1, w_1, v_2, w_2\}) \leq 5g + \varepsilon \right\}$;
 - If \mathcal{N} is empty, then $\text{IsCherry} := \text{FALSE}$; Else, for all $(v_2, w_2) \in \mathcal{N}$,
 - * If $\text{ISSPLIT}((v_1, w_1), (v_2, w_2); \mathcal{D}) = \text{FALSE}$ then set $\text{IsCherry} := \text{FALSE}$ and *break*;
- [Edge Lengths]
 - If $\text{IsCherry} = \text{TRUE}$,
 - * Let x_1, x_2 be the children of v_1 in \mathcal{F} (or let $x_1 = x_2 = v_1$ if v_1 is a leaf);
 - * Let $z_0 \in \rho(\mathcal{F}) - \{v_1, w_1\}$ be the closest node to v_1 under \mathcal{D} ;
 - * Set $(b_v, l_v) := \text{ISSHORT}((x_1, x_2), (w_1, z_0); \mathcal{F}; \widehat{R}_{\text{acc}}; \varepsilon/16)$;
 - * Repeat previous steps switching the roles of v_1 and w_1 ;
 - * Set $\text{IsCherry} := b_v \wedge b_w$;
- Return $(\text{IsCherry}, l_v, l_w)$;

Figure 15: Routine LOCALCHERRY.

Algorithm DETECTCOLLISION*Input:* Two roots u_0, u_1 ; directed forest and distance matrix $(\mathcal{F}, \mathcal{D})$;*Output:* Boolean value and node;

- Set $\text{HasCollision} := \text{FALSE}$ and $z := 0$;
- Let x_0, y_0 be the children of u_0 in \mathcal{F} ;
- Scan through all nodes v in T_{u_1} (except u_1) in reverse BFS manner,
 - Let $w := \text{Sister}_{\mathcal{F}}(v)$ and $u := \text{Parent}_{\mathcal{F}}(v)$;
 - [Collision Test] Compute

$$b_x := \text{ISCOLLISION}(x_0, v, w, u; h(u, v); (\mathcal{F}, \mathcal{D})),$$
 and

$$b_y := \text{ISCOLLISION}(y_0, v, w, u; h(u, v); (\mathcal{F}, \mathcal{D}));$$
 - If $\text{HasCollision} := b_x \wedge b_y = \text{TRUE}$ then set $z := v$ and *break*;
- Return $(\text{HasCollision}, z)$;

Figure 16: Routine DETECTCOLLISION.

First Level. We first join into cherries all pairs of leaves that “look” like g -cherries in this local metric. We are guaranteed to find all true g -cherries. However, consider pairs of leaves such as u, v for which there is no “local evidence” that it does *not* form a cherry. Even though u, v is not a cherry, it is joined into a cherry

Algorithm REMOVECOLLISION*Input:* Node v ; rooted forest \mathcal{F} ;*Output:* Rooted forest;

- If v is not in \mathcal{F} or v is a root in \mathcal{F} , return \mathcal{F} ;
- Let z_0 be the root of the subtree in which lies v in \mathcal{F} ;
- Set $x := v$;
- While $x \neq z_0$,
 - Set $x := \text{Parent}_{\mathcal{F}}(x)$;
 - Remove node x and its adjacent edges;
- Return the updated forest \mathcal{F} .

Figure 17: Routine REMOVECOLLISION.

by BCP. Figure 18a depicts the current forest after the first iteration of BCP. Before proceeding further, we apply our estimator Anc from Section 2 to obtain reconstructed sequences at the roots of the current forest and recompute the local metric.

Removing a Fake Cherry. We subsequently proceed to join local g -cherries one layer at a time, reconstructing internal sequences as we do so. After many iterations, we find ourselves in the situation of Figure 18b where most of the large complete tree has been reconstructed (assume for now that edges (u', v'') , (v', v'') , (u, v') , (v, v') represented in dashed lines are present). Now, the new information coming from sequences at y_1, \dots, y_4 provides evidence that (u, v', v) is *not* a cherry and that there is in fact a node x on edge (v, v') . For example, the quartet $\{y_1, y_2, u, v\}$ suggests that u, v forms a cherry with a $3g/2$ -edge, which cannot hold in a g -cherry. At this point, we remove the “fake” cherry (u, v', v) as well as all cherries built upon it, here only (u', v'', v') . Note that we have removed parts of the tree that were in fact reconstructed correctly (e.g., the path between u and u').

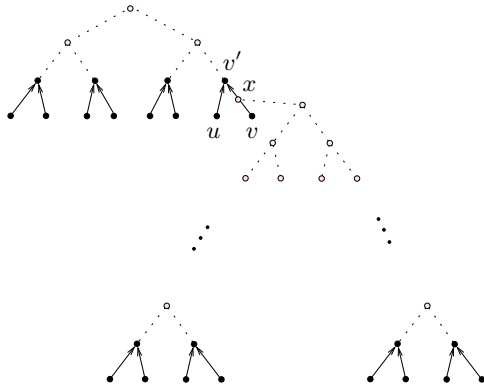
Rediscovering Removed Parts. Subsequently, BCP continues to join local cherries and “rediscovers” the parts of the tree that were removed. For instance, in Figure 18c, the edge (u', v'') is reconstructed again but this time it forms a cherry with (u'', v'') rather than (v', v'') .

Final Step. Eventually, the full tree is correctly reconstructed except maybe for a few (at most 3) remaining edges. Those are easy to add separately. For example in Figure 18d only the three edges around x remain to be uncovered. Note that the reconstructed tree has a root which is different from that of the original tree.

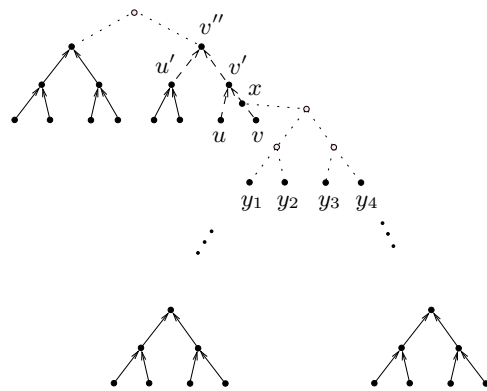
6 Analysis

In this section, we establish that BCP reconstructs the phylogeny correctly. We first establish a number of combinatorial properties of the current forest \mathcal{F}_i grown by BCP. We then prove that the “correctly reconstructed subforest” of \mathcal{F}_i increases in size at every iteration.

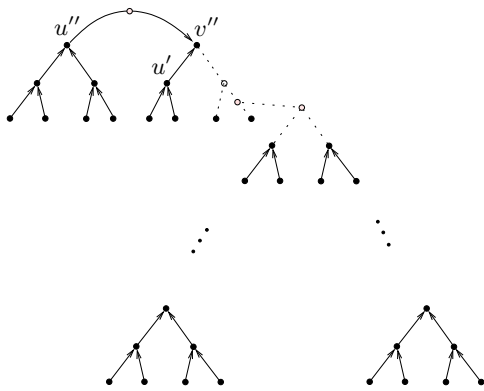
Parameters. Let $\delta > 0$ be the error tolerance. Each application of Proposition 4 has an error of $O(n^{-\gamma})$. We will do at most n^3 distance estimations so that by the union bound we require $O(n^{3-\gamma}) \leq \delta$. Let



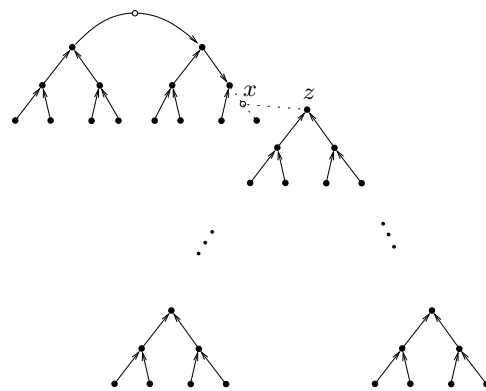
a) first level of *local* cherries



b) BCP removes a *fake* cherry



c) with the extra information,
BCP *rediscovers* part of the tree



d) only three extra edges need to be added

Figure 18: Illustration of BCP's unraveling.

$\varepsilon < \frac{1}{8} \min\{f, g' - g\}$ and $\widehat{R}_{\text{col}} > 6g$. Set $M > \widehat{R}_{\text{col}} + 4g'$ and take k and \widehat{R}_{acc} as in Proposition 4.

6.1 Proof of Main Theorem

The following proposition establishes a number of properties of the forest grown by BCP. The proof can be found in Section 6.2.

Proposition 7 (Properties of \mathcal{F}_i) Assume $\mathcal{F}_i = \{T_u : u \in \rho(\mathcal{F}_i)\}$ is the current forest at the beginning of BCP's i -th iteration, $\forall i \geq 0$. Then:

1. [Legal Subforest] \mathcal{F}_i is a legal subforest of T ;
2. [Edge Lengths] $\forall u \in \rho(\mathcal{F}_i)$, T_u has edge lengths at most g' ;
3. [Weight Estimation] The estimated lengths $\{h(e)\}_{e \in \mathcal{E}(\mathcal{F}_i)}$ of the edges in \mathcal{F}_i are within $\varepsilon/16$ of their right values;
4. [Collisions] There is no collision within distance \widehat{R}_{col} .

The next proposition establishes that, in a precise sense, the algorithm makes progress at every iteration. We first need the following definition.

Definition 16 (Fixed Subforest) Let \mathcal{F} be a legal subforest of T . Let $u \in \mathcal{V}(\mathcal{F})$. We say that u is fixed if $T_u^\mathcal{F}$ is fully reconstructed, or in other words, $T_u^\mathcal{F}$ can be obtained from T by removing (at most) one edge adjacent to u . Note that descendants of a fixed node are also fixed. We denote by \mathcal{F}^* the rooted subforest of \mathcal{F} made of all fixed nodes of \mathcal{F} . We say that \mathcal{F}^* is the maximal fixed subforest of \mathcal{F} .

The proof of the following proposition can be found in Section 6.2.

Proposition 8 (Progress) Assume $\mathcal{F}_i = \{T_u : u \in \rho(\mathcal{F}_i)\}$ is the current forest at the beginning of BCP's i -th iteration with corresponding maximal fixed subforest \mathcal{F}_i^* . Then for all $i \geq 0$ (before the termination step), $\mathcal{F}_i^* \subseteq \mathcal{F}_{i+1}^*$ and $|\mathcal{V}(\mathcal{F}_{i+1}^*)| > |\mathcal{V}(\mathcal{F}_i^*)|$.

Proof of Theorem 1: By Proposition 7, the current forest is correctly reconstructed. By Proposition 8, after $O(n)$ iterations, there remain at most three nodes in $\rho(\mathcal{F}_i)$ and at that point, from Proposition 7 Claim 4, $\mathcal{F}_i \equiv \mathcal{F}_i^*$. Therefore the remaining task is to join the remaining roots and there is only one possible topology. So when the BCP algorithm terminates, it outputs the tree T (as an undirected tree) with high probability and all estimated edges are within $\varepsilon/16$ of their correct value. This concludes the proof. The tightness of the value $g^* = \frac{\ln 2}{4}$ is justified by the polynomial lower bound [Mos04] on the number of required characters if the mutation probability p on all edges of the tree satisfies $2(1 - 2p)^2 < 1$. ■

6.2 Proofs of Propositions 7 and 8

Proof of Proposition 7:

$i = 0$: The set $\rho(\mathcal{F}_0)$ consists of the leaves of T . The claims are therefore trivially true.

$i > 0$: Assume the claims are true at the beginning of the j -th iteration for all $j \leq i$. By doing a step-by-step analysis of the i -th iteration, we show that the claims are still true at the beginning of the $(i + 1)$ -st iteration.

We first analyze the routine LOCALCHERRY. For a legal subforest \mathcal{F} of T , we denote the “remaining” forest by

$$\tilde{\mathcal{F}} = T - \mathcal{F},$$

where we keep the nodes in $\rho(\mathcal{F})$. That is, if $\mathcal{F} = \{T_1, \dots, T_\alpha\}$, then $\tilde{\mathcal{F}}$ is the forest obtained from T by removing all the edges of T in the union of the trees T_1, \dots, T_α . The nodes of $\tilde{\mathcal{F}}$ are all the endpoints of the remaining edges. Since the trees T_1, \dots, T_α are edge-disjoint, the set $\tilde{\mathcal{F}}$ is in fact a subforest of T .

Lemma 1 (Local Cherry Identification) *Let \mathcal{F}_i be the current forest at the beginning of the i -th iteration. Let v_1, w_1 be the input nodes to LOCALCHERRY. Then we have the following:*

- If $\{v_1, w_1\}$ is a $5g$ -local g -cherry in $\tilde{\mathcal{F}}_i$, then it passes all tests in LOCALCHERRY;
- If $\{v_1, w_1\}$ passes all the tests in LOCALCHERRY, then it is a $(5g + 2\varepsilon)$ -local $(g + 2\varepsilon)$ -cherry in $\tilde{\mathcal{F}}_i$ and moreover the length estimates satisfy

$$|d(u_1, v_1) - l_v| < \frac{\varepsilon}{16},$$

and

$$|d(u_1, w_1) - l_w| < \frac{\varepsilon}{16},$$

where u_1 is the parent of $\{v_1, w_1\}$.

Proof: Suppose first that $\{v_1, w_1\}$ is a $5g$ -local g -cherry in $\tilde{\mathcal{F}}_i$ with witness $\{v_2, w_2\}$. Since there is no collision within $\hat{R}_{\text{col}} > 6g$ by assumption, we are in the dangling case. Moreover, the edge weights are estimated within $\varepsilon/16$ and the true edge weights are $\leq g'$. Therefore, by Propositions 4 and 5, DISTORT-EDMETRIC is accurate within ε , ISSPLIT returns the correct answer and ISSHORT is accurate within $\varepsilon/16$. Hence, $\{v_1, w_1\}$ passes the three tests in LOCALCHERRY.

Conversely, suppose $\{v_1, w_1\}$ passes all tests in LOCALCHERRY. By our assumptions, when DISTORT-EDMETRIC returns a finite value, it is accurate within ε . Therefore we must have $d(v_1, w_1) \leq 2g + 2\varepsilon$. Also, there is at least one witness. For each such witness $\{v_2, w_2\}$ we have

$$\bar{d}(\{v_1, w_1, v_2, w_2\}) \leq 5g + 2\varepsilon,$$

and, since there is no collision within $\hat{R}_{\text{col}} > 6g$, ISSPLIT returns the correct answer. This implies that $\{v_1, w_1\}$ is a cherry in $[\tilde{\mathcal{F}}_i]_{5g+2\varepsilon}$. Say u_1 is the parent of $\{v_1, w_1\}$. Finally, ISSHORT returns an estimate within $\varepsilon/16 < \varepsilon$ which implies that $d(u_1, v_1)$ and $d(u_1, w_1)$ are $\leq g + 2\varepsilon$. Hence, $\{v_1, w_1\}$ is a $(5g + 2\varepsilon)$ -local $(g + 2\varepsilon)$ -cherry. ■

We can now prove Claims 1, 2, and 3 of Proposition 7.

Lemma 2 (Claims 1, 2, and 3) *Let \mathcal{F}_{i+1} be the current forest at the beginning of the $(i + 1)$ -st iteration. The Claims 1, 2, and 3 of the induction hypothesis hold for \mathcal{F}_{i+1} .*

Proof: Since DETECTCOLLISION only removes edges from the current forest, it is enough to prove that after the completion of the Local Cherry Identification step the resulting forest satisfies Claims 1, 2, and 3.

Claim 1. By the induction hypothesis, \mathcal{F}_i is legal. We only need to check that \mathcal{F}_{i+1} is edge-disjoint. Suppose on the contrary that the forest is not edge-disjoint. Also, suppose that, along the execution of the Local Cherry Identification step, the forest stops being edge-disjoint when cherry (v_1, u_1, w_1) is added to \mathcal{F}_i . Then one of the following must be true:

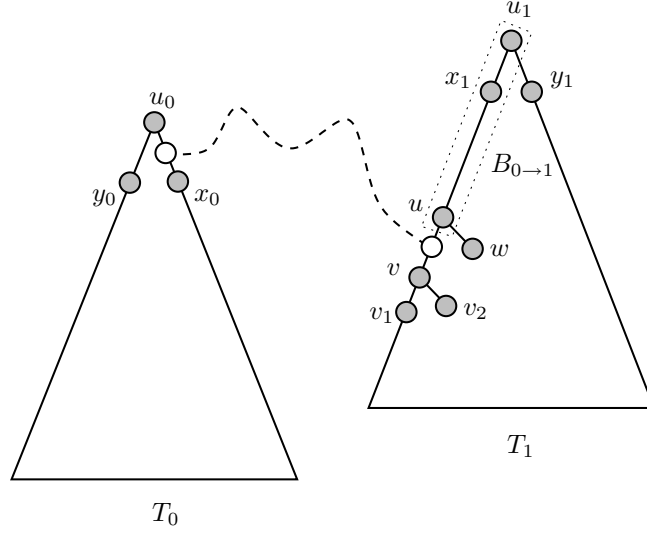


Figure 19: Configuration in the proof of Lemma 3.

1. There is an “old” root $z \in \rho(\mathcal{F}_i)$ such that $\text{path}_T(v_1, w_1)$ is edge-sharing with $T_z^{\mathcal{F}_i}$. But then there is a collision in \mathcal{F}_i within distance $2g + 2\varepsilon$ which contradicts the induction hypothesis (Claim 4).
2. There is a “new” root $z \in \rho(\mathcal{F}_{i+1}) \setminus \rho(\mathcal{F}_i)$ with corresponding cherry (x, z, y) such that $\text{path}_T(v_1, w_1)$ is edge-sharing with $\text{path}_T(x, y)$. In that case $v_1 w_1 | xy$ is not the correct split and

$$\bar{d}(\{v_1, w_1, x, y\}) \leq 5g,$$

by the triangle inequality and Proposition 4. But then, by Lemma 1, LOCALCHERRY rejects $\{v_1, w_1\}$ when performing the [Local Cherry] test with witness $\{x, y\}$ —a contradiction.

Claim 2 and 3. Follows from the induction hypothesis and Lemma 1. ■

It remains to prove Claim 4. This follows from the following analysis of DETECTCOLLISION.

Lemma 3 (Collision Removal) *Let \mathcal{F}_{i+1} be the current forest at the beginning of the Collision Removal step of the i -th iteration. Let $u_0, u_1 \in \rho(\mathcal{F}_{i+1})$. Suppose $T_0 = T_{u_0}^{\mathcal{F}_{i+1}}$ and $T_1 = T_{u_1}^{\mathcal{F}_{i+1}}$ collide within distance \widehat{R}_{col} . Then DETECTCOLLISION correctly detects the collision(s), possibly after a second pass.*

Proof: Denote by x_φ, y_φ the children of u_φ , $\varphi = 0, 1$. Since Claim 4 holds for all iterations $j \leq i$, it must be the case that the new collision involves at least one of the new edges added in the *Local Cherry Identification* step. Consider first the case where this new edge is in T_0 , say (u_0, x_0) w.l.o.g. (the collision may actually be at u_0). See Figure 19. Let $e = (u, v)$ be the edge of T_1 where T_0 collides into T_1 and consider the Basic Collision Setup of Section 4. Let

$$A_{0 \rightarrow 1} = \{z \in \mathcal{V}(T_1) : e \text{ is not in the subtree of } T_1 \text{ rooted at } z\},$$

and

$$B_{0 \rightarrow 1} = \mathcal{V}(T_1) \setminus A_{0 \rightarrow 1}.$$

Assume first that e is not adjacent to the root. It is clear that for all $z \in A_{0 \rightarrow 1} - \{v, y_1\}$ the Basic Collision Setup of Proposition 6 holds for both x_0 and y_0 and ISCOLLISION returns the correct answer (even when ν in ISCOLLISION is $+\infty$). Furthermore, in the case of v , ISCOLLISION returns TRUE for both x_0 and y_0 since the collision is within \hat{R}_{col} and

$$\bar{d}(\{x_0, y_0, v_1, v_2, w\}) \leq \hat{R}_{\text{col}} + 4g' \leq M,$$

by Claim 2. Likewise, for w , ISCOLLISION returns FALSE because in that case $h(u, v) - \nu \leq -f + 3\varepsilon \leq f/2$, where ν is the estimated length of the internal edge of $\{x_0, w_1, w_2, v\}$ or $\{y_0, w_1, w_2, v\}$ with w_1, w_2 the children of w . Finally, by scanning the nodes in reverse BFS order, we guarantee that v and w are encountered before any node in $B_{0 \rightarrow 1} \cup \{y_1\}$. Hence, DETECTCOLLISION identifies correctly the collision on edge e . A similar argument holds when e is adjacent to the root, that is, when $e = (u_1, x_1)$ or $e = (u_1, y_1)$.

Consider now the opposite situation where the collision is on an edge $e = (u, v)$ in $T_{y_0}^{\mathcal{F}_{i+1}}$ (say) as well as one of the “new” edges in T_1 say (u_1, x_1) . Then for all $z \in T_1 - \{u_1, x_1, y_1\}$, the Basic Collision Setup of Proposition 6 is satisfied with x_0 as a reference point. Therefore, ISCOLLISION correctly returns FALSE (including when ν in ISCOLLISION is $+\infty$) and, no matter what answer is returned with reference point y_0 , no collision is detected in T_1 . Note however that this argument also holds for $z = x_1$ and the (potential) collision on (u_1, x_1) is *not* detected. This is why the [Second Pass] step is required. Indeed, note that by the argument in the first paragraph, the edge e is removed in the first pass. Therefore, in the second pass, we eventually consider the pair T_v vs. T_{u_1} . The argument of the first paragraph applies to this case and the collision on (u_1, x_1) is correctly detected and removed. This concludes the proof. ■

Proof of Proposition 8: We first argue that $\mathcal{F}_i^* \subseteq \mathcal{F}_{i+1}^*$. Note that the only routine that removes edges is REMOVECOLLISION. Because \mathcal{F}_i^* is fully reconstructed, it suffices to show that collisions identified by DETECTCOLLISION are actual collisions. Indeed, since REMOVECOLLISION only removes edges “above” presumed collisions, this then implies that no edge in \mathcal{F}_i^* is removed. But this follows from the proof of Lemma 3.

For the second claim, assume $\mathcal{F}_i = \{T_1, \dots, T_\alpha\}$ with remaining forest $\tilde{\mathcal{F}}_i = \{T'_1, \dots, T'_\beta\}$. Each leaf v in $\tilde{\mathcal{F}}_i$ satisfies exactly one of the following:

- **Collision Node:** v is a leaf of $\tilde{\mathcal{F}}_i$ that belongs to a path connecting two vertices in $T_a \in \mathcal{F}_i$ but is not the root of T_a (it lies in the “middle” of an edge of T_a).
- **Fixed Root:** v is a root of a fully reconstructed tree $T_a \in \mathcal{F}_i$ (that is, T_a is also in \mathcal{F}_i^*);
- **Colliding Root:** v is a root of a tree $T_a \in \mathcal{F}_i$ that is not in \mathcal{F}_i^* (the tree T_a contains a collision).

We also need the following definition.

Definition 17 (Bundle) A bundle is a group of four leaves such that:

- Any two leaves are at topological distance at most 5;
- It includes at least one cherry.

A fixed bundle is a bundle in $\tilde{\mathcal{F}}_i$ whose leaves are fixed roots.

We now prove that $\tilde{\mathcal{F}}_i$ contains at least one fixed bundle. This immediately implies the second claim. Indeed, it is not hard to see that the cherry in the fixed bundle is found by LOCALCHERRY during the $(i + 1)$ -st iteration and is not removed by the *Collision Removal* step from the argument above.

Lemma 4 (Fixed Bundle) *Assume $\tilde{\mathcal{F}}_i$ has at least 4 leaves. Then, $\tilde{\mathcal{F}}_i$ contains at least one fixed bundle.*

Proof: We first make a few easy observations:

1. A tree with 4 or more leaves contains at least one bundle. (To see this: merge all cherries into leaves; repeat at most twice.)
2. Because of Claim 4 in Proposition 7, collision nodes are at distance at least $\hat{R}_{\text{col}} > 6g$ from any other leaf in $\tilde{\mathcal{F}}_i$. Therefore, if a tree in $\tilde{\mathcal{F}}_i$ contains a collision node, then it has $\gg 4$ nodes and, from the previous observation, it contains at least one bundle. Moreover, this bundle cannot contain a collision node (since in a bundle all leaves are at distance at most $5g$).
3. From the previous observations, we get the following: if a tree in $\tilde{\mathcal{F}}_i$ contains a collision, then either it has a fixed bundle, or it has at least one colliding root.

It is then easy to conclude. Assume there is no collision node in $\tilde{\mathcal{F}}_i$. Then, there cannot be any colliding root either and it is easy to see that $\tilde{\mathcal{F}}_i$ is actually composed of a single tree whose leaves are all fixed. Then there is a fixed bundle by Observation 1 above.

Assume on the contrary that there is a collision node. Let T'_b be a tree in $\tilde{\mathcal{F}}_i$ with such a node. Then by Observation 3, T'_b either has a fixed bundle, in which case we are done, or it has a colliding root, say v . In the latter case, let T_a be the tree in \mathcal{F}_i whose root is v . The tree T_a contains at least one collision node which it shares with a tree in $\tilde{\mathcal{F}}_i$, say $T'_{b'}$. Repeat the argument above on $T'_{b'}$, and so on.

Note that in each step we “exit” a tree $T_c \in \mathcal{F}_i$ via a node that is not the root of $T_c \in \mathcal{F}_i$ and enter a new tree $T_d \in \mathcal{F}_i$ at its root. Since T is a tree, this process cannot continue forever, and we eventually find a fixed bundle. ■

7 Conclusion

The proof of Steel’s Conjecture [Ste01] provides tight results for the phylogenetic reconstruction problem. However, many theoretical and practical questions remain:

- Can the results be extended to other mutation models? Can the results be extended to deal with “rates across sites” (see e.g. [Fel04])?
- What is the optimal g -value for the Jukes-Cantor model? Is it identical to the critical value $g_{q=4}$ of the reconstruction problem for the so-called “Potts model” with $q = 4$? We note that it is a long standing open problem to find $g_{q=4}$. The best bounds known are given in [MP03, MSW04a]. See also [MM06].

Acknowledgments

S.R. thanks Martin Nowak and the Program for Evolutionary Dynamics at Harvard University where part of this work was done. C.D. and E.M. thank Satish Rao for interesting discussions. E.M. thanks M. Steel for his enthusiastic encouragement for studying the connections between the reconstruction problem and phylogeny.

References

- [BCMR06] Christian Borgs, Jennifer T. Chayes, Elchanan Mossel, and Sébastien Roch. The Kesten-Stigum reconstruction bound is tight for roughly symmetric binary channels. In *FOCS*, pages 518–530, 2006.
- [BKMP05] N. Berger, C. Kenyon, E. Mossel, and Y. Peres. Glauber dynamics on trees and hyperbolic graphs. *Probab. Theory Rel.*, 131(3):311–340, 2005. Extended abstract by Kenyon, Mossel and Peres appeared in proceedings of 42nd IEEE Symposium on Foundations of Computer Science (FOCS) 2001, 568–578.
- [BRZ95] P. M. Bleher, J. Ruiz, and V. A. Zagrebnov. On the purity of the limiting Gibbs state for the Ising model on the Bethe lattice. *J. Statist. Phys.*, 79(1-2):473–482, 1995.
- [Bun71] P. Buneman. The recovery of trees from measures of dissimilarity. In *Mathematics in the Archaeological and Historical Sciences*, pages 187–395. Edinburgh University Press, Edinburgh, 1971.
- [Cav78] J. A. Cavender. Taxonomy with confidence. *Math. Biosci.*, 40(3-4), 1978.
- [Cha96] Joseph T. Chang. Full reconstruction of Markov models on evolutionary trees: identifiability and consistency. *Math. Biosci.*, 137(1):51–73, 1996.
- [DMR06] Constantinos Daskalakis, Elchanan Mossel, and Sébastien Roch. Optimal phylogenetic reconstruction. In *STOC’06: Proceedings of the 38th Annual ACM Symposium on Theory of Computing*, pages 159–168, New York, 2006. ACM.
- [EKPS00] W. S. Evans, C. Kenyon, Y. Peres, and L. J. Schulman. Broadcasting on trees and the Ising model. *Ann. Appl. Probab.*, 10(2):410–433, 2000.
- [ESSW99] P. L. Erdős, M. A. Steel, L. A. Székely, and T. A. Warnow. A few logs suffice to build (almost) all trees (part 1). *Random Struct. Algor.*, 14(2):153–184, 1999.
- [Far73] J. S. Farris. A probability model for inferring evolutionary trees. *Syst. Zool.*, 22(4):250–256, 1973.
- [Fel04] J. Felsenstein. *Inferring Phylogenies*. Sinauer, New York, New York, 2004.
- [Geo88] H. O. Georgii. *Gibbs measures and phase transitions*, volume 9 of *de Gruyter Studies in Mathematics*. Walter de Gruyter & Co., Berlin, 1988.
- [Hig77] Y. Higuchi. Remarks on the limiting Gibbs states on a $(d + 1)$ -tree. *Publ. Res. Inst. Math. Sci.*, 13(2):335–348, 1977.
- [Iof96] D. Ioffe. On the extremality of the disordered state for the Ising model on the Bethe lattice. *Lett. Math. Phys.*, 37(2):137–143, 1996.
- [JC69] T. H. Jukes and C. Cantor. Mammalian protein metabolism. In H. N. Munro, editor, *Evolution of protein molecules*, pages 21–132. Academic Press, 1969.
- [JM04] S. Janson and E. Mossel. Robust reconstruction on trees is determined by the second eigenvalue. *Ann. Probab.*, 32:2630–2649, 2004.

- [MM06] Marc Mézard and Andrea Montanari. Reconstruction on trees and spin glass transition. *J. Stat. Phys.*, 124(6):1317–1350, 2006.
- [Mos98] E. Mossel. Recursive reconstruction on periodic trees. *Random Struct. Algor.*, 13(1):81–97, 1998.
- [Mos01] E. Mossel. Reconstruction on trees: beating the second eigenvalue. *Ann. Appl. Probab.*, 11(1):285–300, 2001.
- [Mos04] E. Mossel. Phase transitions in phylogeny. *Trans. Amer. Math. Soc.*, 356(6):2379–2404, 2004.
- [Mos07] E. Mossel. Distorted metrics on trees and phylogenetic forests. *IEEE/ACM Trans. Comput. Bio. Bioinform.*, 4(1):108–116, 2007.
- [MP03] E. Mossel and Y. Peres. Information flow on trees. *Ann. Appl. Probab.*, 13(3):817–844, 2003.
- [MS04] E. Mossel and M. Steel. A phase transition for a random cluster model on phylogenetic trees. *Math. Biosci.*, 187(2):189–203, 2004.
- [MSW04a] F. Martinelli, A. Sinclair, and D. Weitz. Fast mixing for independent sets, colorings, and other models on trees. In *Proceedings of the 15th ACM-SIAM Symposium on Discrete Algorithms*, pages 449–458, 2004.
- [MSW04b] F. Martinelli, A. Sinclair, and D. Weitz. Glauber dynamics on trees: boundary conditions and mixing time. *Comm. Math. Phys.*, 250(2):301–334, 2004.
- [Ney71] J. Neyman. Molecular studies of evolution: a source of novel statistical problems. In S. S. Gupta and J. Yackel, editors, *Statistical decision theory and related topics*, pages 1–27. Academic Press, New York, 1971.
- [Spi75] F. Spitzer. Markov random fields on an infinite tree. *Ann. Probability*, 3(3):387–398, 1975.
- [SS03] C. Semple and M. Steel. *Phylogenetics*, volume 22 of *Mathematics and its Applications series*. Oxford University Press, 2003.
- [Ste01] M. Steel. My Favourite Conjecture. Preprint, 2001.