

GEOMETRY OF THE MAPPING CLASS GROUPS II: (QUASI)-GEODESICS

URSULA HAMENSTÄDT

ABSTRACT. Let S be an oriented surface of genus $g \geq 0$ with $m \geq 0$ punctures where $3g - 3 + m \geq 2$. We construct a family of uniform quasi-geodesics for the mapping class group of S connecting any two points and use these quasi-geodesics to give a new proof of a result of Masur and Minsky: The mapping class group of an essential nonexceptional subsurface S_0 of S is an undistorted subgroup of the mapping class group of S . We also show that if $3g - 3 + m \geq 4$ then for every compact subset K of the moduli space $\text{Mod}(S)$ for S there is a closed Teichmüller geodesic in $\text{Mod}(S)$ which does not intersect K .

1. INTRODUCTION

Let S be a *nonexceptional* oriented surface of finite type, i.e. S is a closed surface of genus $g \geq 0$ from which $m \geq 0$ points, so-called *punctures*, have been deleted, and $3g - 3 + m \geq 2$. The *Teichmüller space* $\mathcal{T}(S)$ of S is a smooth manifold diffeomorphic to $\mathbb{R}^{6g-6+2m}$. It can be represented as the quotient of the space of all complete hyperbolic metrics on S of finite volume under the action of the group of all diffeomorphisms of S which are isotopic to the identity. The group of all isotopy classes of orientation preserving diffeomorphisms of S is called the *mapping class group* $\mathcal{M}(S)$ of S . It acts smoothly and properly discontinuously on $\mathcal{T}(S)$ preserving a complete Finsler metric, the so-called *Teichmüller metric*. The quotient orbifold $\text{Mod}(S) = \mathcal{T}(S)/\mathcal{M}(S)$, equipped with the projection of the Teichmüller metric, is a complete noncompact geodesic metric space.

Even though the Teichmüller metric is not non-positively curved in any reasonable sense, it shares many properties with a Riemannian metric of non-positive curvature. For example, any two points in $\mathcal{T}(S)$ can be connected by a unique Teichmüller geodesic, and *closed* geodesics in the moduli space $\text{Mod}(S)$ are in one-to-one correspondence with the conjugacy classes of the so-called *pseudo-Anosov* elements of the mapping class group. However, unlike in the case of negatively curved Riemannian manifolds of finite volume, closed geodesics may escape into the end of $\text{Mod}(S)$. Namely, we show.

Theorem A: *If $3g - 3 + m \geq 4$ then for every compact subset K of $\text{Mod}(S)$ there is a closed Teichmüller geodesic which does not intersect K .*

Date: May 27, 2006.

AMS subject classification: 20M34

Research partially supported by Sonderforschungsbereich 611.

Now let Γ be any finitely generated group and let \mathcal{G} be a finite symmetric set of generators for Γ . Then \mathcal{G} defines a *word norm* $||$ on Γ by assigning to an element $g \in \Gamma$ the smallest length $|g|$ of a word in the generating set \mathcal{G} representing g . Any two such word norms $||, ||_0$ are *equivalent*, i.e. there is a constant $L > 1$ (depending on the generating sets defining the norms) such that $|g|/L \leq |g|_0 \leq L|g|$ for all $g \in \Gamma$. This means that the *word metrics* d, d_0 on Γ defined by $d(g, h) = |g^{-1}h|$ and $d_0(g, h) = |g^{-1}h|_0$ are bilipschitz equivalent.

Consider a finitely generated subgroup Γ' of Γ , with a finite symmetric set \mathcal{G}' of generators and corresponding word norm $||'$. Since we can always extend \mathcal{G}' to a finite symmetric set of generators of Γ , for every word norm $||$ on Γ there is a number $L > 1$ such that $|g| \leq L|g|'$ for every $g \in \Gamma'$. However, in general the word norm in Γ of an element $g \in \Gamma'$ can not be estimated from below by a constant multiple of its word norm in Γ' . Define a subgroup $\Gamma' < \Gamma$ to be *undistorted* if there is a constant $c > 1$ such that $|g|' \leq c|g|$ for all $g \in \Gamma'$.

The mapping class group $\mathcal{M}(S)$ of a nonexceptional oriented surface S of finite type is finitely presented. Indeed, it acts as a group of automorphisms on a contractible cell complex with finite cell stabilizers and compact quotient [Har86, Hat91, I02]. In particular, it is finitely generated. A *subsurface* of S is a bordered surface S_0 which is embedded in S . We call S_0 *essential* if the inclusion $S_0 \rightarrow S$ induces an injection of the fundamental group of S_0 into the fundamental group of S and if moreover every boundary component of S_0 is an *essential* simple closed curve in S , i.e. it is neither contractible nor freely homotopic into a puncture. The mapping class group $\mathcal{M}(S_0)$ of S_0 can be identified with the subgroup of $\mathcal{M}(S)$ of all elements which can be represented by diffeomorphisms of S fixing $S - S_0$ pointwise; here we use the convention that a *Dehn twist* in S about a boundary circle c of S_0 is contained in $\mathcal{M}(S_0)$. We call S_0 *nonexceptional* if the surface obtained by replacing the boundary circles of S_0 by cusps is nonexceptional. Masur and Minsky showed the following (Theorem 6.12 of [MM00]).

Theorem B [MM00]: *If S is a nonexceptional surface of finite type and if $S_0 \subset S$ is an essential connected subsurface which either is nonexceptional or an essential annulus then $\mathcal{M}(S_0) < \mathcal{M}(S)$ is undistorted.*

In the case that the subsurface S_0 of S is an essential annulus, the mapping class group $\mathcal{M}(S_0)$ of S_0 equals the infinite cyclic group of Dehn twists about the center core curve of the annulus. In this case the above theorem was also shown by Farb, Lubotzky and Minsky [FLM01].

Recall that for a number $L \geq 1$, an *L -quasi-geodesic* in a metric space (X, d) is a map $\gamma : (a, b) \rightarrow X$ (where $-\infty \leq a < b \leq \infty$) such that

$$|s - t|/L - L \leq d(\gamma(s), \gamma(t)) \leq L|s - t| + L \quad \text{for all } s, t \in (a, b).$$

The strategy for the proof of Theorem B used by Masur and Minsky consists in constructing for some fixed word metric d , some fixed $L > 1$ and for every pair of points $(\varphi, \psi) \in \mathcal{M}(S) \times \mathcal{M}(S)$ an L -quasi-geodesic with respect to d connecting φ to ψ with the additional property that this path is contained in $\mathcal{M}(S_0)$ whenever $\varphi, \psi \in \mathcal{M}(S_0)$. However, it suffices to construct such uniform quasi-geodesics on

any complete geodesic metric space on which $\mathcal{M}(S)$ acts properly discontinuously and cocompactly as a group of isometries. Such a space is the *train track complex* which is a directed metric graph (\mathcal{TT}, d) whose vertices are the isotopy classes of complete *train tracks* on S . A train track τ is connected in \mathcal{TT} to a train track τ' by a directed edge of length one if and only if τ' can be obtained from τ by a single *split* [H05a].

A *splitting sequence* in \mathcal{TT} is a directed edge path, i.e. an arc $\gamma : [0, m] \rightarrow \mathcal{TT}$ which maps integer points to vertices in \mathcal{TT} and such that for every $i \leq m$ the train track $\rho(i+1)$ can be obtained from $\rho(i)$ by single split. We show.

Theorem C: *There is a number $L > 1$ such that every splitting sequence in \mathcal{TT} is an L -quasi-geodesic.*

As a consequence, splitting sequences in \mathcal{TT} define uniform quasi-geodesics in the mapping class group. We use these quasi-geodesics to give a new proof of Theorem B.

The organization of this note is as follows. In Section 2 we summarize the properties of the train track complex \mathcal{TT} which are needed for our purpose. Section 3 contains the proof of Theorem C. In Section 4 we establish that the set of ordered pairs of points in \mathcal{TT} which can be connected by a splitting sequence is coarsely dense in $\mathcal{TT} \times \mathcal{TT}$ with respect to the product metric. This is then used to show Theorem B. In Section 5 we use train tracks and splitting sequences to show Theorem A.

2. THE COMPLEX OF TRAIN TRACKS

In this section we summarize some results and constructions from [PH92, H05a] which will be used throughout the paper (compare also [Mo03]).

Let S be an oriented surface of genus $g \geq 0$ with $m \geq 0$ punctures and where $3g - 3 + m \geq 2$. A *train track* on S is an embedded 1-complex $\tau \subset S$ whose edges (called *branches*) are smooth arcs with well-defined tangent vectors at the endpoints. At any vertex (called a *switch*) the incident edges are mutually tangent. Through each switch there is a path of class C^1 which is embedded in τ and contains the switch in its interior. In particular, the branches which are incident on a fixed switch are divided into “incoming” and “outgoing” branches according to their inward pointing tangent at the switch. Each closed curve component of τ has a unique bivalent switch, and all other switches are at least trivalent. The complementary regions of the train track have negative Euler characteristic, which means that they are different from discs with 0, 1 or 2 cusps at the boundary and different from annuli and once-punctured discs with no cusps at the boundary. We always identify train tracks which are isotopic.

A *trainpath* on a train track τ is a C^1 -immersion $\rho : [m, n] \rightarrow \tau \subset S$ which maps each interval $[k, k+1]$ ($m \leq k \leq n-1$) onto a branch of τ . The integer $n-m$ is then called the *length* of ρ . We sometimes identify a trainpath on S with its image

in τ . Each complementary region of τ is bounded by a finite number of trainpaths which either are simple closed curves or terminate at the cusps of the region. A *subtrack* of a train track τ is a subset σ of τ which itself is a train track. Thus every switch of σ is also a switch of τ , and every branch of σ is an embedded trainpath of τ . We write $\sigma < \tau$ if σ is a subtrack of τ .

A train track is called *generic* if all switches are at most trivalent. The train track τ is called *transversely recurrent* if every branch b of τ is intersected by an embedded simple closed curve $c = c(b) \subset S$ which intersects τ transversely and is such that $S - \tau - c$ does not contain an embedded *bigon*, i.e. a disc with two corners at the boundary.

A *transverse measure* on a train track τ is a nonnegative weight function μ on the branches of τ satisfying the *switch condition*: For every switch s of τ , the sum of the weights over all incoming branches at s is required to coincide with the sum of the weights over all outgoing branches at s . The train track is called *recurrent* if it admits a transverse measure which is positive on every branch. We call such a transverse measure μ *positive*, and we write $\mu > 0$. If μ is any transverse measure on a train track τ then the subset of τ consisting of all branches with positive μ -weight is a recurrent subtrack of τ . A train track τ is called *birecurrent* if τ is recurrent and transversely recurrent.

A *geodesic lamination* for a complete hyperbolic structure on S of finite volume is a *compact* subset of S which is foliated into simple geodesics. A geodesic lamination λ is called *minimal* if each of its half-leaves is dense in λ . Thus a simple closed geodesic is a minimal geodesic lamination. A minimal geodesic lamination with more than one leaf has uncountably many leaves and is called *minimal arational*. Every geodesic lamination λ consists of a disjoint union of finitely many minimal components and a finite number of isolated leaves. Each of the isolated leaves of λ either is an isolated closed geodesic and hence a minimal component, or it *spirals* about one or two minimal components [CEG87, O96].

A geodesic lamination is *finite* if it contains only finitely many leaves, and this is the case if and only if each minimal component is a closed geodesic. A geodesic lamination is *maximal* if its complementary regions are all ideal triangles or once punctured monogons. A geodesic lamination λ is called *complete* if λ is maximal and can be approximated in the *Hausdorff topology* by simple closed geodesics. The space \mathcal{CL} of all complete geodesic laminations equipped with the Hausdorff topology is a compact metrizable space. Every geodesic lamination λ which is a disjoint union of finitely many minimal components is a *sublamination* of a complete geodesic lamination, i.e. there is a complete geodesic lamination which contains λ as a closed subset [H05a].

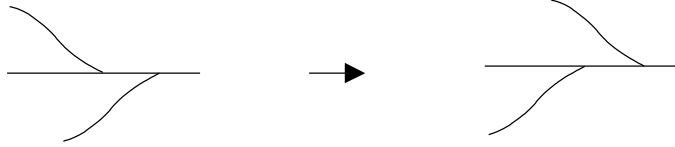
A train track or a geodesic lamination σ is *carried* by a transversely recurrent train track τ if there is a map $F : S \rightarrow S$ of class C^1 which is isotopic to the identity and maps σ into τ in such a way that the restriction of the differential of F to the tangent space of σ vanishes nowhere. Note that this makes sense since a train track has a tangent line everywhere. We call the restriction of F to σ a *carrying map* for σ . Write $\sigma \prec \tau$ if the train track or the geodesic lamination σ is carried by the train track τ . If σ is a train track which is carried by τ , then

every geodesic lamination λ which is carried by σ is also carried by τ . A train track τ is called *complete* if it is generic and transversely recurrent and if it carries a complete geodesic lamination. Every complete train track is recurrent. The set of all complete geodesic laminations which are carried by a complete train track τ is open and closed in \mathcal{CL} . In particular, the space \mathcal{CL} is totally disconnected [H05a].

A half-branch \hat{b} in a generic train track τ incident on a switch v of τ is called *large* if every trainpath containing v in its interior passes through \hat{b} . A half-branch which is not large is called *small*. A branch b in a generic train track τ is called *large* if each of its two half-branches is large; in this case b is necessarily incident on two distinct switches, and it is large at both of them. A branch is called *small* if each of its two half-branches is small. A branch is called *mixed* if one of its half-branches is large and the other half-branch is small (for all this, see [PH92] p.118).

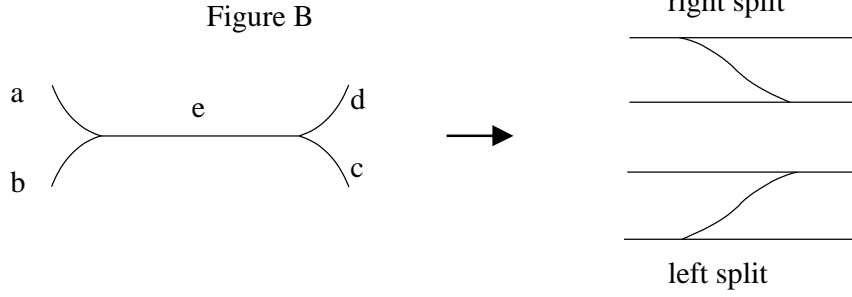
There are two simple ways to modify a complete train track τ to another complete train track. First, we can *shift* τ along a mixed branch to a train track τ' as shown in Figure A below. If τ is complete then the same is true for τ' . Moreover, a train track or a lamination is carried by τ if and only if it is carried by τ' (see [PH92] p.119). In particular, the shift τ' of τ is carried by τ . Note that there is a natural bijection of the set of branches of τ onto the set of branches of τ' .

Figure A



Second, if e is a large branch of τ then we can perform a right or left *split* of τ at e as shown in Figure B. Note that a right split at e is uniquely determined by the orientation of S and does not depend on the orientation of e . Using the labels in the figure, in the case of a right split we call the branches a and c *winners* of the split, and the branches b, d are *losers* of the split. If we perform a left split, then the branches b, d are winners of the split, and the branches a, c are losers of the split. The split τ' of a train track τ is carried by τ , and there is a natural choice of a carrying map which maps the switches of τ' to the switches of τ . The image of a branch of τ' is then a trainpath on τ whose length either equals one or two. We call this carrying map the *canonical carrying map*. It induces a natural bijection of the set of branches of τ onto the set of branches of τ' which maps the branch e to the *diagonal* e' of the split. The split of a maximal transversely recurrent generic train track is maximal, transversely recurrent and generic. If τ is complete and if $\lambda \in \mathcal{CL}$ is carried by τ , then there is a unique choice of a right or left split of τ at e with the property that the split track τ' carries λ . We call such a split a *λ -split*. The train track τ' is complete. In particular, a complete train track τ can always be split at any large branch e to a complete train track τ' ; however there may be a choice of a right or left split at e such that the resulting train track is not recurrent any more (compare p.120 in [PH92]). The reverse of a split is called a *collapse*.

Denote by \mathcal{TT} the directed graph whose vertices are the isotopy classes of complete train tracks on S and whose edges are determined as follows. The train track



$\tau \in \mathcal{TT}$ is connected to the train track τ' by a directed edge if and only if τ' can be obtained from τ by a single split. The graph \mathcal{TT} is connected [H05a]. As a consequence, if we identify each edge in \mathcal{TT} with the unit interval $[0, 1]$ then this provides \mathcal{TT} with the structure of a connected locally finite metric graph. Thus \mathcal{TT} is a locally compact complete geodesic metric space. In the sequel we always assume that \mathcal{TT} is equipped with this metric without further comment. The mapping class group $\mathcal{M}(S)$ of S acts properly and cocompactly on \mathcal{TT} as a group of isometries. In particular, \mathcal{TT} is $\mathcal{M}(S)$ -equivariantly quasi-isometric to $\mathcal{M}(S)$ equipped with any word metric [H05a].

3. UNIFORM QUASI-GEODESICS

For a number $L \geq 1$, an L -quasi-isometric embedding of a metric space (X, d) into a metric space (Y, d) is a map $F : X \rightarrow Y$ such that

$$d(x, y)/L - L \leq d(F(x), F(y)) \leq Ld(x, y) + L$$

for all $x, y \in X$. An L -quasi-geodesic in a metric space (X, d) is an L -quasi-isometric embedding of a closed connected subset of \mathbb{R} into X .

Denote by $\mathcal{V}(\mathcal{TT})$ the vertex set of \mathcal{TT} , i.e. the set of all complete train tracks on S . Define a *splitting sequence* in \mathcal{TT} to be a sequence $\{\alpha(i)\}_{0 \leq i \leq m} \subset \mathcal{V}(\mathcal{TT})$ with the property that for every $i \geq 0$ the train track $\alpha(i+1)$ can be obtained from $\alpha(i)$ by a single split. The goal of this section is to show Theorem C from the introduction stating that there is a number $L > 0$ such that the directed edge path in \mathcal{TT} defined by any splitting sequence is an L -quasi-geodesic.

We begin the proof of Theorem C with a discussion of the relation between splitting, shifting and carrying for complete train tracks. For this we call two train tracks τ, τ' on S *shift equivalent* if τ' can be obtained from τ by a sequence of shifts. This is clearly an equivalence relation, and the number of (isotopy classes of) train tracks in a given shift equivalence class is bounded by a universal constant. A train track or a geodesic lamination is carried by a transversely recurrent train track τ if and only if it is carried by each train track in the shift equivalence class of τ .

Define a *splitting and shifting move* of τ to be a modification of τ by any sequence of shifts of τ followed by a single split. A *splitting and shifting sequence* is a sequence $\{\alpha(i)\} \subset \mathcal{V}(\mathcal{TT})$ such that for each i , the train track $\alpha(i+1)$ is obtained from $\alpha(i)$ by a splitting and shifting move. The following important result of Penner and

Harer (Theorem 2.4.1 of [PH92]) relates splitting and shifting of train tracks to carrying.

Proposition 3.1 [PH92]: *If $\sigma \in \mathcal{V}(\mathcal{TT})$ is carried by $\tau \in \mathcal{V}(\mathcal{TT})$ then τ can be connected to a shift of σ by a splitting and shifting sequence.*

If a train track $\tau \in \mathcal{V}(\mathcal{TT})$ is *splittable* to a train track $\eta \in \mathcal{V}(\mathcal{TT})$, i.e. if τ can be connected to η by a splitting sequence, then by Lemma 5.1 of [H05a] the length $\ell(\tau, \eta)$ of a splitting sequence connecting τ to η is independent of the choice of such a sequence.

Define a *generalized splitting and shifting sequence* to be a sequence $\{\alpha(i)\} \subset \mathcal{V}(\mathcal{TT})$ such that for each i , either $\alpha(i+1)$ can be obtained from $\alpha(i)$ by a single splitting and shifting move or $\alpha(i+1)$ can be obtained from $\alpha(i)$ by a single *collapsing and shifting move*, i.e. $\alpha(i)$ is obtained from $\alpha(i+1)$ by a single splitting and shifting move. We use the results from [H05a] to show.

Lemma 3.2: *There is a number $p > 0$ with the following property. Let τ be splittable to η and let $\{\alpha(i)\}_{0 \leq i \leq m}$ be a generalized splitting and shifting sequence connecting $\alpha(0) = \tau \in \mathcal{V}(\mathcal{TT})$ to $\alpha(m) = \eta \in \mathcal{V}(\mathcal{TT})$ which consists of train tracks carrying a common complete geodesic lamination λ ; then the length m of the sequence is not smaller than $\ell(\tau, \eta)/p$.*

Proof: Let $q_1 > 0$ be as in Lemma 4.5 of [H05a]. Let $\tau \in \mathcal{V}(\mathcal{TT})$ be splittable to $\eta \in \mathcal{V}(\mathcal{TT})$ and let λ be a complete geodesic lamination carried by η . Let $\{\alpha(i)\}_{0 \leq i \leq m}$ be a generalized splitting and shifting sequence connecting $\tau = \alpha(0)$ to $\eta = \alpha(m)$ such that each of the train tracks $\alpha(i)$ carries λ . We construct inductively a sequence $\{\sigma(i)\}_{0 \leq i \leq m} \subset \mathcal{V}(\mathcal{TT})$ with the following properties.

- (1) For every $i \leq m$, $\sigma(i)$ is carried by $\alpha(i)$ and carries λ .
- (2) For every $i < m$ the train track $\sigma(i+1)$ can be obtained from $\sigma(i)$ by a splitting and shifting sequence of length at most q_1 .

For the construction of our sequence $\{\sigma(i)\}$, we first define $\sigma(0) = \tau$. Assume by induction we constructed already the train tracks $\sigma(i)$ for all $i < i_0$ and some $i_0 > 0$. Consider the train track $\alpha(i_0 - 1)$; by assumption, it carries the train track $\sigma(i_0 - 1)$. If the train track $\alpha(i_0)$ is obtained from $\alpha(i_0 - 1)$ by a collapsing and shifting move then $\alpha(i_0)$ carries $\sigma(i_0 - 1)$ and we define $\sigma(i_0) = \sigma(i_0 - 1)$. Otherwise $\alpha(i_0)$ is obtained from $\alpha(i_0 - 1)$ by a splitting and shifting move. In other words, via replacing $\alpha(i_0 - 1)$ by a shift equivalent train track we may assume that $\alpha(i_0)$ is obtained from $\alpha(i_0 - 1)$ by a single λ -split. By Lemma 4.5 of [H05a] there is a train track $\sigma(i_0)$ which carries λ , is carried by $\alpha(i_0)$ and which can be obtained from $\sigma(i_0 - 1)$ by a splitting and shifting sequence of length at most q_1 . The inductively defined sequence $\{\sigma(i)\}$ has the required properties.

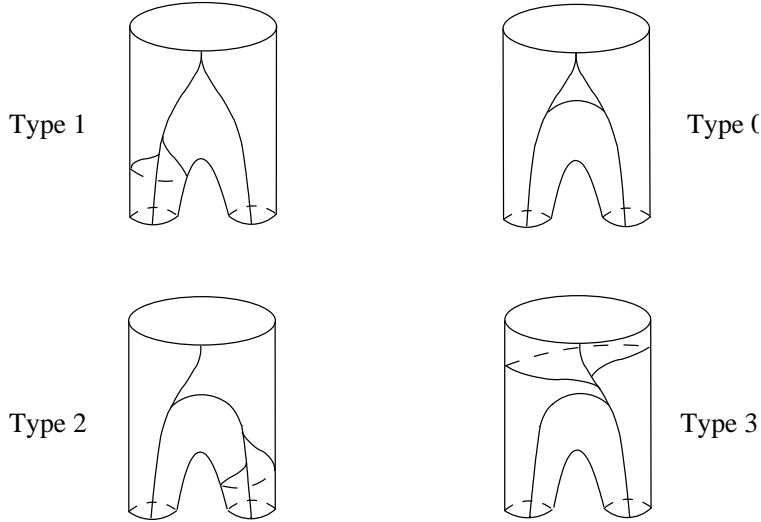
By construction, the train track τ can be connected to $\sigma(m)$ with a splitting and shifting sequence of length at most $q_1 m$. By Corollary 5.6 of [H05a] and its proof, there is a constant $q_2 > 0$ such that the train track τ is splittable with a

sequence of λ -splits of length at most $q_1 q_2 m$ to a train track ξ which is contained in the q_2 -neighborhood of $\sigma(m)$. Let $E(\tau, \lambda)$ be the *flat strip* of all train tracks which carry λ and can be obtained from τ by a splitting sequence. Since both $\alpha(m), \xi$ are contained in $E(\tau, \lambda)$ and $\sigma(m)$ is carried by $\alpha(m)$, Lemma 5.4 of [H05a] shows that we may assume without loss of generality that $\alpha(m)$ is splittable to ξ . By Lemma 5.1 of [H05a], this implies that the length of a splitting sequence connecting τ to $\alpha(m)$ is not bigger than $q_1 q_2 m$ which shows the lemma. \square

Next we consider a special collection of complete train tracks which were defined by Penner and Harer [PH92]. For their construction, define a *framing* of S to consist of a *pants decomposition* P for S (i.e. a collection of $3g - 3 + m$ simple closed curves which decompose S into $2g - 2 + m$ pairs of pants) and a system of *spanning curves* for P . For each pants curve $\gamma \in P$ there is a unique simple closed spanning curve which is contained in the connected component of $S - (P - \gamma)$ containing γ , is not freely homotopic into the boundary or a puncture of this component and intersects γ in the minimal number of points. Note that any two choices of such a spanning curve differ by a *Dehn twist* about γ .

For each framing F of S we can construct a collection of finitely many maximal transversely recurrent train tracks which are in *standard form* for F as follows. Let P be the pants decomposition of our framing. Choose an open neighborhood A of P in S whose closure in S is homeomorphic to the disjoint union of $3g - 3 + m$ closed annuli. Then $S - A$ is the disjoint union of $2g - 2 + m$ pairs of pants. We require that each train track τ from our collection intersects a component of $S - A$ which does not contain a puncture of S in a *train track with stops* which is isotopic to one of the four *standard models* shown in Figure C.

Figure C

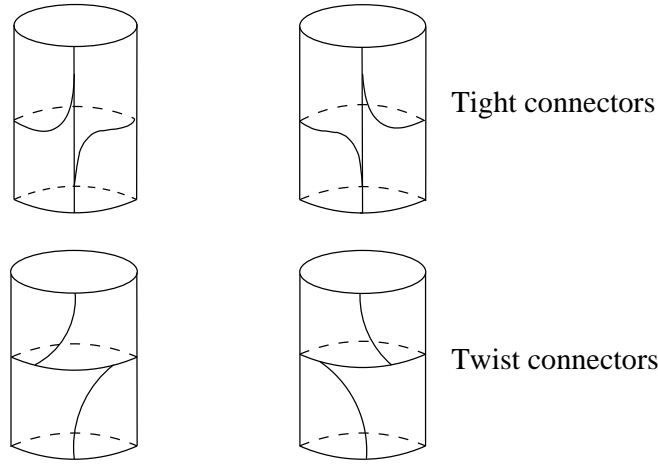


If S_0 is a component of $S - A$ which contains precisely one puncture, then we require that τ intersects S_0 in a train track with stops which we obtain from the

standard model of type 2 or of type 3 by replacing the top boundary curve by a puncture and by deleting the small branch which is incident on the stop of this boundary component. If S_0 is a component of $S - A$ which contains two punctures, then we require that τ intersects S_0 in train track with stops which we obtain from the standard model of type 1 by replacing the two lower boundary components by a puncture and by deleting the two small branches which are incident on the stops of these boundary components.

The intersection of τ with a component of the collection A of $3g - 3 + m$ annuli is one of the following four *standard connectors* which are shown in Figure D.

Figure D



From the above standard pieces we can build a train track τ on S by choosing for each component of $S - A$ one of the standard models as described above and choosing for each component of A one of the four standard connectors. These train tracks with stops are then glued at their stops to a connected train track on S . Any two train tracks constructed in this way from the same pants decomposition P and the same choices of standard models for the components of $S - A$ and the same choices of connectors for the components of A differ by Dehn twists about the pants curves of P . The spanning curves of our framing F determine a specific choice of such a glueing (see [PH92, H05a]). We call each of the resulting train tracks *in standard form for F* provided that it is complete. Any such train track for which the standard model for a pair of pants not containing any puncture of S is of type 0 and with only twist connectors is complete. We call such a train track *in special standard form*. The following result is due to Penner and Harer [PH92, H05a].

Proposition 3.3: *Let F be any framing for S ; then every complete geodesic lamination is carried by a unique complete train track in standard form for F .*

For a complete geodesic lamination $\lambda \in \mathcal{CL}$ denote by $\mathcal{S}(\lambda)$ the graph whose set of vertices is the set of complete train tracks on S which carry λ and where two such vertices τ, σ are connected by an edge if and only if either τ and σ are

connected by an edge in \mathcal{TT} or if τ can be obtained from σ by a single shift. It follows from Proposition 3.1 and the results of Section 2 of [H05a] that $\mathcal{S}(\lambda)$ is connected. In particular, $\mathcal{S}(\lambda)$ can be viewed as a geodesic metric space, equipped with the intrinsic metric d_λ . The inclusion of the vertices of $\mathcal{S}(\lambda)$ into $\mathcal{V}(\mathcal{TT})$ can be extended to a natural map $\mathcal{S}(\lambda) \rightarrow \mathcal{TT}$.

Recall that for some $L \geq 1$, an L -quasi-isometric embedding F of a metric space (X, d) into a metric space (Y, d) is a *quasi-isometry* if the image of X under F is L -dense in Y , i.e. if for every $y \in Y$ there is some $x \in X$ with $d(Fx, y) \leq L$. We have.

Lemma 3.4: *There is a number $q > 0$ such that for every $\lambda \in \mathcal{CL}$ the natural map $(\mathcal{S}(\lambda), d_\lambda) \rightarrow \mathcal{TT}$ is a q -quasi-isometry.*

Proof: Let \mathcal{ST} be the metric graph whose vertices are the complete train tracks on S and where two vertices τ, σ are connected by an edge if and only if either they are connected by an edge in \mathcal{TT} or if τ can be obtained from σ by a single shift. Since \mathcal{TT} is connected the same is true for \mathcal{ST} . Then \mathcal{ST} is a locally finite metric graph which admits a properly discontinuous cocompact isometric action of $\mathcal{M}(S)$. As a consequence, \mathcal{ST} is equivariantly quasi-isometric to \mathcal{TT} . Note that $\mathcal{S}(\lambda)$ is a complete subgraph of \mathcal{ST} . It is now enough to show that the natural inclusion $\mathcal{S}(\lambda) \rightarrow \mathcal{ST}$ is a quasi-isometry.

The collection of all train tracks in standard form for some framing of S is invariant under the action of the mapping class group $\mathcal{M}(S)$. Since $\mathcal{M}(S)$ acts cocompactly on \mathcal{ST} , this means that for every vertex σ of \mathcal{ST} there is a train track in standard form for some framing F of S whose distance to σ is bounded from above by a universal constant. Moreover, again by invariance under the action of the mapping class group, the distance between any two train tracks in standard form for a fixed framing F is bounded from above by a universal constant. Thus by Proposition 3.3, if we denote by d the distance in \mathcal{ST} then there is a number $\kappa_0 > 0$ and for every $\sigma \in \mathcal{ST}$ there is some $\tau \in \mathcal{S}(\lambda)$ with $d(\sigma, \tau) \leq \kappa_0$. Since $\mathcal{S}(\lambda)$ is a complete subgraph of \mathcal{ST} this means that the inclusion $\mathcal{S}(\lambda) \rightarrow \mathcal{ST}$ is a 1-Lipschitz map with κ_0 -dense image.

Let again d_λ be the intrinsic distance on $\mathcal{S}(\lambda)$. We have to show that there is a number $L > 1$ such that $d_\lambda(\tau, \sigma) \leq Ld(\tau, \sigma)$ for all $\tau, \sigma \in \mathcal{S}(\lambda)$. For this let τ, σ be any two vertices of $\mathcal{S}(\lambda)$. Let $\gamma : [0, m] \rightarrow \mathcal{ST}$ be a simplicial geodesic connecting $\tau = \gamma(0)$ to $\sigma = \gamma(m)$. By our above consideration, for every $i \leq m$ there is a train track $\zeta(i) \in \mathcal{S}(\lambda)$ with $d(\zeta(i), \gamma(i)) \leq \kappa_0$ for all i and where $\zeta(0) = \tau, \zeta(m) = \sigma$. Then the distance between $\zeta(i)$ and $\zeta(i+1)$ is at most $2\kappa_0 + 1$. By Lemma 5.5 of [H05a], there is a constant $\kappa_1 > 0$ only depending on κ_0 and for every $i \leq m$ there is a train track $\beta(i)$ which carries λ and which can be obtained from both $\zeta(i)$ and $\zeta(i+1)$ by a splitting and shifting sequence of length at most κ_1 . Let $\ell > 0$ be the maximal number of train tracks in any shift equivalence class and assume that the complete train track $\beta \in \mathcal{S}(\lambda)$ can be obtained from the train track η by a splitting and shifting move. Then η can be connected to β by a simplicial path in $\mathcal{S}(\lambda)$ of length at most $\ell + 1$, in particular we have $d_\lambda(\zeta(i-1), \zeta(i)) \leq 2\kappa_1(\ell + 1)$ for all $i \leq m$. But this just means that the distance $d_\lambda(\tau, \sigma)$ in $\mathcal{S}(\lambda)$ between τ and σ is

not bigger than $2\kappa_1(\ell + 1)d(\tau, \sigma)$. In other words, the inclusion $(\mathcal{S}(\lambda), d_\lambda) \rightarrow \mathcal{ST}$ is a κ_2 -quasi-isometry for a constant $\kappa_2 > 0$ not depending on λ . This shows the lemma. \square

Now we are ready to complete the proof of Theorem C. Namely, let $\tau, \sigma \in \mathcal{V}(\mathcal{TT})$ and assume that τ is splittable to σ with a splitting sequence of length $\ell(\tau, \sigma)$. Let $\lambda \in \mathcal{CL}$ be a complete geodesic lamination which is carried by σ . Let $\gamma : [0, m] \rightarrow \mathcal{TT}$ be any geodesic connecting τ to σ . Let $q > 0$ be as in Lemma 3.4; then there is a curve $\tilde{\gamma} : [0, n] \rightarrow \mathcal{S}(\lambda)$ of length $n \leq qm$ connecting τ to σ . However, by Lemma 3.2 the length n of $\tilde{\gamma}$ is not smaller than $\ell(\tau, \sigma)/p$ and therefore we have $\ell(\tau, \sigma) \leq np \leq qmp$. This finishes the proof of Theorem C.

Theorem C implies the result of Farb, Lubotzky and Minsky [FLM01].

Corollary 3.5: *If P is a pants decomposition for S and if Γ is the free abelian group of rank $3g - 3 + m$ generated by the Dehn twists about the pants curves of P then $\Gamma < \mathcal{M}(S)$ is undistorted.*

Proof: Let $P = \{\gamma_1, \dots, \gamma_{3g-3+m}\}$ be any pants decomposition for S . For each $i \leq 3g - 3 + m$ let $\varphi_i \in \mathcal{M}(S)$ be a simple Dehn twist about γ_i . The elements $\varphi_1, \dots, \varphi_{3g-3+m}$ generate a free abelian subgroup Γ of $\mathcal{M}(S)$. We equip Γ with the word norm $||$ defined by the generators $\varphi_i, \varphi_i^{-1}$. To show that Γ is undistorted, it suffices to show that there is a number $c > 0$ and for every $\varphi \in \Gamma$ there is a train track $\tau \in \mathcal{V}(\mathcal{TT})$ whose distance in \mathcal{TT} to the train track $\varphi(\tau)$ is bounded from below by $c|\varphi|$. Namely, if this holds true then the corollary follows from the fact that \mathcal{TT} is $\mathcal{M}(S)$ -equivariantly quasi-isometric to $\mathcal{M}(S)$.

Note first that via exchanging φ_i and φ_i^{-1} if necessary we may assume that φ can be represented in the form $\varphi = \varphi_1^{\ell_1} \circ \dots \circ \varphi_{3g-3+m}^{\ell_{3g-3+m}}$ for some $\ell_i \geq 0$. Choose a train track τ in special standard form for the pants decomposition P . For a suitable choice of τ , for every i the train track τ is splittable to $\varphi_i\tau$ with a splitting sequence of length 2 (with two splits at a large branch contained in the embedded trainpath γ_i , with the small branch in γ_i as a winner). As a consequence, τ can be connected to $\varphi(\tau)$ by a splitting sequence of length $2|\varphi|$. Since by Theorem C splitting sequences are uniform quasi-geodesics, the distance in \mathcal{TT} between τ and $\varphi(\tau)$ is bounded from below by $c|\varphi|$ for a universal constant $c > 0$. The corollary now follows from the fact that \mathcal{TT} is $\mathcal{M}(S)$ -equivariantly quasi-isometric to $\mathcal{M}(S)$. \square

4. DENSITY OF SPLITTING SEQUENCES

The main goal of this section is to show the following proposition which together with the results from Section 3 yields Theorem B from the introduction.

Proposition 4.1: *There is a number $d > 0$ with the following property. For arbitrary train tracks $\tau, \sigma \in \mathcal{V}(\mathcal{TT})$ there is a train track τ' contained in the*

d-neighborhood of τ which is splittable to a train track σ' contained in the d -neighborhood of σ .

For the proof of the proposition, note first that a complementary component C of a recurrent train track σ on S is bounded by a finite number of arcs of class C^1 , called *sides*. Each side either is a closed curve of class C^1 (i.e. the side does not contain any cusp) or an arc of class C^1 with endpoints at two not necessarily distinct cusps of the component. We call a side of C which does not contain cusps a *smooth side* of C . If C is a complementary component of σ whose boundary contains precisely $k \geq 0$ cusps, then the *Euler characteristic* $\chi(C)$ is defined by $\chi(C) = \chi_0(C) - k/2$ where $\chi_0(C)$ is the usual Euler characteristic of C viewed as a topological surface with boundary. Note that the sum of the Euler characteristics of the complementary components of σ is just the Euler characteristic of S . If T is a smooth side of a complementary component C of σ then we mark a point on T which is contained in the interior of a branch of σ . Note that in general T is not embedded in σ and hence a parametrization of T may pass through this marked point twice. If T is a common smooth side of two distinct complementary components C_1, C_2 of σ then we assume that the marked points on T defined by C_1, C_2 coincide. In the remainder of this section we always assume that all train tracks are marked in this way.

A *complete extension* of a recurrent train track σ is a complete train track τ containing σ as a subtrack and whose switches are distinct from the marked points in σ . Such a complete extension τ intersects each complementary component C of σ in an embedded graph. The closure τ_C of $\tau \cap C$ in S is a graph whose univalent vertices are contained in the complement of the cusps and the marked points of the boundary ∂C of C . Here we view ∂C as a disjoint union of piecewise smooth circles whose smooth components contain a distinguished point each, i.e. we do not take into account that the closure of C in S may have interior points contained in σ . In other words, we view $\overline{C} = C \cup \partial C$ as a bordered surface with piecewise smooth boundary. We call two such graphs τ_C, τ'_C *equivalent* if there is an isotopy of C of class C^1 which admits a continuous extension to ∂C fixing the cusps and the marked points and which maps τ_C onto τ'_C . The complete extensions τ, τ' of σ are called *σ -equivalent* if for each complementary component C of σ the graphs τ_C and τ'_C are equivalent in this sense. Note that there are σ -equivalent extensions of σ which are not shift equivalent.

For two complete extensions τ, τ' of σ and a complementary component C of σ define the *C -intersection number* $i_C(\tau, \tau')$ to be the minimal number of intersection points contained in C between any two complete extensions η, η' of σ which are σ -equivalent to τ, τ' and with the following additional properties.

- a) A switch v of η is also a switch of η' if and only if v is a switch of σ .
- b) For every intersection point $x \in \eta \cap \eta' \cap C$ there is a branch b of η containing x in its interior and a branch b' of η' containing x in its interior. Moreover, the branches b, b' intersect transversely at x .

We define $i_\sigma(\tau, \tau') = \sum_C i_C(\tau, \tau')$ to be the sum of the C -intersection numbers where C runs through the complementary components of σ . For every number

$m > 0$ there is a constant $q(m) > 0$ not depending on σ so that for every complete extension τ of σ the number of σ -equivalence classes of complete extensions τ' of σ with $i_\sigma(\tau, \tau') \leq m$ is bounded from above by $q(m)$.

For a complete extension τ of a train track σ we do not distinguish between σ as a subset of τ (and hence containing switches of τ which are bivalent in σ) and σ viewed as a subtrack of τ , i.e. the graph from which the bivalent switches not contained in simple closed curve components have been removed.

Let for the moment $\rho : [0, m] \rightarrow \tau$ be any embedded trainpath. Then for $1 \leq i \leq m - 1$ there is a unique branch a of τ which is incident on $\rho(i)$ and which is *not* contained in $\rho[0, m]$. We call a a *neighbor* of ρ at $\rho(i)$. A switch v of τ contained in $\rho[1, m - 1]$ is called a *left* switch if with respect to the orientation of ρ determined by its parametrization and the given orientation of S the neighbor of ρ at v lies to the left of ρ ; otherwise v is called a *right* switch. Define a *ρ -crossing branch* in τ to be a large branch h of τ contained in $\rho[1, m - 1]$ such that one of the endpoints of h is a left switch and the other endpoint is a right switch; this does not depend on the orientation of ρ . There is a unique split of τ at h such that the split track τ' contains ρ as an embedded trainpath of the same length. This split is such that both neighbors of ρ at the endpoints of h are losers of the split, and it will be called a *ρ -crossing split*. A *ρ -crossing sequence* is a splitting sequence which consists entirely of ρ -crossing splits. The next lemma shows that the length of such a crossing sequence is uniformly bounded.

Lemma 4.2: *Let $\tau \in \mathcal{TT}$ and let $\rho : [0, m] \rightarrow \tau$ be an embedded trainpath. Then the length of every ρ -crossing sequence is bounded by the square m^2 of the length of ρ .*

Proof: Let τ and ρ be as in the lemma. Recall that we obtain from the orientation of ρ a partition of the switches of τ in the interior of ρ into *left* and *right* switches. Moreover we can talk about *incoming* and *outgoing* switches, where a switch $\rho(k)$ is incoming if there is a trainpath of length 2 which passes through the neighbor of ρ at $\rho(k)$ as well as through the branch $\rho[k, k + 1]$, and it is called outgoing otherwise. Thus the switches of τ along $\rho[1, m - 1]$ can be divided into four disjoint subsets according to whether they are left or right switches and incoming or outgoing.

Define a *right crossing branch* for ρ to be a large branch $\rho[k, k + 1]$ ($1 \leq k \leq m - 2$) such that $\rho(k)$ is an incoming right switch and $\rho(k + 1)$ is an outgoing left switch. The train track τ' which we obtain from τ by a ρ -crossing split at a right crossing branch $\rho[k, k + 1]$ contains an embedded trainpath ρ' which is mapped onto ρ by the natural carrying map. Its length coincides with the length of ρ . Using our above terminology for τ' and ρ' , the switch $\rho'(k + 1)$ is incoming right and the switch $\rho'(k)$ is outgoing left. In particular, the number of switches along ρ' of each of our four different types coincides with the number of switches along ρ of the same type. Similarly, a *left crossing branch* is a large branch $\rho[k, k + 1]$ where $\rho(k)$ is incoming left and $\rho(k + 1)$ is outgoing right.

The orientation of our path ρ induces a natural numbering of the switches along ρ . Using this numbering, we define a complexity of ρ as follows. For each outgoing

left switch v along ρ denote by $a(v)$ the number of incoming right switches which are *smaller* than v , i.e. which lie between $\rho(0)$ and v along ρ , and for each outgoing right switch denote by $a(v)$ the number of incoming left switches which lie between $\rho(0)$ and v along ρ . The *complexity* of ρ is defined to be the sum $C(\rho) = \sum \{a(v) \mid v \text{ is an outgoing switch along } \rho\}$. Note that a path of vanishing complexity does not contain any crossing branches.

Now let ρ be a path of complexity $C(\rho)$, let τ' be the train track obtained from τ by a ρ -crossing split and let ρ' be the trainpath on τ' corresponding to ρ . By our above observation, the complexity of ρ' equals $C(\rho) - 1$. In other words, the complexity strictly decreases with each crossing split, and the total number of consecutive ρ -crossing splits is bounded by the complexity of ρ . This complexity is not bigger than the square of the length of ρ which shows the lemma. \square

For a subtrack $\sigma < \tau$ define the σ -complexity $\chi(\tau, \sigma)$ of τ to be the number of branches of τ contained in σ . Similarly, if b is a branch of σ then we define the b -complexity $\chi(\tau, b)$ of τ to be the number of branches of τ contained in b . Note that we have $\chi(\tau, b) = 1$ if and only if b is a branch of τ . If $\chi(\tau, b) \geq 2$ then b defines an embedded trainpath $\rho : [0, m] \rightarrow \tau$ of length $m = \chi(\tau, b) \geq 2$, and we call a branch of τ contained in $\rho[0, m]$ a *proper subbranch* of b . If τ' is obtained from τ by a ρ -crossing split (which in this case we also call a *b-crossing split* or a *σ -crossing split*), then τ' contains σ as a subtrack, and $\chi(\tau', \sigma) = \chi(\tau, \sigma)$. A large branch $h \subset \rho[1, m-1]$ is called a *σ -fake collision branch* if both endpoints of h are either right switches or left switches. If τ' is any train track obtained from τ by a split at such a σ -fake collision branch then τ' contains σ as a subtrack and $\chi(\tau', \sigma) = \chi(\tau, \sigma) - 1$.

If σ is a recurrent subtrack of τ then there is a *simple geodesic multi-curve* ν on S , i.e. a collection of pairwise disjoint simple closed geodesics on S , which is carried by σ and such that a carrying map $\nu \rightarrow \sigma$ is surjective [PH92]. We say that such a multi-curve ν *fills* σ , or we simply call ν a *σ -filling* multi-curve. More generally, we call a geodesic lamination ν carried by σ *filling* if a carrying map $\nu \rightarrow \sigma$ maps the union of the minimal components of ν onto σ . By Section 2 of [H05a], for every multi-curve ν which fills σ there is a complete geodesic lamination λ which is carried by τ and contains ν as a sublamination. We call λ a *complete τ -extension* of ν . We call the train track τ *tight* at a large branch e of σ if e is a large branch in τ , i.e. if $\chi(\tau, e) = 1$. We have.

Lemma 4.3: *There is a number $p > 0$ with the following properties. Let σ be a recurrent train track, let e be a large branch of σ and let ν be a σ -filling geodesic lamination. Then there is an algorithm which associates to every complete extension τ of σ and every complete τ -extension λ of ν a complete train track τ' with the following properties.*

- (1) τ' can be obtained from τ by a sequence of λ -splits of length at most p at proper subbranches of e , and it contains σ as a subtrack.
- (2) τ' is tight at e .

- (3) If no marked point of σ is contained in the branch e then we have $i_\sigma(\tau', \eta) \leq i_\sigma(\tau, \eta) + p(\chi(\tau, \sigma) - \chi(\tau', \sigma))$ for every complete extension η of σ .
- (4) If there is a marked point of σ contained in e then we have $i_\sigma(\tau', \eta) \leq i_\sigma(\tau, \eta) + p$ for every complete extension η of σ .

Proof: Let $\sigma < \tau$ be a recurrent subtrack of a complete train track τ as in the lemma. Let λ be a complete τ -extension of a σ -filling geodesic lamination ν and let e be a large branch of σ . We connect inductively τ to a train track τ' with a splitting sequence as stated in the lemma as follows. If e is a large branch in τ then define $\tau' = \tau$. Otherwise e defines an embedded trainpath $\rho : [0, m] \rightarrow \tau$ on τ of length $m \geq 2$. The trainpath ρ is unique up to orientation, and it is large at its endpoints (i.e. its first and last half-branch is large); such a trainpath necessarily contains a large branch h [PH92]. The trainpath ρ defines a consecutive numbering of the branches of τ contained in e . We define an algorithm as required in the lemma in 3 steps.

Step 1:

Begin with checking whether τ contains an e -crossing branch. If there is no such branch, continue with Step 2. Otherwise let h be the e -crossing branch with the smallest number. Let τ_1 be the train track obtained from τ by a ρ -crossing split at h . Then τ_1 contains σ as a subtrack and hence it carries the σ -filling multi-curve ν . Now either τ_1 is the *unique* train track which can be obtained from τ by a split at h and which carries ν or ν is carried by the train track which is obtained from τ by a split at h followed by the removal of the diagonal branch of the split [PH92]. However, in the latter case the multi-curve ν is carried by a proper subtrack of σ which contradicts the assumption that ν fills σ . Therefore, the second possibility does not hold. On the other hand, there is a unique choice of a right or left split of τ at h such that the split track carries λ ; then the split track carries ν as well and hence it coincides with τ_1 . In other words, τ_1 carries *every* complete τ -extension λ of ν and hence it is complete. Note that τ_1 is uniquely determined by τ, σ and the orientation of ρ .

By definition, if there is no marked point of σ contained in e then τ_1 and τ are σ -equivalent. On the other hand, if there is a marked point of σ contained in e then this point x is necessarily unique, and we may assume that x is distinct from any switch of τ . Since e is a large branch of σ , there is a unique complementary component C of σ containing e in a smooth boundary circle T . Let b_1, b_2 be the two neighbors of e in τ at the endpoints of h . At least one of these neighbors is contained in C . The split connecting τ to τ_1 moves the endpoints of b_1, b_2 across the marked point in e . Such a move increases the intersection number of b_i with each large branch of an arbitrary complete extension η of σ by at most one. In other words, if $q > 0$ is the number of branches of a complete train track on S then we have $i_\sigma(\tau_1, \eta) \leq i_\sigma(\tau, \eta) + 2q$ for every complete extension η of σ .

If the e -crossing branch h in τ was not unique, then let $\tilde{h} \neq h$ be the e -crossing branch in τ with the largest number. The splits of τ at h, \tilde{h} commute and the branch \tilde{h} is an e -crossing branch in τ_1 . The train track τ_1 obtained by the above procedure contains the e -crossing branch \tilde{h} . Since splits of τ at h, \tilde{h} commute, we

can apply the above procedure to the train track τ_1 and \tilde{h} to obtain a train track τ_2 which only depends on τ, σ and e .

Repeat Step 1 with the train track τ_2 . By Lemma 4.2, with at most m^2 applications of our procedure we obtain an e -crossing sequence $\{\tau_i\}_{0 \leq i \leq s}$ of maximal length $s \leq m^2$ issuing from $\tau = \tau_0$. The train track τ_s carries every complete τ -extension λ of any σ -filling geodesic lamination ν , moreover it is uniquely determined by τ, σ and e . We observed above that if there is no marked point of σ which is contained in e then the train tracks τ and τ_s are σ -equivalent, and otherwise we have $i_\sigma(\tau_s, \eta) \leq i_\sigma(\tau, \eta) + 2qm^2$ for every complete extension η of σ .

Step 2:

If τ does not contain any e -crossing branch then we check whether τ contains an e -fake collision branch. If no such branch exists we continue with step 3. Otherwise let h be the e -fake collision branch with the smallest number. Then both neighbors of e in τ at the endpoints of h are contained in the same complementary component C of σ . The train track $\tilde{\tau}$ obtained from τ_s by a λ -split at h contains σ as a subtrack, and we have $\chi(\tilde{\tau}, \sigma) = \chi(\tau, \sigma) - 1$. The length of a trainpath on $\tilde{\tau}$ with image e equals $m - 1$ where as before, m is the length of the trainpath on τ_s with image e . Moreover, it follows as above from our definition of intersection numbers that for every complete extension η of σ we have $i_\sigma(\tilde{\tau}, \eta) \leq i_\sigma(\tau_s, \eta) + q$. Namely, our modification of τ_s to $\tilde{\tau}$ only increases by at most one the number of intersection points with any branch of η in the complementary component C of σ . As before, if h is not the only σ -fake collision branch of τ_s then the λ -split of τ_s at h commutes with the λ -split of τ_s at the σ -fake collision branch with the largest number and as before, after possibly applying our construction twice we obtain a train track, again denoted by $\tilde{\tau}$, which is uniquely determined by τ, λ and the large branch e of σ .

Apply Step 1 to the train track $\tilde{\tau}$. After a uniformly bounded number of steps we arrive at a train track $\hat{\tau}$ whose only large branches are branches which are incident on a switch which is trivalent in σ . In particular, $\hat{\tau}$ contains at most two large branches contained in e .

Step 3:

If τ does not contain e -crossing branches and e -fake collision branches then let h be the large branch with the smallest number and assume that h is incident on the switches v, w where v is a switch of σ . There is a unique choice of a split of τ at h such that the split track τ_1 contains σ as a subtrack. The neighbor b of e at the switch w is a loser of the split, and the split connecting τ to τ_1 moves the endpoint of b across w . Our above observation implies that the train track τ_1 carries every complete extension λ of any σ -filling geodesic lamination ν , and the length of a trainpath in τ_1 with image e is strictly smaller than the length of a trainpath in τ with image e . If there is no marked point in the interior of e then τ_1 is σ -equivalent to τ . Otherwise we have $i_\sigma(\tau_1, \eta) \leq i_\sigma(\tau, \eta) + q$ for every complete extension η of σ . As before, if there are two large branches of τ contained in e then we split τ at both of them and observe that the splits commute, i.e. we may assume that the resulting train track, again denoted by τ_1 , is uniquely determined by τ, λ, e .

Reapply Step 1 of this procedure to the complete extension τ_1 of σ . Note that we have $\chi(\tau_1, e) < \chi(\tau, e) = m$. Inductively we obtain in this way in at most $2m$ successive applications of steps 1)-3) as described above a train track τ' with the properties stated in the lemma. \square

For train tracks $\sigma < \tau$ as in Lemma 4.3 we call the train track τ' constructed in Lemma 4.3 the σ -*modification* of τ at the large branch e with respect to the complete τ -extension λ of ν .

Let τ be a complete train track which carries a simple geodesic multi-curve c . Then c defines a counting measure $\mu(\tau, c)$ on τ by assigning to a branch b of τ the number of connected components of the preimage of b under a carrying map $c \rightarrow \tau$. Define $\omega(\tau, c)$ to be the total weight of $\mu(\tau, c)$, i.e. the sum of the weights of $\mu(\tau, c)$ over all branches of τ . We denote by $\tau(c) \subset \tau$ the subgraph of τ of all branches with *positive* $\mu(\tau, c)$ -weight, i.e. of all branches in the image of c under a carrying map. Note that $\tau(c)$ is a recurrent subtrack of τ and hence either it is a disjoint union of simple closed curves which define the multicurve c or it contains a large branch (see [PH92]).

Now let more specifically Q be a pants decomposition of S which is carried by a complete train track τ . Then a simple closed curve contained in a complementary component C of the subtrack $\tau(Q)$ does not intersect any pants curve from Q . As a consequence, if C is *not* simply connected, then a simple closed curve in C which is neither contractible nor freely homotopic into a puncture in the interior of C is freely homotopic to a pants curve from the decomposition Q . Since the Euler characteristic of C is negative but not smaller than the Euler characteristic -1 of a component of $S - Q$, a complementary component of $\tau(Q)$ is of one of the following seven types, where in our terminology, a pair of pants can be a disc with two punctures or an annulus with one puncture or a planar surface of Euler characteristic -1 and three boundary circles, and an annulus is essential, i.e. its center core curve is not freely homotopic into a puncture.

- (1) A *triangle*, i.e. a disc with three cusps at the boundary.
- (2) A *quadrangle*, i.e. a disc with four cusps at the boundary.
- (3) An annulus with one cusp at the boundary.
- (4) An annulus with two cusps at the boundary.
- (5) A pair of pants with no cusps at the boundary.
- (6) A once punctured disc with one cusp at the boundary.
- (7) A once punctured disc with two cusps at the boundary.

Note that if C is a complementary component of $\tau(Q)$ which is an annulus then $\tau(Q)$ carries a simple closed curve freely homotopic to the center core curve of the annulus. Therefore, if the boundary of C contains two cusps then these cusps are contained in the same boundary component, i.e. one of the boundary components of C is a smooth circle. In other words, every complementary component of type 4 is of the more restricted following type.

- (4') An annulus with one smooth boundary component and one boundary component containing two cusps.

We call a train track *semi-large* if each of its complementary components is of type 1, 2, 3, 4', 5, 6, 7 (note however that a large train track in the sense of [MM99] need not be semi-large in our terminology).

Let again Q be a pants decomposition. Call a complete geodesic lamination λ *special* for Q if Q is the collection of minimal components of λ and if for any two boundary circles $c_1 \neq c_2$ of a complementary component C of $S - Q$ there is a leaf of λ spiraling from one side about c_1 and from the other side about c_2 . A special geodesic lamination for Q is determined uniquely by these requirements up to the choice of an orientation for each of the components c of Q , i.e. up to the choice of a spiraling direction for λ about c (see [H05a]). Note that every train track in special standard form for a framing of S with pants decomposition Q carries precisely one special geodesic lamination for Q , and every train track on S which contains Q as a subtrack and carries a special geodesic lamination λ for Q is shift equivalent to a train track in special standard form for a framing with pants decomposition Q .

The following lemma follows immediately from the work of Penner and Harer [PH92].

Lemma 4.4: *Let F be a framing for S with pants decomposition P . Let Q be a second pants decomposition for S ; then there is a train track σ which carries Q and such that every train track in standard form for F which carries a special geodesic lamination for Q contains σ as a subtrack.*

Proof: Let F be a framing for S with pants decomposition P and let Q be a second pants decomposition. Let S_0 be a pair of pants for the decomposition P with boundary circles $\gamma_i \in P$ (the number of these circles is contained in $\{1, 2, 3\}$). Recall that the *intersection number* between two simple multi-curves is the minimal number of intersection points between any two representatives of their free homotopy classes. For each i let $n(\gamma_i)$ be the intersection number between Q and γ_i . Note that since P, Q are both pants decompositions for S , either $n(\gamma_i) > 0$ or γ_i is a component of Q . There is up to isotopy a unique configuration of simple arcs in S_0 with endpoints on the boundary of S_0 which realizes these intersection numbers, and for this configuration there is a unique isotopy class of a train track (with stops) in S_0 which carries this configuration is filled by the configuration and which can be obtained from a standard model as shown in Figure C by removing some of the branches. Note that this is consistent with our definition of a standard model for a pair of pants containing cusps. Using the spanning curves of the framing F for S , these train tracks with stops can be glued to connectors obtained from the standard models shown in Figure D by removing some of the branches to yield a train track σ which carries Q and such that Q fills σ . The connectors are determined by the twist of the pants curves of Q about the pants curves of P relative to the spanning curves of our framing. It is immediate from the construction that a complete train track in standard form for F carrying a special lamination for Q is an extension of σ . \square

We use this to show.

Lemma 4.5: *There is a number $\kappa > 0$ with the following properties. Let F be a framing for S and let Q be any pants decomposition of S ; then there is a set \mathcal{D} of complete train tracks in standard form for some framing with pants decomposition Q with the following properties.*

- (1) *Every special lamination for Q is carried by some train track in the collection \mathcal{D} .*
- (2) *The diameter of \mathcal{D} in \mathcal{TT} is at most κ .*
- (3) *For every $\eta \in \mathcal{D}$ there is a train track τ in standard form for F which carries η .*

Proof: By the above discussion, it suffices to show the existence of a number $\chi > 0$ with the following properties. Let F be a framing for S and let Q be any pants decomposition of S . Then for every special lamination λ for Q there is a complete train track $\eta(\lambda)$ which carries λ , which contains Q as a subtrack and which is carried by a train track $\tau(\lambda)$ in standard form for F . Moreover, for every other special lamination λ' for Q we have $i_Q(\eta(\lambda), \eta(\lambda')) \leq \chi$.

Thus let F be a framing for S with pants decomposition P , let Q be a second pants decomposition and let λ, λ' be two special geodesic laminations for Q . By Proposition 3.3, there are unique train tracks τ, τ' in standard form for F which carry λ, λ' ; in particular, τ, τ' carry Q . Let as above $\tau(Q), \tau'(Q)$ be the subset of τ, τ' of all branches of positive Q -weight, viewed both as a subset and a subtrack of τ, τ' . By Lemma 4.4, the train tracks $\tau(Q), \tau'(Q)$ are isotopic, and $i_{\tau(Q)}(\tau, \tau')$ is bounded from above by a universal constant.

Note first that if $\tau(Q) = Q$ is a union of simple closed curves then τ is shift equivalent to a train track in special standard form for a framing F' of S with pants decomposition Q since τ carries a special lamination λ for Q . Thus since $\tau(Q)$ is independent of the special lamination λ for Q , in this case the claim of the lemma is obvious. Hence we may assume that $\tau(Q)$ contains a large branch.

Define a *collision* of a train track σ at a large branch e to be a split of σ at e followed by the removal of the diagonal of the split. A collision strictly decreases the number of branches of our train track. A *degenerate splitting sequence* is a sequence $\{\sigma(i)\}$ of train tracks such that for every i the train track $\sigma(i+1)$ can be obtained from $\sigma(i)$ by a split or a collision. Note that such a sequence is called a splitting sequence in [PH92].

Observe first that there is a degenerate splitting sequence $\{\sigma(i)\}_{0 \leq i \leq \ell}$ issuing from $\sigma(0) = \tau(Q)$ such that $\sigma(\ell) = Q$, i.e. $\sigma(\ell)$ consists of the disjoint union of the pants curves of Q , and that for every i the train track $\sigma(i)$ is filled by Q . Namely, if e is any large branch of $\sigma(0) = \tau(Q)$ then there is a choice of a left or right split of $\sigma(0)$ at e such that the split track $\tilde{\sigma}$ carries Q . If this choice is unique then we define $\sigma(1) = \tilde{\sigma}$; otherwise we define $\sigma(1)$ to be the collision of $\sigma(0)$ at e . Since Q fills $\sigma(0)$, the same is true for the train track $\sigma(1)$, moreover we have $\omega(\sigma(1), Q) < \omega(\sigma(0), Q)$. Repeat this procedure with the train track $\sigma(1)$ provided that it contains a large branch. Since each such step strictly decreases the total weight of the counting measure of Q and since such a counting measure assumes

integral values, after finitely many steps we obtain a train track $\sigma(\ell)$ which is filled by Q and does not contain any large branch. Then $\sigma(\ell)$ just coincides with Q .

Choose a degenerate splitting sequence $\{\sigma(i)\}_{0 \leq i \leq \ell}$ connecting $\sigma(1) = \tau(Q)$ to $\sigma(\ell) = Q$. Let e be the large branch of $\tau(Q)$ such that $\sigma(1)$ is obtained from $\sigma(0)$ by a (possibly degenerate) split at e . Let τ_1, τ'_1 be the $\tau(Q)$ -modifications of τ, τ' at e with respect to the complete extensions λ, λ' of Q . Then e is a large branch in τ_1, τ'_1 . Let τ_2, τ'_2 be the unique train track which can be obtained from τ_1, τ'_1 by a λ, λ' -split at e . Then the train tracks τ_2, τ'_2 carry Q .

Since Q fills both $\tau(Q) = \sigma(0)$ and $\sigma(1)$, the subtracks $\tau_2(Q)$ of τ_2 and $\tau'_2(Q)$ of τ'_2 are isotopic to $\sigma(1)$. Moreover, $\sigma(1)$ is obtained from $\sigma(0)$ by a collision if and only if $\chi(\tau_2, \tau_2(Q)) < \chi(\tau_1, \tau(Q))$.

We call the modification of τ to τ_2 a *move* at e . Note that the train track τ_2 is uniquely determined by τ, λ and the large branch e , i.e. the (possibly degenerate) split connecting $\sigma(0)$ to $\sigma(1)$. We distinguish four types of moves.

Type 1: The branch e is not contained in a smooth side of a complementary component C of $\tau(Q)$ and $\chi(\tau, \tau(Q)) = \chi(\tau_2, \tau_2(Q))$; in particular, $\sigma(1)$ is obtained from $\sigma(0)$ by a split.

Then there is a natural diffeomorphism ψ from the complementary components of $\tau_1(Q)$ onto the complementary components of $\tau_2(Q)$. Namely, we may assume that outside a small neighborhood U of e in S which does not contain any switches of τ_1 different from the endpoints of e the train tracks $\tau(Q)$ and $\tau_2(Q)$ coincide. The diffeomorphism ψ is chosen to restrict to the identity of $S - U$. It preserves the types of the components, and it induces an orientation preserving bijection of their sides. In other words, for every complementary component C of $\tau(Q)$ the diffeomorphism ψ extends to a continuous map from the boundary ∂C of C onto the boundary $\partial \psi(C)$ of $\psi(C)$ respecting the cusps and the marked points (in the sense used in the beginning of this section, i.e. we do not take into account the tangential self-intersections of the adherence of a complementary component in S). Since $\tau_1 - \tau(Q)$ does not intersect U , the graph $\tau_2 \cap \psi(C)$ is equivalent to $\psi(\tau_1 \cap C)$ in the above defined sense. By Lemma 4.2 and its proof, the complete extension τ_1 of $\tau(Q)$ is equivalent to the complete extension τ . In particular, from two applications of Lemma 4.2 we obtain that $i_{\tau_2(Q)}(\tau_2, \tau'_2) = i_{\tau(Q)}(\tau_1, \tau'_1) = i_{\tau(Q)}(\tau, \tau'_1) \leq i_{\tau(Q)}(\tau, \tau') + p(\chi(\tau', \tau(Q)) - \chi(\tau'_1, \tau(Q)))$.

Type 2: The branch e is not contained in a smooth side of a complementary component C of $\tau(Q)$ and $\chi(\tau, \tau(Q)) > \chi(\tau_1, \tau(Q)) = \chi(\tau_2, \tau_2(Q))$, in particular, $\sigma(1)$ is obtained from $\sigma(0)$ by a split.

By Step 1 above, applied to τ_1, τ'_1 and the large branch e , we have $i_{\tau_2(Q)}(\tau_2, \tau'_2) = i_{\tau(Q)}(\tau_1, \tau'_1)$. On the other hand, two applications of Lemma 4.2 show that

$$\begin{aligned} i_{\tau(Q)}(\tau_1, \tau'_1) &\leq i_{\tau(Q)}(\tau, \tau'_1) + p(\chi(\tau, \tau(Q)) - \chi(\tau_1, \tau(Q))) \\ &\leq i_{\tau(Q)}(\tau, \tau_1) + p(\chi(\tau, \tau(Q)) - \chi(\tau_1, \tau(Q))) + p(\chi(\tau', \tau(Q)) - \chi(\tau'_1, \tau(Q))). \end{aligned}$$

Type 3: The branch e is contained in a smooth side T of a complementary component C of $\tau(Q)$ and $\chi(\tau_2, \tau_2(Q)) = \chi(\tau_1, \tau(Q))$, in particular $\sigma(1)$ is obtained from $\sigma(0)$ by a split.

As before, we apply Step 1 above and the consideration given there to τ_1, τ'_1 and deduce that $i_{\tau_2(Q)}(\tau_2, \tau'_2) = i_{\tau(Q)}(\tau_1, \tau'_1)$. The smooth side T of C is given by a closed trainpath ρ in $\tau(Q)$ which is freely homotopic to a pants curve of Q . Let again $q > 0$ be the number of branches of a complete train track on S ; then the length m of ρ is at most m . Since T defines a boundary component of a complementary region of $\tau(Q)$, the branch e is a ρ -fake collision branch in $\tau(Q)$. In other words, ρ contains both a loser and a winner of the split from $\tau(Q)$ to $\tau_2(Q)$, and T is the image of a closed trainpath on $\tau_2(Q)$ whose length equals $m - 1$. In particular, the number of moves of type 3 in any sequence of moves issuing from a complete extension of $\tau(Q)$ is bounded from above by $(3g - 3 + m)q$. Moreover, Lemma 4.2 shows that $i_{\tau(Q)}(\tau_1, \tau'_1) \leq i_{\tau(Q)}(\tau, \tau'_1) + p \leq i_{\tau(Q)}(\tau, \tau') + 2p$. Together we obtain that $i_{\tau_2(Q)}(\tau_2, \tau'_2) = i_{\tau(Q)}(\tau_1, \tau'_1) \leq i_{\tau(Q)}(\tau, \tau') + 2p$.

Type 4: $\chi(\tau_2, \tau_2(Q)) = \chi(\tau_1, \tau(Q)) - 1$, i.e. $\sigma(1)$ is obtained from $\sigma(0)$ by a collision.

Then the number of branches of $\tau_2(Q) = \tau'_2(Q)$ is strictly smaller than the number of branches of $\tau_1(Q)$. The diagonals d, d' of the split transforming τ_1, τ'_1 to τ_2, τ'_2 are small branches of τ_2, τ'_2 which are contained in a complementary component C of $\tau_2(Q) = \tau'_2(Q)$ and attached at both endpoints to a side of C . There are now two possibilities. The first possibility is that the branches d, d' cut the complementary component C of $\tau_2(Q) = \tau'_2(Q)$ into two distinct connected components C_1, C_2 . Then the Euler characteristic of C equals the sum of the Euler characteristics of the components C_1, C_2 and hence since the Euler characteristic of any complementary component equals $-1/2$ or -1 , the components C_1, C_2 are either triangles or once punctured monogons or annuli with one cusp at the boundary. The number of cusps of the resulting component C equals the sum of the number of cusps of C_1, C_2 minus 2. A smooth boundary component of C_i defines a smooth boundary component of C . Mark an arbitrary point on any smooth boundary component of C which is not a component of C_1 or C_2 and is not a switch of either τ_2 or τ'_2 ; note however that such a circle only exists if we glue two annuli with one cusp at the boundary, i.e. if the component C is a pair of pants. By construction, if we denote again by q the number of branches of a complete train track on S then we have $i_{\tau_2(Q)}(\tau_2, \tau'_2) \leq i_{\tau(Q)}(\tau_1, \tau'_1) + 2q^2 + 1 \leq i_{\tau(Q)}(\tau, \tau') + 2q^2 + 1 + 2qp$. The second possibility is that the result of cutting C along d, d' is connected. Then the Euler characteristic of C coincides with the Euler characteristic of the component $C - d$ in $\tau_1(Q)$. As before, we mark a point on each of the smooth sides of C newly arising from the glueing and which is neither a switch of τ_2 nor of τ'_2 . As before, we have $i_{\tau_2(Q)}(\tau_2, \tau'_2) \leq i_{\tau(Q)}(\tau, \tau') + 2q^2 + 1 + 2qp$.

Repeat the above procedure with the train tracks τ_2, τ'_2 , their common subtrack $\sigma(1)$ and the (possibly degenerate) split connecting $\sigma(1)$ to $\sigma(2)$. We obtain in ℓ steps two sequences $\{\tau_i\}_{0 \leq i \leq \ell}$ and $\{\tau'_i\}_{0 \leq i \leq \ell}$ with $\tau_0 = \tau, \tau'_0 = \tau'$ and the additional property that for every i , the train track τ_i, τ'_i contains $\sigma(i)$ as a subtrack, and that the train track τ_{i+1}, τ'_{i+1} is obtained from τ_i, τ'_i by a splitting sequence of one of the above types. The train tracks τ_s, τ'_u are uniquely determined by τ, τ' and the

degenerate splitting sequence $\{\sigma(i)\}_{0 \leq i \leq \ell}$. Since the lamination λ, λ' is carried by τ_ℓ, τ'_ℓ and is special for Q , the train tracks τ_ℓ, τ'_ℓ are shift equivalent to train tracks η, η' in standard form for a framing G, G' with pants decomposition Q . Now by our above discussion, each of our ℓ steps only increases the relative intersection number between our train tracks by a uniformly bounded amount. If τ_{i+1}, τ'_{i+1} are obtained from τ_i, τ'_i by a step of type one then the relative intersection number between τ_{i+1}, τ'_{i+1} coincides with the relative intersection number between τ_i, τ'_i . On the other hand, our discussion shows that the number of steps of type 2, 3, 4 for each of our sequences $\{\tau_i\}, \{\tau'_i\}$ is uniformly bounded. But this just means that the intersection number $i_Q(\tau_\ell, \tau'_\ell)$ and hence the distance in \mathcal{TT} between τ_ℓ, τ'_ℓ is uniformly bounded independent of the framing F and the pants decomposition Q . Since λ, λ' were arbitrarily chosen special laminations for Q , the lemma follows. \square

Now we are ready to complete the proof of Proposition 4.1. For this note as before that there is a number $d_1 > 0$ and for every train track $\eta \in \mathcal{V}(\mathcal{TT})$ there is a framing F for S depending on η such that the distance between η and any train track in standard form for F is at most d_1 (compare the discussion in the proof of Lemma 3.4).

Let τ, σ be any complete train tracks on S . Choose framings F, G for S such that the distance between τ, σ and a train track in standard form for F, G is bounded from above by d_1 . Let Q be the pants decomposition of G . Then every train track in special standard form for a framing with pants decomposition Q can be obtained from a train track in special standard form for G by *Dehn twists* along the pants curves of Q . For a special lamination λ for Q denote by ν_λ the unique train track in special standard form for G which carries λ . By Lemma 4.5 there is a Dehn-multi-twist g_λ about the pants curves of Q with the property that the train track $g_\lambda(\nu_\lambda)$ is carried by a train track in standard form for F . Moreover, if λ' is another special lamination for Q then by Lemma 4.5 the length of the word $g_\lambda \circ g_{\lambda'}^{-1}$ in the standard generators for the free abelian group of Dehn twists about the pants curves of Q is bounded from above by a universal number $\ell > 0$. Namely, the train tracks $g_\lambda(\nu_\lambda), g_{\lambda'}(\nu_{\lambda'})$ are in special standard form for a framing H, H' of S with pants decomposition Q and their distance in \mathcal{TT} is uniformly bounded. By invariance under the action of the mapping class group and cocompactness, this implies that H' can be obtained from H by a Dehn-multi-twist along the pants curves of Q whose word length in the standard generators for the free abelian group of Dehn twists about the pants curves of Q is uniformly bounded.

Let $g = g_\lambda$ for a fixed special lamination λ for Q . Since splitting a large branch contained in a twist connector with the small branch contained in the twist connector as a winner results in a half-Dehn twist of the train track about the center core curve in the direction determined by the type of the connector, there is a special lamination ζ for Q such that the train track ν_ζ in special standard form for G is collapsible to the train track $g(\nu_\zeta)$. The spiraling direction of the special lamination ζ for Q about each pants curves γ from the pants decomposition Q is determined by g if g contains a non-trivial Dehn twist about γ , and it can be arbitrarily chosen otherwise. But this just means that the train track $g(\nu_\zeta)$ is splittable to ν_ζ , and the train track $g_\zeta(\nu_\zeta) = (g_\zeta g^{-1})g(\nu_\zeta)$ is splittable to $g_\zeta g^{-1}(\nu_\zeta)$. Now the Dehn

twist $g_\zeta g^{-1}$ can be written as a word of uniformly bounded length in the standard generators of the free abelian group of Dehn twists about the pants curves of Q and therefore the distance in \mathcal{TT} between the train tracks ν_ζ and $g_\zeta g^{-1}(\nu_\zeta)$ is bounded from above by a universal constant. In other words, there is a train track σ in standard form for F which carries a train track η contained in a uniformly bounded neighborhood of a train track in standard form for G . By Lemma 5.4 of [H05a] this then implies that a train track in standard form for F is splittable to a train track contained in a uniformly bounded neighborhood of a train track in standard form for G . This completes the proof of our proposition. \square

From Proposition 4.1 we now deduce Theorem B from the introduction. Recall that we call a connected subsurface $S_0 \subset S$ essential if the inclusion $S_0 \rightarrow S$ induces an injection of fundamental groups and if moreover no boundary component of S_0 is homotopic into a puncture. Then the mapping class group $\mathcal{M}(S_0)$ of S_0 can be viewed as the subgroup of $\mathcal{M}(S)$ of all mapping classes which can be represented by diffeomorphisms fixing $S - S_0$ pointwise. Note that with our convention, a Dehn twist about a boundary circle of S_0 is contained in $\mathcal{M}(S_0)$. The surface S_0 is nonexceptional if the surface of finite type obtained from S_0 by replacing each boundary circle of S_0 by a cusp is nonexceptional. Theorem B now follows from Corollary 3.5 and the following result.

Corollary 4.6: *Let $S_0 \subset S$ be a connected essential subsurface with mapping class group $\mathcal{M}(S_0)$. If S_0 is nonexceptional then the inclusion $\mathcal{M}(S_0) \rightarrow \mathcal{M}(S)$ is a quasi-isometric embedding.*

Proof: Let $S_0 \subset S$ be any connected essential nonexceptional subsurface. Then $S_0 \subset S$ is a bordered subsurface and there is a finite collection $\gamma_1, \dots, \gamma_s$ of pairwise disjoint mutually not freely homotopic essential simple closed curves on S such that the surface which we obtain by cutting S open along γ_i has S_0 as a connected component. Note that since by assumption the inclusion $S_0 \rightarrow S$ induces an injection of fundamental groups, every curve γ_i corresponds to a unique boundary component of S_0 .

Choose a pants decomposition P containing this multi-curve and let τ be a complete train track in standard form for a framing F with pants decomposition P and only twist connectors. Denote by τ_1 the (in general nonrecurrent) subtrack of τ which we obtain from τ by removing all branches contained in S_0 . Then every complete train track σ on S_0 is a subtrack of a complete train track η on S which contains a train track which is isotopic to τ_1 relative to the boundary of S_0 as a subtrack. Namely, a complementary component of σ containing one of the boundary circles ζ of S_0 is a once punctured monogon. For each such once punctured monogon C we add a small branch contained in C which connects the boundary of the monogon to the boundary circle ζ . For suitable choices of these branches the resulting train track is complete.

Via this procedure, the directed graph \mathcal{TT}_0 of complete train tracks on S_0 can be viewed as a subgraph of the directed graph \mathcal{TT} of complete train tracks on S . Moreover, by Lemma 4.3, for every splitting sequence $\{\sigma(i)\}_{0 \leq i \leq m}$ of complete train

tracks on S_0 issuing from $\sigma(0) = \sigma$ there is a splitting sequence $\{\tau(j)\}_{0 \leq j \leq s} \subset \mathcal{TT}$ of length $s \in [m, pm]$ connecting $\tau(0) = \tau$ to a train track $\tau(s)$ which contains $\sigma(m)$ as a subtrack and is such that $\tau(s) - \sigma(m)$ is isotopic to $\tau - \sigma$. Since splitting sequences are uniform quasi-geodesics for both \mathcal{TT}_0 and \mathcal{TT} , there is a constant $c > 0$ such that the distance in \mathcal{TT}_0 between any two points $\tau, \sigma \in \mathcal{TT}_0$ which can be connected by a splitting sequence is not bigger than $cd(\tau, \sigma)$ where d is the distance in \mathcal{TT} . From this, Proposition 4.1 and the fact that $\mathcal{M}(S_0), \mathcal{M}(S)$ are equivariantly quasi-isometric to $\mathcal{TT}_0, \mathcal{TT}$ the corollary follows. \square

5. CLOSED TEICHMÜLLER GEODESICS

In this section we use train tracks and splitting sequences to investigate closed *Teichmüller geodesics in moduli space* $\text{Mod}(S)$ of our nonexceptional surface S of finite type and show Theorem A from the introduction. Such closed geodesics are the projections of those Teichmüller geodesics in the Teichmüller space $\mathcal{T}(S)$ which are invariant under a pseudo-Anosov element of $\mathcal{M}(S)$. Recall that since the Euler characteristic of S is negative by assumption, $\mathcal{T}(S)$ can be identified with the space of all marked complete hyperbolic metrics on S of finite volume (with the usual identification of the elements contained in an orbit for the action of the group of diffeomorphisms of S isotopic to the identity).

A *measured geodesic lamination* is a geodesic lamination λ with a translation invariant transverse measure ν such that the ν -mass of every compact arc in S with endpoints in $S - \lambda$ which intersects λ nontrivially and transversely is positive. We say that λ is the *support* of the measured geodesic lamination. The space \mathcal{ML} of measured geodesic laminations equipped with the weak*-topology admits a natural continuous action of the multiplicative group $(0, \infty)$. The quotient under this action is the space \mathcal{PML} of *projective measured geodesic laminations* which is homeomorphic to the sphere $S^{6g-7+2m}$. Every simple closed geodesic c on S defines a measured geodesic lamination. The geometric intersection number between simple closed curves on S extends to a continuous bilinear form i on \mathcal{ML} , the *intersection form*. We say that a pair $(\lambda, \mu) \in \mathcal{ML} \times \mathcal{ML}$ of measured geodesic laminations *jointly fills up* S if for every measured geodesic lamination $\eta \in \mathcal{ML}$ we have $i(\eta, \lambda) + i(\eta, \mu) > 0$. This is equivalent to saying that every complete simple (possibly infinite) geodesic on S intersects either the support of λ or the support of μ transversely.

The unit cotangent bundle of the Teichmüller space with respect to the Teichmüller metric can naturally be identified with the space $\mathcal{Q}^1(S)$ of unit area marked holomorphic *quadratic differentials* on our surface S . Such a quadratic differential q is determined by a pair (λ^+, λ^-) of measured geodesic laminations on S which jointly fill up S and such that $i(\lambda^+, \lambda^-) = 1$ by our area normalization. The *horizontal* measured lamination λ^+ for q corresponds to the equivalence class of the horizontal measured foliation of q (compare [L83] and [K92] for a discussion of the relation between measured geodesic laminations and equivalence classes of measured foliations on S). The quadratic differential q determines a singular euclidean metric on S of unit area. For every simple closed curve c on S , the *q-length*

of c is defined to be the infimum of the lengths with respect to this metric of any curve which is freely homotopic to c .

The bundle $\mathcal{Q}^1(S)$ admits a smooth action of the group $SL(2, \mathbb{R})$. The restriction of this action to the one-parameter subgroup of diagonal matrices of $SL(2, \mathbb{R})$ is the *Teichmüller geodesic flow* Φ^t on $\mathcal{Q}^1(S)$. If a quadratic differential q is given by the pair (λ^+, λ^-) of transverse measured geodesic laminations with $i(\lambda^+, \lambda^-) = 1$ then $\Phi^t q$ is given by the pair $(e^t \lambda^+, e^{-t} \lambda^-)$. The action of $SL(2, \mathbb{R})$ commutes with the natural action of the mapping class group $\mathcal{M}(S)$ on $\mathcal{Q}^1(S)$ and hence the flow Φ^t projects to a flow on the quotient $\mathcal{Q}(S) = \mathcal{Q}^1(S)/\mathcal{M}(S)$, again denoted by Φ^t . A flow line of this flow projects to a Teichmüller geodesic in moduli space $\mathcal{T}(S)/\mathcal{M}(S) = \text{Mod}(S)$.

For every complete train track τ , the convex cone $\mathcal{V}(\tau)$ of all transverse measures on τ can naturally be identified with the set of all measured geodesic laminations whose support is carried by τ . A *tangential measure* on a complete train track τ assigns to a branch b of τ a weight $\mu(b) \geq 0$ such that for every complementary triangle T of τ with sides c_1, c_2, c_3 we have $\mu(c_i) \leq \mu(c_{i+1}) + \mu(c_{i+2})$ (here indices are taken modulo 3). Let $\mathcal{V}^*(\tau)$ be the convex cone of all tangential measures on τ . By the results from Section 3.4 of [PH92], there is a one-to-one correspondence between tangential measures on τ and measured geodesic laminations which *hit* τ *efficiently*, i.e. measured geodesic laminations whose support λ intersects τ transversely up to isotopy and is such that $\tau \cup \lambda$ does not contain any embedded bigon. In the sequel we often identify a measure $\mu \in \mathcal{V}(\tau)$ (or $\nu \in \mathcal{V}^*(\tau)$) with the measured geodesic lamination it defines. With this identification, the bilinear pairing \langle, \rangle : $\mathcal{V}(\tau) \times \mathcal{V}^*(\tau) \rightarrow [0, \infty)$ defined by $\langle \mu, \nu \rangle = \sum_b \mu(b)\nu(b)$ is just the restriction of the intersection form on $\mathcal{ML} \times \mathcal{ML}$ (see Section 3.4 of [PH92]).

Denote by $\mathcal{B}(\tau)$ the set of all pairs $(\lambda, \nu) \in \mathcal{V}(\tau) \times \mathcal{V}^*(\tau)$ where $\lambda \in \mathcal{V}(\tau)$ is a transverse measure on τ of total weight one and where $\nu \in \mathcal{V}^*(\tau)$ is a tangential measure with $\langle \lambda, \nu \rangle = 1$ and such that λ, ν jointly fill up S . Every pair $(\lambda, \nu) \in \mathcal{B}(\tau)$ defines a quadratic differential $q(\lambda, \nu)$ of area one.

If $\{\tau(i)\}$ is any splitting sequence, if $(\lambda, \nu) \in \mathcal{B}(\tau(0))$ and if λ is carried by $\tau(s)$ for some $s > 0$ then for every $i \in \{0, \dots, s\}$ there is a number $a(i) > 0$ such that $(a(i)\lambda, a(i)^{-1}\nu) \in \mathcal{B}(\tau(i))$. Denote by $[\lambda], [\nu] \in \mathcal{PML}$ the projective classes of λ, ν and for $i < s$ define $\rho([\lambda], [\nu])(\tau(i)) = a(i+1)/a(i)$. We call ρ a *roof function* for the pair (λ, ν) . We have.

Lemma 5.1: *Roof functions are uniformly bounded.*

Proof: Let $\eta \in \mathcal{TT}$ be obtained from τ by a single split at a large branch e and let μ be a transverse measure on η of total mass one. Via the natural carrying map $\eta \rightarrow \tau$, the measure μ defines a transverse measure μ_0 on τ . By the definition of a roof function we have to show that the total mass of μ_0 is bounded from above by universal constant. However, this is immediate from the fact that if a, c are the losing branches of the split connecting τ to η and if e' is the diagonal of the split then $\mu_0(e) = \mu(e') + \mu(a) + \mu(c)$ and $\mu_0(b) = \mu(b)$ for every branch $b \neq e$ of τ and its corresponding branch of η . This shows the lemma. \square

For $\epsilon > 0$ let $\mathcal{T}(S)_\epsilon$ be the ϵ -thick part of Teichmüller space consisting of all marked hyperbolic metrics whose *systole* (i.e. the length of the shortest closed geodesic) is at least ϵ . For sufficiently small ϵ the set $\mathcal{T}(S)_\epsilon$ is an $\mathcal{M}(S)$ -invariant contractible subset of $\mathcal{T}(S)$ on which the mapping class group acts cocompactly. Let $P : \mathcal{Q}^1(S) \rightarrow \mathcal{T}(S)$ be the canonical projection and define $\mathcal{Q}^1(\epsilon) = \{q \in \mathcal{Q}^1(S) \mid Pq \in \mathcal{T}(S)_\epsilon\}$. The sets $\mathcal{Q}^1(\epsilon)$ are invariant under the action of $\mathcal{M}(S)$. Their projections $\mathcal{Q}(\epsilon) = \mathcal{Q}^1(\epsilon)/\mathcal{M}(S) \subset \mathcal{Q}(S)$ to $\mathcal{Q}(S)$ are compact and satisfy $\mathcal{Q}(\epsilon) \subset \mathcal{Q}(\delta)$ for $\epsilon > \delta$ and $\bigcup_{\epsilon > 0} \mathcal{Q}(\epsilon) = \text{Mod}(S)$.

Call a finite splitting sequence $\{\tau(i)\}_{0 \leq i \leq m} \subset \mathcal{V}(\mathcal{TT})$ *tight* if the natural carrying map $\tau(m) \rightarrow \tau(0)$ maps every branch b of $\tau(m)$ *onto* $\tau(0)$. Note that every splitting sequence which contains a tight subsequence is tight itself. We have.

Lemma 5.2: *Let $\{\tau(i)\}_{0 \leq i \leq m} \subset \mathcal{V}(\mathcal{TT})$ be any finite splitting sequence such that for some $\ell < m$, both sequences $\{\tau(i)\}_{0 \leq i \leq \ell}$ and $\{\tau(i)\}_{\ell \leq i \leq m}$ are tight. Then there is a number $\epsilon = \epsilon\{\tau(i)\} > 0$ depending on our sequence such that for all $(\lambda, \nu) \in \mathcal{B}(\tau(0))$ with the additional property that λ is carried by $\tau(m)$ the following holds.*

- (1) $q(\lambda, \nu) \in \mathcal{Q}^1(\epsilon)$.
- (2) The minimal λ -weight of every branch of $\tau(0)$ is at least ϵ .

Proof: Let $\{\tau(i)\}_{0 \leq i \leq m} \subset \mathcal{V}(\mathcal{TT})$ be a finite splitting sequence such that for some $\ell > 0$ the sequences $\{\tau(i)\}_{0 \leq i \leq \ell}$ and $\{\tau(i)\}_{\ell \leq i \leq m}$ are tight. Extending the distance function on the *curve graph* of S , define a distance d on the space \mathcal{U} of minimal geodesic laminations which do *not* fill up S (i.e. which admit a complementary component which is neither a disc nor a once punctured disc) by requiring that the distance between $\lambda \neq \mu$ equals one if and only if λ, μ can be realized disjointly. By the choice of \mathcal{U} , the distance between any two elements $\alpha, \beta \in \mathcal{U}$ is finite. Let $\lambda \in \mathcal{U}$ be a minimal geodesic lamination which is carried by $\tau(m)$ and let $\beta \in \mathcal{U}$ be such that $d(\beta, \lambda) = 1$; we claim that β is carried by $\tau(\ell)$. Namely, since our splitting sequence $\{\tau(i)\}_{\ell \leq i \leq m}$ is tight by assumption, the lamination λ fills $\tau(\ell)$, i.e. any transverse measure for λ defines a *positive* transverse measure on $\tau(\ell)$. Assume first that β is a simple closed curve on S with $d(\lambda, \beta) = 1$. Since λ is minimal there is a sequence $(\alpha_i)_i$ of simple closed curves which converge to λ in the Hausdorff topology [CEG87]. Now λ is disjoint from β and therefore we can choose the sequence $(\alpha_i)_i$ in such a way that each of the curves α_i is disjoint from β . For sufficiently large i , the curve α_i is carried by $\tau(m)$ (see Lemma 2.4 of [H05a]) and fills $\tau(\ell)$, i.e. a carrying map $\alpha_i \rightarrow \tau(\ell)$ is surjective. By Lemma 4.4 of [MM99], since α_i, β are disjoint the curve β is carried by $\tau(\ell)$. Now the space of geodesic laminations carried by $\tau(\ell)$ is closed with respect to the Hausdorff topology and therefore $\tau(\ell)$ carries every geodesic lamination $\beta \in \mathcal{U}$ with $d(\lambda, \beta) = 1$.

Let again λ be a minimal geodesic lamination which is carried by $\tau(m)$ and let ν be a minimal geodesic lamination which hits $\tau(0)$ efficiently. We claim that λ and ν jointly fill up S . Namely, otherwise there is a simple closed curve c which is disjoint from both λ, ν . But this means that the distance between λ and c is at most one and hence c is carried by $\tau(\ell)$ by our above consideration. The same

argument, applied to c and ν and the splitting sequence $\{\tau(i)\}_{0 \leq i \leq \ell}$, shows that ν is carried by $\tau(0)$ which contradicts our assumption that ν hits $\tau(0)$ efficiently.

Let μ be any transverse measure for $\tau(m)$ and let $m_0 = \max\{\mu(b) \mid b \text{ is a branch of } \tau(m)\}$. Let μ_0 be the transverse measure on $\tau(0)$ induced from μ by the carrying map $\tau(m) \rightarrow \tau(0)$. Since the splitting sequence $\{\tau(i)\}_{0 \leq i \leq m}$ is tight, the μ_0 -mass of a branch b of $\tau(0)$ is not smaller than m_0 , and it is not bigger than cm_0 where $c > 0$ only depends on our splitting sequence $\{\tau(i)\}_{0 \leq i \leq m}$ but not on μ . As a consequence, there is a universal constant $s > 0$ not depending on μ with the property that if the measure μ on $\tau(m)$ is normalized in such a way that the total weight of μ_0 on $\tau(0)$ equals one, then the minimum of the weights that the measure μ_0 disposes on the branches of $\tau(0)$ is not smaller than s . This shows the second statement in our lemma. Now for any tangential measure ν on $\tau(0)$ we have $i(\mu, \nu) = \sum_b \mu_0(b)\nu(b)$ (where as before we identify the measures μ, ν with the measured geodesic laminations they define) and therefore if $i(\mu, \nu) = 1$ then the *maximal* weight disposed on a branch of $\tau(0)$ by the tangential measure ν is not bigger than $1/s$. Since $\mathcal{V}(\tau(m))$ and $\mathcal{V}^*(\tau(0))$ are closed subsets of \mathcal{ML} and the intersection form is continuous, this implies that the set \mathcal{B}_0 of pairs $(\mu, \nu) \in \mathcal{V}(\tau(m)) \times \mathcal{V}^*(\tau(0)) \subset \mathcal{V}(\tau(0)) \times \mathcal{V}^*(\tau(0))$ such that μ defines a transverse measure of total weight one on $\tau(0)$ and such that $i(\mu, \nu) = 1$ is a compact subset of $\mathcal{V}(\tau(0)) \times \mathcal{V}^*(\tau(0))$. By our above consideration, every pair $(\mu, \nu) \in \mathcal{B}_0$ jointly fills up S and hence \mathcal{B}_0 is a compact subset of $\mathcal{B}(\tau(0))$.

Since the assignment which associates to a quadratic differential its horizontal and vertical measured foliation is injective, continuous and open with respect to the smooth topology on $\mathcal{Q}^1(S)$ and the weak topology on $\mathcal{ML} \times \mathcal{ML}$ the set $\mathcal{C} = \{q(\mu, \nu) \mid (\mu, \nu) \in \mathcal{B}_0\}$ is compact. Therefore there is some $\epsilon > 0$ such that $\mathcal{C} \subset \mathcal{Q}^1(\epsilon)$ which shows the lemma. \square

For the proof of Theorem A from the introduction, we use biinfinite splitting sequences $\{\tau(i)\}_i \subset \mathcal{V}(\mathcal{TT})$ to construct closed orbits of the Teichmüller flow. For this recall that there are only finitely many orbits of complete train tracks under the action of $\mathcal{M}(S)$. Call a biinfinite splitting sequence $\{\tau(i)\}$ *periodic* if there is a number $m > 0$ and some $\varphi \in \mathcal{M}(S)$ such that for every $k \in \mathbb{Z}$ we have $\{\tau(i)\}_{km \leq i \leq (k+1)m} = \varphi^k \{\tau(i)\}_{0 \leq i \leq m}$. We then call the mapping class φ a *period map* of the sequence with *period* m . A periodic splitting sequence can easily be constructed by choosing any infinite splitting sequence $\{\eta(i)\}$ and some $i < j$ such that $\eta(j) = \varphi \eta(i)$ for some $\varphi \in \mathcal{M}(S)$; then $\tau(k(j-i) + s) = \varphi^k \eta(i+s)$ ($s < j-i, k \in \mathbb{Z}$) defines a periodic splitting sequence with period map φ . Note that a period map of any periodic splitting sequence is an element of $\mathcal{M}(S)$ of infinite order. We say that a measured geodesic lamination λ *fills up* S if for every simple closed curve c on S we have $i(c, \lambda) > 0$. The support of such a measured geodesic lamination is necessarily connected. If $\lambda \in \mathcal{ML}$ is such that its projectivization $[\lambda] \in \mathcal{PML}$ is a fixed point of a pseudo-Anosov mapping class then λ fills up S . Recall that for every complete train track τ we view $\mathcal{V}(\tau)$ as the space of all measured geodesic laminations which are carried by τ . We have.

Lemma 5.3: *Let $\{\tau(i)\} \subset \mathcal{V}(\mathcal{TT})$ be a biinfinite periodic splitting sequence with period map $\varphi \in \mathcal{M}(S)$. Then φ is pseudo-Anosov if and only if there is some $\lambda \in \cap_i \mathcal{V}(\tau(i))$ which fills up S .*

Proof: Let $\{\tau(i)\}_i$ be a biinfinite periodic splitting sequence with period map $\varphi \in \mathcal{M}(S)$. Then there is a number $\ell > 0$ such that $\varphi \mathcal{V}(\tau(0)) = \mathcal{V}(\tau(\ell)) \subset \mathcal{V}(\tau(0))$ and $\varphi^{-1} \mathcal{V}^*(\tau(0)) = \mathcal{V}^*(\tau(-\ell)) \subset \mathcal{V}^*(\tau(0))$. Assume first that φ is pseudo-Anosov. Since φ acts on the Thurston boundary \mathcal{PML} of Teichmüller space with north-south-dynamics and since the projectivizations P, Q of the cones $\mathcal{V}(\tau(0)), \mathcal{V}^*(\tau(0))$ are closed disjoint subsets of \mathcal{PML} with non-empty interior, the attracting fixed point λ^+ for the action of φ on \mathcal{PML} is contained in $\cap_i \varphi^i(P)$. But λ^+ is the projectivization of a measured geodesic lamination λ which fills up S and hence $\lambda \in \cap_i \mathcal{V}(\tau(i))$ is a lamination as required in the lemma.

Now assume that there is some $\lambda \in \cap_i \mathcal{V}(\tau(i)) = \cap_i \varphi^i \mathcal{V}(\tau(0)) = A$ which fills up S . The set A is a closed non-empty φ -invariant subset of \mathcal{ML} . By Theorem 8.5.1 of [Mo03], it can be represented as a join $\mathcal{V}_1 * \mathcal{V}_2$ where $\mathcal{V}_1 \neq \emptyset$ is the space of measured geodesic laminations whose support is contained in a fixed geodesic lamination ζ on S and where \mathcal{V}_2 is a space of measured geodesic laminations whose support is carried by a train track on S contained in the complement of ζ . A measured geodesic lamination whose support contains more than one connected component does not fill up S . But $\lambda \in \mathcal{V}_1 * \mathcal{V}_2$ fills up S by assumption and therefore the set \mathcal{V}_2 is empty and A is the space of measured geodesic laminations supported in the single geodesic lamination ζ . Moreover, ζ is minimal and connected, with complementary components which are topological discs or once punctured topological discs. Every mapping class which preserves the set A also preserves the geodesic lamination ζ and hence it is pseudo-Anosov by Thurston's classification of elements of $\mathcal{M}(S)$. But A is invariant under the period map φ and hence φ is pseudo-Anosov as claimed. \square

Let $p > 0$ be the number of branches of a complete train track on S . Let $\tau \in \mathcal{V}(\mathcal{TT})$ and number the branches of τ with numbers $1, \dots, p$. If τ' can be obtained from τ by a single split at a large branch e , then the numbering of the branches of τ naturally induces a numbering of the branches of τ' (compare the discussion in Section 5 of [H05a]). In other words, every splitting sequence $\{\tau(i)\}$ together with a numbering of the branches of $\tau(0)$ determines uniquely a *numbered splitting sequence*, i.e. a splitting sequence together with a consistent numbering of the branches of the train tracks in the sequence which is determined by $\{\tau(i)\}$ up to a permutation of the numbering of the branches of $\tau(0)$. Let e_1, \dots, e_p be the standard basis of \mathbb{R}^p . A numbering of the branches of $\tau(0)$ then defines an embedding of $\mathcal{V}(\tau(0))$ onto a closed convex cone in \mathbb{R}^p determined by the switch conditions by associating to a measure $\mu \in \mathcal{V}(\tau(0))$ the vector $\sum_i \mu(i) e_i \in \mathbb{R}^p$ where we identify a branch of $\tau(0)$ with its number. If τ' is obtained from τ by a split at the large branch e with number k and if i, j are the losing branches of the split connecting τ to τ' then the transformation $\mathcal{V}(\tau') \rightarrow \mathcal{V}(\tau)$ induced by the canonical carrying map $\tau' \rightarrow \tau$ is just the restriction to $\mathcal{V}(\tau')$ of the unique linear map $A : \mathbb{R}^p \rightarrow \mathbb{R}^p$ which satisfies $A(e_i) = e_i + e_k, A(e_j) = e_j + e_k$ and $A(e_s) = e_s$ for $s \neq i, j$. A change of the numbering of the branches of $\tau(0)$ results in replacing A by its conjugate under a *permutation map*, i.e. a linear isometry of \mathbb{R}^p corresponding to a permutation of the standard basis vectors. Similarly, for

every finite splitting sequence $\{\tau(i)\}_{0 \leq i \leq m}$ the canonical map $\mathcal{V}(\tau(m)) \rightarrow \mathcal{V}(\tau(0))$ corresponds to a (p, p) -matrix $A(\tau(m))$ with non-negative entries which is uniquely determined by the sequence up to conjugation with a permutation matrix.

By the Perron Frobenius theorem, a (p, p) -matrix A with positive entries admits up to a multiple a unique eigenvector with positive entries. The corresponding eigenvalue α is positive, and its absolute value is bigger than the absolute value of any other eigenvalue of A . Moreover, the generalized eigenspace for α is one-dimensional. We call an eigenvector with positive entries for the eigenvalue α a *Perron Frobenius eigenvector*. We have.

Lemma 5.4: *Let $\{\tau(i)\}$ be a periodic splitting sequence with period map φ . Assume that $k > 0$ is such that $\varphi(\tau(0)) = \tau(k)$ and that $\{\tau(i)\}_{0 \leq i \leq k}$ is tight; then φ is pseudo-Anosov and there is some $\ell \geq 1$ such that its attracting fixed point is the projectivization of a Perron Frobenius eigenvector of the matrix $A(\tau(k\ell))$.*

Proof: Let $\{\tau(i)\}_{0 \leq i \leq k}$ be a tight splitting sequence and assume that there is some $\varphi \in \mathcal{M}(S)$ such that $\varphi(\tau(0)) = \tau(k)$. We obtain a biinfinite splitting sequence $\{\tau(i)\}$ by defining $\tau(mk + \ell) = \varphi^m(\tau(\ell))$ for $m \in \mathbb{Z}$ and $\ell < k$. By our above discussion, with respect to some numbering of the branches of $\tau(0)$ the self-map $\mathcal{V}(\tau(0)) \rightarrow \mathcal{V}(\tau(0))$ which is the composition of the map $\mathcal{V}(\tau(0)) \rightarrow \mathcal{V}(\tau(k))$ induced by φ and the transformation $\mathcal{V}(\tau(k)) \rightarrow \mathcal{V}(\tau(0))$ induced by the canonical carrying map $\tau(k) \rightarrow \tau(0)$ can be represented by the restriction of a linear map $\mathbb{R}^p \rightarrow \mathbb{R}^p$ given with respect to the standard basis by a matrix C . Since $\{\tau(i)\}_{0 \leq i \leq k}$ is tight by assumption, the entries of the matrix C are positive and therefore by the Perron Frobenius theorem, our map uniformly contracts the projectivization of the closed cone of vectors with nonnegative entries into its interior. As a consequence, the intersection $\cap_i \mathcal{V}(\tau(i))$ consists of a single ray spanned by the positive measure on $\tau(0)$ which corresponds to a Perron Frobenius eigenvector of C (compare with the beautiful argument in [K85]). This ray defines a projective measured geodesic lamination $\lambda^+ \in \mathcal{PML}$ which is *uniquely ergodic* and fills up S . Similarly, the intersection $\cap \mathcal{V}^*(\tau(i))$ consists of a single ray which defines a projective measured geodesic lamination $\lambda^- \neq \lambda^+$ which fills up S . By Lemma 5.3, the mapping class φ is pseudo-Anosov and its attracting fixed point equals λ^+ , its repelling fixed point equals λ^- .

Recall that a numbering of the branches of $\tau(0)$ induces a numbering of the branches of $\tau(k)$. There is a second numbering of the branches of $\tau(k)$ induced from the numbering of the branches of $\tau(0)$ via the map $\varphi : \tau(0) \rightarrow \tau(k)$. These two numberings differ by a permutation σ of $\{1, \dots, p\}$. Let $\ell \geq 1$ be such that $\sigma^\ell = 1$; then $\varphi^\ell \tau(0) = \tau(k\ell)$ as numbered train tracks. It is then immediate from our above discussion that the attracting fixed point of φ corresponds to the projectivization of a Perron Frobenius eigenvector for the matrix $A(\tau(k\ell))$ which shows the lemma. \square

In a Riemannian manifold M of bounded negative curvature and finite volume with fundamental group Γ , every closed geodesic intersects a fixed compact subset of M . Moreover, we can construct an infinite sequence (γ_i) of pairwise distinct

closed geodesics which intersect every compact subset K of M in arcs of uniformly bounded length as follows. Choose a hyperbolic element φ in Γ and a parabolic element ψ ; then up to replacing ψ by a conjugate, the elements $\varphi\psi^k$ are hyperbolic for all $k > 0$ and they define an infinite family of pairwise distinct closed geodesics with the required properties. In the next lemma, we point out that a similar construction for a pseudo-Anosov element of $\mathcal{M}(S)$ and a Dehn twist about a suitably chosen simple closed curve (viewed as a parabolic element in $\mathcal{M}(S)$) yields sequences of closed geodesics in $\text{Mod}(S)$ with similar properties.

Lemma 5.5: *There is a sequence (γ_i) of pairwise distinct closed Teichmüller geodesics in moduli space $\text{Mod}(S)$ with the following properties.*

- (1) *There is a fixed compact subset K_0 of $\text{Mod}(S)$ which is intersected by γ_i for every i .*
- (2) *The geodesics γ_i intersect every compact subset $K \subset \text{Mod}(S)$ in arcs of uniformly bounded length.*

Proof: Recall from Section 3 the definition of a train track σ in special standard form for a framing F of our surface S with pants decomposition P . We first claim that there is a train track τ which is shift equivalent to a such a train track in special standard form and there is a tight splitting sequence $\{\tau(i)\}_{0 \leq i \leq k}$ issuing from $\tau(0) = \tau$ such that $\tau(k) = \varphi\tau(0)$ for some $\varphi \in \mathcal{M}(S)$.

For this let η be any train track which is shift equivalent to a train track in special standard form for a framing F of S with pants decomposition P . Let λ_0 be the unique special geodesic lamination for P which is carried by η and let $\{\zeta(i)\}_{0 \leq i \leq m}$ be any tight splitting sequence issuing from $\zeta(0) = \eta$. Since every orbit for the action of the mapping class group on the space \mathcal{CL} of complete geodesic laminations on S is dense and since the set of all complete geodesic laminations on S which are carried by $\zeta(m)$ is open in \mathcal{CL} , there is an element $\tilde{\varphi}_0 \in \mathcal{MS}$ such that the special geodesic lamination $\tilde{\varphi}_0\lambda_0$ for the pants decomposition φ_0P is carried by $\zeta(m)$. By the considerations in Section 4, the train track $\zeta(m)$ is splittable to a train track η_1 which is shift equivalent to the train track $\varphi_0\eta$ for some $\varphi_0 \in \mathcal{M}(S)$. Note that every splitting sequence connecting η to η_1 is tight and therefore if $\eta_1 = \varphi_0\eta$ then such a splitting sequence has the desired properties. Otherwise we apply this construction to η_1 and find a tight splitting sequence connecting η_1 to a train track η_2 which is shift equivalent to $\varphi_1\eta$ for some $\varphi_1 \in \mathcal{M}(S)$. Since there are only finitely many train track in the shift equivalence class of η , after finitely many steps we find some $0 \leq i < j$ such that $\eta_j = (\varphi_j \circ \varphi_i^{-1})\eta_i$ and hence η_i is splittable to $(\varphi_j \circ \varphi_i^{-1})\eta_i$ with a tight splitting sequence.

Now let $\{\tau(i)\}_{0 \leq i \leq k}$ be a tight splitting sequence as above with $\tau(k) = \varphi(\tau(0))$ for some $\varphi \in \mathcal{M}(S)$ and such that $\tau(0)$ is shift equivalent to a train track in special standard form for a framing F with pants decomposition P . By Lemma 5.4, φ is pseudo-Anosov. For $k \leq i \leq 2k$ define $\tau(i) = \varphi(\tau(i - k))$. By the definition of a train track in special standard form, every component α of P defines an embedded simple closed trainpath on $\tau(0)$, and there is a number $s \geq 2$ (depending on α) and a Dehn twist ψ about α with the property that $\psi\tau(0)$ is splittable to $\tau(0)$ with a splitting sequence of length s . Each split of this sequence is a split at a large

branch contained in α . In other words, for every $u > 0$ the train track $\psi^u \tau(0)$ is splittable to $\varphi^2(\tau(0)) = \tau(2k)$ with a tight splitting sequence $\{\tau(i)\}_{-su \leq i \leq 2k}$ of length $2k + su$. By Lemma 5.4, the mapping class $\zeta_u = \varphi^2 \psi^{-u}$ is pseudo-Anosov. Its axis is the Teichmüller geodesic which is defined by a quadratic differential whose horizontal foliation is contained in the ray $\cap_i \zeta_u^i \mathcal{V}(\tau(0))$ and whose vertical foliation is contained in the ray $\cap_i \zeta_u^{-i} \mathcal{V}^*(\tau(0))$.

For $u \geq 1$ let $(\lambda_u, \nu_u) \in \mathcal{B}(\tau(0))$ be such that the quadratic differential $q_u = q(\lambda_u, \nu_u)$ is a cotangent vector of the axis of ζ_u . For $i \in [-su, 2k]$ let $a_u(i) > 0$ be such that $(a_u(i)\lambda_u, a_u(i)^{-1}\nu_u) \in \mathcal{B}(\tau(i))$, i.e. that the total mass of the transverse measure on $\tau(i)$ which corresponds to the measured geodesic lamination $a_u(i)\lambda_u$ equals one. Then the function $i \rightarrow a_u(i)$ is increasing, and $\log a_u(2k) - \log a_u(-su)$ is the length of the closed Teichmüller geodesic γ_u in moduli space which is the projection of the axis of ζ_u .

By Lemma 5.1, the numbers $\log a_u(2k)$ are bounded independent of u , and by Lemma 5.2 there is a number $\epsilon_0 > 0$ such that $q_u \in \mathcal{Q}^1(\epsilon_0)$ for every $u > 0$. The projection $\mathcal{Q}(\epsilon_0)$ of $\mathcal{Q}^1(\epsilon_0)$ to $\mathcal{Q}(S)$ is compact and therefore the geodesics γ_u have property 1) stated in the lemma. Moreover, since $\{\tau(i)\}_{0 \leq i \leq k}$ is tight by assumption, by Lemma 5.2 there is a number $\delta > 0$ such that for *every* $u > 0$ the λ_u -weight of *every* branch b of $\tau(0)$ is at least δ ; then the maximal weight that the tangential measure ν_u disposes on a branch of $\tau(0)$ is at most $1/\delta$.

To show that the geodesics γ_u also satisfy property 2) stated in the lemma, we show that $a_u(-su) \rightarrow 0$ ($u \rightarrow \infty$) and that moreover for every $\epsilon > 0$ there is a number $\beta(\epsilon) > 0$ which is independent of u and such that for all $t \in [-\log a_u(-su) + \beta(\epsilon), -\beta(\epsilon)]$ the $\Phi^t q_u$ -length of the curve α is not bigger than ϵ . To show that such a constant exists, denote by b_1, \dots, b_r the branches of $\tau(0)$ which are incident on a switch in the embedded trainpath α but which are not contained in α . Note that $r \geq 2$, i.e. there are at least two such branches. By the considerations in the proof of Lemma 2.5 of [H04] we have $i(\mu, \alpha) = \frac{1}{2} \sum_i \mu(b_i)$ for every $\mu \in \mathcal{V}(\tau(0))$. In particular, the intersection number $i(\lambda_u, \alpha)$ is bounded from above independent of u . Choose a numbering of the branches of $\tau(0)$ so that b_i is the branch with number i and such that the branches with numbers $r+1, \dots, r+\ell$ are precisely the branches contained in the embedded trainpath α . Then the linear self-map of \mathbb{R}^p which defines the natural map $\mathcal{V}(\tau(0)) \rightarrow \mathcal{V}(\tau(-s))$ with respect to this numbering maps for each $i \leq r$ the i -th standard basis vector e_i of \mathbb{R}^p to $e_i + e_{r+1} + \dots + e_{r+\ell}$, and for $i > r$ it maps e_i to itself. For $\delta > 0$ as above, the sum of the λ_u -weights of the branches b_i ($i \leq r$) is bounded from below by 2δ and hence for every $m \leq u$ we have $a_u(-sm) \leq 1/(1 + 2m\delta)$ independent of u . In particular, $a_u(-su)$ tends to zero as $u \rightarrow \infty$. However, $i(c\lambda_u, \alpha) = ci(\lambda_u, \alpha)$ for all $c > 0$ and therefore for every $\epsilon > 0$ there is a number $\beta_1(\epsilon) > 0$ not depending on u such that for $t \in [\log a_u(-su), -\beta_1(\epsilon)]$ the intersection with α of the horizontal measured geodesic lamination of $\Phi^t q_u$ does not exceed $\epsilon/4$.

We observed above that the maximal weight that the tangential measure ν_u disposes on a branch of $\tau(0)$ is bounded from above by $1/\delta$. Since the natural transformation $\mathcal{V}^*(\tau(0)) \rightarrow \mathcal{V}^*(\tau(2k))$ can be represented by a fixed linear map (with the interpretation discussed above) and the functions a_u are non-decreasing, there is then a number $\chi > 0$ with the property that for *every* $u > 0$ the maximal

weight that the measure $a_u(2k)^{-1}\nu_u$ disposes on a branch of $\tau(2k)$ is bounded from above by χ . However, the tangential measure $a_u(-su)^{-1}\nu_u$ on $\tau(-su)$ is the image of the tangential measure $a_u(2k)^{-1}\nu_u$ on $\tau(2k)$ under the transformation ζ_u^{-1} which identifies $\tau(2k)$ with $\tau(-su)$ and therefore the maximal weight that $a_u(-su)^{-1}\nu_u$ disposes on a branch of $\tau(-su)$ is bounded from above by χ . Since α is an embedded trainpath in $\tau(-su)$ this just means that the intersection with α of the vertical geodesic lamination of $\Phi^{\log a_u(-su)}q_u$ is bounded from above by a universal constant not depending on u . In other words, there is a constant $\beta_2(\epsilon) > 0$ not depending on u such that for every $t \in [-\log a_u(-su) + \beta_2(\epsilon), 0]$, the intersection with α of the vertical measured geodesic lamination of $\Phi^t q_u$ does not exceed $\epsilon/4$. The $\Phi^t q_u$ -length of α is bounded from above by twice the sum of the intersection of α with the horizontal and the vertical geodesic lamination of $\Phi^t q_u$ (compare e.g. [R05]) and hence for every sufficiently large u and for every $t \in [-\log a_u(-su) + \beta_2(\epsilon), -\beta_1(\epsilon)]$ the $\Phi^t q_u$ -length of α does not exceed ϵ . Now for every $\delta > 0$ there is a number $\rho(\delta) > 0$ such that the set $\mathcal{Q}^1(\delta)$ is contained in the set of all quadratic differentials q with the property that the q -length of *every* essential simple closed curve on S is at least $\rho(\delta)$. This then yields that the geodesics γ_u intersect a fixed compact subset K of $\text{Mod}(S)$ in arcs of uniformly bounded length, independent of u . The lemma follows. \square

We are now ready to show Theorem A from the introduction.

Proposition 5.6: *If $3g - 3 + m \geq 4$ then for every $\epsilon > 0$ there is a closed orbit of the Teichmüller geodesic flow which does not intersect $\mathcal{Q}(\epsilon)$.*

Proof: Assume that $3g - 3 + m \geq 4$ (which excludes a sphere with at most 6 punctures, a torus with at most 3 punctures and a closed surface of genus 2) and let P be a pants decomposition of S . We require that if the genus of S is at least 2 then P contains two non-separating simple closed curves γ_1, γ_2 such that the surface S_0 obtained by cutting S open along γ_1, γ_2 is connected and that moreover the bordered surface $S - (P - \gamma_1 - \gamma_2)$ consists of $2g - 6 + m$ pairs of pants and 2 forth punctured spheres containing γ_1, γ_2 as essential curves in their interior. If the genus of S is at most one then S contains at least 4 punctures and we choose P in such a way that it contains two separating simple closed curves γ_1, γ_2 with the property that the surface obtained by cutting S open along γ_1, γ_2 consists of three connected components, where two of these components are pairs of pants. In other words, $S - (\gamma_1 \cup \gamma_2)$ contains a unique connected component S_0 of Euler characteristic at most -2 , and if we replace the boundary circles of this component by cusps then the resulting surface is nonexceptional.

Let τ be a train track in standard form for a framing with pants decomposition P and with only twist connectors. Then the curves γ_1, γ_2 are carried by τ and define embedded simple closed trainpaths on τ . We require that a branch of τ which is contained in the closure of S_0 , which is incident on a switch contained in $\gamma_1 \cup \gamma_2$ and which is *not* contained in $\gamma_1 \cup \gamma_2$ is a small branch. By our choice of P and the discussion on p.147-48 of [PH92], such a complete train track exists. After removing all branches of τ which are incident on a switch contained in $\gamma_1 \cup \gamma_2$ or which are contained in $S - S_0$ we obtain a train track σ_0 on the subsurface S_0 . If

we identify S_0 with the surface of finite type obtained by replacing the boundary circles by cusps then σ_0 is a complete train track on S_0 which is in standard form for a framing with pants decomposition $P \cap S_0$. Similarly, for $i = 1, 2$ let $S_i \supset S_0$ be the connected component of $S - \gamma_i$ which contains S_0 as a subsurface. The train track σ_i on S_i which we obtain from τ by removing all branches which are incident on a switch in γ_i or which are not contained in S_i is complete (in the interpretation as above). Note that we have $\tau = \sigma_1 \cup \sigma_2$, i.e. every branch of τ is either a branch of σ_1 or a branch of σ_2 . Moreover, a branch of τ which is incident on a switch in σ_i and which is not contained in σ_i is a small branch contained in a once punctured monogon component C of $S_i - \sigma_i$, and it is the unique branch of τ_i in this component.

For $i = 0, 1, 2$ choose a tight splitting sequence $\{\sigma_i(j)\}_{0 \leq j \leq s_i}$ issuing from $\sigma_i(j) = \sigma_i$ with the property that there is a pseudo-Anosov element φ_i of $\mathcal{M}(S_i)$ such that $\sigma_i(s_i)$ is shift equivalent to $\varphi_i(\sigma_i)$. The existence of such a splitting sequence follows from the arguments in the proof of Lemma 5.5. We view φ_i as a reducible element of $\mathcal{M}(S)$ which can be represented by a diffeomorphism of S fixing γ_i (or γ_1 and γ_2 for $i = 0$) pointwise. Define $\tau_i = \varphi_i(\tau)$; then τ_i is *carried* by τ and contains $\varphi_i\sigma_i$ as a subtrack. Moreover, there is a carrying map $\tau_i \rightarrow \tau$ which maps every branch b of $\varphi_i\sigma_i < \tau_i$ *onto* σ_i and which maps $\tau_i - \varphi_i\sigma_i$ bijectively onto $\tau - \sigma_i$. In the sequel we always assume that our carrying maps have these properties.

For $k > 0$ define $\zeta(k) = \varphi_1 \circ \varphi_0^{2k} \circ \varphi_2 \circ \varphi_0^{2k}$ (where \circ means composition, i.e. $a \circ b$ represents the mapping class obtained by applying b first followed by an application of a). We claim that for every $k > 0$ the mapping class $\zeta(k)$ is pseudo-Anosov. For this note first that $\zeta(k)\tau$ is carried by τ for all k . Thus it follows as in Lemma 5.3 that $\zeta(k)$ is pseudo-Anosov if and only if $\cap_i \zeta(k)^i \mathcal{V}(\tau)$ consists of a single ray which fills up S . By the considerations in the proof of Lemma 5.4, this is the case if a carrying map $\zeta(k)^2\tau \rightarrow \tau$ maps every branch of $\zeta(k)^2\tau$ *onto* τ (compare also [K85]).

Now let b be any branch of $\zeta(k)^2\tau$; then $b \in \zeta^2(k)\sigma_i$ for $i = 1$ or $i = 2$. Assume first that $b \in \zeta(k)^2\sigma_2$. Since the splitting sequence $\{\sigma_2(j)\}_{0 \leq j \leq s_2}$ is tight by assumption, the image of b under a carrying map $\zeta(k)^2\tau \rightarrow \zeta(k)\varphi_1\varphi_0^{2k}\tau$ equals the subtrack $\zeta(k)\varphi_1\varphi_0^{2k}\sigma_2$ of $\zeta(k)\varphi_1\varphi_0^{2k}\tau$. In particular, it contains the subgraph $\zeta(k)\varphi_1\varphi_0^{2k}(\tau - \sigma_1)$. On the other hand, for the same reason every branch of $\zeta(k)\varphi_1\varphi_0^{2k}\sigma_0 < \zeta(k)\varphi_1\varphi_0^{2k}\sigma_2$ is mapped by a carrying map $\zeta(k)\varphi_1\varphi_0^{2k}\tau \rightarrow \zeta(k)\tau$ *onto* $\zeta(k)\sigma_1$, and it maps $\zeta(k)\varphi_1\varphi_0^{2k}(\tau - \sigma_1)$ bijectively onto $\zeta(k)(\tau - \sigma_1)$. It follows that a carrying map $\zeta(k)^2\tau \rightarrow \zeta(k)\tau$ maps b *onto* $\zeta(k)\tau$. Now if $b \in \zeta(k)^2\sigma_1$ then the same argument yields that the image of b under a carrying map $\zeta(k)^2\tau \rightarrow \zeta(k)\tau$ contains the subtrack $\zeta(k)\sigma_1$ of $\zeta(k)\tau$. In particular, it contains a branch $c \in \zeta(k)\sigma_0 < \zeta(k)\sigma_2$ which is mapped by a carrying map $\zeta(k)\tau \rightarrow \tau$ *onto* τ . As before, we conclude that a carrying map $\zeta(k)^2\tau \rightarrow \tau$ maps every branch b of $\zeta(k)^2\tau$ *onto* τ and consequently each of the maps $\zeta(k)$ is pseudo-Anosov.

To establish our proposition it is enough to show that for every $\epsilon > 0$ there is a number $k(\epsilon) > 0$ with the following property. For every $k \geq k(\epsilon)$, the periodic orbit for the Teichmüller geodesic flow on $\mathcal{Q}(S)$ which corresponds to the conjugacy class of $\zeta(k)$ is entirely contained in the subset of $\mathcal{Q}(S)$ of all quadratic differentials

q which admit an essential simple closed curve of q -length at most ϵ (compare the proof of Lemma 5.5).

By Lemma 5.2, since for $i = 1, 2$ the splitting sequence $\{\sigma_i(j)\}_{0 \leq j \leq s_i}$ is tight there is a number $c > 0$ with the following property. Let μ be a measured geodesic lamination on S_i which is carried by $\sigma_i(s_i)$ and which defines the transverse measure $\mu_0 \in \mathcal{V}(\sigma_i(0))$; then $\mu_0(b_1)/\mu_0(b_2) \leq c$ for any two branches b_1, b_2 of σ_i . Now the preimage of σ_i under any carrying map $\varphi_i\tau \rightarrow \tau$ equals the subtrack $\varphi_i\sigma_i$ of $\varphi_i\tau$ and the restriction of a suitably chosen carrying map to $\varphi_i\tau - \varphi_i\sigma_i$ is injective. This implies that for *every* measured geodesic lamination μ which is carried by $\varphi_i\tau$ and defines a transverse measure on $\varphi_i\tau$ which is not supported in $\varphi_i\sigma_i$, the measure μ_0 on τ induced from μ by a carrying map $\varphi_i\tau \rightarrow \tau$ satisfies $\mu_0(b_1)/\mu_0(b_2) \leq c$ for all $b_1, b_2 \in \sigma_i$.

For $\epsilon > 0$ and $i = 1, 2$ let $C_i(\epsilon)$ be the closed subset of $\mathcal{V}(\tau)$ containing all transverse measures ν with the following properties.

- (1) The total mass of ν is one and the sum of the ν -weights over all branches of τ which are *not* contained in σ_i is at most ϵ .
- (2) For any two branches b_1, b_2 of $\sigma_i < \tau$ we have $\nu(b_1)/\nu(b_2) \leq c$.

For a transverse measure μ on τ denote as before by $\omega(\tau, \mu)$ the total weight of μ . We claim that for every $\epsilon > 0$ the transformation $\rho_i^k : \mathcal{V}(\tau) - \{0\} \rightarrow \mathcal{V}(\tau)$ which is the composition of the map $\varphi_i\varphi_0^{2k} : \mathcal{V}(\tau) \rightarrow \mathcal{V}(\varphi_i\varphi_0^{2k}\tau)$ with the map $\mathcal{V}(\varphi_i\varphi_0^{2k}\tau) \rightarrow \mathcal{V}(\tau)$ induced by a carrying map $\varphi_i\varphi_0^k\tau \rightarrow \tau$ and with the normalization map $\mu \rightarrow \mu/\omega(\tau, \mu)$ maps $C_{i+1}(\epsilon)$ into $C_i(\epsilon)$ provided that k is sufficiently large (indices are taken modulo 2).

We show our claim for the map ρ_1^k , the claim for ρ_2^k follows in exactly the same way. Note first that by the choice of c , the image under ρ_1^k of *every* transverse measure on τ which does not vanish on σ_1 satisfies property 2) above for $i = 1$. Thus since a measure from the set $C_2(\epsilon)$ does not vanish on $\sigma_0 < \sigma_1$, property 2) holds for all measures in $\rho_1^k C_2(\epsilon)$ and all $k > 0$. To establish property 1) for sufficiently large k , let $\nu \in C_2(\epsilon)$, viewed as a measured geodesic lamination, let $k > 0$ and let $\mu = \varphi_1\varphi_0^{2k}(\nu)$. For $0 \leq i \leq 2k$ let $\mu(i)$ be the transverse measure on $\varphi_1\varphi_0^i(\tau)$ of total mass one which defines a multiple of the measured geodesic lamination μ . Then there is some $a(i) \leq 1$ such that $\mu(i) = a(i)\mu$ as measured geodesic laminations. By the definition of the set $C_2(\epsilon)$, there is a number $r > 0$ only depending on ϵ and c such that the total μ -weight of the subtrack $\varphi_1\varphi_0^{2k}(\sigma_0)$ of $\varphi_1\varphi_0^{2k}(\tau)$ is not smaller than r . Now the splitting sequence $\{\sigma_0(j)\}_{0 \leq j \leq s_0}$ is tight and therefore a carrying map $\sigma_0(s_0) \rightarrow \sigma_0(0)$ strictly increases the total weight of a transverse measure by at least a factor $L_0 > 1$. Hence for every $s \leq 2k$ the total μ -weight of $\varphi_1\varphi_0^{2k-s}(\sigma_0) < \varphi_1\varphi_0^{2k-s}(\tau)$ is not smaller than $1 - r + L_0^s r$. Moreover, the sum of the μ -weights of the branches of $\varphi_1\varphi_0^{2k-s}(\tau)$ which are not contained in $\varphi_1\varphi_0^{2k-s}(\sigma_0)$ is independent of $s \leq 2k$. Thus the sum of the $\mu(2k-s)$ -weights of the branches of $\varphi_1\varphi_0^{2k-s}(\tau)$ which are *not* contained in $\varphi_1\varphi_0^{2k-s}(\sigma_0)$ is smaller than $(1-r)/(1-r+L_0^s r)$. As a consequence, if $(1-r)/(1-r+L_0^k r) < \epsilon$ then the $\mu(k)$ -mass of $\varphi_1\varphi_0^k(\tau - \sigma_0)$ does not exceed ϵ and the same holds true for the $\rho_1^k(\nu)$ -mass of $\tau - \sigma_1$ which shows our above claim.

Together we deduce the existence of a number $k(\epsilon) > 0$ such that for $k \geq k(\epsilon)$ the set $C_1(\epsilon)$ is invariant under the map ρ which assigns to a measured geodesic lamination $0 \neq \mu \in \mathcal{V}(\tau)$ the normalized image of $\zeta(k)\mu \in \mathcal{V}(\zeta(k)\tau)$ under a carrying map $\mathcal{V}(\zeta(k)\tau) \rightarrow \mathcal{V}(\tau)$. Now if $k > k(\epsilon)$ and if $(\lambda_k, \nu_k) \in \mathcal{B}(\tau)$ is such that $q(\lambda_k, \nu_k) = q_k$ is a cotangent vector of the axis of $\zeta(k)$ then λ_k spans the ray $\cap_i \zeta(k)^i \mathcal{V}(\tau)$ and therefore necessarily $\lambda_k \in C_1(\epsilon)$.

Let $k \geq k(\epsilon)$ and let $a_k(1) > 1$ be such that the total weight of the transverse measure on $\varphi_1 \varphi_0^k(\tau)$ defined by the measured geodesic lamination $a_k(1)\lambda_k$ equals one. Recall from Lemma 2.5 of [H04] that the intersection of $a_k(1)\lambda_k$ with the embedded trainpath γ_1 on $\varphi_1 \varphi_0^k(\tau)$ is bounded from above by the sum of the $a_k(1)\lambda_k$ -weights of the branches of $\varphi_1 \varphi_0^k(\tau) - \varphi_1 \varphi_0^k(\sigma_1)$. By our above consideration, we may assume that for $k \geq k(\epsilon)$ this weight is bounded from above by ϵ . As a consequence, for every $t \leq \log a_k(1)$ the intersection of γ_1 with the horizontal measured geodesic lamination of the quadratic differential $\Phi^t q_k$ is at most ϵ .

Similarly, let $a_k(2) < a_k(3) < a_k(4) < a_k(5)$ be such that the total weight of $a_k(2)\lambda_k$ on $\varphi_1 \varphi_0^{2k}(\tau)$ equals one, that the total weight of $a_k(3)\lambda_k$ on $\varphi_1 \varphi_0^{2k} \varphi_2(\tau)$ equals one, that the total weight of $a_k(4)\lambda_k$ on $\varphi_1 \varphi_0^{2k} \varphi_2 \varphi_0^k(\tau)$ equals one and that the total weight of $a_k(5)\lambda_k$ on $\zeta(k)\tau$ equals one. Note that $\log a_k(5)$ is the length of the periodic orbit of the Teichmüller flow defined by the conjugacy class of $\zeta(k)$. Using once more our above consideration we conclude that for $k \geq k(\epsilon)$ and every $t \leq \log a_k(4)$ the intersection of the horizontal measured geodesic lamination of the quadratic differential $\Phi^t q_k$ with the curve $\zeta(k)\gamma_2$ is bounded from above by ϵ .

Our proposition now follows if for sufficiently large k we can control the intersections of the curves $\gamma_1, \zeta(k)\gamma_2$ with the vertical measured geodesic laminations for the quadratic differentials $\Phi^t q_k$. For this let again $\nu_k \in \mathcal{V}^*(\tau)$ be such that $(\lambda_k, \nu_k) \in \mathcal{B}(\tau)$ and $q_k = q(\lambda_k, \nu_k)$. Since a carrying map $\varphi_1 \varphi_0^{2k} \varphi_2(\tau) \rightarrow \varphi_1 \varphi_0^{2k}(\tau)$ maps every branch b of $\varphi_1 \varphi_0^{2k} \varphi_2(\sigma_2)$ onto $\varphi_0 \varphi_0^{2k}(\sigma_2)$ and since $a_k(2)\lambda_k \in \varphi_1 \varphi_0^{2k} C_2(\epsilon)$ by our above consideration, the $a_k(2)\lambda_k$ -weight of every branch of $\varphi_1 \varphi_0^{2k}(\tau)$ which is contained in $\varphi_1 \varphi_0^{2k}(\sigma_2)$ is bounded from below by a universal constant $\delta > 0$ not depending on k . Then the $a_k(2)^{-1}\nu_k$ -weight of every such branch is bounded from above by $1/\delta$ and hence there is a number $\chi > 0$ not depending on k which bounds from above the $a_k(3)^{-1}\nu_k$ -weight of every branch of $\varphi_1 \varphi_0^{2k} \varphi_2(\sigma_2) < \varphi_1 \varphi_0^{2k} \varphi_2(\tau)$. Now the curve $\varphi_1 \varphi_0^{2k} \varphi_2(\gamma_1)$ is an embedded trainpath in the train track $\varphi_1 \varphi_0^{2k} \varphi_2(\sigma_2) < \varphi_1 \varphi_0^{2k} \varphi_2(\tau)$ and hence our upper bound for the values of $a_k(3)^{-1}\nu_k$ on the branches of $\varphi_1 \varphi_0^{2k} \varphi_2(\sigma_2)$ implies that the intersection between $\varphi_1 \varphi_0^{2k} \varphi_2(\gamma_1)$ and $a_k(3)^{-1}\nu_k$ is uniformly bounded. As we increase k , the ratios $a_k(4)/a_k(3)$ tend to infinity (compare the above consideration) and hence after possibly increasing $k(\epsilon)$ we may assume that for every $k \geq k(\epsilon)$ we have $i(a_k(4)^{-1}\nu_k, \varphi_1 \varphi_0^{2k} \varphi_2 \varphi_0^k(\gamma_1)) < \epsilon$. By invariance of the intersection form under the action of $\mathcal{M}(S)$ we conclude that for every $k \geq k(\epsilon)$ and every $t \geq \log(a_k(4)/a_k(5))$ the intersection between the vertical measured geodesic lamination of $\Phi^t q_k$ and γ_1 is bounded from above by ϵ . This then shows that for every $t \in [\log(a_k(4)/a_k(5)), \log a_k(1)]$ the sum of the intersection numbers between γ_1 and the vertical and the horizontal measured geodesic lamination of $\Phi^t q_k$ does not exceed 2ϵ . In other words, for every such t the $\Phi^t q_k$ -length of γ_1 is bounded from above by 4ϵ .

The same argument shows that after possibly increasing $k(\epsilon)$ once more we may assume that for $k \geq k(\epsilon)$ and every $t \in [\log a_k(1), \log a_k(4)]$ the $\Phi^t q_k$ -length of $\zeta(k)(\gamma_2)$ is bounded from above by 4ϵ . By periodicity, we conclude that for $k \geq k(\epsilon)$ the periodic orbit of Φ^t which corresponds to the conjugacy class of $\zeta(k)$ is entirely contained in the set of quadratic differentials q which admits an essential simple closed curve of q -length at most 4ϵ . This completes the proof of our proposition. \square

Remark: 1) A pseudo-Anosov element φ acts as an isometry on the *curve graph* $(\mathcal{C}(S), d)$ of S . By a result of Bowditch [Bw03], for every $c \in \mathcal{C}(S)$ the limit $\lim_{k \rightarrow \infty} d(\varphi^k c, c)/k$ exists and is independent of c . This limit is called the *stable length* for this action. The stable length of each of the (infinitely many) pseudo-Anosov elements constructed in the proof of Proposition 5.6 is at most 2.

2) We believe that Proposition 5.6 is valid for *every* nonexceptional surface of finite type, with pseudo-Anosov mapping classes which can be constructed as the once in the proof our proposition. However we did not attempt to carry out the details.

Acknowledgement: I am deeply indebted to Lee Mosher for pointing out a mistake in an earlier version of this note and for informing me that Theorem B is due to Masur and Minsky [MM00].

REFERENCES

- [Bw02] B. Bowditch, *Intersection numbers and the hyperbolicity of the curve complex*, preprint 2002, to appear in J. reine angew. Math.
- [Bw03] B. Bowditch, *Tight geodesics in the curve complex*, preprint 2003.
- [CEG87] R. Canary, D. Epstein, P. Green, *Notes on notes of Thurston*, in “Analytical and geometric aspects of hyperbolic space”, edited by D. Epstein, London Math. Soc. Lecture Notes 111, Cambridge University Press, Cambridge 1987.
- [CB88] A. Casson with S. Bleiler, *Automorphisms of surfaces after Nielsen and Thurston*, Cambridge University Press, Cambridge 1988.
- [FLM01] B. Farb, A. Lubotzky, Y. Minsky, *Rank one phenomena for mapping class groups*, Duke Math. J. 106 (2001), 581–597.
- [FLP91] A. Fathi, F. Laudenbach, V. Poénaru, *Travaux de Thurston sur les surfaces*, Astérisque 1991.
- [H04] U. Hamenstädt, *Train tracks and the Gromov boundary of the complex of curves*, to appear in “Spaces of Kleinian groups” (Y. Minsky, M. Sakuma, C. Series, eds.), London Math. Soc. Lec. Notes 329 (2005), 187–207; arXiv:math.GT/0409611.
- [H05a] U. Hamenstädt, *Geometry of the mapping class groups I: Boundary amenability*, arXiv:math.GR/0510116.
- [H05b] U. Hamenstädt, *Word hyperbolic extensions of surface groups*, arXiv:math.GT/0505244.
- [Har86] J. Harer, *The virtual cohomological dimension of the mapping class group of an oriented surface*, Invent. Math. 84 (1986), 157–176.
- [Hat91] A. Hatcher, *On triangulations of surfaces*, Topology Appl. 40 (1991), 189–194.
- [I02] N. V. Ivanov, *Mapping class groups*, Chapter 12 in Handbook of Geometric Topology (Editors R.J. Daverman and R.B. Sher), Elsevier Science (2002), 523–633.
- [K85] S. Kerckhoff, *Simplicial systems for interval exchange maps and measured foliations*, Erg. Th. & Dyn. Sys. 5 (1985), 257–271.
- [K92] S. Kerckhoff, *Lines of minima in Teichmüller space*, Duke Math. J. 65 (1992), 187–213.
- [L83] G. Levitt, *Foliations and laminations on hyperbolic surfaces*, Topology 22 (1983), 119–135.

- [M82] H. Masur, *Interval exchange transformations and measured foliations*, Ann. Math. 115 (1982), 169–201.
- [MM99] H. Masur, Y. Minsky, *Geometry of the complex of curves I: Hyperbolicity*, Invent. Math. 138 (1999), 103–149.
- [MM00] H. Masur, Y. Minsky, *Geometry of the complex of curves II: Hierarchical structure*, GAFA 10 (2000), 902–974.
- [Mo03] L. Mosher, *Train track expansions of measured foliations*, unpublished manuscript.
- [O96] J. P. Otal, *Le Théorème d’hyperbolisation pour les variétés fibrées de dimension 3*, Astérisque 235, Soc. Math. Fr. 1996.
- [PH92] R. Penner with J. Harer, *Combinatorics of train tracks*, Ann. Math. Studies 125, Princeton University Press, Princeton 1992.
- [R05] K. Rafi, *A characterization of short curves of a Teichmüller geodesic*, Geom. Top. 9 (2005), 179–202.
- [T79] W. Thurston, *Three-dimensional geometry and topology*, unpublished manuscript.
- [V86] W. Veech, *The Teichmüller geodesic flow*, Ann. Math. 124 (1986), 441–530.

MATHEMATISCHES INSTITUT DER UNIVERSITÄT BONN
BERINGSTRASSE 1, D-53115 BONN, GERMANY

e-mail: ursula@math.uni-bonn.de