

Maximally symmetric stable curves

Michael A. van Opstall, Răzvan Veliche

All varieties are defined over \mathbf{C} and projective.

A well-known result of Hurwitz states that the maximal order of the automorphism group of a smooth curve of genus g is $42(2g - 2)$. This bound is not attained in every genus; for example, the maximal order of the automorphism group of a genus two curve is forty-eight, attained by the curve with affine equation $y^2 = x^5 + x$. In genus three, the bound of 168 is achieved by the famous *Klein quartic* $y^7 = x^3 - x^2$ (given in homogeneous coordinates by $x^3y + y^3z + z^3x$). A curve attaining the Hurwitz bound is known as a *Hurwitz curve*; a great deal is known about these curves and the corresponding automorphism groups.

Exercise 2.26 of [1] asks if this bound holds for *stable curves*. A stable curve is a curve with nodal singularities and finite automorphism group. Gluing three copies of the elliptic curve with j -invariant zero (which has six automorphisms which fix a point) to a copy of the projective line yields a genus three curve with $6^3 \cdot 3$ automorphisms, breaking the Hurwitz bound. In genus two, gluing the aforementioned elliptic curve to itself yields a curve with seventy-two automorphisms - not breaking the Hurwitz bound - but more symmetric than any smooth genus two curve.

The goal of this work is to give a sharp bound for the automorphism group of a stable curve of genus g and more-or-less describe all curves attaining this bound. Since the moduli space of stable curves is locally the quotient of a smooth germ by the automorphism group of a stable curve, this bound gives some measure of how singular this moduli space can be near the boundary. The bound is (see Theorem 2.8):

$$6^g \cdot 2^{N(g)} \cdot \left(\frac{3}{8}\right)^{k(g)} \cdot \left(\frac{1}{2}\right)^{l(g)}$$

where $N(g)$, $k(g)$, and $l(g)$ are computed from the binary expansion of g as follows: starting from the left side, look for successive groups of two bits starting with one, disregarding any intermediate zeros; $k(g)$ is the number of groups of the form 11, $l(g)$ is the number of groups of the form 10, $N(g) = g - 1$ if there is a one remaining on the right end after pairing, and $N(g) = g$ otherwise.

1 Geometric preparation

Denote by E the most symmetric elliptic curve (that with j -invariant zero) in what follows. We will also use \mathbf{P}^1 somewhat abusively to denote a smooth rational curve. \mathbf{P}^1 will be coordinatized as the Riemann sphere. Recall that to a stable curve one

may associate a *dual graph* which is a graph with one vertex for each component of the curve (labelled with its genus) and vertices are connected by edges if the corresponding components meet at a node. Self-intersecting curves lead to loops in this graph. Given a vertex v , we will call the number of edges connecting v to a vertex corresponding to a \mathbf{P}^1 the *rational valence* of v . *Elliptic valence* is defined similarly.

We will call the vertices of the dual graph corresponding to the rational curves *rational vertices* and those corresponding to elliptic curves *elliptic vertices*. Finally, a vertex in a graph meeting a single edge will always be called a *leaf*, whether or not the graph in question is a tree.

Definition 1.1. A *maximally symmetric stable curve* is a stable curve whose automorphism group has maximal order among all stable curves of the same genus.

Note that this definition makes sense: a stable curve of genus g has at most $3g - 3$ components, each with normalization of genus at most g (note the vulgarity of this bound). Therefore there is a bound for the automorphism group a genus g curve of $[42(2g - 2)]^{3g-3}(3g - 3)!$.

In this section we shrink the class of curves which need to be considered.

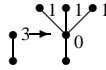
Lemma 1.2. *There exists a maximally symmetric curve with only smooth components.*

Proof. Let C be any stable curve, and suppose that C_1 is a component with nodes. Replacing C_1 in C with its normalization drops the genus of C by the number of nodes of C_1 . For each pair of points of the normalization lying over a node, choose one and glue a copy of E to it. This makes up the genus deficit. The automorphisms of each copy of E multiply the order of the automorphism group by six. The automorphisms of C_1 correspond to those of its normalization which permute the nodes appropriately. Therefore, the normalization of C_1 has more automorphisms, and fewer of these are killed off by gluing elliptic curves to only one of each pair of points over a node than identifying these points. If the normalization is genus zero, it may be collapsed to keep the curve stable, and E reattached at the point of attachment of the rational curve.

Finally, if multiple isomorphic copies of C_1 occur in C resulting in a symmetry of the dual graph which induces automorphisms of C , replace *each* copy of C_1 by this construction to maintain the symmetry. We call this *maintaining graph symmetry*, and omit explicit mention of it in the future. \square



Lemma 1.2



Lemma 1.3



Lemma 1.4

Figure 1: Illustrating Lemmas 1.2-1.4

Lemma 1.3. *There exists a maximally symmetric stable curve whose components are all \mathbf{P}^1 or E .*

Proof. By Lemma 1.2, all components may be taken smooth, and it is clear that replacing an elliptic curve less symmetric than E with E only helps.

If C_1 is a genus $h > 1$ component of C , replace it with a rational curve and glue h copies of E to this rational curve. Ignoring graph symmetry, C_1 contributed at most $42(2h - 2)$ automorphisms to C , whereas the new construction contributes 6^h .

There is a technical issue: 6^2 is not bigger than 84, but we have already seen that there is no smooth genus two curve with more than 6^2 automorphisms. Also, in the case that C itself is a smooth genus two curve, this construction leads to a non-stable curve. This is fine - the maximally symmetric genus two curve is two copies of E glued together, which satisfies the conclusion of the lemma. \square

Lemma 1.4. *There exists a maximally symmetric stable curve whose components are all copies of \mathbf{P}^1 or E and whose dual graph has no multiple edges and whose leaves are elliptic whose other vertices are rational.*

Proof. Apply the constructions of Lemmas 1.2 and 1.3. Suppose there is a copy of E which is not a tail of the curve. Then E is attached in at least two points, so replacing E with a \mathbf{P}^1 and gluing E to this \mathbf{P}^1 does not decrease the number of automorphisms, and makes E a tail.


By Lemma 1.2 there are no loops in the graph. Suppose two vertices are connected by n edges. Since we may assume at this point that all elliptic components are tails, these vertices must be rational. Replace the two curves by a single rational curve with $n - 1$ copies of E attached as tails. Some exceptions: if $n = 2$, each of the original rational curves must be attached somewhere else to the rest of C , so this construction results in a stable curve in that case. If $n = 3$ and the entire curve is two \mathbf{P}^1 attached in three points (the “dollar-sign” curve), this construction does not result in a stable curve, but again, this is an exceptional case, and we know that the maximally symmetric genus two curve satisfies the conclusions of the lemma.

The configuration of two rational curves connected by n nodes and connected some other way to the rest of the curve contributes (excluding graph symmetry) at most $2n$ automorphisms. This construction replaces this with a configuration contributing 6^{n-1} automorphisms.

This decreases the number of vertices in the graph, which could affect graph symmetry, but it is easy to see that the loss of vertices is more than compensated for by the increase in copies of E with their six automorphisms. \square

Lemma 1.5. *In the previous lemma, we may also assume that the dual graph of C is a tree.*

Proof. It remains to “break” cycles of rational curves. A cycle of n rational curves contributes one to the genus and at most contributes $2n$ automorphisms (dihedral symmetry). Replace this cycle of n curves with a “wheel” whose hub is a rational curve with n rational “spokes” connected at the n th roots of unity and a copy of E attached at



Lemma 1.4

Lemma 1.5

Figure 2: Illustrating Lemmas 1.4-1.5

zero. This drops possible graph symmetry by a factor of two (reflections in the dihedral group are not holomorphic in this case), but multiplies automorphisms by six due to the introduction of a copy of E . \square

Lemma 1.6. *In addition to the conclusions of the previous lemmas, we may assume that the valence of each vertex of the dual graph is no greater than four, and the elliptic valence is no greater than three.*

Proof. At a vertex with two or more rational and two or more elliptic neighbors, split the vertex into two rational vertices connected by a single edge, and distribute the elliptic vertices around one, and the rational vertices along another.

If the valence at some vertex of the dual graph is greater than four and all neighbors are all rational:

1. If there is an even number $2n$ of isomorphic neighbors, group them into n groups of two and split these n groups off the vertex in question.
2. If there is an odd number $2n + 1$ of neighbors, replace the hub with two rational curves meeting in a node, one connected to three of the spokes (all chosen to be isomorphic if possible), and the other connected to $2n - 2$, and apply the previous construction to the $2n - 2$ branch.

In case one, graph symmetry of $2n$ isomorphic spokes coming out of a hub \mathbf{P}^1 contributes $2n$ automorphisms, but breaking into pairs gives 2^n , plus a global involution of the chain. If not all $2n$ spokes are isomorphic, there is still a net gain in automorphisms by pairing them as symmetrically as possible. The argument for case two is similar. Note that we do not do case one when there are exactly four neighbors: if all four bear isomorphic subtrees, indeed, we should break the four neighbors into pairs to increase automorphisms. However, when three bear isomorphic subtrees and the fourth does not, we cannot increase the number of automorphisms by splitting up the tree. After breaking into symmetric pairs as much as possible, we may still have high valence, but the branches around a vertex of high valence will be mutually non-isomorphic, so the vertex may be split arbitrarily (maintaining stability of the curve) and the splitting will not affect automorphisms.

We now consider the cases:

1. There is a vertex with a single rational neighbor and multiple elliptic neighbors.

2. There is a vertex with a single elliptic neighbor and multiple rational neighbors.

In case one, if the number of elliptic neighbors is greater than three, distribute them around extra rational branches according to the recipe given above for reducing rational valence. In case two, if there are more than three rational neighbors, sprout extra rational branches and distribute these according to the procedure given above. \square



Figure 3: Illustrating Lemma 1.6

Definition 1.7. A stable curve is *simple* if

1. its components are all copies of E or \mathbf{P}^1 ,
2. its dual graph is a tree with all leaves elliptic and all other vertices \mathbf{P}^1 ;
3. the valence of each vertex is no greater than four, and the elliptic valence is no greater than three;
4. at a point of valence four, either the rational valence is one and elliptic three, or the rational valence is four.

By Lemmas 1.2-1.6, there exists a maximally symmetric simple stable curve of genus g . The algebraic contribution to the automorphism group of a genus g simple curve is 6^g , and the rest comes from certain automorphisms of the graph.

Definition 1.8. An *algebraic automorphism* of a dual graph of a stable curve is an automorphism of the graph which is induced by an automorphism of the curve.

Note that there is a gap between graph automorphism and algebraic automorphism: a graph which is three spokes centered around a hub has automorphism group S_3 , but if this graph is the dual graph of a curve whose spokes correspond to copies of E and whose hub is \mathbf{P}^1 , the automorphism group is the group of holomorphic permutations of three points on the line, which is cyclic. If we have n branches of a tree which are all isomorphic, and we want to unite them around a root, we always tacitly attach them to the n th roots of unity so they may be permuted cyclically. If this root must be attached elsewhere in the tree, we attach at most two other branches at zero and infinity. This is the maximal amount of algebraic symmetry allowable. Valence reduction can be used in many cases to avoid worse situations. If two or more mutually non-isomorphic collections of isomorphic branches are glued to a root, this root should be replaced with a chain and the various isomorphic branches redistributed, since the automorphisms of \mathbf{P}^1 cannot always permute two finite sets independently.

Under the assumption of simplicity, elliptic components are distinguished from rational components by occurring as leaves on the tree, so we need not count automorphisms of the dual graph as a weighted graph. Therefore, the problem of finding a maximally symmetric stable curve has been reduced to finding a maximally algebraically symmetric graph of a certain type.

Theorem 1.9 (Main Theorem). *In genus g , a maximally symmetric curve may be constructed as follows:*

1. if $g = 2$, two copies of E glued at a point;
2. if $g = 3 \cdot 2^n + a$ for some $a < 2^n$ and $n \geq 0$, the graph is three binary trees attached to a central node which also has a branch which is a maximally symmetric graph of a genus a curve;
3. if $g = 4 \cdot 2^n + b$ for some $b < 2^{n+1}$ and $n \geq 1$, the graph is four binary trees, two attached on one side of a chain of length three (two if $b = 0$) and two on the other, with a maximally symmetric graph of a genus b curve attached to the middle vertex of the chain.

(See Figure 4). Here when $a = 1$ or $b = 1$, a maximally symmetric genus one curve is assumed to be a copy of E . See Figure 5 for how the appendages a and b are attached (stabilization may be required after attaching certain appendages). In case one, the automorphism group has order $\frac{3}{8} \cdot 2^{3 \cdot 2^n} \cdot \text{Aut}(A)$ and in case two the automorphism group has order $\frac{1}{2} \cdot 2^{4 \cdot 2^n} \cdot \text{Aut}(B)$, and explicit formulas can be computed for $\text{Aut}(A)$ and $\text{Aut}(B)$ recursively. See 2.8 for a more precise statement.

Remark 1.10. In Section 3, it will be convenient to think of the third case given in the theorem as a single binary tree with 2^{n+2} nodes attached to an appendage b , but the picture is a little clearer thinking of four smaller binary trees.

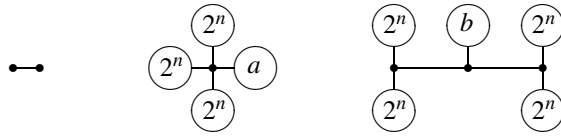


Figure 4: Illustrating the three cases of the Main Theorem

The proof of this theorem is graph-theoretic and deserves its own section.

2 Proof of the Main Theorem

Definition 2.1. A tree with g tails is called *optimal* if its algebraic automorphism group is maximal among those of trees with g tails.

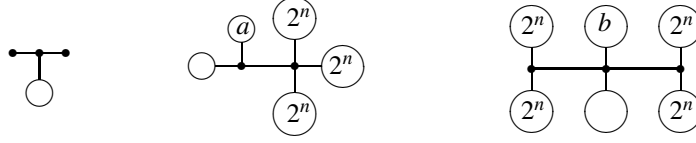


Figure 5: Attachment rules for attaching appendages of types 1-3, from left to right, to a tree (denoted by an empty circle).

A tree has either an edge or vertex which is invariant under the action of the automorphism group (see Corollary 2.2.10 of [2]). If a vertex is invariant, it will be called a *root* of the tree. If an edge is invariant, call it a *virtual root*. If no confusion is possible, either one will be called a *root*. We will actually need something a little stronger:

Lemma 2.2. *If G is a tree of finite diameter n , then all geodesics of length n have the same middle vertex if n is odd, or a common middle edge if n is even.*

Proof. This is Exercise 2.2.3 in [2]. □

Such a vertex (edge) will be called an *absolute (virtual) root*. Since G is a tree, given any other vertex v of G , there is a unique edge adjacent to v along the geodesic to an absolute (virtual) root. Let G_v denote the subtree of G obtained as follows: remove the edge adjacent to v along the geodesic to an absolute root; G_v is the connected component of what remains containing v .

In the rest of this section, G is always assumed to be the dual graph of a simple stable curve.

Definition 2.3. Given a graph G , let $V(G)$ be the set of vertices of G and $E(G)$ be the set of edges. Let $A(G)$ denote the algebraic automorphism group. Define $o_V : V(G) \rightarrow \mathbf{N}$ by $o_V(v) = \#A(G)v$. When we speak of an element of $A(G)$ acting on an edge, the edge is assumed to be oriented (that is, swapping the endpoints of an edge is considered a nontrivial automorphism of that edge). With this convention, define $o_E : E(G) \rightarrow \mathbf{N}$ by $o_E(e) = \#A(G)e$.

Lemma 2.4. *Suppose G is optimal. Then $\min(o_E) \leq 3$ and $\min(o_V) \leq 2$. Moreover, if $\min(o_E) = 3$, then the graph has a root.*

Proof. First suppose G has an invariant vertex. Then clearly, $\min(o_V) = 1$ is attained at this vertex. Since an optimal graph has valence at most four, the orbit of an edge with this root has at most four elements. If it has four, the tree is composed of four isomorphic branches emanating from this root, and the order of the algebraic automorphism group can be increased by replacing the root with two vertices connected by an edge, each with two of the branches attached. Therefore, in this case, $\min(o_E) \leq 3$.

Now suppose G has no invariant vertex. Then there must be an invariant edge. This edge is either carried in an oriented way onto itself, or the orientation is reversed, so $\min(o_E) \leq 2$. Since the edge is invariant, its endpoints can at most be taken to

each other, so $\min(o_v) \leq 2$ in this case as well. The last assertion follows from this immediately. \square

Lemma 2.5 (Product Decomposition). *Suppose G is a tree with an edge e such that $o_E(e) = 1$. Removing e results in two connected trees G_1 and G_2 . In this case, $A(G)$ decomposes as $A(G_1) \times A(G_2)$. Moreover, if G is optimal, so are G_1 and G_2 .*

Proof. The first part is clear: e is not moved by any automorphism, so any nontrivial automorphism must be an automorphism of G_1 or G_2 (or a composition thereof). The second part is also easy: if G_1 is not optimal, then G_1 (as a subgraph of G) could be replaced by an optimal graph with the same number of tails of G_1 , contradicting optimality of G . \square

The following lemma is the most essential part of the proof. It states that if a vertex v is moved by the automorphism group, then its branches should all be isomorphic (except along the geodesic leading to the absolute root). If not, the various copies of the branches attached to vertices in the orbit of v should be removed and grouped together to increase symmetry. In the proof here and in future proofs, *stabilizing* a graph means removing interior vertices of valence two and combining their edges (collapsing copies of \mathbf{P}^1 that meet the rest of the curve in only two points).

Lemma 2.6 (Terminal symmetry). *Suppose v is a vertex with $o_v(v) > 1$. Then the branches of G_v around v are all isomorphic.*

Proof. The strategy is this: if v is a moving vertex, and has two non-isomorphic branches, these branches also move, and a more symmetric graph can be created by grouping like branches together.

Suppose that there are two vertices v_1 and v_2 adjacent to v in G_v such that $G_{v_1} \not\cong G_{v_2}$. Since v moves, there are other copies of G_{v_i} in the graph G .

Denote by G'_i the tree obtained by removing G_{v_i} and its orbit under the automorphism group of G . Then $A(G)$ surjects onto $A(G'_i)$ with kernel those automorphisms fixing the vertices of G not in the image of G_{v_i} under the action of $A(G)$. The order of this kernel is $|A(G_{v_i})|^{o_v(v_i)}$.

Let G_i denote the stabilization of G'_i . Then $A(G'_i)$ is isomorphic to $A(G_i)$.

Now construct a graph G_i° from G by removing everything from G except the orbit of G_{v_i} and the corresponding geodesics to the absolute root (including the root edge if the absolute root is virtual) and stabilizing the result. Since $G_{v_1} \not\cong G_{v_2}$, G_1 and G_1° are nontrivial, and the sum of their numbers of leaves is the number of leaves of G . Join G_1 and G_1° at their roots (making an appropriate construction when the root is virtual, or when this makes the valence too high at the new root). The resulting graph has more algebraic automorphisms than G , since the order of $A(G_1^\circ)$ is at least $o_v(v_1)|A(G_{v_1})|^{o_v(v_1)}$. This contradicts the optimality of G and proves the lemma. \square

Proposition 2.7 (Doubling Lemma). *An optimal graph with $2g$ leaves can be obtained from an optimal graph with g leaves by replacing each leaf with a vertex attached to two leaves.*

Proof. It suffices to show that an optimal graph with $2g$ leaves has the property that exactly two leaves are connected to a vertex which is connected to any leaves. Such a graph is certainly obtained by “doubling”. Conversely, if such a graph has its tails removed to obtain a graph with g leaves which is not optimal, doubling an optimal graph with g leaves will produce a more symmetric graph with $2g$ leaves.

For reasons of valence, the only configurations of leaves other than two per branch are branches with one leaf or branches with three. By the Terminal Symmetry Lemma and stability of the curve in question, branches with one leaf are not permuted by the algebraic automorphism group: by stability, there must be at least two edges other than the one to the leaf, and removing one on the geodesic to the root leaves a tree with at least one rational branch and one elliptic leaf. If there are an even number of such branches, they may be combined pairwise to increase the order of the automorphism group (remove one leaf and place it on a branch with another, yielding an involution). Therefore in an *optimal* graph, there is at most one such branch.

Now suppose that v_1 is a vertex adjacent to three leaves. We claim that $o_V(v_1) = 1$. Denote by v_0 the vertex one step from v_1 towards the absolute root (if v_1 is the absolute root, the claim is clearly true).

Suppose that $o_V(v_0) > 1$. Then the Terminal Symmetry Lemma implies that all vertices one unit away from v_0 in the tree G_{v_0} are branches with three leaves. By valence considerations, the only possibilities are that G_{v_0} has two branches or three. If there are two branches, split the six leaves into three branches with two leaves each. If there are three, split into the configuration shown in Figure 6. In both cases, the contribution to automorphisms increases, in the first case from 18 to 24, and in the second from 81 to 128. This contradicts optimality, so $o_V(v_0) = 1$.

Now, if there is another branch of G_{v_0} adjacent to v_0 which has three leaves, these could be combined as in the previous paragraph with the leaves around v_1 , contradicting optimality. Hence v_1 is the only branch of G_{v_0} adjacent to v_0 with three leaves, so if it is moved by some automorphism of G , v_0 will follow. This contradicts the fact that $o_V(v_0) = 1$.

Thus branches with an odd number of leaves do not move around the graph. Therefore, they may be broken up to increase symmetry: pairing two branches with a single leaf adds an involution switching the leaves. Pairing a single leaf with a branch with three leaves and splitting into pairs increases the automorphism group by a factor of at least $8/3$. Similarly, two branches with three leaves each can be combined. These constructions contradict optimality of the graph, and we conclude that an optimal graph of even order has exactly two leaves on every branch which has any leaves at all. The proposition is proved. \square

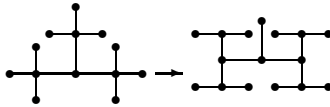


Figure 6: Splitting a 3-3-3 configuration in the Doubling Lemma

Now the preliminaries are in place, and the Main Theorem may be proved.

Proof of Main Theorem. The genus two case is easily checked by hand. The base case for part two is that of genus three, which follows from the fact that there is a unique simple graph among dual graphs of genus three curves. In genus four, there are two simple dual graphs, one of which has more automorphisms than the other. This exhausts the base cases.

The proof proceeds by induction on the number of binary digits of g . Suppose the result is known for g with m or fewer binary digits. The Doubling Lemma then shows that if g has $m + 1$ binary digits and the last digit is zero, the result follows.

So we may suppose that g has $m + 1$ digits and the last digit is one. This implies that $\min(o_E)$ is not two (otherwise there would be an even number of leaves). If $\min(o_E) = 3$, then the tree has a root with three branches which are isomorphic (by Terminal Symmetry). If the root has another branch not isomorphic to the first three, the orbit of the edge leading to this branch would be one, contradicting $\min(o_E) = 3$. Therefore the tree is centered around a root with three isomorphic branches. By Terminal Symmetry, the first set of branches emanating from each of these branches are also all isomorphic. But each of these trees is itself maximal of lower genus. By induction, these must be binary tree branches plus a possible “appendage”. But Terminal Symmetry rules out an appendage (i.e., it shows that appendages should all be grouped together, and not one on each moving branch). This contradicts the fact that the number of leaves is odd, therefore $\min(o_V) \neq 3$.

The only remaining possibility is that when g is odd, $\min(o_V) = 1$, that is, there is an invariant edge. There may be several such edges; let e be an invariant edge where the ratio between the number of vertices on the large side and small side is maximized. Remove this edge and call the larger resulting graph G_1 and the smaller resulting graph G_2 . By product decomposition, $A(G) \cong A(G_1) \times A(G_2)$ and G_1 and G_2 are optimal.

If G_2 has only one vertex, then it contributes nothing to $A(G)$. Therefore, G is obtained from an optimal graph by adding a vertex - this is achieved by adding this vertex to an existing appendage in the most symmetric way possible or creating a new appendage; adding a third leaf to one of the branches of the binary trees will only break symmetry. Therefore, we are done in this case by induction.

If the rational valence of a vertex is r and the elliptic valence is e , we will say the valence of the vertex is (r, e) .

Either G_1 or G_2 has an odd number of leaves. Suppose first that G_1 has an odd number. By the induction hypothesis, G_2 is doubled from a graph with half as many leaves, so it has no vertices of valence $(2, 1)$, $(3, 1)$, or $(1, 3)$. On the other hand, G_1 must have an invariant vertex of one of these three types. Since the edge connecting this invariant vertex to a leaf must be invariant, vertices of valence $(2, 1)$ and $(3, 1)$ do not occur (the ratio of the number of vertices in G_1 to that of G_2 was chosen maximal, and G_2 has at least two vertices). Thus G_1 has a vertex of valence $(1, 3)$, unique by induction. Considering the subtree of G rooted at this vertex shows that G_2 has at most two leaves, otherwise G could be divided at the $(1, 3)$ vertex to yield a higher weight ratio. In this case, however, since the $(1, 3)$ vertex of G_1 is invariant, this subtree can be removed, joined with the branch supporting the two leaves of G_2 , and the leaves redistributed to increase the order of the automorphism group.

Therefore the smaller graph G_2 has an odd number of tails. Previous arguments on G_1 show that G_2 must have three leaves. By induction, we have one of the following

1. G_1 has $3 \cdot 2^n + a$ leaves and is of the form given by the theorem. If $a + 3 < 2^n$, then G fits the form of the theorem: the three leaves of G_2 are part of an appendage. In any case, the appendage of G_1 is itself a nested collection of maximally symmetric trees of the types given, so G_2 is attached to the last of these: therefore the problem reduces to adding a branch with three leaves to an appendage with six leaves: it is easy to see that any such configuration can be rearranged to give more automorphisms, so in fact, a G_2 with three leaves does not occur in this case.
2. G_2 has $4 \cdot 2^n + b$ leaves and is of the form given by the theorem. If $b + 3 < 2^{n+1}$, then G fits as in part one. An argument similar to that given above shows that as a matter of fact, this border crossing does not happen in this case either (in this case, adding a branch with three leaves to one with two does not give an optimal configuration of five leaves).

□

Theorem 2.8. *The order of the automorphism group of a maximally symmetric stable curve of genus g is*

$$6^g \cdot 2^{N(g)} \cdot \left(\frac{3}{8}\right)^{k(g)} \cdot \left(\frac{1}{2}\right)^{l(g)}$$

where $N(g)$, $k(g)$, and $l(g)$ are computed from the binary expansion of g as follows: starting from the left side, look for successive groups of two bits starting with one, disregarding any intermediate zeros; $k(g)$ is the number of groups of the form 11, $l(g)$ is the number of groups of the form 10, $N(g) = g - 1$ if there is a one remaining on the right end after pairing, and $N(g) = g$ otherwise.

Example 2.9. It is worth illustrating the formula with an example. Write 215 in base two as 11010111. There is a group 11 at the far left, then an intermediate zero, then a 10, then a 11, and a “lonely” 1. So $k(215) = 2$, $l(215) = 1$, and $N(215) = 214$.

Proof. Call a number g *special* if after the pairing explained in the statement of the theorem, there is a “lonely” 1 left. Clearly an even number is never special. The optimal graph for a special g has an isolated tail; in other odd genera the last pair is 11, so there is an isolated branch with three leaves.

The following formulas are easily obtained:

- If g is special, $2g$ and $2g + 1$ are not special. Thus $N(g) = g - 1$, $N(2g) = 2g$, and $N(2g + 1) = 2g + 1$; $k(2g) = k(g)$, $k(2g + 1) = k(g) + 1$ and $l(2g) = l(g) + 1$, $l(2g + 1) = l(g)$.
- If g is not special, $2g$ is not special, but $2g + 1$ is. Thus $N(g) = g$, $N(2g) = 2g = N(2g + 1)$, $k(2g) = k(2g + 1) = k(g)$, and $l(2g) = l(2g + 1) = l(g)$.

The proof naturally proceeds by induction on the number of binary digits of g . The base cases $g = 2$ and $g = 3$ are easily checked by hand. Suppose the result is known for $n - 1$ binary digits and that g has n binary digits. If the last bit of g is zero, then the observations above and the Doubling Lemma prove the result.

If $2g + 1$ is not special, then g is special. Doubling G produces an isolated branch with two leaves (i.e. a branch vertex v with $o_V(v) = 1$). By the proof of the Main Theorem, we may go from such a genus $2g$ curve to a maximally symmetric genus $2g + 1$ curve by adding a leaf to the isolated branch. In light of the formulas above, it is easy to check that this gives the desired order of the group.

In the case that $2g + 1$ is special, g is not special, and the extra leaf added in passing from $2g$ to $2g + 1$ is attached to an invariant vertex, and hence adds no automorphisms to the tree. Therefore the formula is also true in this case. \square

3 Description of all maximally symmetric curves

In the previous two sections, we have given one way of finding a maximally symmetric stable curve of genus g . It is natural to ask if the curve found is unique. The first counterexample occurs in genus seven, where there are two maximally symmetric curves, pictured in Figure 7.



Figure 7: Nonuniqueness in genus seven

As the genus increases, even worse nonuniqueness can occur. However, we can describe all maximally symmetric curves of a given genus.

Proposition 3.1. *A maximally symmetric curve of genus g has*

1. *all components \mathbf{P}^1 or E ,*
2. *dual graph a tree with all leaves elliptic and other vertices rational.*

Proof. In all of the reduction steps, we actually gain automorphisms with one exception: reducing valence at a vertex where neighboring vertices are non-isomorphic does not necessarily add any automorphisms. Therefore, conditions of valence are dropped from the conditions of simplicity giving the present result. \square

An inspection of the proof of the Terminal Symmetry lemma shows that the restrictions on valence were not used there. Therefore the Terminal Symmetry lemma may be applied to non-simple curves.

Definition 3.2. The following types of trees will be called *perfect*:

1. Trees with a single node.
2. Binary trees. Call these perfect trees of Type I.
3. A tree with three binary trees attached to a root vertex. Call these perfect trees of Type II.

Lemma 3.3 (Perfect Structure). *Let G_0 indicate the subtree of G fixed by all algebraic automorphisms of G . If G is optimal, then each leaf of G_0 is the root of a perfect subtree of G .*

Proof. Suppose t_0 is a leaf of G_0 which is not the root of a perfect subtree. Since t_0 is a leaf of the fixed subtree, none of its neighbors outside of the fixed subtree are fixed. Then Terminal Symmetry says that the subtrees whose roots are these neighbors (call then v_i) have all isomorphic branches. If a G_{v_i} has more than three isomorphic branches, these branches can be split up to yield a more symmetric graph, contradicting optimality of G . This implies that the G_{v_i} are perfect (by applying the same argument further along the tree).

We now claim that the G_{v_i} are all isomorphic, and that there are at most three of them. The second claim follows from the first, since if all the branches are isomorphic and greater in number than three, they can be rearranged to contradict the optimality of G .

Supposing at least two of the subtrees are non-isomorphic, there are at least two orbits of trees around t_0 . However, since the point of attachment of t_0 to the rest of the invariant tree must be fixed by any automorphism of the \mathbf{P}^1 corresponding to t_0 in the curve. But then there are not enough automorphisms of the \mathbf{P}^1 left to realize every possible graph symmetry. All of the symmetries can be realized by splitting t_0 and rearranging the branches (see Figure 3, thinking of the vertices labelled 0 belonging to one orbit, and those labelled 1 belonging to another), contradicting optimality. Therefore all of the subtrees are isomorphic and there are at most three.

The lemma follows, since these subtrees themselves are perfect. \square

The following definition, especially the last condition, serves to isolate the binary pairs 10 and 11 occurring in the proof of the Main Theorem. The exception in the last item is necessary to note: without it, there is no strict optimal graph in genus eleven. The upshot of the definition here and the proofs below is that the behavior in genus seven and eleven somehow is the whole picture.

Definition 3.4. Call a tree G *strict optimal* if

1. G is the union of the fixed subtree G_0 and k perfect subtrees G_i whose roots are on G_0 ; index the G_i so that their numbers of tails N_i are decreasing;
2. the roots of the G_i are the leaves of G_0 ;
3. the valence at interior vertices of G_0 is exactly three;
4. $N_i \geq 4N_{i-1}$ for $i = 2, \dots, k$ except when G_i is Type I with 2^{s+3} and G_{i-1} is Type II with $3 \cdot 2^s$ leaves.

Lemma 3.5. *A strict optimal tree is optimal.*

Proof. This follows from Product Decomposition (the automorphism group of a strict optimal tree is the direct product of the automorphism groups of its subtrees rooted at leaves on the invariant tree) and the last condition in the definition of strict optimal, which allows us to compute the order of the automorphism group of a strict optimal tree and see that it has the value given in 2.8 \square

Definition 3.6. If an optimal graph has two perfect subtrees G_i and G_j with 2^{s+2} and $3 \cdot 2^s$ leaves, respectively, we define a *neutral move*: remove a perfect subtree with 2^s leaves from G_j (leaving it a binary tree with 2^{s+1} leaves) and attach it to a different vertex of G_0 , splitting an edge with a new vertex if necessary to keep valence low (note in particular that a neutral move for a given tree is not unique). Now attach the rest of G_j (the aforementioned binary tree) at the root of G_i , resulting in a perfect subtree with $3 \cdot 2^{s+1}$ leaves. This process will tacitly be followed by any stabilization of the graph necessitated by bad choices.

This definition is easier to grasp with the examples of nonuniqueness in genus seven in mind. The left hand example in Figure 7 is a strict optimal tree. Its invariant subtree is the lower central segment, bearing a perfect subtree with six leaves, and one with a single leaf. This satisfies the inequalities in the definition of strictness. The right hand example has its most central vertical segment as invariant subtree, bearing perfect subtrees with four and three leaves. This violates strictness. Here we are in the situation of the previous definition with $s = 0$. Remove the highest vertical edge in the figure and place it at the lower vertex of the invariant tree. All neutral moves are obtained by “doubling” this move.

Proposition 3.7. *A neutral move preserves the order of the algebraic automorphism group of the graph.*

Proof. Using the Doubling Lemma backwards, the situation of the definition of neutral move reduces to the case of subtrees of orders three and four, where the explanation of the genus seven example clearly shows that the automorphism group does not grow or shrink. \square

The following theorem shows that the Main Theorem is close to giving all maximally symmetric curves. The motivation is trying to reverse the formula of Theorem 2.8. Pairing binary digits, we try to reconstruct the tree. A neutral move occurs when a odd-length sequence of ones (three or more) occurs in the binary expansion. The proof follows slightly different lines.

Theorem 3.8. *Every maximally symmetric genus g curve has either a strict optimal dual graph, or its dual graph can be made strict optimal by a sequence of neutral moves, valence reduction, and stabilization.*

Proof. Clearly a maximally symmetric curve must have an optimal graph. As previously, denote the subtrees rooted at leaves of the invariant tree G_0 by G_1, \dots, G_k , ordered so that the number of leaves in these subtrees is decreasing. Since the G_i are

rooted at invariant nodes, no two have the same number of leaves: if they did, since they are perfect, they would be isomorphic, and the graph could be rearranged to be more symmetric. Therefore $N_1 > N_2 > \dots > N_k$. Also, we have $A(G) = \prod_{i=1}^k A(G_i)$.

By induction, we may remove the subtree G_1 and assume that the tree remaining is optimal and satisfies the conclusion of the theorem.

If G_1 is perfect of Type II, $N_1 = 3 \cdot 2^s$ and either

1. G_2 is of Type I, $N_2 = 2^p$. Then $p \leq s+1$; if $p = s+1$ or $p = s$, we are not optimal (“undouble” down to the case three versus two or three versus one and note that we may rearrange). Therefore $N_1 \geq 6N_2 > 4N_2$.
2. G_2 is of Type II, $N_2 = 3 \cdot 2^p$. Then $p \leq s-1$, and an undoubling argument shows that if $p = s-1$, then G is not optimal as in the first case. Therefore again, $N_1 \geq 4N_2$.

Thus if G_1 is of Type II, G is strict optimal by induction.

Now if G_1 is Type I with $N_1 = 2^{s+2}$ leaves (the case $g = 2$ is clear), again, either

1. G_2 is of Type I; $N_2 = 2^p$ and $p < s+1$ (by optimality), so $N_1 \geq 4N_2$.
2. G_2 is of Type II; $N_2 = 3 \cdot 2^p$. This divides into further cases:
 - (a) $p < s-1$: $N_1 \geq 4N_2$.
 - (b) $p = s-1$: $N_1 = \frac{8}{3}N_2$: this is the “exception” in the condition of strictness.
 - (c) $p = s$: do a neutral move to change N_1 to $3 \cdot 2^{s+1}$ and N_2 to 2^s . Then in the new tree, $N_1 \geq 4N_2$.

Having achieved the numerical condition, it is easy to achieve valence three at every interior vertex of the fixed tree. If a perfect subtree is attached to an interior node, it may be branched out so it is rooted at a leaf (the new edge will also be invariant). \square

Remark 3.9. In many cases, the number of maximally symmetric curves is finite (in some cases, notably $3 \cdot 2^n$ and 2^n it is unique). But there are cases where there is a positive dimensional family of maximally symmetric curves (exactly when $k(g) + l(g) + g - N(g) - 3$ is positive, in which case this quantity is the dimension of the family of maximally symmetric stable curves). The easiest example to see is probably in genus $1 + 4 + 16 + 64$. By the Main Theorem, a maximally symmetric curve is constructed by first arranging a binary tree with 64 leaves, then attaching to its root a maximally symmetric genus $1 + 4 + 16$ curve, and so on. In the end, there is a root connected to binary trees with one, four, sixteen, and sixty-four leaves. This root could be split, as in the previous theorem to yield strict optimal trees (note in particular that strict optimal trees are not unique in a given genus), but this does not affect automorphisms, so we might as well keep all four branches tied to a single root. However, the automorphism group of \mathbf{P}^1 is only three-point transitive, so after attaching the first three branches, there are infinitely many choices for the point of attachment of the fourth branch.

References

- [1] J. Harris and I. Morrison. *Moduli of curves*. Springer-Verlag, New York, 1998.
- [2] J.P. Serre. *Trees*. Springer-Verlag, Heidelberg, 1980.