

MODULI SPACE ACTIONS ON THE HOCHSCHILD CO-CHAINS OF A FROBENIUS ALGEBRA I: CELL OPERADS

RALPH M. KAUFMANN

Abstract. This is the first of two papers in which we prove that a cell model of the moduli space of curves with marked points and tangent vectors at the marked points acts on the Hochschild cochains of a Frobenius algebra. We also prove that there is a dgPROP action of a version of Sullivan Chord diagrams which acts on the normalized Hochschild cochains of a Frobenius algebra. These actions lift to operadic correlation functions on the cocycles. In particular, the PROP action gives an action on the homology of a loop space of a compact simply connected manifold.

In this first part, we set up the topological operads/PROPs and their cell models. The main theorems of this part are that there is a cell model operad for the moduli space of genus g curves with n punctures and a tangent vector at each of these punctures and that there exists a CW complex whose chains are isomorphic to a certain type of Sullivan Chord diagrams and that they form a PROP. Furthermore there exist weak versions of these structures on the topological level which all lie inside an all-encompassing cyclic (rational) operad.

Introduction

Recently the operations of cells on the Hochschild complex of associative algebras have been intensely studied. There are three main sources for this interest. The first is Deligne's conjecture which has been solved in various ways [K3, T, MS1, MS2, MS3, V, KS1, MS2, BF, K2] together with its generalization to A_1 -algebras and to the cyclic case using the framed little discs operad [K3] in conjunction with Frobenius algebras. The second source is the string topology of Chas and Sullivan [CS, V2, CJ, C, CG, Ch, Me, S1, S2], and lastly the third source are considerations of D-branes in open/closed string theory as deformations of the Hochschild complex see e.g. [KR, KL1, KL2]¹. See also [KS2, Co] for related discussions of these topics in different settings.

In this paper and its sequel [K4] we prove the following:

Theorem A. The moduli space $M_{g,n+1}^{1^{n+1}}$ of genus g curves with n punctures and a tangent vector at each of these punctures has the structure of a rational

¹A more extensive discussion of these links is given in [K4].

cyclic operad. This structure induces a cyclic dg operad structure on a cell model computing the cohomology of $M_{gm+1}^{1^{n+1}}$.

Furthermore the cell level operad operates on the Hochschild cochains of a Frobenius algebra. It also yields correlation functions on the tensor algebra of the \mathbb{R} -co-cycles of a differential algebra $(A; d)$ with a cyclically invariant trace $\text{tr} : A \rightarrow \mathbb{R}$ which satisfies $da = 0$ and whose induced pairing on $H = H(A; d)$ turns H into a Frobenius algebra.

The first part of the theorem together with the graph description of this moduli space given below can be taken to say that we define a combinatorial version of conformal field theory.

Furthermore, there is also a PROPic version of this action related to string topology.

Theorem B. There is a rational topological quasi-PROP which is homotopic to a CW complex whose cellular chains are isomorphic as a free Abelian group to a certain type of Sullivan Chord diagrams. These chains form a dg-PROP and hence induce this structure on the Chord diagrams. Furthermore if H is a Frobenius algebra there is a PROPic action on the Hochschild cochains of H that is a dg-action. This dg-action of a dg-PROP on the dg-algebra of Hochschild co-chains naturally descends to an action of the homology of the CW-complex on the Hochschild cohomology of a Frobenius algebra.

Moreover for $(A; d; \text{tr}; H)$ as in Theorem A the action on H is induced by correlation functions on the tensor algebra of A that yield operadic correlation functions on the tensor algebra of the co-cycles of A for any $(A; d)$ as above.

Finally, the BV operator, which is given by the action of the sub-PROP equivalent to the framed little discs operad, acts as in [K3]. Thus the BV operator for the action on the Hochschild cohomology of H is identified with Connes operator B under the identification of the Hochschild cohomology of a Frobenius algebra with its cyclic cohomology of H .

The notions "quasi" and "rational" denote certain weakenings of the axioms which are explained below. The definition of the new notion of operadic correlation functions is contained in the second part [K4]. This notion should be thought of as the correct definition of a dg-algebra $(A; d)$ over a cyclic operad. It is the mathematical incarnation of the fact that OPEs in physics are actually only defined within correlators and only on BRST closed fields. An immediate consequence using Jones' [J] cyclic description of the free loop spaces and its S^1 -action then is

Corollary. When taking field coefficients, the above action gives a dg-action of a dg-PROP of Sullivan Chord diagrams on the E^1 -term of a spectral sequence converging to $H(LM)$, that is the homology of the loop space of a simply connected compact manifold, and hence induces operations on the homology of the loop space.

Lastly, there is a version of these statements in the case where $(V; d)$ is a vector space with a differential pairing $h; i$ that is symmetric such that $8v; w \in V : h(dv; w) + h(v; dw) = 0$ and $h; i$ is nondegenerate on $H = H(V; d)$ which is finite dimensional.

Theorem C. The operads and PROPs above also act on the tensor algebra TV of a triple $(V; d; h; i)$ as specified above and yield operadic correlation functions for the co-cycles of TV .

This action is different from the algebra case of Theorems A and B, making the result interesting in its own right. Furthermore, this action "descends" to an action of the stabilized arc operad, which forms a spectrum [K5].

The proof of these facts consists mainly of two steps. First defining the respective topological objects and then defining their actions.

The first step which is the content of this paper is actually quite involved, since there are several natural generalizations of the operads Cact and Cacti (see [K1]) yielding the Gerstenhaber and BV structures and several types of chain level models for them. The most notable ones are the Arc operad of [KLP] and its subspace $\text{Arc}_\#^0$ consisting of quasi-illing arc families on surfaces without punctures. We prove below that the space $\text{Arc}_\#^0$ is isomorphic to the moduli space of genus g curves with n punctures and a tangent vector at each of these punctures modded out by the action of $R_{>0}$ which scales all the tangent vectors simultaneously. Other generalizations are isomorphic to different versions of metric Sullivan-Chord diagrams as we explain below.

The reader who is mainly interested in how the action is defined and wants to forgo the geometric topological and algebraic topological constructions of the various relevant operads and PROP can skip ahead to the second part [K4].

In this part, we will systematically extend and augment the operad structure of Arc and use these topological structures to induce operations on the chain level. The results are novel operadic and PROPic structures associated to various restrictions and extensions of the moduli space $M_{g,n+1}^{1^{n+1}}$ on the topological and chain level. The elements of Arc or better of its ambient CW complex A can be thought of as metric graphs on a surface with boundaries and one marked point on each boundary, where the set of these points is equal to the set of the vertices of the graph. Arc is then the subset where all boundaries are "hit" that is none of the vertices has valence 0. Although Arc is an operad, $\text{Arc}_\#^0$ is only an operad on a dense subset. The cause of this is that on a codimension 1 subset the gluing defined in the ambient Arc will lead outside of $\text{Arc}_\#^0$. Thus we are lead to consider rational topological operads, that is operads whose gluings are defined on dense open subsets. Since the "bad" part is of codimension at least one, this structure, however, descends to a true operad structure on the chain level for suitable chains.

In order to go into the PROP framework, we need to distinguish the boundaries as $\backslash \text{in}$ and $\backslash \text{out}$ boundaries. The resulting space which accommodates the extra markings is denoted by $\text{Arc}^{i=o}$. There are then natural restrictions which can be imposed on the graphs. The first is allowing edges only between $\backslash \text{in}$ and $\backslash \text{out}$; this space will be called $\text{Arc}^{is=o}$. Only barring edges from $\backslash \text{in}$ to $\backslash \text{in}$, we obtain a subspace which will be called $\text{Arc}^{i=}$. These spaces naturally form dioperads. In the dual graph terminology they correspond to various generalizations of Sullivan Chord diagrams. We include a discussion of the several versions of Sullivan Chord diagrams along with their dual representation within Arc that appear in this context and in the literature [CS, S1, S2, CG, TZ], see x1.4. When trying to upgrade them to PROPs one has to allow the gluing of all $\backslash \text{in}$ boundaries to all $\backslash \text{out}$ boundaries. This poses too many conditions to make the gluing associative on the topological level. As in [K1] this situation can be remedied by weakening the notion of a PROP to that of a quasiPROP that is a PROP in which the associativity holds up to homotopy. The largest subdioperad of $\text{Arc}^{i=o}$ for which this strategy works is actually $\text{Arc}^{i=}$. Again, for suitable chains the induced chain level structure is a PROP in the strict sense.

There is an even finer structure than the $\backslash \text{in}/\backslash \text{out}$ distinction which is given by an angle marking. Using angle markings we obtain an all encompassing rational operad. Here the angles refer to the angles of the arc graphs which define elements of the Arc operad and the marking takes values in $\mathbb{Z}=2\mathbb{Z}$. The space of the elements of Arc together with an angle marking is called Arc^\backslash .

Considering the dg-structure of the PROP action, we will see in [K4], that we also have to extend the gluings of the Arc operad to its ambient CW complex A (we give these constructions in x2). The subspace of A of arcs which only run from $\backslash \text{in}$ to $\backslash \text{out}$ but also all $\backslash \text{in}$ boundaries are hit is called $\overline{\text{Arc}}^{is=o}$. Keeping with the theme of angle markings the space A^\backslash is the space of all elements of A with additional angle markings.

Armed with these notions we can state a first omnibus theorem summing up essential results for the topological objects of interest.

Theorem D. We have the following topological structures:

- (1) The subspace $\text{Arc}_\#^0$ of Arc is a cyclic rational topological operad. This induces the structure of a cyclic rational topological operad on the spaces $M_{g,n+1}^{1^{n+1}}$.
- (2) $\text{Arc}^{i=}$ is a topological quasiPROP containing $\text{Arc}^{is=o}$ as a topological subquasiPROP. This induces quasiPROP structures on the respective versions of metric Sullivan Chord diagrams.
- (3) Arc^\backslash is a cyclic rational topological operad. It "contains" all of the above in the sense that all the structures can be derived from the gluing in Arc^\backslash .

- (4) $\overline{\text{Arc}}^{is, \circ}$ is a quasi{PROP structure extending that of $\text{Arc}^{is, \circ}$. This induces a quasi{PROP structure on the extension of Sullivan{Chord diagrams for which we define the action on the Hochschild co{chains.
- (5) There exists a CW complex $\overline{\text{Arc}}_1^{is, \circ}$ which is homotopy equivalent to $\overline{\text{Arc}}^{is, \circ}$. It can be endowed with the structure of a quasi{PROP that is homotopic to the quasi{PROP structure of $\overline{\text{Arc}}^{is, \circ}$.

The same results hold for the restrictions to surfaces with no punctures and to genus zero surfaces as well as the intersection of these conditions.

The main spaces of interest in the sequel will be $\text{Arc}_{\#}^0$ and $\overline{\text{Arc}}^{is, \circ}$. As stated above the latter has a CW model $\overline{\text{Arc}}_1^{is, \circ}$. This model is the generalization of Cacti^1 of [K1] to the PROP setting. The space $\text{Arc}_{\#}^0$ yields the moduli{space operations expected for instance from a D{brane point of view and $\overline{\text{Arc}}^{is, \circ}$ yields String{Topology{type operations, i.e. an PROPic operation of an extension of Sullivan Chord diagrams on the top space of a simply connected manifold. Here we use the term Sullivan Chord diagram for the contracted version Sullivan Chord diagrams that is diagrams with their ghost edges contracted.

We would also like to mention that there is a generalization $\overline{\text{Arc}}^{i=1}$ of $\overline{\text{Arc}}^{is, \circ}$ where one is also allowed to have arcs running from "out" to "out". This is again a quasi{PROP whose cells give a PROP. It is the generalization of $\text{Arc}^{i=1}$. It turns out, see [K4] that although there is a natural action on the Hochschild co-chains, the action of this object is not dg. There is also a sub{quasi{PROP $\overline{\text{LArc}}^{is, \circ} \subset \overline{\text{Arc}}^{is, \circ}$ which is the generalization of the spineless cacti and a sub{CW complex $\overline{\text{LArc}}_1^{is, \circ} \subset \overline{\text{Arc}}_1^{is, \circ}$ corresponding to it. In [K4] we show that there is a natural action of $\overline{\text{LArc}}_1^{is, \circ}$ that generalizes the \mathbb{Z}_2 action of [MS3].

There is a global object giving rise to all of the needed structures. This is the CW complex \mathcal{A} of angle marked metric arc graphs. This space has the structure of a rational{quasi{modular{operad. Although this is a weak structure when restricted to the different subspaces which we pick out, it induces the structures of cyclic operads, rational operads, quasi-PROPs, etc. we discussed above. In particular this weak structure is more rigid on the cell level and the correlators that induce all the different actions are defined for the cells of \mathcal{A} [K4].

The next step is to form cell models for the spaces in question for which topological structure induce the honest (not "quasi" or "rational") structures on the chain level. An essential tool we use is the filtration on \mathcal{A} by the number of edges of the graph, which gives a filtration of the cells of \mathcal{A} . The gluing rules in Arc respect this filtration, so it is possible to consider the associated graded on the cell level. This for instance gets rid of the codimension one parts which make $\text{Arc}_{\#}$ only be a rational operad.

The essential results used in the sequel for the cell level can be summed up as follows.

Theorem E. We have the following chain level structures:

- (1) The relative chains of Arc in A form a cellular operad $C_o(Arc)$ which is filtered by the dimension of the cells. The associated graded $GrC_o(Arc)$ is also a cyclic operad.
- (2) The suboperad $GrC_o(Arc_\#)$ is a dg-operad. This operad is an operad structure on the collection of graph-complex chain models of the moduli spaces $M_{g,n+1}^{1^{n+1}}$ which calculates their cohomology.
- (3) $CC(Arc)$ is an operad, which contains the relative chains of $GrC_o(Arc)$. The chains $GrC_o(Arc)$ are also naturally embedded.
- (4) $C_o(Arc^{is\circ})$ is a di-operad and a PROP. It is filtered by dimension and the associated graded $GrC_o(Arc^{is\circ})$ is also a di-operad and a PROP. This is a PROP of the version of Sullivan-Chord diagrams relevant for our purposes.
- (5) The cellular chains $CC(Arc_1^{is\circ})$ form a di-operad and a PROP that is a chain model for $Arc^{is\circ}$. This is a cellular realization of the above PROP of Sullivan-Chord diagrams.

Again, the same results hold for the restrictions to surfaces with no punctures and to genus zero surfaces as well as the intersection of these conditions.

These cell models are related via the dual graph construction to the free Abelian groups generated by certain types of ribbon graphs, for instance: $GrC_o(Arc_\#^0) = Rib$, the space of metric marked ribbon graphs and $C_o(Arc_\#^{is\circ}) = Rib^{is\circ}$ that is the perfectly partitioned di-graphs which can be thought of as stabilized Sullivan chord diagrams, see x1.4.

The paper is organized as follows:

In x1, we define the types of graphs and the operations on these graphs which we will need in the sequel. In x2 we start by recalling the constructions of [KLP] albeit in slightly different language using mainly graphs. We go on to generalize these constructions and augment the setting by including a filtration on this space. One of the new results of this section is the construction of a filtered cell level operad built on Arc and its associated graded. The third paragraph x3 then details the identification of the sub-space $Arc_\#^0$ with the moduli space of surfaces with marked points and tangent vectors at the marked points. The tool here is the dual graph construction which turns an element of $Arc_\#^0$ into a marked metric ribbon graph. The first main result of the paper, namely that the associated graded of the cells of $Arc_\#^0$ forms an operad is included in x4. This paragraph also contains the identification of this complex with the relevant graph complex. The last paragraph x5 contains the generalizations to the di-operad and PROP structures discussed in the Introduction. The main link between all the objects are angle

marked arc graphs. The second main result which will be used in the sequel is the construction of cell and CW models for the graphs corresponding to Sullivan Chord diagrams whose action will render the String Topology type operations.

Acknowledgments

We would like to thank the Max-Planck-Institute for Mathematics where this work was started and a good portion of it was written in the Summer of 2005. The two papers received their final form at the MSRI, which we would like to thank for its hospitality in May 2006. It is a pleasure to thank Bob Penner, Ralph Cohen, Jim McCleure, Dev Sinha and Craig Westerland for discussions on various details during various stages of this project.

Conventions

We ask to be a field of arbitrary characteristic. We let n be the set $\{0, \dots, n\}$.

1. Graphs and Ribbon graphs

1.1. Classes of Graphs. In this section, we formally introduce the graphs and the operations on graphs which we will use in our analysis.

1.1.1. Graphs. A graph is a tuple $(V; F; \{\cdot : F \rightarrow F; @ : F \rightarrow V\})$ where $\{\cdot$ is an involution $\{\cdot^2 = \text{id}$ without fixed points. We call V the vertices of \cdot and F the ags of \cdot . The edges E of \cdot are the orbits of the ags under the involution $\{\cdot$. A directed edge is an edge together with an order of the two ags which define it. In case there is no risk of confusion, we will drop the subscripts \cdot . Notice that $f \mapsto (f; \{(f))$ gives a bijection between ags and directed edges.

We also call $F(v) := @^{-1}(v) \subset F$ the set of ags of the vertex v and call $\#F(v)$ the valence of v and denote it by $\text{val}(v)$. We also let $E(v) = \{f; \{(f) \mid f \in F(v)\}$ and call these edges the edges incident to v .

The geometric realization of a graph is given by considering each ag as a half-edge and gluing the half-edges together using the involution $\{\cdot$. This yields a one-dimensional CW complex whose realization we call the realization of the graph.

1.1.2. Ribbon graphs. A ribbon graph with tails is a connected graph together with a cyclic order of the set of ags of the vertex $F(v)$ for every vertex v . A ribbon graph with tails that satisfies $\text{val}(v) \geq 2$ for all vertices v will simply be called a ribbon graph. Notice that we do not require $\text{val}(v) \geq 3$. We will call a ribbon graph stable if it does satisfy this condition.

For a ribbon graph with tails, the tail vertices are $V_{\text{tail}} = \{v \in V \mid \text{val}(v) = 1\}$, the tail edges $E_{\text{tail}}(\cdot)$ are the edges incident to the tail vertices and the tail ags $F_{\text{tail}}(\cdot)$ are those ags of the tail edges which are not incident to the tail vertices.

A graph with a cyclic order of the ags at each vertex gives rise to bijections $y_v: F_v \rightarrow F_v$ where $y_v(f)$ is the next ag in the cyclic order. Since $F = \coprod_v F_v$ one obtains a map $y: F \rightarrow F$. The orbits of the map $N := y^{-1}$ are called the cycles or the boundaries of the graph. These sets have the induced cyclic order.

Notice that each boundary can be seen as a cyclic sequence of directed edges. The directions are as follows. Start with any ag f in the orbit. In the geometric realization go along this half-edge starting from the vertex $@(f)$, continue along the second half-edge $\{(f)$ until you reach the vertex $@(\{(f))$ then continue starting along the ag $y^{-1}(\{(f))$ and repeat.

An angle is a pair of ags $(f; y^{-1}(f))$, we denote the set of angles by \angle . It is clear that $f \mapsto (f; y^{-1}(f))$ yields a bijection between F and \angle . It is however convenient to keep both notions.

1.1.3. The genus of a ribbon graph and its surface. The genus $g(\Gamma)$ of a ribbon graph Γ is given by $2g(\Gamma) = \sum_j V_j - \sum_j E_j + Cyc(\Gamma) = \sum_j Cyc(\Gamma)$ where $Cyc(\Gamma) = \# \text{ cycles}$.

The surface $S(\Gamma)$ of a ribbon graph Γ is the surface obtained from the realization of Γ by thickening the edges to ribbons. I.e. replace each 0-simplex v by a closed oriented disc $D(v)$ and each 1-simplex e by $e \times I$ oriented in the standard fashion. Now glue the boundaries of $e \times I$ to the appropriate discs in their cyclic order according to the orientations. This is a surface whose boundary components are given by the cycles of Γ . The graph Γ is naturally embedded as the spine of this surface $S(\Gamma)$. Let $\tilde{S}(\Gamma)$ be the surface obtained from $S(\Gamma)$ by filling in the boundaries with discs. Notice that the genus of the $\tilde{S}(\Gamma)$ is $g(\Gamma)$ and $\chi(\tilde{S}(\Gamma)) = 2 - 2g(\Gamma)$.

1.1.4. Marked ribbon graphs.

Definition 1.1. A ribbon graph together with a distinguished cycle c_0 is called treelike if

- i) the graph is of genus 0 and
- ii) for all ags either $f \in c_0$ or $\{(f) \in c_0$ (and not both).

In other words each edge is traversed exactly once by the cycle c_0 . Therefore there is a cyclic order on all (non-directed) edges, namely the cyclic order of c_0 .

Definition 1.2. A marked ribbon graph is a ribbon graph together with a map $m_k: \text{cycles} \rightarrow F$ satisfying the conditions

- i) For every cycle c the directed edge $m_k(c)$ belongs to the cycle.
- ii) All vertices of valence two are in the image of m_k , that is $8v; \text{val}(v) = 2$ implies $v \in \text{Im}(m_k)$.

Notice that on a marked treelike ribbon graph there is a linear order on each of the cycles c_i . This order is defined by upgrading the cyclic order to the linear order \prec_i in which $m_k(c_i)$ is the smallest element.

1.1.5. Labelling and marking graphs. A labelling of the edges of a graph by a set S , is a map $E \rightarrow S$. A labelling of a ribbon graph by a set S is a map $\text{Lab}(\text{cycles of } g) \rightarrow S$, we will write $c_i = \text{Lab}^{-1}(i)$. An angle marking by S is a map $m k^{\setminus} : \setminus \rightarrow S$.

Notation 1.3. We will write $\text{Rib}_{h,g}$ for the set of marked ribbon graphs of genus g with n boundary cycles and, by abuse of notation, also for the free Abelian group generated by this set.

We set $\text{Rib} = \bigoplus_{n,g} \text{Rib}_{h,g}$, and we will again not distinguish in notation between the set Rib , the free Abelian group generated by it, and the set $\text{fq}_g \text{Rib}_{h,g} : n \geq 2, Ng$ to avoid unnecessary clutter. We also write $\text{Rib}(n)$ for the set of marked ribbon graphs with $n+1$ cycles together with a labelling by f_0, \dots, f_n of these cycles. Again we also denote the free Abelian group generated by this set as $\text{Rib}(n)$. Finally, to streamline the notation, we will denote the collection $\{\text{Rib}(n) : n \geq 2, Ng\}$ simply by Rib .

The meaning of the symbols will always be clear from the context.

1.1.6. Spineless marked ribbon graphs. A marked treelike ribbon graph is called spineless, if

- i) There is at most one vertex of valence 2. If there is such a vertex v_0 then $\partial(m k(c_0)) = v_0$.
- ii) The induced linear orders on the c_i are compatible with that of c_0 , i.e. $f_i \leq f^0$ if and only if $\{(f^0) \leq_0 \{(f)\}$.

1.2. Operations on graphs. In this section, we will give the basic definitions of the operations on graphs which we will need.

1.2.1. Contracting edges. The contraction $\text{ne} = (V; F; \setminus; \partial)$ of a graph $\text{ne} = (V; F; \setminus; \partial)$ with respect to an edge $e = ff; \{(f)g$ is defined as follows. Let \sim be the equivalence relation induced by $\partial(f) \sim \partial(\{(f))$. Then let $V = V / \sim$, $F = F \setminus ff; \{(f)g$ and $\setminus : F \rightarrow F; \partial : F \rightarrow V$ be the induced maps.

For a ribbon graph the cyclic order is the one which descends naturally.

For a marked ribbon graph, we define the marking of $(V; F; \setminus; \partial)$ to be $\overline{m k}(c) = m k(c)$ if $m k(c) \neq ff; \{(f)g$ and $\overline{m k}(c) = N^{-1}(\overline{m k}(c))$ if $m k(c) = ff; \{(f)g$, viz. the image of the next ag in the cycle.

If there is an angle marking, set $f^0 = N^{-1}(f)$; $f^0 = y(f)$; $g^0 = N^{-1}(\{(f))$ and $g^0 = y(\{(f))$, let $m k^{\setminus}(f^0; f) = a$; $m k^{\setminus}(f; f^0) = b$; $m k^{\setminus}(g^0; \{(f)) = c$ and $m k^{\setminus}(\{(f); g^0) = d$, after the contraction we set $m k^{\setminus}(f^0; g^0) = ad$ and $m k^{\setminus}(g^0; f^0) = bc$, where we use the notation $a = 1 \dots a-2 \dots 2Z=2Z$.

1.2.2. Deleting edges. The graph $\text{ne} = (V; F; \setminus; \partial)$ obtained by deletion of an edge e of a graph $\text{ne} = (V; F; \setminus; \partial)$ with respect to an edge $e = ff; \{(f)g$ is defined as follows: Set $V = V$; $F = F \setminus ff; \{(f)g$; $\setminus = \setminus$; $\partial = \partial$. That is delete the edge. Notice there might be left over lone vertices if e was the only edge of the respective vertices, also the graph might become disconnected.

If the graph was a ribbon graph the resulting graph again is a ribbon graph using the cyclic order that descends naturally. In the case of a marked ribbon graph, if there was a marking and say $f = m k(c_i)$ for $f \in e$ then we set $m k(c_i) = N^{-1}(f)$ to be the previous ag, otherwise, the marking also descends naturally.

If there is an angle marking and $f \in e$ with $\text{val}(\theta(f)) > 1$, with markings $m k \setminus (f^0; f) = a; m k \setminus (f; f^0) = b$ for $f^0 = N^{-1}(f)$ and $f^0 = y \setminus (f)$ then in new we set $m k \setminus (f^0; f^0) = \overline{ab}$.

1.3. Spaces of graphs with metrics.

1.3.1. Graphs with a metric. A metric w for a graph is a map $E \rightarrow \mathbb{R}_{>0}$. The (global) re-scaling of a metric w by λ is the metric $\lambda w : w(e) = \lambda w(e)$. The length of a cycle c is the sum of the lengths of its edges $\text{length}(c) = \sum_{f \in c} w(ff; (f)g)$. A metric for a treelike ribbon graph is called normalized if the length of each non(distinguished cycle is 1. We will write $M R \text{ib}_{n,g}$ for the set of metric marked ribbon graphs of genus g with n boundary cycles.

1.3.2. Projective metrics. Notice that there is an $\mathbb{R}_{>0}$ action on $M R \text{ib}$ which scales the metric by an overall factor. This action of course preserves the genus and number of boundaries. We set $PR \text{ib} = M R \text{ib} / \mathbb{R}_{>0}$ using the same conventions as in Notation 1.3. The elements of $PR \text{ib}$ are called graphs with a projective metric. Notice that one can always choose a normalized representative for any projective metric. We set $PR \text{ib}_{n,g} = M R \text{ib}_{n,g} / \mathbb{R}_{>0}$.

1.3.3. The space of metric ribbon graphs. We endow these above sets with a topology by constructing $PR \text{ib}(n;g)$ in the standard fashion. That is we realize them as a subspace of the quotient of the disjoint union of simplices by an equivalence relation. For each graph $\gamma \in R \text{ib}(n;g)$ with $\# E(\gamma) = k+1$ we take a k -simplex Δ^k . Using barycentric coordinates for this simplex, a point of this simplex can be identified with a choice of projective weights on the edges. The points of $PR \text{ib}_{n,g}$ can thus be identified with the interior of the disjoint union over all $\gamma : \gamma \in R \text{ib}_{n,g}$. Furthermore the faces of Δ^k correspond to the edges of γ . Now, we use the following identifications: A face of Δ^k is identified with γ_e if $\gamma_e \in R \text{ib}_{n,g}$. We give the resulting space the quotient topology (this is actually a CW complex) and identify $PR \text{ib}$ with the image of the interiors of the Δ^k . Then we give $M R \text{ib} = PR \text{ib} \times \mathbb{R}_{>0}$ the product topology.

1.3.4. Marked ribbon graphs with metric and maps of circles. For a marked ribbon graph with a metric, let c_i be its cycles, let j_i be their image in the realization and let r_i be the length of c_i . Then there are natural maps $\phi_i : S^1 \rightarrow j_i$ which map S^1 onto the cycle by starting at the vertex $v_i = \theta(m k(c_i))$ and going around the cycle mapping each point $\theta \in S^1$ to the point at distance $\frac{r_i}{2} \theta$ from v_i along the cycle c_i . This observation connects

the current constructions to those involving a more geometric definition of Cacti in terms of configurations of circles [V2, K1] and other geometric constructions involving such configurations such as the map Loop used for the Arc operad [KLP]. In particular the treelike ribbon graphs correspond to Cacti and the spineless treelike ribbon graphs correspond to Cact.

1.4. Digraphs and Sullivan Chord diagrams.

1.4.1. Ribbon Digraphs. A ribbon graph a digraph is a ribbon graph together with a $\mathbb{Z} = 2\mathbb{Z}$ labelling of the cycles of $\gamma : i=0 : f$ cycles of $\gamma : \mathbb{Z} = 2\mathbb{Z}$. We call the cycles $i=0^{-1}(0) = : Out$ the outgoing ones and $i=0^{-1}(1) = : In$ the incoming ones. A digraph is said to be of type $(n; m)$ if $\#In = n$ and $\#Out = m$. We will denote the set of these graphs by $Rib^{i=0}$.

A ribbon digraph is called perfectly partitioned, if $i=0(\{f\}) = 1 - i=0(f)$ for every $\gamma \in f$. That is each edge is part of one input and one output cycle. We will call the set of these graphs $Rib^{i=0}$.

A $(S_1; S_2)$ -labelled ribbon digraph is a ribbon digraph together with bijective maps $In \rightarrow S_1$ and $Out \rightarrow S_2$. We denote the induced map on $In \times Out$ by Lab. If $(S_1; S_2)$ is not mentioned, we will use $S_1 = \overline{n}$ and $S_2 = \overline{m}$ as the default indexing sets for a graph of type $(n; m)$.

1.4.2. Sullivan Chord and Ribbon Diagrams. There are many definitions of Sullivan chord diagrams in the literature [CS, S1, S2, CG, TZ]. We will use the following conventions.

Definition 1.4. A Sullivan chord diagram is a marked labelled ribbon digraph which satisfies the following condition:

- i) after deleting the edges of the incoming cycles one is left with a forest, i.e. a possibly disconnected set of contractible graphs.

We denote the set of these graphs by $Chord^{Sul}$ and call them Sullivan Chord diagrams.

A strict Sullivan Chord diagram also satisfies the condition

- ii) It is possible to disjointly embed the incoming cycles as circles into the plane.

We denote this set of graphs by $Chord^{StSul}$.

Remark 1.5. Notice that in a Sullivan chord diagram there are two types of edges, those which belong to the In cycles and those which belong to the tree part. These are also sometimes called ghost edges. The edges of the In cycles are traversed exactly once by the In cycles and once by the Out cycles and the edges. That is if a $\gamma \in f$ is an element of an In cycle, then $\{f\}$ is an element of an Out cycle. The ghost edges are traversed in either direction by Out cycles, that is both f and $\{f\}$ are elements of Out cycles.

If one contracts the ghost edges, one obtains a perfectly partitioned digraph. For this reason perfectly partitioned digraphs are sometimes called reduced Sullivan chord diagrams. Notice though that such a diagram is not

a strict Sullivan chord diagram in the above definition, since the In-cycles will share vertices.

1.4.3. Spaces of di-graphs. To each of these classes of graphs there is the corresponding space of graphs whose elements are the graphs of the given type together with a metric. The notation for these spaces of graphs we will use is to write M in front of the symbol of the graphs, e.g. $M \text{ Chord}^{\text{StSul}}$ and $M \text{ Rib}^{\text{is } \circ}$. These spaces have a natural topology. First to each set of discrete data, such as the labelling and the di-graph labelling we associate a component, and then forgetting this extra data each of these components can be identified with a subspace of $M \text{ Rib}$ defined by the underlying metric graphs.

It is clear that the spaces corresponding to $\text{Rib}^{\text{is } \circ}$ and $\text{Chord}^{\text{StSul}}$ are homotopy equivalent. The homotopy is given by changing the metric, by homogeneously scaling all the lengths of the ghost edges to zero.

We will not use strict Sullivan chord diagrams in this paper and we included them only to make contact with the literature where they do sometimes appear. The following important fact which one can show with some effort characterizes the weak homotopy type of strict Sullivan Chord diagrams.

Claim 1.6. The map $p : M \text{ Chord}^{\text{StSul}} \rightarrow M \text{ Rib}^{\text{is } \circ}$ which contracts all ghost edges is a weak fibration with contractible fibers. Hence $M \text{ Rib}^{\text{is } \circ}$ and $M \text{ Chord}^{\text{StSul}}$ are weakly homotopy equivalent.

2. The Arc operad

In this section, we give a brief review of the salient features of the Arc operad of [KLP] which is reasonably self-contained. The presentation of the material closely follows the Appendix B of [K1]. For full details, we refer to [KLP]. We then go on to define new cell level operads and extensions of the Arc operad structure.

2.1. Spaces of graphs on surfaces. Fix an oriented surface $F_{g,r}^s$ of genus g with s punctures and r boundary components which are labelled from 0 to $r-1$, together with marked points on the boundary, one for each boundary component. We call this data F for short if no confusion can arise.

The piece of the Arc operad supported on F will be an open subspace of a space $A_{g,r}^s$. The latter space is a CW complex whose cells are indexed by graphs on the surface $F_{g,r}^s$ up to the action of the pure mapping class group $\text{PM}C$ which is the group of orientation preserving homeomorphisms of $F_{g,r}^s$ modulo homotopies that pointwise fix the set which is the union of the set of the marked points on the boundary and the set of punctures. A quick review in terms of graphs is as follows.

2.1.1. Embedded Graphs. By an embedding of a graph onto a surface F , we mean an embedding $i : j \rightarrow F$ with the conditions

- i) Γ has at least one edge.
- ii) The vertices map bijectively to the marked points on the boundaries.
- iii) No images of two edges are homotopic to each other, by homotopies fixing the endpoints.
- iv) No image of an edge is homotopic to a part of the boundary, again by homotopies fixing the endpoints.

Two embeddings are equivalent if there is a homotopy of embeddings of the above type from one to the other. Note that such a homotopy is necessarily constant on the vertices.

The images of the edges are called arcs. And the set of connected components of $F \setminus \Gamma$ are called complementary regions.

Changing representatives in a class yields natural bijections of the sets of arcs and connected components of $F \setminus \Gamma$ corresponding to the different representatives. We can therefore associate to each equivalence class of embeddings its sets of arcs together with their incidence conditions and connected components | strictly speaking of course the equivalence classes of these objects.

Definition 2.1. By a graph Γ on a surface we mean a triple $(F; \Gamma; [i])$ where $[i]$ is an equivalence class of embeddings of Γ . We will denote the isomorphism class of complementary regions by $\text{Comp}(\Gamma)$. We will also set $j = j \circ i$. Fixing the surface F , we will call the set of graphs on a surface $G(F)$.

2.1.2. A linear order on arcs. Notice that due to the orientation of the surface the graph inherits an induced linear order of all the arcs at every vertex $F(v)$ from the embedding. Furthermore there is even a linear order on all arcs by enumerating the arcs first according to the boundary components on which their vertex lies and then according to the linear order at that vertex. This induces a linear order on all edges by enumerating the edges by the first appearance of a arc of that edge.

2.1.3. The poset structure. The set of such graphs on a fixed surface F is a poset. The partial order is given by calling $(F; \Gamma^0; [i^0]) \leq (F; \Gamma; [i])$ if Γ^0 is a subgraph of Γ with the same vertices and $[i^0]$ is the restriction of $[i]$ to Γ^0 . In other words, the first graph is obtained from the second by deleting some arcs.

We associate a simplex $\Delta(F; \Gamma; [i])$ to each such graph. Δ is the simplex whose vertices are given by the set of arcs/edges enumerated in their linear order. The face maps are then given by deleting the respective arcs. This allows us to construct a CW complex out of this poset.

Definition 2.2. Fix $F = F_{g,n}^S$. The space $A_{g,n}^{\text{bs}}$ is the space obtained by gluing the simplices $\Delta(F; \Gamma^0; [i^0])$ for all graphs on the surface according to the face maps.

The pure mapping class group naturally acts on $A_{g,n}^{\text{bs}}$. It actually has finite isotropy [KLP].

Definition 2.3. The space $A_{gr}^s := A_{gr}^{0s} = \text{PM C}$.

2.1.4. CW structure of A_{gr}^s .

Definition 2.4. Given a graph on a surface, we call its PM C orbit its arc graph. If Γ is a graph on a surface, we denote by Γ its arc graph or PM C orbit. We denote the set of all arc graphs of a fixed surface F by $\overline{G}(F)$. A graph is called exhaustive if there are no vertices v with $\text{val}(v) = 0$. This condition is invariant under PM C and hence we can speak about exhaustive arc graphs. The set of all exhaustive arc graphs on F is denoted by $\overline{G}^e(F)$.

Notice that since the incidence conditions are preserved, we can set $j_j = j_j w$ where w is any representative and likewise define $\text{Comp}(\Gamma)$. We call an arc graph exhaustive if and only if it contains no isolated vertices, that is vertices with $\text{val}(v) = 0$.

Now by construction it is clear that A_{gr}^s is realized as a CW complex which has one cell for each arc graph of dimension $j_j - 1$. Moreover the cell for a given class of graphs is actually a simplex whose vertices correspond to the arcs in the order discussed above. The attaching maps are given by deleting edges. Due to the action of PM C some of the faces also might become identified by these maps, so that the image will not necessarily be a simplex. The open part of the cell will however be an open simplex. Let $C(\Gamma)$ be the image of the cell and $G(\Gamma)$ be its interior, then

$$(2.1) \quad A_{gr}^s = \bigcup_{\Gamma \in \overline{G}(F_{gr}^s)} C(\Gamma); \quad A_{gr}^s = \bigcup_{\Gamma \in \overline{G}(F_{gr}^s)} G(\Gamma)$$

Let Δ^n denote the standard n -simplex and Δ^n its interior then $G(\Gamma) = \bigcup_{R > 0} \Delta^n_{R > 0} = \bigcup_{R > 0} \Delta^n_{R > 0} = : C(\Gamma)$ which only depends on the underlying graph of Γ .

This also means that the space A_{gr}^s is filtered by the cells of dimension less than or equal to k . We will use the notation $(A_{gr}^s)^{\leq k}$ for the pieces of this filtration.

2.1.5. Elements of the A_{gr}^s as projectively weighted graphs. Using barycentric coordinates for the open part of the cells the elements of A_{gr}^s are given by specifying an arc graph together with a map w from the edges of the graph E to $R_{>0}$ assigning a weight to each edge s.t. the sum of all weights is 1.

Alternatively, we can regard the map $w : E \rightarrow R_{>0}$ as an equivalence class under the equivalence relation of, i.e. $w \sim w^0$ if $\exists \lambda \in R_{>0}$ s.t. $w(e) = \lambda w^0(e)$. That is w is a projective metric. We call the set of $w(e)$ the projective weights of the edges. In the limit, when the projective weight of an edge goes to zero, the edge/arc is deleted.

Thus a typical element $\Gamma \in A_{gr}^s$ can be described by a tuple $(F; [\Gamma]; w)$ where F and Γ are as above, $[\Gamma]$ is a PM C orbit of an equivalence class of embeddings and w is a projective metric for Γ . Alternatively it can be described by a tuple $(\Gamma; w)$ where $\Gamma \in \overline{G}(F)$ and w is a projective metric for the underlying abstract graph Γ .

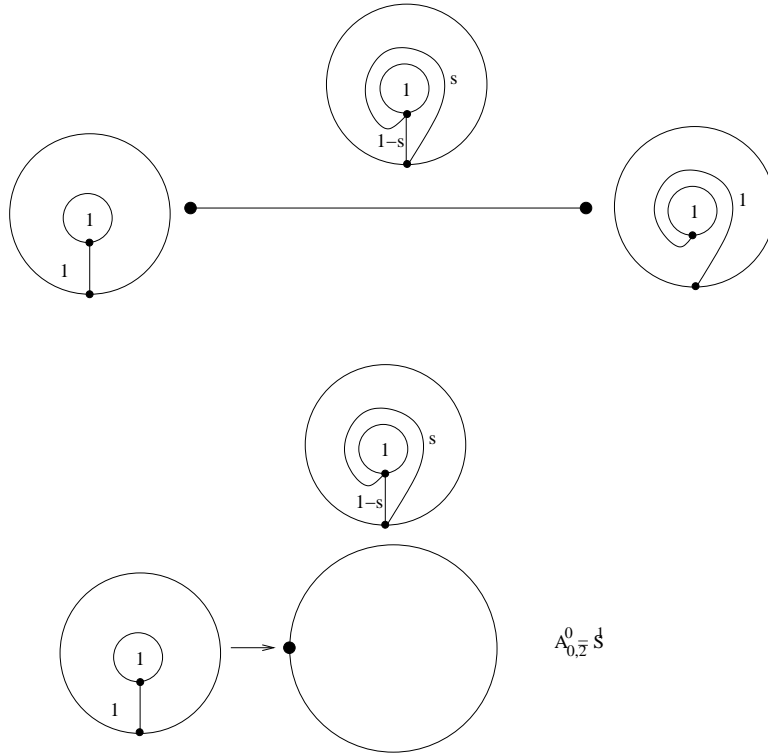


Figure 1. The space $A_{0,2}^0$ is given as the CW decomposition of S^1 with one 0-cell and one 1-cell. It can be thought of as the quotient of the interval in which the endpoints are identified by the action of the pure mapping class group. The generator of $\mathcal{CC}(S^1)$ is called γ .

Example 2.5. $A_{0,2}^0 = S^1$. Up to PMC there is a unique graph with two edges. This gives a one simplex. The two subgraphs lie in the same orbit of PMC and thus the 0-simplices are identified to yield S^1 . The fundamental cycle is given by γ of Figure 1.

2.1.6. Drawing pictures for Arcs. There are several pictures one can use to view elements of A . In order to draw elements them it is useful to expand the marked point on the boundary to an interval or window, and let the arcs end on this interval according to the linear order. Equivalently, one can mark one point of the boundary and let the arcs end in their linear order anywhere but on this point. We will mostly depict arc graphs in the latter manner. See Figure 2 for an example of an arc graph | all arcs running to themarked points| and its alternate depiction with none of the arcs hitting the marked point and all arcs having disjoint endpoints.

Notation 2.6. Since in the following we will always be dealing with arc graphs, we will now omit the over-line in the notation. Hence we will write

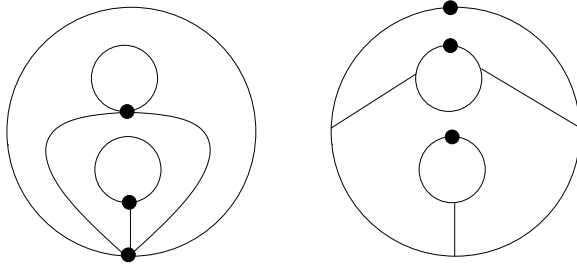


Figure 2. An arc graph and its alternate depiction with disjoint arcs not hitting the marked points on the boundary.

$\in \overline{G(F)}$. We also fix that (Γ) is the underlying graph. Furthermore elements of A_{gr}^s will usually be called α and β . If $\alpha \in A_{gr}^s$ we fix that (Γ_α) , (\mathcal{V}_α) and $w(\alpha)$ are the underlying arc graph, its underlying graph and the projective metric, respectively.

Definition 2.7. We define the Euler characteristic of an element $\alpha \in A_{gr}^s$ to be $\chi(\alpha) = |\text{Comp}(\alpha)| - |\mathcal{E}(\Gamma_\alpha)|$.

Lemma 2.8. The following inequality holds

$$(2.2) \quad \chi(\alpha) \leq \chi(F(\alpha))$$

and the equality holds if and only if the complementary regions are polygons.

Proof. If the complementary regions are polygons, we obtain a triangulation of the surface and hence $\chi(F) = |\mathcal{V}| - |\mathcal{E}| = n + |\text{Comp}(\alpha)|$. There are $|\mathcal{V}| = n$ vertices and $|\mathcal{E}| = n$ edges since the boundaries also count as edges. In this count, the complementary region contributes 1, as it should for a polygon. If the complementary regions would have some topology then their Euler-characteristic would be strictly less than 1 and the Euler-characteristic of the surface would be bigger; whence the claim.

2.2. Topological operad structure.

2.2.1. The spaces $\text{Arc}(n)$. We begin by reviewing the construction of [KLP]. We then recast it into a purely combinatorial way. This will allow us to define the actions of [K4] more simply, but also allow us to show that although $\text{Arc}_\#$ is not an operad on the topological level, it is a rational operad and gives rise to a cellular operad.

Definition 2.9. We define $\text{Arc}_g^s(n) \subset A_{gr,n+1}^s$ to be the subset of those weighted arc graphs whose arc graph is exhaustive. We define $\text{Arc}(n) := \bigcup_{sg \geq 2N} \text{Arc}_g^s(n)$.²

²Unfortunately there is a typo in the definition of $\text{Arc}(n)$ in [KLP] where \bigcup was inadvertently replaced by \lim .

Notice that the spaces $\text{Arc}(n)$ have natural operations of S_n permuting the labels $f_1; \dots; n$ and of S_{n+1} permuting the labels $f_0; \dots; n$. Also notice that the spaces $\text{Arc}_g^s(n)$ inherit the filtration from $\text{Arc}_g^s(n)$. This is also true for their unions $\text{Arc}(n)$ and we will write $\text{Arc}(n)^k$ for these pieces. That is if $2 \text{Arc}(n)^k$ then $\exists (\)^j_{k+1}$.

2.2.2. Topological description of the gluing [KLP]. To give the composite γ_i^0 for two arc families $\gamma = (F; \gamma; [i]; w) \in \text{Arc}(m)$ and $\gamma^0 = (F^0; \gamma^0; [i^0]; w^0) \in \text{Arc}(n)$ one most conveniently chooses metrics on F and F^0 . The construction does not depend on the choice. With this metric, one produces a partially measured foliation in which the arcs are replaced by bands of parallel leaves (parallel to the original arc) of width given by the weight of the arc. For this we choose the window representation and also make the window tight in the sense that there is no space between the bands and between the end-points of the window and the bands. The normalization we choose is that the sum of the weights at boundary i of γ coincides with the sum of the weights at the boundary 0 , we can also ask them both to be one. Now when gluing the boundaries, we match up the windows, which have the same width, and then just glue the foliations. This basically means that we glue two leaves of the two foliations if they end on the same point and then collect together all parallel leaves into one band. Finally, we assign to each band one arc with weight given by the width of the consolidated band. If arcs occur, which do not hit the boundaries, then we simply delete these arcs. We call these arcs or bands "closed loops" and say that "closed loops appear in the gluing".

Theorem 2.10. [KLP] Together with the gluing operations above, the spaces Arc form a cyclic operad.

Lemma 2.11. The gluing operations are compatible with the filtrations, i.e. $\text{Arc}(m)^p \circ_i \text{Arc}(n)^q \subset \text{Arc}(n+m-1)^{p+q}$.

Proof. If k is the number of arcs at the boundary i and l is the number of arcs at the boundary 0 of γ then the number of glued arcs resulting from the operadic composition γ_i is at most $p+q-1$, see the thorough discussion below 2.2.4. Hence the number of arcs of γ_i is at most $p+1-k+q+1-1+k+1-1 = p+q+1$ and hence the claim follows.

2.2.3. Combinatorial description. One can also give a purely combinatorial description of the gluing in which we define the new graph on the glued surface. An example of a gluing is given in Figure 3.

In the first step we normalize as above to make the sums of weights match. The weights of the arcs incident to the boundaries 0 and i then define two partitions P_0 and P_i of the unit interval where each arc incident to the vertices 0 and i corresponds now to a subinterval of length given by the weight of the respective arc.

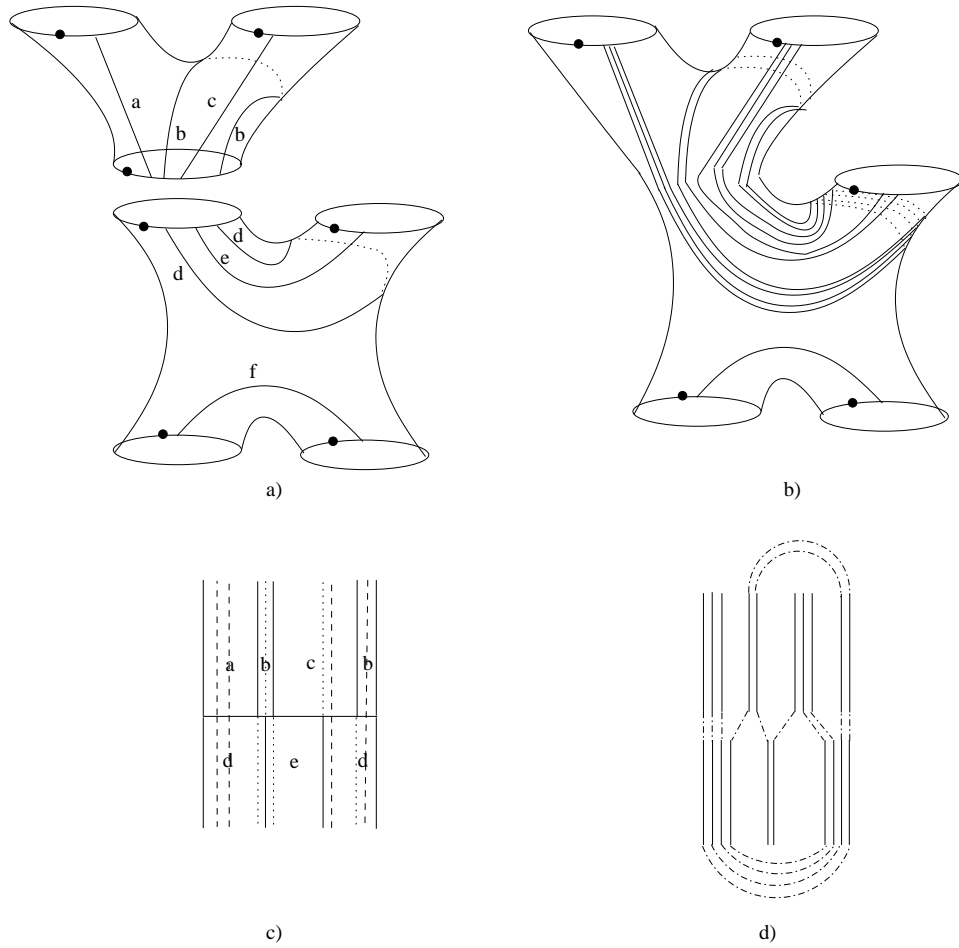


Figure 3. a) The arc graphs which are to be glued assuming the relative weights a, b, c, d and e as indicated by the solid lines in c). b) The result of the gluing (the weights are according to c). c) The combinatorics of cutting the bands. The solid lines are the original boundaries the dotted lines are the first cuts and the dashed lines represent the recursive cuts. d) The combinatorics of splitting, and joining arcs.

Let's first also assume that there are no arcs running from 0 to 0 or from i to i . We will call such arcs recursive. Hence we are for the moment assuming that there are no recursive arcs. Let P be the biggest common sub-partition. If in the common partition P a subinterval I^0 of P_0 or P_1 is subdivided, let f be the tag associated to I^0 and duplicate the edge $e = ff; \{(f)g\}$ so that there are now two copies $e^{(1)}$ and $e^{(2)}$ of e which are embedded to be parallel. Associate the copies $f^{(1)}$ and $f^{(2)}$ of the tag f in their natural order to the intervals of P . Now delete the vertex 0 and all tags of the vertex 0 of

I^0 and the vertex i and all the arcs of the vertex i of P . Then glue the remaining graphs with the duplicated arcs by defining the involution σ on the arcs of this graph by extending the involution induced by the two original arc graphs, by setting $\sigma(u) = v$ if $\{u\}$ and $\{v\}$ correspond to the same subinterval I^0 of the partition P . The weight of such a glued edge is defined to be the length of the subinterval I^0 .

In the case that there are recursive arcs the combinatorics are a little more difficult. We start out as above and will call a biggest com on partition P . A subinterval is called recursive if it belongs to a arc which corresponds to an recursive arc. Now, we have to complete the partitions. This means that if a subinterval is recursive, we have to partition the interval corresponding to $\{f\}$ in the induced orientation just as the interval corresponding to f . This amounts to cutting the band corresponding to the edge $(f; \{f\})$ according to the partition. One might have to iterate this process. The process will stabilize however, since there are only finitely many intervals and cuts; and for that matter only finitely many bands after gluing [KLP]. This will yield a partition P' of the interval. We now proceed with the combinatorics as above. Thus by replicating edges, we obtain two arcs per subinterval of P , one on each side. The glued graph is now defined in three steps. First choose one vertex for each subinterval and define the two arcs incident to the subinterval to be incident to the vertex. Secondly, delete these vertices of valence two and their arcs. Thirdly glue the remaining unpaired arcs to edges using σ which is defined analogously as above.

For the embedding one again uses the window description. After possible duplications the arcs can be arranged to end in the mid-point of the subintervals of P and the embedding is defined by connecting two arcs if their endpoints coincide.

In both cases, there is a last stabilization step, if the edges corresponding to the first and last interval are parallelly embedded, merge them to one edge and define the weight of this edge to be the sum of the weights of the parallel edges.

Notice that this description automatically deletes any closed arcs, viz. bands not hitting the boundaries, that might appear.

Notation 2.12. We wish to fix this terminology. In the gluing of two families there are two possibilities for a non-recursive arc which is glued. It is either split if the arc not incident to the boundary on which the gluing is performed is duplicated or not split if the opposite is the case. If the arc is duplicated, it gives rise to a new angle in the glued graph which we call a split angle.

We also call an arc family twisted at the boundary i if the first and the last arcs incident to the boundary i become parallel if one allows homotopies moving the endpoints around the boundary i . We use the same terminology for the underlying graphs.

2.2.4. Combinatorics of the gluing. For future reference, we wish to detail the combinatorics of the gluing if the weights on the arcs on both the boundaries which are to be glued vary freely.

First we treat the case where there are no arcs running from 0 to 0 or from i to i . Also for them one must assume not both boundaries are twisted. Fix $2 \text{ Arc}(n)$ and $2 \text{ Arc}(m)$ and say Σ has k arcs with freely varying weights on the boundary i and Σ' has l arcs with freely varying weights on the boundary 0 . Then the gluing will generically glue these $k + l$ arcs into $k + l - 1$ arcs, since the generic common partition will have exactly that many components. The combinatorics are hence the decomposition of $\binom{k+l-1}{k-1} = \sum_{i=0}^{k+l-2} \text{Sh}(k; l, i)$ where $\text{Sh}(k; l)$ are the shuffles of type $k; l$. A non-generic situation happens if some of the partition points match up this corresponds passing to the faces of the simplices. This set is at least of codimension one.

If both gluing boundaries are twisted, we generically only obtain $k + l - 2$ arcs since the two outside arcs will always be parallel after gluing.

Now say that there are s arcs running from 0 to 0 and t arcs from i to i . Let k and l be as above. We notice that the number of arcs after gluing is again generically $k + l - 1$ arcs. For this, we notice that the final number of arcs is given by the half the number of replicated tags for the gluing minus the number of tags which run from the boundary back to itself. Or in the notation of 2.2.4, the number of subintervals of P minus half the number of recursive tags. So we are left with one half the number of the non-recursive tags. The number of these tags corresponds to the interval markings or cuts on the respective subintervals. Now counting only these markings, we count each original cut (subinterval of P before the iteration process of 2.2.4) exactly once, since the iteration stops if the opposite side of the interval is non-recursive. The number of these cuts is $k + l$ as above. The indexing of the occurring combinatorics can again be done by $\text{Sh}(k; l)$ as per the original cuts, viz. P , but the topology of the resulting arcs is more complex. Now there are two types of non-generic situations. The first is as above, that is the situation corresponding to the partitioning points matching up. This is again of codimension one. The second is given by bands which form closed loops that are erased. This is actually even of codimension two, since in order for a closed loop to form two of the cuts have to align.

2.2.5. Partial operad structure on A_{gr}^S . We wish to point out that the gluing we defined in [KLP] that is reviewed above extends to a partial cyclic operad structure on $A(n) := q_{S, g} A_{gm+1}^S$. The S_n -action is taken to be the one permuting the labels. The gluings γ_i above are well defined as soon as there are arcs incident to both i and 0 on the surfaces which are glued along these boundaries.

2.2.6. Open-cell cell complex. It is clear by construction that the Arc operad again has a decomposition into open cells.

$$(2.3) \quad \text{Arc}_g^s(n) = q_{-g} = \overline{G}^s(\mathbb{F}_{g^{m+1}}^s) G(-)$$

again $G(-) = R_{>0}^{\mathbb{F}} \stackrel{j}{=} R_{>0} = -\mathbb{F}^{j-1} \stackrel{:=}{=} G(-)$ only depends on the underlying graph of .

We will denote the free Abelian group generated by the $C(-)$ as above by $C_o(\text{Arc})_g^s(n)$. We will write $C_o(\text{Arc})(n) = q_{g;s} C_o(\text{Arc})_g^s(n)$ and $C_o(\text{Arc}) = q_n C_o(\text{Arc})(n)$. We choose the notation to reflect the fact that we are strictly speaking not dealing with cellular chains, however see x3.4.1.

$C_o(\text{Arc})(n)$ is also graded by the dimension of the cells, we will write $C_o(\text{Arc})(n)^k$ for the subgroup generated by cells of dimension k and we will also write $C_o(\text{Arc})(n)^{\leq k}$ for the subgroup of cells of dimension $\leq k$. It is clear that $C_o(\text{Arc})(n)^{\leq k}$ induces a filtration on $C_o(\text{Arc})(n)$ and that the associated graded is isomorphic to the direct sum of the $C_o(\text{Arc})(n)^k$

$$(2.4) \quad \text{Gr} C_o(\text{Arc}) \stackrel{:=}{=} \text{Gr}(C_o(\text{Arc})(n); \cdot)' \bigoplus_k^M C_o(\text{Arc})^k(n)$$

The differential ∂ of $A_{g;r}^s$ also descends to $C_o(\text{Arc})$ and $\text{Gr} C_o(\text{Arc})$ by simply omitting the cells which are not in Arc. Applying the differential twice will kill two arcs, each original summand will either be twice treated as zero or appear with opposite sign as in $A_{g;r}^s$. Hence the differential squares to zero.

2.2.7. Relative cells. The complex $C_o(\text{Arc})_g^s(n)$ and the isomorphic complex $\text{Gr} C_o(\text{Arc})_g^s(n)$ can be identified with the complex of relative cells $CC(A; A \cap \text{Arc})$.

2.3. Operad Structures on the Cell level.

2.3.1. Singular Chains/PL Chains. First it is clear that there are family operations which have as input the singular co-chains of the Arc operad and as output products of these chains. So that if we move to PL-chains, we indeed get an operad action on the chain level. This is the point of view taken in [KLP] where we showed that this cell level operad has a Gerstenhaber-Batalin-Vilkovisky (GBV) structure up to explicitly given homotopies.

2.3.2. Operad structures on the free Abelian group of open cells. There are two operad structures on the open/relative cell level. The first is the more naive induced operad structure on the open cells. And the second one is its associated graded which is more suited for the description of moduli space.

To give the first operad structure notice that as sets

$$(2.5) \quad G(-)_k G(-)_i = q_{i21} G(-)_i$$

for some index set I . This is the case since if a point of $C(i)$ is in the image, the whole cell is, since it is possible to obtain all weights of $\mathcal{G}(i)$ by varying the weights of the $\mathcal{G}(i)$ and $\mathcal{G}(j)$ accordingly, see §2.2.4. By Lemma 2.11 the dimension of the cells $C(i)$ appearing in the image is less or equal to the sum of the dimensions $G(i)$ and $G(j)$. Finally again by §2.2.4 we have cells of the top-possible dimension if and only if not both the boundaries on which one glues are twisted. Lastly, the gluing map between cells is also 1-1 precisely when there is no twisting at both boundaries and there are no closed loops.

Lemma 2.13. The map π_i restricted to $G(i) \times G(j)$ is a bijection onto its image if and only if not both $\mathcal{G}(i)$ is twisted at the boundary i and $\mathcal{G}(j)$ is twisted at the boundary 0 and there are no closed loops. In the case not both boundaries are twisted π_i restricted to the set of metric arc graphs for which no closed loops appear is bijective onto its image.

Proof. For this \times two surfaces $F_{g;r}^s$ and $F_{g^0;r^0}^{0s^0}$ and let $F = F_{g+g^0;r+s^0}^{0s+s^0}$ the surface obtained from F and F^0 by gluing the boundary 0 of F^0 to the boundary i of F and let l the simple closed curve which is the image of the boundaries i and 0 in the glued surface. To avoid too many super- and subscripts set $\text{Arc}(F) = \text{Arc}(F_{g;r}^s) = \mathcal{A}_{g;s}^s$ and likewise for F^0 and F^0 . Assuming that there are no closed loops, the gluing procedure is such, that the preimage of π_i from $\text{Arc}(F) \times \text{Arc}(F^0) \rightarrow \text{Arc}(F^0)$ can be described as follows. Given a weighted arc graph γ on the glued surface F^0 all the preimages that is γ_i, γ_j such that $\gamma_i = \gamma_j$ are obtained by first choosing a point p on the curve l , then cutting the surface F^0 along l and finally merging all the parallel bands which might occur after cutting while summing their weights. Here we allow the point p to "split an arc". By this we mean that given a fixed arc with weight w we draw a parallel arc to this arc (say to the right of the arc) and choose w_1, w_2 with $w_1 + w_2 = w$ and put a point between the two parallel arcs, that is to the right of the original arc. Fixing the cells $G(i)$ and $G(j)$ we see that the choice of the point on l is fixed up to moving the point along l but not crossing any arc. From this description it follows that π_i is injective precisely if this point p does not "split an arc". In the case of closed loops, we see that we cannot detect them on the glued side and that accordingly, the parameters given by their width are free parameters in the preimage.

We will accordingly split the indexing set I of equation 2.5 into I^0 which indexes the cells that are in the image of the gluings which do not exhibit any closed loops and I^0 which indexes the cells whose graphs are obtained by erasing closed loops.

$$(2.6) \quad G(i) \times G(j) = \left(\bigcup_{i \in I^0} G(i) \right) \sqcup \left(\bigcup_{i \in I^0} G(i) \right)$$

We define:

$$(2.7) \quad G(\gamma) \sim_k G(\gamma') := \begin{cases} \sum_{i \in I^0} P_i G(\gamma_i) & \text{if not both } \gamma \text{ is twisted at the boundary } k \\ & \text{and } \gamma' \text{ is twisted at the boundary } 0 \\ \sum_{i \in I^0} 0 & \text{if both } \gamma \text{ is twisted at the boundary } k \\ & \text{and } \gamma' \text{ is twisted at the boundary } 0 \end{cases}$$

in $C_0(\text{Arc})(n)$ where the sign comes from the orientation of the cells given by the enumeration of the arcs.

Lemma 2.14. With the induced operad structure on $C_0(\text{Arc})$ is a cyclic operad which respects the filtration by dimension.

Proof. The fact that the S_n -actions permuting the labels together with the operations defined in equation (2.7) yield an operad structure follows from the observations of the previous paragraph summed up §2.4. The cyclicity under the S_{n+1} action is inherent. The last statement follows from Lemma 2.11.

Corollary 2.15. The set of associated graded spaces $GrC_0(\text{Arc})$ together with the action of the permutation groups on the labels and the operations induced from equation (2.7) form a cyclic operad.

Remark 2.16. Both operad structures are not structures of dg-operads, for the following simple reason. If we glue together two surfaces then on the glued side, the limit in which the weight of all the arcs hitting the separating curve which is the image of the two glued boundaries goes to zero is possibly allowed and possibly contributes to the boundary of the cell. This limit, however, is not allowed for the two components, i.e. the result of this limit does not lie in $\partial G(\gamma) = [G(\gamma)]$. For an example, see Figure 4. Here the two families have trivial boundary individually in $C_0(\text{Arc})$, but their composition has a non-trivial boundary, since the limit where a tends to zero is well defined in Arc .

We wish to point out that this limit is not allowed in $\text{Arc}_\#$, see section §2.4. On the cellular level there are ways to remedy this situation, see §3.1.1.

Let us make the cell level operation on the associated graded explicit. If $C(\gamma) \in \text{Arc}^k(n)$ and $C(\gamma') \in \text{Arc}^l(m)$ we obtain

$$G(\gamma) \sim_k G(\gamma') = \sum_{i \in I} G(\gamma_i) + \sum_{j \in J} C(\gamma_j)$$

for some index sets I and J with $C(\gamma_i) \in \text{Arc}^{k+1}(n+m)$ and $C(\gamma_j) \in \text{Arc}^{l+1}(n+m)$.

Therefore, we get an induced operad structure on $GrC_0(\text{Arc})$ by setting

$$(2.8) \quad G(\gamma) \sim_k G(\gamma') = \sum_{i \in I} C(\gamma_i)$$

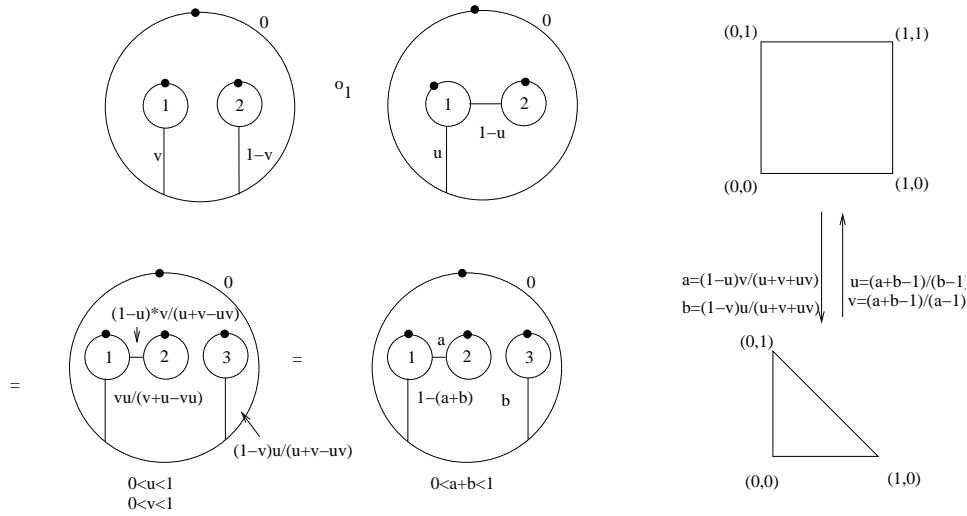


Figure 4. A gluing in $C_0(\text{Arc})$ together with a reparameterization of $(0;1) \times (0;1)$ to the inside of the 2-simplex

where σ is the usual sign obtained from the shuffle of the edges which is induced by the respective shuffle in the product of sub-simplices $\Delta^{k-1} \times \Delta^{l-1}$ as discussed in §2.2.4.

The result of the operation (2.8) is zero exactly if the index set I is empty and this is the case if and only if both σ is twisted at i and τ is twisted at 0 . Otherwise I coincides with the set $\text{Sh}(k; l)$ of $(k; l)$ -shuffles.

An example of the gluing is given in Figure 5. Here the "diagonal" family is of codimension 1 and is included in the open cell gluing while in the graded gluing it is set to zero.

2.3.3. Relative cells. Another way to phrase the graded construction of the last paragraph is that we have defined an operad structure on the relative cells $CC(\mathcal{A}; \mathcal{A} \text{ nArc})$.

2.4. Extending the operadic structure on the cells of A_{gr}^s . We can extend the operad structure on $CC(\mathcal{A}; \mathcal{A} \text{ nArc})$ to a partial operad structure on $CC(\mathcal{A})$. Recall that A_{gr}^s is a CW complex whose cells are indexed by graphs with possibly isolated vertices. We have to define the gluings for the boundaries with isolated vertices. For two arc graphs $(\Gamma; F; [i]); (\Gamma^0; F^0; [i^0])$ we define $\Gamma \circ_i \Gamma^0$ to be given by the induced operation from the topological level if Γ has arcs incident to the boundary i and Γ^0 has arcs incident to the boundary 0 .

There are more extensions which are natural. If either Γ has no arcs incident to the boundary i or Γ^0 has no arcs incident to the boundary 0 or both, then we define the gluing to be the cell labelled by the graph obtained from Γ and Γ^0 by deleting all the edges of Γ^0 incident to the i th boundary and all the edges incident to Γ at the vertex corresponding to the 0 th boundary

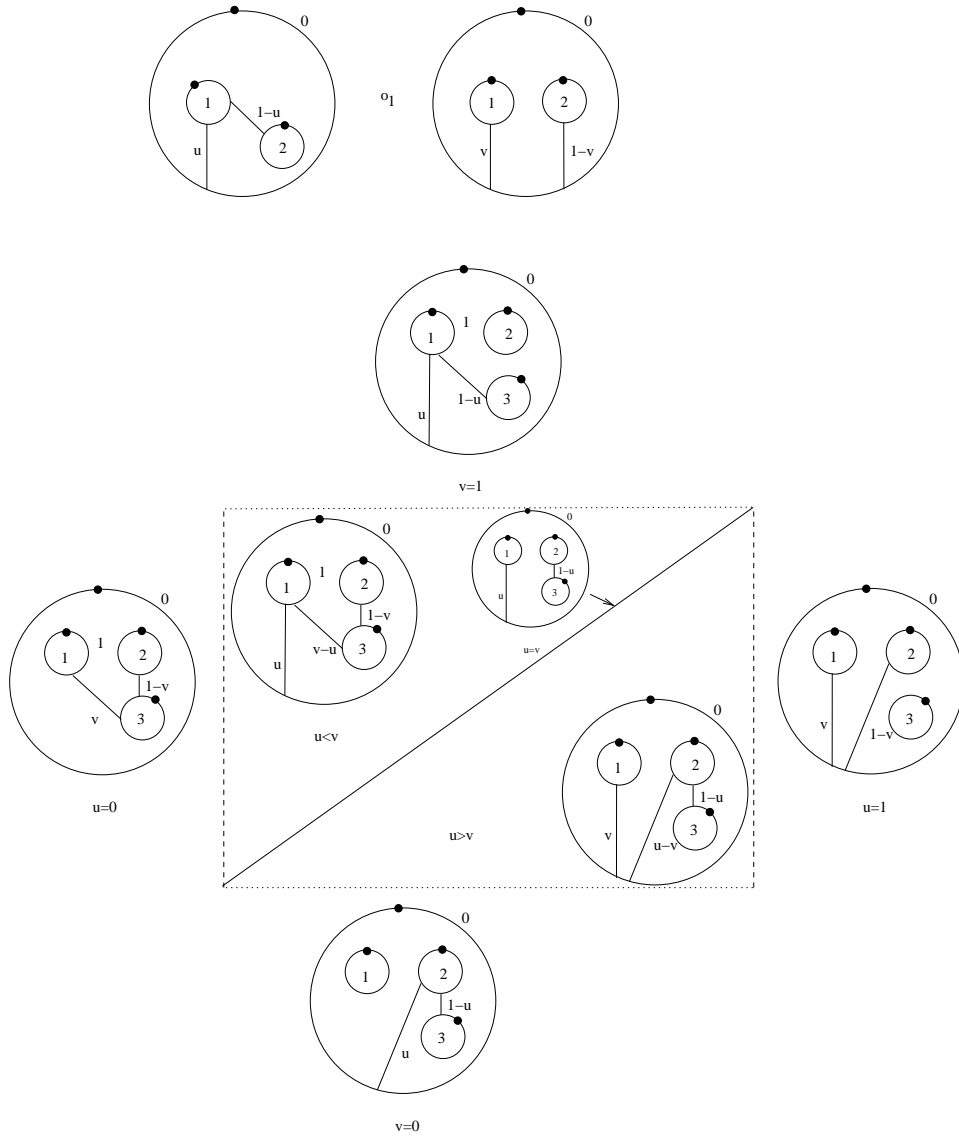


Figure 5. An example of gluing cells. The dashed lines denote the closure of the open cells and the smaller arc graph denotes the codimension one "diagonal" family

and the vertices at these boundaries. This graph is considered to lie on the surface obtained by gluing the boundary 0 of F to the boundary 1 of F^0 .

2.4.1. An operad structure on $CC(\mathbb{A}_{gr}^S)$. We obtain an operad structure on the Abelian groups $CC(\mathbb{A}_{gr}^S)$ by taking the above definition in the cases of both boundaries being hit and both boundaries not being hit and setting to zero all other products. This gluing prescription together with the S_{n+1} action by permutations on the labels indeed gives a cyclic operad

structure. We wish to point out that the gluing of empty to empty actually raises the dimension of the cells by one. This effect is due to the $R_{>0}$ action by scaling, see the discussion of de-projectivized arcs below in §3.2.1.

Proposition 2.17. The gluings on the spaces $CC(A_{gr}^s)$ defined above together with the action of the groups on the labels define a cyclic operad structure. This cyclic operad structure descends to homology inducing a structure of a cyclic operad on $H_*(A)(n) := H_*(q_{s,gr}A_{gr+1}^s)$.

Proof. For the first part only the associativity needs to be checked, which is straightforward. For the descent to homology, first notice that for any two classes $\alpha \in CC(A)(n)$, $\beta \in CC(A)(m)$:

$$(2.9) \quad d(\alpha \circ_i \beta) = d_{-i} \alpha \circ_i d_{-i} \beta + d_{-i} \alpha \circ_i d_{-i} \beta$$

where the signs are the natural signs induced by the orientations of the cells. The only case which is not straightforward is the case in which the differential deletes the sole edge incident to one of the boundaries involved in the gluing. In this case the composition yields zero, unless there is also only a sole edge incident to the other boundary involved in the gluing. Then the gluing $d_{-i} \alpha \circ_i d_{-i} \beta$ does not yield zero in the complex, since the dimension goes up by one when gluing two boundary components which do not get hit by the action mentioned above. In this special case, the result is the graph obtained from $\alpha \circ_i \beta$ in which the sole edge intersecting the separating curve which is the image of the glued boundaries is deleted. On the other hand, this is the only summand of $d(\alpha \circ_i \beta)$ that is not a summand of $d_{-i} \alpha \circ_i d_{-i} \beta$. Now for the descent property, choose any two classes $a \in H_*(A)(n)$, $b \in H_*(A)(m)$. Let $[\alpha] = a$ and $[\beta] = b$ be two representatives $d_{-i} \alpha = d_{-i} \beta = 0$. We wish to set $a \circ_i b := [\alpha \circ_i \beta]$. Due to the relation (2.9), we see that indeed $[d_{-i} \alpha \circ_i d_{-i} \beta] = [d_{-i} \alpha \circ_i d_{-i} \beta]$, for any other representatives $\alpha'; \alpha' : [\alpha'] = [\alpha]; [\beta'] = [\beta]$. With this definition, the cyclic structure and associativity are clear.

Examples of the formula (2.9) can be read off from Figures 4 and 5.

Remark 2.18. We wish to point out that in this setting $GrC_0(Arc)$ presents itself as a mock-dg operad in the sense that the left and right hand side of (2.9) agree even when restricted to $GrC_0(Arc)$.

Remark 2.19. We will see below §5.6.1 that in a suitable restricted case the mixed gluing can also be used to augment the chain level gluings to a dg structure.

3. Relations to ModuliSpace and other known operads

3.1. Definition of Subspaces, Suboperads and DArc.

3.1.1. Suboperads. We would like to recall and introduce the following notation for subspaces.

Subspace	Condition
$\text{Arc}_g^s(n) \quad A_{g;n+1}^s$	$@ : F \rightarrow V$ is surjective. This means that each boundary gets hit by an arc.
$\text{Arc}_{\#g}^s(n) \quad \text{Arc}_g^s(n)$	the arcs are quasi-illing. This means that complementary regions are polygons or once punctured polygons.
$\text{Tree}(n) \quad \text{Arc}(n)$	all arcs run only from boundary 0 to some boundary $i \neq 0$.
$\text{LTree}(n) \quad \text{Tree}(n)$	the linear order of the arcs at the boundary 0 is anti-compatible with the linear order at each boundary. I.e. if i is the linear order at i then $f_i \circ f^0$ is equivalent to $\{(f^0)_0 \circ (f)\}$.
Corol	exactly one arc for each boundary $i \neq 0$ which runs to boundary 0.

We will use the subscript cp to signify $g = s = 0$: Explicitly

$$\text{Arc}_{\text{cp}}(n) \coloneqq \text{Arc}_0^0(n); \quad \text{Tree}_{\text{cp}}(n) \coloneqq \text{Tree}(n) \setminus \text{Arc}_{\text{cp}}(n)$$

$$\text{LTree}_{\text{cp}}(n) \coloneqq \text{LTree}(n) \setminus \text{Arc}_{\text{cp}}(n); \quad \text{Corol}_{\text{cp}}(n) = \text{Corol}(n) \setminus \text{Arc}_{\text{cp}}(n)$$

Remark 3.1. One can also define the natural linear order of the tags at the boundary zero to the one which is opposite to the linear order induced by the orientation. This convention is in line with the usual cobordism point of view used in [KLP]. In this case the condition for LTree is the compatibility of the orders.

3.1.2. De-projectivized arcs.

Definition 3.2. Let $\text{DArc}_{g;r}^s \coloneqq \text{Arc}_{g;r}^s \quad R_{>0}$.

The elements of DArc are graphs on surfaces with a metric, i.e. a function $w : E \rightarrow R_{>0}$. Furthermore DArc is a cyclic operad equivalent to Arc [KLP]. The operad structure on DArc is given as follows. Let γ^0 be elements of DArc , if the total weight at the boundary i of γ^0 is w_i and the total weight at the boundary 0 of γ^0 is w^0 , then first scale the metric w of γ^0 to w and likewise scale the metric w^0 of γ^0 to w^0 and afterwards glue as above.

Any subspace S of the list above defines a suboperad $\text{DS} \coloneqq S \quad R_{>0}$ of DArc which is equivalent to S .

In the above notation one always has isomorphisms of operads $\text{DS} = R_{>0}' \circ S$ where $R_{>0}$ acts by scaling on the right factor $R_{>0}$ of DArc .

Lemma 3.3. $\text{Tree}; \text{LTree}$ and Corol as well as their restrictions to $g = s = 0$ are suboperads (not cyclic) of the cyclic operad Arc . The same holds for their versions in DArc defined above.

Proof. Straightforward, see also [KLP, K1].

3.2. Relations of subspaces and operads to known operads. It will be convenient for the reader to list the known equivalences of sub-operads

Suboperad	isomorphic operad	equivalent operad
DTree_{cp}	Cacti [KLP]	fD_2 [K1]
$\text{DLTree}_{\text{cp}}$	Cact [KLP]	D_2 [K1]
DCorl_{cp}	SCC [K1]	A_1 [K1]

The operads in the third column are the familiar ones, that is D_2 is the E_2 operad of little discs, A_1 is the E_1 operad of little intervals and fD_2 is the framed little discs operad. The reader unfamiliar with the second column can take the first column as an equivalent definition or consult [K1]. Here SCC is the suboperad of cacti with only one vertex.

Let $M_{g,n+1}^{1^{n+1}}$ be the moduli space of curves of genus g with n punctures and one tangent vector at each puncture. Below, we will show that:

	is isomorphic to
$\text{DArc}_{\#}^0(n)$	$M_{g,n+1}^{1^{n+1}}$
$\text{GrC}_0(\text{Arc}_{\#}^0)$	Rib

We will first show that the first line is an isomorphism on the level of spaces, and the second on the level of free Abelian groups. As we show below, the collection $\text{DArc}_{\#}^0(n)$ forms a rational operad. This induces the structure of a rational operad on $M_{g,n+1}^{1^{n+1}}$. We also show that $\text{GrC}_0(\text{Arc}_{\#}^0)$ carries an operad structure, which is induced by the operad structure of Arc . This operad structure then carries over to Rib and hence gives an operad structure on a cell model of $M_{g,n+1}^{1^{n+1}}$, see x2.3 and x3.1.1.

Remark 3.4. The relevant quotients by the scaling action or $R_{>0}$ then give equivalent operads.

Remark 3.5. The inclusion of $\text{Tree}_{\text{cp}} \hookrightarrow \text{Arc}_{\#}$ thus gives an BV_1 (BV up to homotopy) structure to a cell model of moduli which includes an A_1 structure.

3.2.1. Extended gluing. We can extend the operad structure in DArc on the spaces $\text{DArc}_{g;x}^s \cong \text{Arc}_{g;x}^s$ $R_{>0}$ as follows. If both the boundaries that are to be glued are hit, then glue as above. If none of the two boundaries to be glued is hit, define the composition to be given by the image of the two arc graphs on the glued surface minus the two vertices corresponding to the two boundaries that are glued together. Lastly if one of the boundaries is empty, then we delete the vertices corresponding to the two boundaries that are to be glued along with all the edges incident to these vertices. The latter operation is not in general associative, but it can be shown that we obtain an operad up to homotopy or a quasi-operad (see [K1] of Definition 5.22 below). These operations induce the extended chain operations on the space $\text{CC}(\text{A})$ which are discussed in x2.4. The operations of gluing boundaries

which are hit to boundaries which are not hit still only yield a partial operad structure, however, since we have to take care that there is at least one arc left. To obtain an unrestricted operad structure one has to allow graphs without any edges. We can include the empty arc family as a point in $DA_{g,n}^s$ as the image of the origin in \mathbb{R}^n_0 , that is the family whose weights are all zero. We define the space $DA_{g,r}^s$, to be $DA_{g,r}^s := A_{g,r}^s [f, g]$ where the topology is defined by considering \mathbb{R}^n_0 as the limit in which all weights of the edges go to zero. This space is obviously contractible to \mathbb{R}^n_0 by scaling all the weights on the edges of a given graph homogeneously down to zero. Summing up, we obtain:

Lemma 3.6. There are contractible spaces DA which form a quasi-operad whose structure maps induce the operad structure of A and Arc .

3.3. The duality between quasi-illing arcs and ribbons graphs. In [KLP] we defined a map called *Loop* which is the suitable notion of a dual graph for a graph on a surface. This map uses an interpretation of the graph as a partially measured foliation. If one restricts to the subspace $Arc_\#$ though, this map has a simpler purely combinatorial description. This description will be enough for our purposes here, but we would like to emphasize that this description is only valid on the subspace $Arc_\#$ and cannot be generalized to the whole of Arc unlike the map *Loop*. Figure 6 contains an example of an arc graph and its dual.

3.3.1. The dual graph. Informally the dual graph of an element in $Arc_\#$ is given as follows. The vertices are the complementary regions. Two vertices are joined by an edge if the complementary regions border the same arc. Due to the orientation of the surface this graph is actually a ribbon graph via the induced cyclic order. Moreover the marked points on the boundary make this graph into a marked ribbon graph. A more precise formal definition is given in the next few paragraphs.

3.3.2. Polygons and $Arc_\#$. By definition, in $Arc_\#$ the complementary regions are k -gons or once punctured k -gons. Let $Poly(F; \underline{i})$ be the set of these polygons and let $Sides(F; \underline{i})$ be the disjoint union of sets of sides of the polygons. We define $@_{poly} : Sides(F; \underline{i}) \rightarrow Poly(F; \underline{i})$ to be the map which associates to a side s of a polygon p the polygon p . The sides are either given by arcs or the boundaries. We define the map $Lab : Sides(F; \underline{i}) \rightarrow E \sqcup V$ that associates the appropriate label. Notice that for $e \in E$: $Lab^{-1}(e) = 2$ and for $v \in V$: $Lab^{-1}(v) = 1$. Thus there is a fixed point free involution $\{_{side}$ on the set $Lab^{-1}(E)$ of sides of the polygons marked by arcs which maps one side to the unique second side carrying the same label. This in turn defines an involution $\{$ of pairs $(p; s)$ of a polygon together with a side in $Lab^{-1}(E)$ by mapping s to $\{_{side}(s)$ and taking the polygon p to the polygon $p^0 := @_{poly}(\{_{side}(s))$ of which $\{_{side}(s)$

is a side. Although p and p^0 might coincide the sides will differ making the involution fixed point free.

3.3.3. The dual graph of an element of $\text{Arc}_\#(n)$. For an element $(F; \bar{\cdot}; [\bar{i}]; w) \in \text{Arc}_\#(n)$ we define the dual graph to be the marked ribbon graph with a projective metric $\hat{(\cdot)} := (\hat{\cdot}; \hat{w}; m_k)$ and $\mathbb{Z} = 2\mathbb{Z}$ marking on the vertices pct which is defined as follows. The vertices of $\hat{\cdot}$ are the complementary regions of the arc graph (i.e. the polygons) and the map pct associates to a vertex the number 1 if the complementary region is punctured and 0 if it is not. The edges of the graph are the pairs $(p; s)$ of a polygon (vertex) together with a side of this polygon marked by an arc $(s \in \text{Lab}^{-1}(E))$. The map $\hat{\cdot}$ is defined by $\hat{\cdot}((p; s)) = p$ and the involution $\hat{\cdot}((p; s)) := (\hat{\cdot}_{\text{poly}}(\hat{\cdot}_{\text{side}}(s)); \hat{\cdot}_{\text{side}}(s))$.

Each polygonal complementary region is oriented by the orientation induced by the surface, so that the sides of each polygon and thus the edges of $\hat{\cdot}$ at a given vertex p have a natural induced cyclic order making $\hat{\cdot}$ into a ribbon graph.

Notice that there is a one-one correspondence between edges of the dual graph and edges of \cdot . This is given by associating to each edge $f(p; s); \{(p; s)g\}$ the edge corresponding to the arc $\text{Lab}(s)$.

We define a projective metric \hat{w} on this graph by associating to each edge $f(p; s); \{(p; s)g\}$ the weight of the arc labelling the side s where w is the projective metric on the arc graph $\hat{w}(f(p; s); \{(p; s)g\}) := w(\text{Lab}(s))$.

To define the marking of the graph to yield a ribbon graph, notice that the cycles of $\hat{\cdot}$ correspond to the boundary components of the surface F . Let c_k be the cycle of the boundary component labelled by k . The k -th boundary component lies in a unique polygon $p = \hat{\cdot}_{\text{poly}}(\text{Lab}^{-1}(k))$. Let $\hat{\cdot}_p$ be the cyclic order on the set of sides of p , $\hat{\cdot}^{-1}(p)$. Let s_k be the side corresponding to the boundary and let $\hat{\cdot}_p(s_k)$ the element following s_k in $\hat{\cdot}_p$. We define $m_k(c_k) := (\hat{\cdot}_p(s_k))$.

Remark 3.7. The space $\text{Arc}_\#^0$ corresponds graphs with $\text{pct} = 0$ and we will omit this function pct for these graphs.

The above map will suffice for the purposes of this paper. For the general theory and the reader acquainted with the constructions of [KLP], the following will be helpful.

Remark 3.8. For elements in $\text{Arc}_\#^0$ the dual graph realizes the map Loop of [KLP], i.e. for $(F; \bar{\cdot}; [\bar{i}]; w) \in \text{Arc}_\#^0(n)$; $\text{Loop}(F; \bar{\cdot}; [\bar{i}]; w) = (\hat{\cdot}; \text{ord}; \hat{w}; m_k)$.

3.3.4. From marked weighted ribbon graphs to arc families. Given a marked weighted ribbon graph \cdot , we set $F = (\cdot)$. The boundary components of F correspond to the cycles of \cdot and thus the former are labelled if the latter are. If c_i is a cycle of \cdot we denote the corresponding boundary by $\hat{\cdot}_i F$. Let \hat{G} be the dual graph on the surface of \cdot . This graph can be constructed as follows. Let $\cdot \hookrightarrow F$ be embedded as the spine. For each edge

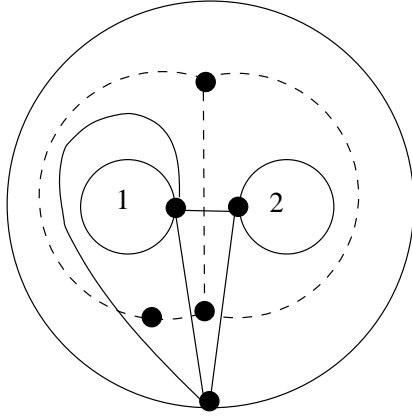


Figure 6. An example of an arc graph (solid) and its dual (dashed).

$e = ff; \{(f)g\}$ with $f \in c_i$ and $\{(f) \in c_j$. Fix the midpoint of each edge $\text{mid}(e)$. Now let \hat{e} be the arc $\text{mid}(e) \rightarrow I$ on F . This edge is broken into two arcs $\hat{f}; \hat{(f)}$ by the midpoint of the interval. Here the arc which is named \hat{f} is the arc of \hat{e} which runs from the midpoint $\text{mid}(e)$ to the boundary $\partial_i F$. This defines a map $\hat{\cdot} : F \rightarrow F^\wedge$. It then follows that $\hat{\mathcal{A}}(f) = \{\hat{f}\}$. From $\hat{\cdot}$ it is easy to obtain an element of Arc in the picture where the arcs do not run to the marked point on the boundary. Just mark a point on each boundary $\partial_i F$ such that the linear order of incident edges to $\partial_i F$ is that of the cycle c_i . For instance any point which is slightly before the point of intersection of $m \setminus k(c_i)$. To obtain a graph on F in the preceding sense, let $p_i \in \partial_i F$ be the endpoint of $m \setminus k(c_i)$ and choose a homotopy of the arcs \hat{f} which fixes the point $\text{mid}(e)$ and slides all the endpoints on the various $\partial_i F$ to fixed point $p_i \in \partial_i F$ in the direction opposite to the natural orientation of $\partial_i F$. Obviously the homotopy can be chosen, such that all the arcs will be embedded. The edges which are now called arcs incident to p_i will then have a linear order starting with the edge to which $m \setminus k(c_i)$ belongs.

Proposition 3.9. The dual map identifies the space $\text{DArc}_\#^0$ with the space of metric marked ribbon graphs MRib . Moreover this correspondence is on the level of $R_{>0}$ spaces where the action on MRib is by rescaling the metric, i.e. $\text{Arc}_\#$ and PRib are identified by the dual graph construction.

Proof. As seen above we have maps $\hat{\cdot} : \text{DArc}_\#^0 \rightarrow \text{MRib}$ and $\cdot : \text{MRib} \rightarrow \text{DArc}_\#^0$. It is straightforward to check that $\hat{\cdot}$ and \cdot are inverses, since the surface of an element in $\text{DArc}_\#^0$ can uniquely be reconstructed from the underlying graph.

Remark 3.10. If we regard pairs $(\cdot; \text{pct})$ then we obtain a map to $\text{DArc}_\#$ where in the last step we put a puncture at each vertex v which is has

$\text{pct}(v) = 1$. There is no operad structure however, since we cannot guarantee that the number of punctures does not increase.

Of course, we could keep track of this and regard the subspace $\text{Arc}_\#$ of elements of Arc whose complementary regions are polygons, or multiply punctured polygons. Then the function pct would take values in \mathbb{N} and we would obtain analogous statements to the Proposition 3.9 and Corollary 4.4.

3.4. Ribbon graphs and Moduli-Space. The spaces $\text{Arc}_g^S(n)$ are related to moduli spaces of Riemann surfaces with extra structures. This for instance follows using Strebel differentials [St] to relating the Arc to the moduli space of curves with marked points and tangent vectors at these points.

Theorem 3.11. The space $D\text{Arc}_g^0(n)$ and the moduli space $M_{g,n+1}^{1^{n+1}}$ of $n+1$ punctured Riemann surfaces of genus g with one tangent vector fixed at puncture each are isomorphic in the coarse moduli or orbifold sense. Moreover they are isomorphic as $R_{>0}$ spaces where the action on $M_{g,n+1}^{1^{n+1}}$ is given by simultaneous rescalings of all tangent vectors, i.e. $\text{Arc}_\#^0 \times M_{g,n+1}^{1^{n+1}} = R_{>0} \curvearrowright \text{PM}_{g,n+1}^{1^{n+1}}$.

Proof. As shown each $D\text{Arc}_g^0(n)$ uniquely corresponds to a marked ribbon graph with a metric, which is embedded as the spine of the given surface. Now as usual by gluing in punctured discs to the boundaries using Strebel differentials, we obtain a punctured surface. Now, furthermore, we retain the length of the boundary cycle and a tangent direction. This direction is given by the direction vertical trajectory which hits the marked point on the boundary. This data gives rise to a surface with a marked point and a tangent vector at each boundary, by decomposing $v \in T_{p_i}F$ as $jv|e_v$ with $e_v \in T_{p_i}^1F$. It is clear that this assignment is a bijection in view of the known characterization of combinatorial moduli space [St, Kol, Ko2, HM, H, P, P2, CV]. Moreover this correspondence is compatible with the orbifold topology or the coarse moduli structure. The statement about the $R_{>0}$ action is obvious from the description.

Corollary 3.12. There is a decomposition of $M_{g,n+1}^{1^{n+1}} = \sqcup_{\gamma \in \text{Rib}G} G(\gamma)$ with $G(\gamma)$ open cells indexed by marked ribbon graphs.

Remark 3.13. Alternatively, one could use Penner's formalism [P2] in the hyperbolic setup to get a proper homotopy equivalence between $\text{Arc}_\#(F)$ and $M(F) = R_{>0}$ for any bordered surface $F \in F_{0,2}^0$. Here $M(F) = [Hyp(F) \times \prod_{i=1}^r \mathbb{R}_+ \langle \partial_i \rangle] / \sim$ where \sim is the equivalence relation generated by the push-forward of the metric under orientation (preserving diffeomorphism and $Hyp(F)$ is the space of all hyperbolic metrics with geodesic boundary on the surface F whose boundary components are the ∂_i .

3.4.1. The Graph Complex and Homology of the Mapping Class Group. By using the ribbon graph interpretation for $C_0(\text{Arc}_\#)(F)$ and its

differential we obtain the graph complex of marked ribbon graphs. Furthermore its homology computes the cohomology of the mapping class group of F by the usual arguments [Ko2, P2, P, CV].

Notation 3.14. We let $C_o(Arc_{\#}^0)$ be the subgroup of $C_o(Arc)$ generated by the cells corresponding to quasi-illing arc families with no punctures and write $GrC_o(Arc_{\#}^0)$ for the image of this subgroup on $GrC_o(Arc)$.

Definition 3.15. The graph complex of marked ribbon graphs is the Hopf algebra whose primitive elements are connected marked ribbon graphs and whose product is the disjoint union. Its differential is given by the sum of contracting edges $d = \sum_{e \in E^0(\cdot)} e$, where $E^0(\cdot)$ is the subset of edges e s.t. the topological type of \cdot coincides with that of $\cdot - e$ and the sign is the usual sign.

Proposition 3.16. The following two complexes are isomorphic

- i) $(GrC_o(Arc_{\#}^0)(F); d)$
- ii) Graph complex of marked ribbon graphs

and they both compute $H^*(PM(C(F)))$, the cohomology of the pure mapping class group and the spaces $H^*(M_{g,n+1}^{n+1})$.

Proof. The differential of the graph complex is the signed sum over those contractions of edges, which leave the topological type of the graph (genus and number of boundaries) intact. This is exactly dual the differential of $C_o(Arc_{\#}^0)$ which deletes the respective arcs. The fact that they both compute $H^*(PM(C(F)))$ is essentially the Kontsevich-Penner theorem adapted to the case with boundary. The proof is a standard application of the techniques of [Ko2, P2, P, CV].

4. The cell operad of moduli space

Notice that the gluing operation of Arc applied to two elements of $Arc_{\#}^0$ need not land in $Arc_{\#}^0$. Generically however, that is inside the top-dimensional cells, two elements in $Arc_{\#}^0$ do glue to form an element in $Arc_{\#}^0$. In order to deal with this situation, we introduce the following notion.

Definition 4.1. A rational topological operad is a collection of topological S_n modules together with operadic structure maps which only need to be defined and continuous on a dense subset. These structure maps are required to satisfy the operad axioms where they are defined.

We will call a rational operad almost topological if the structure maps of the rational operad can be extended to the whole space in a possibly non-continuous fashion, such that forgetting the topology, the induced structure is an operad of sets.

Theorem 4.2. $Arc_{\#}^0$ is a rational topological operad and $GrC_o(Arc_{\#}^0)$ ($GrC_o(Arc)$) is a cyclic suboperad which is a dg-operad.

Proof. We need to show that the top-dimensional cells in the composition of two cells from $C_0(Arc_\#^0)$ are also cells of $C_0(Arc_\#^0)$. This can be done with the help of the Euler characteristic. First notice that the top-dimensionality of the cells implies, that there are no closed loops and that we are in the generic situation for the gluing as described in 2.2. Notice that by Lemma 2.8 we only have to show that the Euler characteristic of the arc family is the Euler characteristic of the glued surface. Now gluing the arc families supported on the surfaces F_1 and F_2 , say, we obtain a graph on the glued surfaces which we call F . Let S be the separating curve which constitutes the glued boundaries of the two glued surfaces F_1 and F_2 . Now the Euler characteristic satisfies $\chi(F) = \chi(F_1) + \chi(F_2)$. Let γ_1 on F_1 and γ_2 on F_2 be the graphs before gluing. Fix a partition $(k; l)$ -shu e (cf. 2.2.4) indexing a top-dimensional cell and let γ_1^0 and γ_2^0 be the graphs obtained from γ_1 and γ_2 by inserting parallel $k + l$ edges and breaking up the vertices 0 and 1 according to this partition in the gluing procedure of 2.2. See Figure 3 for an example. Let γ^0 be the graph consisting of γ_1^0 , γ_2^0 and the curve S . It is clear that $\chi(\gamma^0) = \chi(F)$.

The graph γ is obtained from γ^0 by erasing the edges belonging to S . We claim that

$$(4.1) \quad \chi(\gamma^0) = \chi(\gamma_1) + \chi(\gamma_2)$$

and that

$$(4.2) \quad \chi(\gamma) = \chi(\gamma^0):$$

Assuming these equalities we obtain $\chi(F) = \chi(F_1) + \chi(F_2) = \chi(\gamma_1) + \chi(\gamma_2) = \chi(\gamma^0) = \chi(\gamma)$, whereby $\chi(F) = \chi(\gamma)$ and hence by Lemma 2.8 γ is quasi-illing. To validate (4.1) we calculate: $V(\gamma^0) = V(\gamma_1) + V(\gamma_2) + (k + l - 1)$, $E(\gamma^0) = E(\gamma_1) + E(\gamma_2) + 2(k + l - 1)$ and $Cyc(\gamma^0) = Cyc(\gamma_1) + Cyc(\gamma_2) + k + l - 1$ so that $V(\gamma^0) - E(\gamma^0) + Cyc(\gamma^0) = V(\gamma_1) - E(\gamma_1) + Cyc(\gamma_1) + V(\gamma_2) - E(\gamma_2) + Cyc(\gamma_2)$. To check (4.2), we first need to make some observations. First, the curve S breaks up into the pieces corresponding to the subintervals of P of 2.2.4 in their order $|$ which we will call intervals $|$ and one piece which is between the first and the last arc $|$ which we will call the outside arc of S . Secondly, the complementary regions of γ^0 correspond to those of γ_1 , γ_2 , triangles corresponding to non-recursive subintervals and quadrangles corresponding to recursive subintervals. Notice that at least on one side of an interval is a piece which has parallel sgs, viz. a quadrangle or a triangle, since we are in the maximal dimension and we have a full partition. Moreover if a subinterval is the boundary between a polygon and a quadrangle, then on the opposite side of this quadrangle will be another quadrangle or triangle, since the sgs will remain parallel. Now because of these observation, we see that removing the intervals does not change the Euler characteristic. Moreover, we see that no two of the original polygons of γ_1 and γ_2 have been joined when removing the intervals. So finally by

removing the outside arc of C one effectively glues two distinct polygons together and hence again does not change the Euler characteristic.

For the dg part, we notice that in view of the considerations above if an arc of Γ is not one of the glued ones then the condition that it is removable [viz. the condition that the remaining graph is quasi-lling] is the same before and after the gluing. Moreover the same holds true for the arcs which are glued. If a weight of one of these goes to zero, then this corresponds to a face of the simplex defined by μ , cf. x2.2.4. If this face is allowed in μ , that is after deleting this edge is still quasi-lling, the respective limit is allowed by the above in μ_1 and μ_2 . The same holds true for all the iterations of passing to faces.

Notice that in the quasi-lling case the limit which appeared in x2.16 as a counter-example to the compatibility of the operad structure with the differential in the general case is not valid anymore since the relevant limit is neither allowed for μ_1 nor for μ_2 inside $\text{Arc}_\#^0$.

Remark 4.3. The equation (4.1) above also holds in the case that both the families are twisted at the boundaries which are glued.

Corollary 4.4. $\text{DArc}_\#$ and $M_{g,n+1}^{1^{n+1}}$ are a rational operads. Moreover there is an operad structure on the free Abelian group generated by ribbon graphs Rib which is induced via the identification $\text{Rib} \cong (\text{Arc}_\#^0)' \cong \text{RC}_0(\text{Arc}_\#^0)$. That is there is a dg-operad structure on the graph complex computing the cohomology of $M_{g,n+1}^{1^{n+1}}$.

5. Di-operads and PROPs based on the Arc operad

Notation 5.1. In all the following the subscript $\#$ will mean that the condition that arc families under consideration are quasi-lling.

Convention. In this paragraph, we will also restrict to the case $s = 0$ when we restrict to the quasi-lling case.

5.1. The Di-operad $\text{Arc}^{i=0}$. We will consider additional markings for elements of the Arc operad. The first is a partition of $n = \text{In} \sqcup \text{Out}$. Such a partition is equivalent to a map $i=0 : n \rightarrow \mathbb{Z}=2\mathbb{Z}$ where $\text{In} = i=0^{-1}(1)$ and $\text{Out} = i=0^{-1}(0)$. Let $\text{Part}(n)$ be the space of maps from $f_0; \dots; n_g$ to $f_0; 1_g$ and let $\text{Part}(k; l) \subset \text{Part}(k + l - 1)$ be the subset of functions with $j \text{In} j = k; j \text{Out} j = l$.

Let $\mathbb{Z}=2\mathbb{Z}[1] = f\mathbb{Z}=2\mathbb{Z}[1](n)_g$ be cyclic operad of spaces built on $\mathbb{Z}=2\mathbb{Z}$. That is the operad of spaces as defined in [K1] shifted by 1. $\mathbb{Z}=2\mathbb{Z}[1](n) = \mathbb{Z}=2\mathbb{Z}(n + 1) = (\mathbb{Z}=2\mathbb{Z})^{n+1}$ where the indexing set for the Cartesian product is taken to be $n = f_0; \dots; n_g$ and the action of S_{n+1} is by permutations.

Set $\text{Arc}^{i=0}(n; m) = \text{Arc}(n + m - 1) \times \text{Part}(n; m)$. Identifying $\text{Part}(n; m)$ with $\mathbb{Z}=2\mathbb{Z}^{n+m-1}$ and restricting the gluing in the cyclic Arc operad to only gluing "ins" to "outs" and retaining the in/out designation on the non-glued boundaries one immediately obtains:

Proposition 5.2. Let $\text{Arc}^{i=0}$ be the collection of $S_n \times S_m$ modules $\text{Arc}^{i=0}(n; m)$ where the action of the symmetric groups is the action of permuting the labels of the In and Out boundaries, then $\text{Arc}^{i=0}$ is a di-operad. It is isomorphic to a partial suboperad of the direct product of operads $\text{Arc}^Z = \mathbb{Z} \times \mathbb{Z}$ [1]. Furthermore $\text{Arc}_{\#}^{i=0;0}$ is a sub-di-operad on the cellular level, i.e. the respective subgroups in $\text{GrC}_0(\text{Arc}_{\#}^0)(n) = (\mathbb{Z} \times \mathbb{Z})^{n+1}$ form a di-operad.

Definition 5.3. We define the following sub-spaces

Sub-space	Condition
$\text{Arc}^{i=i}(n; m) \quad \text{Arc}^{i=0}(n; m)$	arcs from input to output boundaries or from output to output boundaries only. Viz. no arcs from input to input.
$\text{Arc}^{iS^0}(n; m) \quad \text{Arc}^{i=i}(n; m)$	arcs only from input to output boundaries.
$\text{Arc}^{Sul}(n; m) \quad \text{Arc}_{\#}^{i=i}(n; m)$	after removing all arcs which run from out to out the arc family is still quasi-illing.
$\text{Arc}^{S^tSul}(n; m) \quad \text{Arc}^{S^tSul}(n; m)$	arc families such that no two neighboring arcs on an "out" boundary both run to "in" boundaries.

5.2. Relation to graphs and Sullivan chord diagrams.

Proposition 5.4. The dual graphs of $\text{Arc}_{\#}^{iS^0}(n; m)$ lie in $\text{Rib}^{iS^0}(n; m)$, the dual graphs of $\text{Arc}^{S^tSul}(n; m)$ lie in Chord^{S^tSul} , and the dual graphs of $\text{Arc}^{Sul}(n; m)$ lie in $\text{Chord}^{Sul}(n; m)$. Moreover the mentioned subspaces of Arc^{iS^0} are naturally identified with the relevant subspaces of $\text{PRib}^{i=0}$ of graphs with a projective metric. Therefore the cells of $\text{C}_0(\text{Arc}^{i=0}) = \text{GrC}_0(\text{Arc}^{i=0})$ belonging to these subspaces are exactly indexed by the graphs of the indicated type.

Proof. The claim about the graphs becomes clear by unravelling the dual graph construction. A dual edge to an arc which runs from in to out is an edge which is part of an In and an Out cycle. Likewise an arc from out to out yields an edge which belongs to two (not necessarily distinct) Out cycles. The condition that the out-out edges form trees is equivalent to the fact that contracting them does not change the genus and the number of cycles. In other words the contracted graph and the graph define the same topological surface. Contraction is dual to deletion hence the condition to be quasi-illing is dual to the condition of contractibility. The condition on Sullivan Chord diagrams in the strict sense is that the In cycles are disjointly embedded. This means that no two In cycles share a vertex, i.e. there is at least one out-out edge between them. The dual to this condition is the one that is stated. Now the rest of the statements directly follow.

Remark 5.5. Just like $\text{Arc}_{\#}$, the subspaces Arc^{S^tSul} and $\text{Arc}^{Sul}(n; m)$ are not stable under composition, since the condition of non-topology changing contractibility of the out-out arcs is not stable under the composition.

Remark 5.6. It is clear that $\text{Arc}^{\text{Sul}}(n; m)$ retracts to its subspace $\text{Arc}_{\#}^{\text{is } \circ}(n; m)$ by the homotopy that homogeneously scales all weights on the arcs from $\backslash \text{outs}$ to $\backslash \text{outs}$ to zero.

Just as the respective graphs, see Remark 1.6, $\text{Arc}_{\#}^{\text{is } \circ}(n; m)$ and $\text{Arc}^{\text{tsul}}(n; m)$ are weakly homotopy equivalent.

Proposition 5.7. The collections of $S_n \otimes S_m$ modules, $\text{Arc}^{\text{is } i}(n; m)$, $\text{Arc}^{\text{is } \circ}$ form di-operads.

The subspaces $\text{Arc}_{\#}^{\text{is } i}$ and $\text{Arc}_{\#}^{\text{is } \circ}$ yield rational sub(di)operads on the graded open-cell operad level. Hence there is an induced dg di-operad structure on the respective graphs.

Proof. On the topological level, we only have to show that the gluing preserves the subspaces. In the operadic composition, the arcs/bands are matched or split and then matched. In both cases an arc which runs from in to out will be continued with an arc from in to out and thus will run from in to out. In the case of $\text{Arc}^{\text{is } i}$ an arc which runs from out to out might be matched with an arc running from in to out. The resulting arc will again run from out to out. Therefore the di-operad structure follows from the operad structure of Arc .

Lastly, the claims about the open cell level all follow from Proposition 4.2, the remarks above and the fact that $\text{GrC}_0(\text{Arc}_{\#}^0)$ is a dg-operad and hence the respective boundary limits before and after gluing coincide.

5.2.1. Standard In/Out markings. There are no natural partitions into in and output boundaries for general elements of Arc , except all inputs or all outputs; it is after all a cyclic operad. If one has a family, however, which has a partition of the boundary $S_1 \sqcup S_2 = \{0; \dots; n\}$ such that the arcs of this element only run between S_1 and S_2 then one has a $\mathbb{Z}=2\mathbb{Z}$ choice of calling S_1 either In or Out. In this case, we will fix that the set containing 0 will be called Out. This establishes an identification of $\text{Arc}^{\text{is } \circ}$ with a partial suboperad of Arc . Also there is a partition of the boundary $S_1 \sqcup S_2 = \{0; \dots; n\}$ such that the arcs of this element only run between S_1 and S_2 or between S_2 and S_2 and there is at least one such arc, we set $S_2 = \text{Out}$ and hence identify $\text{Arc}^{\text{is } i}$ with a partial suboperad of Arc .

The subspace Tree is also of the form described above. Hence the boundaries have a standard $\mathbb{Z}=2\mathbb{Z}$ marking with $i_{\circ}(0) = 0$ and $i_{\circ}(j) = 1$ for $j \neq 0$. This identifies $\text{Tree} \subset \text{Arc}^{\text{is } \circ}$ as a sub-di-operad.

5.3. Operads from Arc families with angle markings. There are basically three approaches to generalize the actions of [K2, K3]. The main observation is that in those actions not all boundaries were treated equally. The boundary 0 played the special role of an output. The first approach to this non-symmetric situation is to stay in the PROP setting by explicitly marking the boundaries as In or Out. This of course breaks the cyclic operad structure. The second approach, which we explain below is to put

an additional angle marking on the operad which preserves the cyclic structure. The third way to proceed is to partially merge these two approaches, by keeping the In=Out distinction, and using this to define an angle marking. The angle marking is intimately linked to the operations defined by these graphs [K 4].

Definition 5.8. An angle marking for an element $\gamma = (F; \overline{[i]}; w) \in A_{gr}^s$ is an angle marking m^\backslash for γ . This is clearly P M C invariant data.

We define

$$(5.1) \quad A_{gr}^{\backslash s} = \{ \gamma(m^\backslash) \mid \gamma = (F; \overline{[i]}; w) \in A_{gr}^s, m^\backslash : \backslash \rightarrow \backslash \mid Z=2Z \}$$

to be the CW complex obtained in the analogous fashion to A_{gr}^s where now the differential is given by deleting edges from $(\gamma(m^\backslash))$ as an angle marked ribbon graph (cf. x1.2.2). We will also use notation analogous to the notation 1.3.

Notation 5.9. For all the subspaces S listed in x3.1.1, we denote the corresponding subspaces as S^\backslash . E.g. Arc^\backslash .

Remark 5.10. $Arc^\backslash(n)$ is filtered again filtered by the number of edges minus one, that is dimension of the cell corresponding to the graph. Now $\dim(\gamma(m^\backslash)) = \dim(\gamma) - 2 \dim(\gamma(m^\backslash))$. Let $Arc^{\backslash k}(n)$ be the subspace of graphs with $k+1$ edges then there is an induced exhaustive filtration:

$$Arc^{\backslash k}(n) \subset Arc^{\backslash k+1}(n) \subset \dots$$

We will use the identification $Arc^{\backslash k}(n) = Arc^{\backslash k}(n) = Arc^{\backslash k-1}(n)$.

Remark 5.11. $Arc^\backslash(n)$ has a graded open cell decomposition

$$(5.2) \quad Arc^\backslash(n) = \coprod_{(\gamma(m^\backslash)) \in A_{gr}(n), m^\backslash : \backslash \rightarrow \backslash \mid Z=2Z} G-(\gamma(m^\backslash))$$

Furthermore

$$(5.3) \quad Arc_g^{\backslash k}(n) = \coprod_{(\gamma) \in A_{gr_g^k}(n)} G-(\gamma) \quad (Z=2Z)^{2(k+1)}$$

Notation 5.12. We let $Arc_\#^\backslash(n)$ be the subspaces of elements whose arc families are quasi-illing.

Remark 5.13. $Arc_\#^\backslash(n)$ has a graded open cell decomposition

$$(5.4) \quad Arc_\#^\backslash(n) = \coprod_{(\gamma(m^\backslash)) \in M_{Rib}(n)} G-(\gamma(m^\backslash))$$

Furthermore

$$(5.5) \quad Arc_\#^{\backslash k}_g(n) = \coprod_{(\gamma) \in M_{Rib_g^k}(n)} G-(\gamma) \quad (Z=2Z)^{2(k+1)}$$

5.3.1. The operadic compositions for Arc^\backslash . Given $\alpha = (F; \bar{\cdot}; [i]; w) \in \text{Arc}(n)$ and $\beta = (F^0; \bar{\cdot}^0; [i^0]; w^0) \in \text{Arc}(m)$ let $\alpha_i = (F^0; \bar{\cdot}^0; [i^0]; w^0)$. We remark that using the gluing formalism of §2.2 the angles of α^0 were either formerly angles of α and β^0 which we called non-split or split angles. On one hand each split angle corresponds to a triangle in the gluing process before removing an interval in the notation of Proposition 4.2. The interval on the other hand corresponds to an angle of β^0 or α^0 which is given by the two angles of the interval on the opposite triangle, we call this angle the opposite angle of the split angle. If there is a quadrangle on the opposite side, we continue the process until we hit a polygon which is not a quadrangle of β^0 . In both cases, when removing the intervals the identification of the corresponding angles associates a unique opposite angle to each split angle.

Given the angle markings $m_k^\backslash : \mathbb{Z} = 2\mathbb{Z}$ and $m_k^{\backslash 0} : \mathbb{Z} = 2\mathbb{Z}$ we define $m_k^\backslash \circ_i m_k^{\backslash 0} : \mathbb{Z} = 2\mathbb{Z}$ as follows:

- i) If $\mathbb{Z} \setminus \infty$ is not split then the label is retained.
- ii) If $\mathbb{Z} \setminus \infty$ is split then ω will be labelled by the label of the angle opposite the split angle.

Definition 5.14. In the above notation we define

$$(\alpha; m_k^\backslash) \circ (\beta; m_k^{\backslash 0}) := (\alpha_i; m_k^\backslash \circ_i m_k^{\backslash 0}):$$

Remark 5.15. Using these gluings, we do not get a topological operad structure on Arc^\backslash , due to the fact that the boundaries are not behaved well with the natural differential and hence the gluings are not continuous. (see the example in Figure 7). However, the gluings are defined everywhere and are continuous up to a codimension one set.

Proposition 5.16. The above operations \circ_i together with the S_n actions acting by permuting the labels induce Arc^\backslash with the structure of a cyclic rational operad that is almost topological. This operad structure respects the filtration k and hence induces an operad structure on the associated graded of the open cell decomposition. Lastly, this operad structure induces a cyclic operad structure on graded open cell level for $\text{Arc}_\#^\backslash$ and hence on the set of Abelian groups Rib^\backslash which are isomorphic to the graded open cell decomposition of $\text{Arc}_\#^\backslash$.

Proof. The fact that the \circ_i yield an operad of sets follows from the associativity of the operad structure on Arc and the associativity of the marking function under the composition. It is clear that the operad structure is continuous on the interior of the cells and possibly discontinuous only on the boundaries which are at least codimension one. Thus we obtain a rational operad structure that is almost topological. Since the operad structure on Arc respects the filtration, so does the operad structure on Arc^\backslash . The other facts are now straightforward.

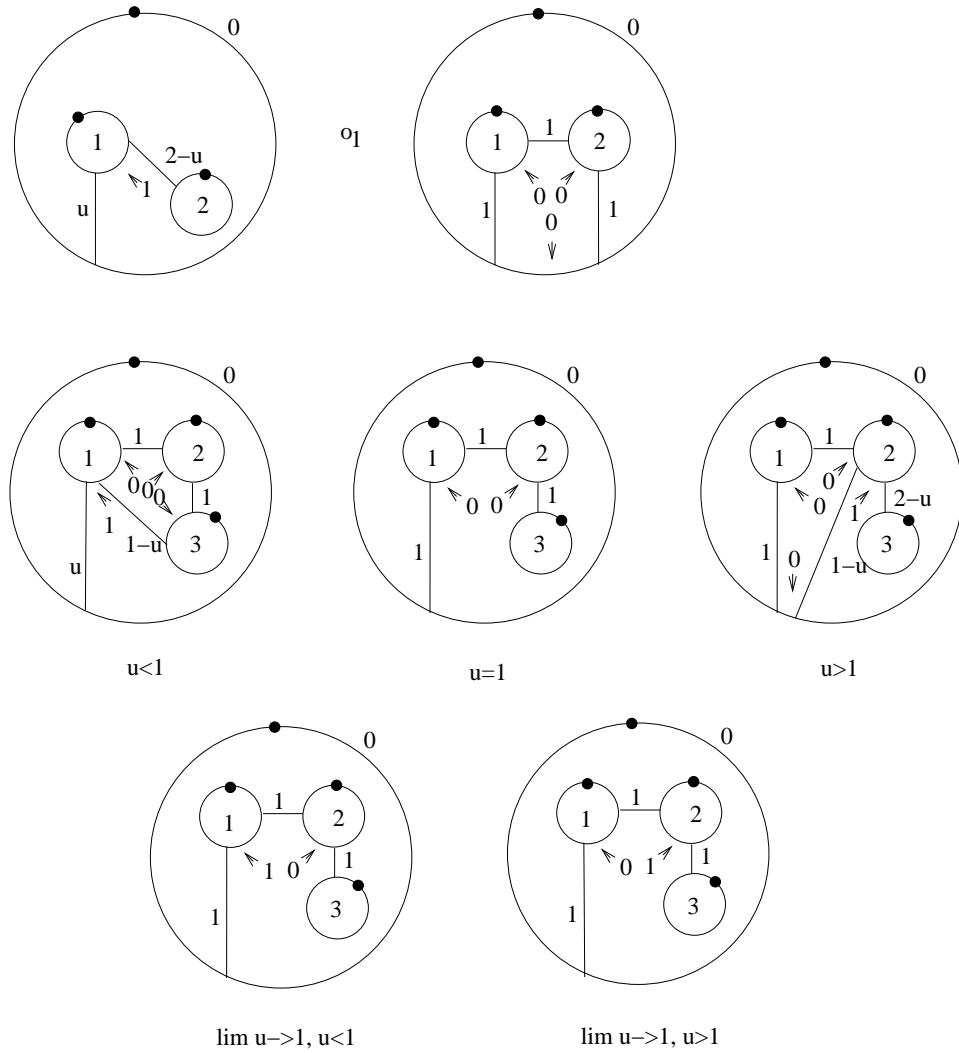


Figure 7. An example showing that Arc^\backslash is only a rational topological operad

5.3.2. De-projectivized version and extended gluings. As was the case for \mathcal{A} and Arc there are straightforward generalizations of the gluing operations to \mathcal{A}^\backslash $\mathbb{R}_{>0}$ and to the analogue of $\mathcal{D}\mathcal{A}$ and moreover extensions on these sets involving gluing to empty boundaries. The constructions are mutatis mutandis the same as in §2.4 and §3.2.1.

5.3.3. Standard markings and suboperads. Notice that for an element $\gamma \in \text{Arc}^\backslash = (\mathbb{F}; \cdot; [\underline{i}]; w)$ there are two types of angles. The angles $(f; \gamma(f))$ in which $f < \gamma(f)$ in the natural linear order $<$ at the boundary of $f \mid w$ we will call these angles the inner angles and the angles

$(f; y(f))$ in which $f > (y(f))$ which we will call outer angles. There is exactly one outer angle at each boundary.

There are several embeddings $\text{Arc} \hookrightarrow \text{Arc}^\setminus$. Each one is given by choosing a function $m: k^\setminus \rightarrow \mathbb{R}$. Three of these choices are rather canonical. The first is by a constant marking of all angles by 0, the second is given by the constant angle marking 1. Lastly, one can mark all inner angles by 0 and the outer angles by 1.

All these markings are interesting and embed Arc as a cyclic operad; that is the image is truly a cyclic operad and not just a rational operad. The second marking will play a special role for us in [K4] as it leads to a connection with the \mathcal{S}_2 operad of [MS3]. So for $\mathcal{S}_2 \text{ Arc}$ we define the standard marking to be given by:

$$(5.6) \quad m: k^\setminus \rightarrow \mathbb{R} \quad m(\cdot) = 1$$

Convention. For the non-cyclic suboperads Tree and LTree there are two standard markings one as suboperads of Arc , and the second as sub-di-operads of Arc^{io} as defined in the next paragraph.

The standard marking $m: k^\setminus \rightarrow \mathbb{R}$ for Arc^{io} is given by

$$(5.7) \quad m: k^\setminus \rightarrow \mathbb{R} \quad m(\cdot) = \begin{cases} \geq 1 & \text{if } \cdot \text{ is an outer angle} \\ \geq 1 & \text{if } \cdot \text{ is an inner angle belonging to an In boundary} \\ \geq 0 & \text{if } \cdot \text{ is an inner angle belonging to an Out boundary} \end{cases}$$

This also gives standard markings for Tree and LTree , when considering the boundary 0 as the only Out boundary and the other boundaries as In boundaries.

Notation 5.17. Sometimes it will be necessary to distinguish between an arc graph and the arc graph with standard angle markings. To facilitate this distinction, for an arc graph we write \setminus for the arc graph with the standard marking. Here the standard marking for Arc is defined by (5.6) and the standard marking for Arc^{io} is defined by (5.7).

Lemma 5.18. The spaces Arc , its suboperads Tree , LTree and their restrictions op with the above marking (5.6) or any of the other markings discussed in 5.3.3 are suboperads of Arc^\setminus .

The subspace and $\text{Arc}^{\text{is}, \text{io}}$ (and hence Tree and LTree viewed as in 5.2.1 with the convention (5.7)), are partial suboperads. Here the partial compositions are dictated by the marking $m: k^\setminus \rightarrow \mathbb{R}$. A boundary is an In boundary if one and hence all of its inner angles are marked by 1 and a boundary is an out boundary if one and hence all of its inner angles are marked by 0. The partial operad structure is given by restricting the operadic composition to connecting In to Out boundaries only.

Proof. The claim for Arc and hence its suboperads, is clear, since all markings will always be constantly 1 in the standard marked case. In the other

cases either we have a constant marking or only the outer angles are marked by 1. These latter marking is invariant by the definition of deleting edges in a tree with angle markings as defined in §1.2.2.

For $\text{Arc}^{\text{is}^\circ}$ first notice that the outer angles are always non-split, so they retain their marking by 1. Thus in the case of $\text{Arc}^{\text{is}^\circ}$, we only have to look at split angles. In the case an angle is split then the opposite angle is on a boundary with the same In=Out marking due to the definition of $\text{Arc}^{\text{is}^\circ}$.

Proposition 5.19. The suboperad $\text{Arc}(n) \subset \text{Arc}^\backslash(n)$ considered embedded via (5.6) or any of the other embeddings of §5.2.1 is a topological suboperad. And $\text{Arc}^{\text{is}^\circ}(n; m) \subset \text{Arc}^\backslash(n + m - 1)$ is a cyclic partial topological operad that defines a di-operad in any of the above embeddings.

Proof. The only problems that can arise are on the boundary. The compatibility of the different limit for these subspaces follows from the definition of deleting edges in angle marked graphs. In particular, for Arc this observation is trivial, since the angle marking is constant and stays constant. For $\text{Arc}^{\text{is}^\circ}$ notice that since the taking a limit into the boundary by deleting an arc corresponds to deleting an edge in the dual graph. The rule for the boundary marking is given by ab . If there is an outer angle involved, then we have no problem since $1a = \bar{0} = 1$ and the merged angle is again an outer angle. On inner angles, we always have $a \neq b$, so that $\text{ab} = a$. In other words, the limit obtained by deleting edges from the angle marked graphs reproduces the standard marking. The partial operad structure is cyclic and allows to glue one in to one out, so by definition it gives rise to a di-operad structure.

Corollary 5.20. The PL-chain level operads of Arc , $\text{Arc}^{\text{is}^\circ}$ thought of as topological suboperads of the chains of Arc^\backslash are dg-chain operads.

Just as in the case of Arc there are analogues of the cell complexes and quasi-filling subcomplexes:

Proposition 5.21. The relative chains $C_\circ(\text{Arc}^\backslash)$ form an operad. The quasi-filling analogues $\text{Arc}_\#$ and $\text{Arc}_\#^{\text{is}^\circ}$ and also the associated graded relative chain complexes of these spaces form dg operads.

Proof. These statements follow directly from the operad structure of Arc^\backslash . Namely, we can write the degree k component of $\text{Arc}^\backslash(n)$ as $\text{Arc}^{\backslash k}(n) = \text{Arc}(n)^k \cdot (\mathbb{Z} = 2\mathbb{Z})^{2(k+1)}$. We also know that the composition respects the filtration of Arc^\backslash and the factor $(\mathbb{Z} = 2\mathbb{Z})^{2(k+1)}$ can be thought of as indexing the cells by discrete data. So the statements follow from the fact that the analogous statements are true for Arc .

5.4. Local scaling and "up to homotopy" structures. The di-operad $\text{Arc}^{\text{is}^\circ}$ falls short of being a PROP, since we can only guarantee the compatibility of the weights for one boundary by using suitable representatives

in the projective class. If we are willing to relax the associativity up to homotopy, we can, however, achieve a quasi-PROP structure on Arc^{ie}_i . For this we will introduce a new composition which is given by a local scaling, since globally, we can in general only scale to match one boundary. Now we will scale only the arcs incident to the two boundaries which are to be glued. This will destroy the associativity, but the associativity does hold up to homotopy so that there will be an honest associative structure on the homology level and in some situations with a careful choice of chains also on the chain level.

Definition 5.22. A quasi-operad is an operad in which the axiom of associativity need not hold and a quasi-PROP is a PROP in which the axiom of associativity need not hold.

A quasi-operad/PROP is called a homotopy operad/PROP, if it is in the category of topological spaces and the associativity equations (respectively the compatibility equations) hold up to homotopy.

5.4.1. The Sullivan quasi-PROP. Notice that for an element $\alpha \in \text{Arc}^{\text{ie}}_i$, we can independently scale the weights of the arcs running to the inputs, since there are no arcs which go from one input to another input. Therefore the set of all arcs are in a 1-1 correspondence to the union of the sets of arcs incident to the In boundaries. In order to glue the inputs to outputs, using this bijection we first scale the weights on the input factors locally | that is separately for each boundary homogeneously we scale all the weights of edges incident to that boundary | to make them match with the output weights and then glue. More precisely, let $\alpha \in \text{Arc}^{\text{ie}}_i(n; m)$ with $\alpha \in \text{Arc}^{\text{ie}}_i(m; k)$. Let $\text{Out}(\alpha)$ be the indexing set of the "out" boundaries of α and $\text{In}(\alpha)$ be the indexing set of the "in" boundaries of α . For $j \in \text{Out}(\alpha)$ and $i \in \text{In}(\alpha)$ let w_j be the sum of the weights incident to the boundary j of α and similarly let w_i be the sum of the weights of the arcs incident to the boundary i of α . Let $\phi: \text{Out}(\alpha) \rightarrow \text{In}(\alpha)$ be the bijection for the gluing. Then we define α' to be the arc family obtained by first scaling the arcs incident to the boundary i of α by the factor $\frac{w_j}{w_i}$ (where $j = \phi^{-1}(i)$), and then gluing the arcs of α and α' along the boundaries i and j which now have the same total incident weight.

To define the vertical compositions one can use disjoint union of surfaces and passing to possibly disconnected surfaces.

Theorem 5.23. The operations \circ imbue the sets generated by $S_n \times S_m$ modules $\text{Arc}^{\text{ie}}_i(n; m)$ with the structure of a homotopy PROP.

Proof. Tedious, but straightforward. The main observation is that if one lets C_i be the images of the boundaries after the gluing of the surfaces, each of the glued arcs can be moved to transversally cut exactly one of these curves. Now there are commuting flows, that act locally at C_i which essentially move the weights of the arcs before gluing. The example of one boundary gluing is given in [KP]. The flow is a generalization of that of [K1] and given by

moving from one partial homotopy diagonal to another. These flows allow one to flow from one association to the other.

Corollary 5.24. The homology of $\text{Arc}^{i=1}(n; m)$ is a PROP.

Notation 5.25. We phrased the theorem so that we can avoid yet other notation. What is meant is that the operations and the S_n S_m actions naturally induce operations and permutation actions on the PROP whose $(N; M)$ component is given by

$$\prod_{a \in A} \prod_{b \in B} \text{Arc}^{i=1}(n_i; m_i)$$

$$(n_1; \dots; n_k); \quad n_1 = N; (m_1; \dots; m_k); \quad n_j = M \quad n_i m_j$$

We will call this PROP simply $\text{Arc}^{i=1}$ and also use this shorthand notation for any sub-PROP generated by a subset of $\text{Arc}^{i=1}$.

Remark 5.26. This scaling when restricted to Tree or LTree is the quasi-operad structure used for the normalized versions of cacti and spineless cacti [K1].

Remark 5.27. If one wishes to avoid disconnected surfaces, one can use the following trick. Let $I(m; m) \subset \text{Arc}^{i=0}(m; m)$ be the surface of genus 0 with $2m$ boundaries which are partitioned into two sets In and Out which are individually numbered from 1 to m with exactly one arc running from the in boundary i to the out boundary i . In this case, we define the vertical PROP composition for $I(m; n) \subset \text{Arc}^{i=1}(m; n)$ and $I(k; l) \subset \text{Arc}^{i=1}(k; l)$ to be given by the gluing of the out boundaries of I onto the first n In boundaries of $I(n + l; n + l)$ and gluing the Out boundaries of I to the last l of the In boundaries of $I(n + l; n + l)$.

5.5. Cell models. Without reiterating all the details of the construction, it is clear that there are induced (quasi) operads, PROPs and di-operads on the graded open cell level. These structures can be seen to be strict on this level. If we pass to the graded cells also the rational operad structure becomes a strict operad structure. We keep the convention in the PROP gluing that is analogous to equation 2.7, namely that the operation on cells is zero if for any of the pairs of boundaries which are glued in the PROP operation both boundaries are twisted.

Theorem 5.28. On the (graded) open cell level the homotopy (or rational) structures give rise to the non-homotopy structures, moreover the quasi-lying subspaces are isomorphic to types of graphs and hence there is the induced structure on these graphs. In particular,

	is a
$C_o(\text{Arc}^{i=0})$	dioperad
$C_o(\text{Arc}^{i=1})$	sub{dioperad and a PROP}
$C_o(\text{Arc}^{i=0})$	sub{dioperad and a sub{PROP}

and furthermore going to the graded cells, we obtain operads which are isomorphic to the free Abelian groups of certain types of ribbon graphs

	is a	and is isomorphic to
$Grc_0(Arc^\backslash)$	cyclic operad	
$Grc_0(Arc_\#^\backslash)$	cyclic operad	Rib^\backslash
$Grc_0(Arc_\#)$	dg cyclic operad	Rib
$Grc_0(Arc_\#^{is \circ})$	dg PROP	$Rib^{is \circ}$

Here the table is to be understood in the sense that the entry in the first column carries the structure of the second column and is additively (over \mathbb{Z}) isomorphic to the third column thereby inducing the respective structure.

Proof. The claims for the dioperad structures follow from the results about Arc . For the PROP structure, the arguments are analogous to those of 2.3.2. We again claim that the PROP operations are 1-1 on cells which are not twisted at the boundary. The case of closed loops cannot appear. After scaling, the gluing operation is locally given by the shuffle combinatorics of 2.2, so that indeed the image of the PROP action will be full cells and 1-1 in the case that not both the boundaries are twisted. This local argument accounts for all arcs of the glued surface passing through the images of the curves defined by the glued boundaries whose weights can all be scaled independently, while all other arcs are unchanged. So indeed we get an induced map on cells. Locally, that is regarding each pair of glued boundaries separately, the map is 1-1 precisely if the two boundaries are not both twisted and there are no closed loops. This yields the above assertion. The fact that the image cells lie in the relevant PROP is clear by the definition of the restriction. Combining two "in" to "out" arcs yields an arc of the same type, and also combining an "out" to "out" arc with an "in" to "out" arc again yields an arc running from "out" to "out". For the rational structures, again all "problems" arise in at most codimension one, so that passing to the associated graded induces the unrestricted structures.

5.6. A CW model for Sullivan Chord diagrams. Recall that A was the CW complex that contains Arc as a subset. We define $A_{gr}^{s, is \circ} := A_{gr}^s (Z=2Z)^r$ analogously to $Arc^{is \circ}$. Notice that these spaces are CW-complexes. We call the collection of these spaces $A^{is \circ}$ and as usual write $A^{is \circ}(n) := \bigcup_{g \geq n} A_{gr}^{s, is \circ}$.

Definition 5.29. We let $\overline{Arc}^{is \circ, i}$ be the collection of subspaces of the spaces of $A^{is \circ}$ in which there are only arcs running from the In to the Out and possibly from the Out to the Out boundaries and there is no empty In boundary.

We let $\overline{Arc}^{is \circ} \subset \overline{Arc}^{is \circ, i}$ be the subset where arcs only run from the In boundaries to the In boundaries.

We also let $\overline{LArc}^{is \circ, i}$ be the subset of elements whose underlying arc graph is not twisted at any of the In boundaries and set $\overline{LArc}^{is \circ} = \overline{LArc}^{is \circ, i} \setminus \overline{Arc}^{is \circ}$.

Remark 5.30. It is clear that $\overline{\text{Arc}}^{is, \circ}$ is a retract of $\overline{\text{Arc}}^{i=1}$ by simply scaling all the weights on the arcs connecting Out to Out to zero. So any cell model for $\overline{\text{Arc}}^{is, \circ}$ also yields a cell model for $\overline{\text{Arc}}^{i=1}$.

5.6.1. Extended gluing on $\overline{\text{Arc}}^{is, \circ}$. We can extend the operadic gluing to $A^{i=0}$ as in 3.2.1, in particular for $\overline{\text{Arc}}^{i=1}$ this means that if we glue to an empty "out" boundary, the arcs incident to the respective "in" boundary will be deleted. Notice that this leaves us in $\overline{\text{Arc}}^{i=1}$ since none of the arcs hitting the "in" boundaries in the glued surface have been affected. As mentioned earlier this operation is only associative up to homotopy, so $\overline{\text{Arc}}^{i=1}$ is a quasi-operad. With respect to the PROP structure we define the maps by setting the weights of the arcs incident to an "in" boundary that is glued to an empty "out" boundary to zero. These gluings then goes over to the cell level as in 2.3 and Theorem 5.28.

In particular, this yields the following extension of the gluing to $C_0(\overline{\text{Arc}}^{i=1})$. The gluing of a cell indexed by an arc graph with an empty "out" glued at that "out" to a non-empty "in" is defined to be the cell indexed by the modified image of the two arc graphs, where the modification is that in the second arc graph all edges incident to the boundary have been deleted as detailed in 2.4.

Just like for cacti and spineless cacti [K1], there is a smaller space which is a retract of $\overline{\text{Arc}}^{is, \circ}$ that is actually a CW complex.

Definition 5.31. We define $\overline{\text{Arc}}_1^{is, \circ}$ to be the subspace of graphs whose sum of weights of arcs incident to every In boundary vertex is one.

It is clear that $\overline{\text{Arc}}^{is, \circ}$ retracts to $\overline{\text{Arc}}_1^{is, \circ}$ by homogenously scaling the weights of the sets of arcs incident to each In boundary separately for each of these sets, so that their total weight becomes one.

Proposition 5.32. $\overline{\text{Arc}}_1^{is, \circ}$ is a CW complex, whose cells are indexed by the arc graphs of the given type.

Proof. Completely analogous to the constructions of [K1, K2]. Given an arc graph, we define the cell by $\sum_{v \in \text{In}} \lambda_v v$ where λ is the standard simplex. We define the attaching maps by gluing the boundary corresponding to a face of a simplex to the cell of lower dimension indexed by the arc graph obtained from the original arc graph by deleting exactly the edge that indexes the face. It is then straightforward to show that this CW complex realizes $\overline{\text{Arc}}_1^{is, \circ}$.

It is clear that the graphs of $\overline{\text{LArc}}^{is, \circ}$ form a sub-CW complex of $\overline{\text{Arc}}_1^{is, \circ}$ which we call $\overline{\text{LArc}}_1^{is, \circ}$.

We define the di-operadic compositions on $\overline{\text{Arc}}_1^{i=1}$ by scaling the input individually to the weight of the output. The homotopy PROP structure is just the homotopy sub-PROP structure. Notice that in the gluings one

only scales at the In boundaries which are to be glued so that the weights on the In boundaries which remain after gluing are unchanged.

Theorem 5.33. These compositions define a homotopy{PROP structure on $\overline{Arc}_1^{i=1}$ which makes $\overline{Arc}^{is \circ}$, $\overline{LArc}^{is \circ}$ and $\overline{LArc}^{i=1}$ into a sub{quasi{PROPs. Their homotopy{PROP structures descend to PROP structures on $C_0(\overline{Arc}^{i=1})$ and $GrC_0(\overline{Arc}^{i=1})$. Also, the PROP structure of $\overline{Arc}_1^{is \circ}$ descends to a dg{PROP structure on $CC(\overline{Arc}_1^{is \circ})$. Moreover, the two PROP structures $CC(\overline{Arc}_1^{is \circ})$ and $GrC_0(\overline{Arc}^{is \circ})$ and their differentials when viewed as defined on the same free Abelian group generated by the respective arc graphs agree.

The same statement holds true for the respective di{operad structures. The analogous statements hold true for $\overline{LArc}^{is \circ}$ and $\overline{LArc}_1^{is \circ}$ as well.

Proof. Tedious but straightforward generalization to the case of several outputs of the analogous statement about Cacti¹ and Cacti given in [K1]. Since we are dealing with a local scaling which acts independently on the arcs due to the restrictions we imposed, one can construct a homotopy which scales the sum of the weights of the arcs through any given fixed closed curve which is the image of a boundary under a gluing to say 1. Using these homotopies, one can flow from one association to the other, this shows the quasi{PROP structure. On the cell level, one has to make sure that all the combinatorially possible graphs arise and that each weight only arises once. This is a straightforward verification. The sub{PROPs are actually stable under gluing, since one will never induce a twist on the In boundaries when gluing. Likewise one cannot obtain any \out" to \out" arcs if they were not previously there. The last statement about the CW {complex follows from the fact that the cells of lower dimension are killed in the cellular chain complex.

Corollary 5.34. The $S_n \times S_m$ {modules $CC(\overline{Arc}_1^{is \circ})(n; m)$ form a dg{PROP and give a chain model operad for $\overline{Arc}^{is \circ}$ that is for the extended metric Sullivan Chord diagrams.

The same statement holds true for the respective di{operad structures.

Corollary 5.35. $H(\overline{Arc}_1^{is \circ})' \cong H(\overline{Arc}^{is \circ})$ and the induced PROP structures agree. Hence $\overline{Arc}_1^{is \circ}$ is a cellular{PROP model for the extended Sullivan Chord PROP $GrC_0(\overline{Arc}^{is \circ})$.

The same statement holds true for the respective di{operad structures.

References

- [BF] C. Berger and B. Fresse Une decomposition prismatique de l'operade de Barratt-Eccles. C. R. Math. Acad. Sci. Paris 335 (2002), no. 4, 365–370.

- [C] R. Cohen. Multiplicative properties of Atiyah duality. *Homology Homotopy Appl.* 6 (2004), no. 1, 269{281.
- [CG] R. L. Cohen and V. Godin. A polarized view of string topology. *Topology, geometry and quantum field theory*, 127{154, London Math. Soc. Lecture Note Ser., 308, Cambridge Univ. Press, Cambridge, 2004.
- [Ch] D. Chataur. A bordism approach to string topology. *Int. Math. Res. Not.* 2005, no. 46, 2829{2875.
- [CJ] R. L. Cohen and J. D. S. Jones. A homotopy theoretic realization of string topology. *Math. Ann.* 324 (2002), no. 4, 773{798.
- [CS] M. Chas and D. Sullivan. String Topology. Preprint math.GT/9911159. To appear in *Ann. of Math.*
- [Co] K. J. Costello. Topological conformal field theories and Calabi-Yau categories. Preprint math.QA/0412149. The Gromov-Witten potential associated to a TCFT. Preprint math.QA/0509264 and A dual point of view on the ribbon graph decomposition of moduli space. Preprint math.GT/0601130.
- [CV] J. Conant and K. Vogtmann. On a theorem of Kontsevich. *Algebr. Geom. Topol.* 3 (2003), 1167{1224.
- [H] J. L. Harer. Stability of the homology of the mapping class groups of orientable surfaces, *Ann. of Math.* 121 (1985), 215{249.
- [HM] J. H. Hubbard and H. Masur, Quadratic differentials and foliations, *Acta Math.* 142 (1979), 221{274.
- [J] J. D. S. Jones. Cyclic homology and equivariant homology. *Inventiones Math.* 87 (1987), 403{423.
- [K1] R. M. Kaufmann. On several varieties of cacti and their relations. *Algebraic & Geometric Topology* 5 (2005), 2{300.
- [K2] R. M. Kaufmann. On Spineless Cacti, Deligne’s Conjecture and Connes-Reimann’s Hopf Algebra. Preprint math.QA/0308005.
- [K3] R. M. Kaufmann. A proof of a cyclic version of Deligne’s conjecture via Cacti. Preprint, math.QA/0403340.
- [K4] R. M. Kaufmann. Moduli space actions on the Hochschild Co-Chains of a Frobenius algebra II: Correlators. Preprint.
- [K5] R. M. Kaufmann. The Arc Spectrum. In preparation.
- [KL1] A. Kapustin and Y. Li, D-branes in Landau-Ginzburg models and algebraic geometry. *JHEP* 0312, 005 (2003)
- [KL2] A. Kapustin and Y. Li, Topological correlators in Landau-Ginzburg models with boundaries. Preprint hep-th/0305136.
- [KR] A. Kapustin and L. Rozansky. On the relation between open and closed topological strings. *Commun. Math. Phys.* 252 (2004) 393{414.
- [K1] M. Kontsevich. Intersection theory on the moduli space of curves and the matrix Airy function. *Comm. Math. Phys.* 147 (1992), no. 1, 1{23.
- [K2] M. Kontsevich. Formal (non)commutative symplectic geometry. *The Gelfand Mathematical Seminars*, 1990{1992, 173{187, Birkhäuser Boston, Boston, MA, 1993.
- [K3] M. Kontsevich. Operads and Motives in Deformation Quantization. *Lett. Math. Phys.* 48 (1999) 35{72.
- [KP] R. M. Kaufmann and R. B. Penner. Closed/open string diagrammatics. math.GT/0603485. To appear in *Nucl. Phys. B*.
- [LP] R. M. Kaufmann, M. Livernet and R. B. Penner. Arc Operads and Arc Algebras. *Geometry and Topology* 7 (2003), 511{568.
- [KS1] M. Kontsevich and Y. Soibelman. Deformations of algebras over operads and Deligne’s conjecture. *Conference Moshe Flato 1999, Vol. I (Dijon)*, 255{307, *Math. Phys. Stud.*, 21, Kluwer Academic Publ., Dordrecht, 2000.
- [KS2] M. Kontsevich and Y. Soibelman. Notes on A_1 -categories and noncommutative geometry. Manuscript.

- [Me] S. A. Merkulov. De Rham model for string topology. *Int. Math. Res. Not.* 2004, no. 55, 2955{2981.
- [MS1] J. E. McClure and J. H. Smith, Jeffrey H. A solution of Deligne's Hochschild cohomology conjecture. *Recent progress in homotopy theory* (Baltimore, MD, 2000), 153-193, *Contemp. Math.*, 293, Amer. Math. Soc., Providence, RI, 2002.
- [MS2] J. E. McClure and J. H. Smith, Jeffrey H. Multivariable cochain operations and little n -cubes. *J. Amer. Math. Soc.* 16 (2003), no. 3, 681{704
- [MS3] James E. McClure and Jeffrey H. Smith. Cosimplicial objects and little n -cubes. *J. Amer. Math. Soc.* 17 (2004), no. 5, 1109{1153.
- [P] R. C. Penner, "The decorated Teichmüller space of punctured surfaces", *Communications in Mathematical Physics* 113 (1987), 299-339.
- [P2] R. C. Penner. Decorated Teichmüller theory of bordered surfaces. *Comm. Anal. Geom.* 12 (2004), no. 4, 793{820.
- [S1] D. Sullivan. Sigma models and string topology. *Graphs and patterns in mathematics and theoretical physics*, 1{11, *Proc. Sympos. Pure Math.*, 73, Amer. Math. Soc., Providence, RI, 2005. (Reviewer: David Chataur)
- [S2] D. Sullivan. Open and closed string field theory interpreted in classical algebraic topology. *Topology, geometry and quantum field theory*, 344{357, *London Math. Soc. Lecture Note Ser.*, 308, Cambridge Univ. Press, Cambridge, 2004
- [St] K. Strebel, *Quadratic Differentials*, *Ergebnisse der Math.* 35, Springer-Verlag, Heidelberg (1984).
- [T] Tamarkin, D., Another proof of M. Kontsevich formality theorem. Preprint math/9803025.
Formality of Chain Operad of Small Squares. *Lett. Math. Phys.* 66 (2003), no. 1-2, 65{72.
- [TZ] T. Tradler and M. Zeinalian. On the cyclic Deligne conjecture *J. Pure Appl. Algebra* 204 (2006), no. 2, 280{299.
- [V] A. A. Voronov. Homotopy Gerstenhaber algebras. *Conference Moshe Flato 1999, Vol. II* (Dijon), 307-331, *Math. Phys. Stud.*, 22, Kluwer Acad. Publ., Dordrecht, 2000
- [V2] A. A. Voronov. Notes on universal algebra. *Graphs and Patterns in Mathematics and Theoretical Physics* (M. Lyubich and L. Takhtajan, eds.), *Proc. Sympos. Pure Math.*, vol. 73, AMS, Providence, RI, 2005, pp. 81-103.

E-mail address: kaufmann@math.uconn.edu

University of Connecticut, Storrs CT 06269