

A DISCRETE INVITATION TO QUANTUM FILTERING AND FEEDBACK CONTROL*

LUC BOUTEN[†], RAMON VAN HANDEL[†], AND MATTHEW R. JAMES[‡]

Abstract. The engineering and control of devices at the quantum-mechanical level—such as those consisting of small numbers of atoms and photons—is a delicate business. The fundamental uncertainty that is inherently present at this scale manifests itself in the unavoidable presence of noise, making this a novel field of application for stochastic estimation and control theory. In this expository paper we demonstrate estimation and feedback control of quantum mechanical systems in what is essentially a noncommutative version of the binomial model that is popular in mathematical finance. The model is extremely rich and allows a full development of the theory, while remaining completely within the setting of finite-dimensional Hilbert spaces (thus avoiding the technical complications of the continuous theory). We introduce discretized models of an atom in interaction with the electromagnetic field, obtain filtering equations for photon counting and homodyne detection, and solve a stochastic control problem using dynamic programming and Lyapunov function methods.

Key words. discrete quantum filtering, quantum feedback control, quantum probability, conditional expectation, dynamic programming, stochastic Lyapunov functions.

AMS subject classifications. 93E11, 93E15, 93E20, 81P15, 81S25, 34F05.

Dedicated to Slava Belavkin on the occasion of his 60th birthday.

1. Introduction. Control theory, and in particular feedback control, is an important aspect of modern engineering. It provides a set of tools for the design of technology with reliable performance and has been applied with overwhelming success in the design of many of the devices that we use on a daily basis. In this article we will explore the following question: rather than controlling, say, a jet engine, can we use feedback to control an object as small as a single atom?

Though it is not directly visible in our everyday lives, the technology to manipulate matter at the level of single atoms and photons is well in place and is progressing at a fast rate. Nobel prize winning technologies such as laser cooling and trapping of atoms, which were state-of-the-art only a decade ago, are now routine procedures which are being applied in physics laboratories around the world. The generation of highly coherent light and the detection of single photons has been refined since the development of the laser. Given the availability of this unprecedented level of control over the microscopic world, the question of control design seems a timely one—one could wonder whether we can “close the loop” and make the atoms do useful work for us. This is the domain of quantum feedback control.

“Quantum,” of course, refers to the theory of quantum mechanics, which comes in necessarily at this level of description. Controlling an atom using feedback means that we need to be performing measurements on the atom, and measurements in quantum mechanics are inherently random. This makes the theory both challenging and interesting from the point of view of fundamental physics and control theory. As

* R.v.H. and L.B. are partially supported by the Army Research Office under Grant DAAD19-03-1-0073, and by the National Science Foundation under Grants CCF-0323542 and PHY-0456720. M.R.J. is supported by the Australian Research Council.

[†]Physical Measurement and Control 266-33, California Institute of Technology, Pasadena, CA 91125, USA (bouten@its.caltech.edu, ramon@its.caltech.edu).

[‡]Department of Engineering, Australian National University, Canberra, ACT 0200, Australia (matthew.james@anu.edu.au).




FIG. 1.1. A laboratory experiment in quantum feedback control, implementing the setup reported in [34]. The metal boxes in the foreground are diode lasers, whose output light is manipulated using a large number of optical elements. In the background on the left is a magnetically shielded chamber containing magnetic coils and a cell with laser cooled Cesium atoms. A schematic of the experiment is shown on the right. (Photograph courtesy of John Stockton.)

we will demonstrate, the theory of quantum feedback control resembles closely, and follows directly in many parts, the (classical) theory of stochastic control.

Several promising applications of quantum feedback control have been proposed and are now starting to be investigated in a laboratory setting. One class of such applications falls under the general heading of precision metrology: can we utilize the sensitivity of small numbers of atoms to external perturbations to design ultrafast, precise sensors, when the desired accuracy is on the order of the intrinsic quantum uncertainty of the sensor? Concrete applications include e.g. precision magnetometry [33, 67], which was recently investigated in a laboratory experiment [34] (see Figure 1.1), and atomic clocks [2]. A second class of examples involves the design of optical communication systems where each bit is encoded in a pulse containing only a small number of photons [24, 32]; see [3] for a related experimental demonstration. As a third application, we mention the use of feedback for cooling of atoms or nanomechanical devices [27, 41, 66], see [19] for a laboratory demonstration (the availability of efficient cooling techniques is important in experimental physics).

As both the theory and applications are still in their infancy, it is far from clear at this time what the ultimate impact of quantum feedback control will be; it is clearly unlikely that future generations of washing machines or airplanes will be powered by quantum control, but other application areas, such as the ones mentioned above, might well benefit from the availability of such technology. At the very least, however, the questions that arise in the subject prompt us to explore the fundamental limits on the control and engineering of physical systems, and a fruitful interplay between control theory and experimental physics enables the exploration of these limits using real-life experiments such as the one displayed in Figure 1.1. In this article we demonstrate the underlying theory using a simple but rich toy model; we hope that the reader is sufficiently intrigued to come along for the ride!

The study of quantum feedback control was pioneered by V. P. Belavkin in a 1983 paper [7], long before the experimental realization of such a setup was realistically feasible. Belavkin realized that due to the unavoidable presence of uncertainty in quantum measurements, the theory of filtering—the extraction of information from

noisy observations—plays a fundamental role in quantum feedback control, exactly as in the theory of stochastic control with partial observations [11]. In [7] feedback control was explored in discrete time using the operational formalism of Davies [23], which is the precursor of quantum filtering theory. Belavkin developed further the theory of quantum filtering in a series of articles [6, 8, 10], and in [8] the use of dynamic programming for feedback control in continuous time was sketched. We refer to [16] for a modern introduction to quantum filtering theory.

Independently from Belavkin’s work, the equations of quantum nonlinear filtering were developed in the physics literature by Carmichael [20], based on the work of Davies [23], under the name of “quantum trajectory theory”. Though the connection to filtering theory was not realized until much later, Carmichael’s work nonetheless spawned an investigation on the use of feedback control in the physics literature (see e.g. [26] and the references therein). It is here that most of the practical applications, such as the ones cited above, were proposed and developed.

Like its classical counterpart, the mathematical theory of quantum filtering and stochastic control in continuous time can be quite technical, requiring a heavy analytic machinery to obtain the necessary results in a rigorous way. On the other hand, we believe that the methods in the field can be understood perfectly well without being obscured by analytic complications. What we are going to do in this paper is to give a complete development of the basic theory of quantum filtering and feedback control in a simple toy model, which requires essentially no analytic machinery. We only assume some background in linear algebra and familiarity with elementary probability theory with martingales, roughly at the level of the inspiring textbook by D. Williams [71].

The model we will investigate likely has a familiar ring to those readers who are familiar with mathematical finance. It is in fact little more than a noncommutative version of the binomial model which has enjoyed wide popularity since its introduction by Cox, Ross and Rubinstein [22]. The model is widely used in the teaching of mathematical finance [65] and even on Wall Street as a flexible computational tool for the pricing of financial derivatives. The model has three key features, all of which are shared by its noncommutative counterpart, which make its investigation particularly appealing: (i) on the one hand the model is as simple as it can possibly be, consisting of a finite number of two-state random variables (coin flips)—hence analytical complications are avoided; (ii) on the other hand, many of the mathematical tools that are indispensable in the continuous context can be developed within the framework of this model and admit simple proofs: in particular, change of measure techniques, the martingale representation theorem, discrete stochastic integrals and even a (trivial) stochastic calculus can all be demonstrated in this context; and (iii) the model is in fact an approximation to the usual continuous time models in the sense that these are recovered when the limit as the time step tends to zero is taken in a suitable sense. For these reasons, we believe that such models are ideally suited as a first introduction to quantum filtering and feedback control.

The noncommutative model has an independent history in the quantum probability literature. In his book [60] P.-A. Meyer uses the building blocks of the model we use in this article to demonstrate the basic features of the Fock space, which underlies the continuous quantum stochastic calculus of Hudson-Parthasarathy [43], in a discrete setting (he calls this model, which he attributes to Journé [60, page 18], the “toy Fock space”). Repeated interaction models of a similar type were considered by Kümmerer [53]. Various authors have considered the continuous limit of such models [55, 4, 37] and have demonstrated convergence of the associated discretized evolution

equations to (Hudson-Parthasarathy) quantum stochastic differential equations which are routinely used for the description of realistic physical systems [31]. The description of measurements (in essence, filtering) in this discrete framework was deduced from basic physical arguments in Brun [18] and Gough [39].

In this paper we will not take the simplest and most straightforward route in treating these discrete models; similar equations can often be deduced by more elementary means [18, 39]. Rather, we will exploit the richness of the model to mimic as closely as possible the development of quantum filtering and feedback control in the continuous setting, where simple arguments based on linear algebra are useless. Indeed, the introduction of a “trivial” stochastic calculus, martingale representation, etc., may seem overkill in the context of this model, but these become powerful and indispensable tools in the treatment of the more general (and physically relevant) framework of continuous time evolution and observations. We hope to provide in this way a (relatively) gentle introduction to the full technical theory, where all the necessary ingredients make their appearance in a more accessible setting.

The remainder of the paper is organized as follows. In §2 we introduce the basic notions of quantum probability, and develop in detail the quantum binomial model which we will be studying throughout the article. §3 introduces conditional expectations in the quantum context and sets up the filtering problem. In §4 we develop a discrete stochastic calculus and use it to express the model of §2 in the form of a difference equation. §5 treats filtering using martingale methods, while §6 uses change of measure techniques. In §7 we show how to incorporate feedback in the model of §2, and we develop feedback controls using dynamic programming and Lyapunov function methods. We conclude in §8 with a set of references for further reading.

Notation. In general, Hilbert spaces are denoted by the script letter \mathcal{H} and are endowed with the inner product $\langle \cdot, \cdot \rangle$. We will assume all Hilbert spaces are complex and finite-dimensional. Recall that the adjoint of a linear operator $X : \mathcal{H} \rightarrow \mathcal{H}$ is defined as the unique operator X^* that satisfies $\langle X^*x, y \rangle = \langle x, Xy \rangle \forall x, y \in \mathcal{H}$, and that X is called self-adjoint if $X = X^*$. We denote by I the identity operator. The commutator between two linear operators is denoted as $[X, Y] = XY - YX$. Other script letter will be used for various purposes, such as classical filtrations (e.g. \mathcal{F}) or control sets (\mathcal{U}, \mathcal{C}). *-algebras (to be defined below) will be denoted by calligraphic type \mathcal{B} . The generic classical probability space will be denoted as $(\Omega, \Sigma, \mathbf{P})$, $\mathbf{E}_{\mathbf{P}}$ denotes the expectation with respect to the measure \mathbf{P} , and $\ell^\infty(\Sigma)$ denotes the space of Σ -measurable (bounded, but trivially so when Ω is a finite set) random variables.

2. The quantum binomial model. In this section we introduce the basic model that we will be dealing with throughout: a discretized approximation of the interaction between an atom and the electromagnetic field. First, however, we need to demonstrate how probability theory fits in the framework of quantum mechanics.

2.1. Random variables in quantum mechanics. The basic setting of quantum mechanics, as one would find it in most textbooks, is something like this. We start with a Hilbert space \mathcal{H} and fix some “state vector” $\psi \in \mathcal{H}$. An “observable”, the physicist’s word for random variable, is described by a self-adjoint operator X on \mathcal{H} , and the expectation of X is given by $\langle \psi, X\psi \rangle$. The set of values that X can take in a single measurement is its set of eigenvalues, and the probability of observing the eigenvalue λ_i is given by $\langle \psi, P_i\psi \rangle$ where P_i is the projection operator onto the eigenspace corresponding to λ_i . This is quite unlike the sort of description we are used to from classical probability theory—or is it?

In fact, the two theories are not as dissimilar as they may seem, and it is fruitful to formalize this idea (we do this in the next section). The key result that we need is the following elementary fact from linear algebra. This is just the statement that a set of commuting normal ($[X, X^*] = 0$) matrices can be simultaneously diagonalized.

THEOREM 2.1 (Spectral theorem). *Let \mathcal{H} be an n -dimensional Hilbert space, $n < \infty$. Let \mathcal{C} be a set of linear transformations from $\mathcal{H} \rightarrow \mathcal{H}$ that is closed under the adjoint (i.e. if $C \in \mathcal{C}$ then also $C^* \in \mathcal{C}$) and such that all the elements of \mathcal{C} commute (i.e. $[C, D] = 0 \ \forall C, D \in \mathcal{C}$). Then there exists an orthonormal basis of \mathcal{H} such that every $C \in \mathcal{C}$ is represented by a diagonal matrix with respect to this basis.*

Let us demonstrate how this works in the simplest case. Let $\dim \mathcal{H} = 2$, fix some $\psi \in \mathcal{H}$ and let $X = X^*$ be a self-adjoint operator on \mathcal{H} . The set $\mathcal{C} = \{X\}$ satisfies the conditions of the spectral theorem, so we can find an orthonormal basis in \mathcal{H} such that we can express X and ψ in this basis as

$$X = \begin{pmatrix} x_1 & 0 \\ 0 & x_2 \end{pmatrix}, \quad \psi = \begin{pmatrix} \psi_1 \\ \psi_2 \end{pmatrix}.$$

We can now interpret X as a random variable on some probability space. Introduce $\Omega = \{1, 2\}$, the map $x : \Omega \rightarrow \mathbb{R}$, $x(i) = x_i$, and the probability measure $\mathbf{P}(\{i\}) = |\psi_i|^2$ ($i = 1, 2$). Evidently $\langle \psi, X\psi \rangle = \mathbf{E}_{\mathbf{P}}(x)$, i.e. the random variable x has the same expectation under \mathbf{P} as we obtain from X and ψ using the usual quantum mechanical formalism. We can also easily calculate $\mathbf{P}(x = x_i) = |\psi_i|^2$, which is again consistent with the rules of quantum mechanics. As the spectral theorem works for more general sets \mathcal{C} , we can follow the same procedure to represent a set of commuting observables on a classical probability space and to calculate the joint statistics.

Up to this point we have done nothing particularly exciting: all we have done is to express the quantum “rules” listed in the first paragraph of this section in a convenient basis, and we have attached an interpretation in terms of classical probability theory. Conceptually, however, this is an important point: commuting observables *are* random variables on a classical probability space, and should be thought of in that way. Formalizing the way we can pass back and forth between the two descriptions will allow us to utilize classical probabilistic techniques in the quantum mechanical setting.

What the spectral theorem does not allow us to do is to simultaneously interpret two noncommuting observables as random variables on a single probability space. This is not a shortcoming of the theory, but has an important physical meaning. Observables that do not commute cannot be observed in the same realization: their joint probability distribution is a meaningless quantity (hence they are called *incompatible*). Strange as this may seem, this idea is a cornerstone of quantum theory and all the empirical evidence supports the conclusion that this is how nature works. We will accept as a physical principle that in a single realization we can choose to measure at most a commuting set of observables. However, we will see later that we can still estimate the statistics of observables which we did not choose to measure, even if these do not commute with each other, provided they commute with the measurements we did choose to perform. These ideas will be clarified in due course.

2.2. Quantum probability spaces. In this section we are going to introduce and motivate the notion of a (finite-dimensional) quantum probability space. The definitions may not seem completely natural at first sight, but their use will be amply illustrated in the remainder of the article.

In the example of the previous section, we saw how to construct a set of quantum observables as maps on the sample space Ω . To turn this into a probability

space we need to add a σ -algebra and a probability measure. As we are considering a particular set of random variables X_1, \dots, X_k it is natural to choose the σ -algebra $\sigma(X_1, \dots, X_k)$, i.e. the smallest σ -algebra with respect to which X_1, \dots, X_k are measurable (the σ -algebra generated by X_1, \dots, X_k), and the quantum state induces a probability measure on this σ -algebra. We would like to be able to specify the σ -algebra directly, however, without having to select some “preferred” set of random variables X_1, \dots, X_k —the values taken by these random variables are irrelevant, as we are only interested in the generated σ -algebra.

The definition we will give is motivated by the following observation. On a classical sample space Ω , consider the set $\ell^\infty(\Sigma)$ of all random variables measurable with respect to the σ -algebra Σ . If one is given such a set, then Σ can be reconstructed as $\Sigma = \sigma\{\ell^\infty(\Sigma)\}$. Conversely, however, we can easily construct $\ell^\infty(\Sigma)$ if we are given Σ . Hence these two structures carry the same information; by considering all measurable random variables at the same time we are no longer giving preference to a particular set X_1, \dots, X_k . In quantum probability, it will be more convenient to characterize a σ -algebra by its ℓ^∞ -space—the quantum analog of this object is a set of observables \mathcal{A} , which can be used directly as input for the spectral theorem. To complete the picture we need a way to characterize sets of observables \mathcal{A} which are mapped by the spectral theorem to a space of the form $\ell^\infty(\Sigma)$.

DEFINITION 2.2. *A $*$ -algebra \mathcal{A} is a set of linear transformations $\mathcal{H} \rightarrow \mathcal{H}$ such that $I, \alpha A + \beta B, AB, A^* \in \mathcal{A}$ for any $A, B \in \mathcal{A}$, $\alpha, \beta \in \mathbb{C}$. \mathcal{A} is called commutative if $AB = BA$ for any $A, B \in \mathcal{A}$. A linear map $\rho : \mathcal{A} \rightarrow \mathbb{C}$ which is positive $\rho(A^*A) \geq 0 \forall A \in \mathcal{A}$ and normalized $\rho(I) = 1$ is called a state on \mathcal{A} .*

DEFINITION 2.3. *A $*$ -isomorphism between a commutative $*$ -algebra \mathcal{A} and a set of functions \mathcal{A} on some space Ω is a linear bijection $\iota : \mathcal{A} \rightarrow \mathcal{A}$ such that $\iota(A^*) = \iota(A)^*$ ($\iota(A)^*(i)$ is the complex conjugate of $\iota(A)(i) \forall i \in \Omega$) and $\iota(AB) = \iota(A)\iota(B)$ ($(\iota(A)\iota(B))(i) = \iota(A)(i)\iota(B)(i) \forall i \in \Omega$) for every $A, B \in \mathcal{A}$.*

The reason we want $*$ -isomorphisms is to ensure that we can manipulate observables and classical random variables in the same way. That is, if X_1, X_2 are commuting self-adjoint operators that correspond to the random variables x_1, x_2 , then $X_1 + X_2$ must correspond to $x_1 + x_2$ and $X_1 X_2$ must correspond to $x_1 x_2$. The notion of a $*$ -algebra implements exactly the question posed above: every commutative $*$ -algebra can be mapped to a set of random variables of the form $\ell^\infty(\Sigma)$ for some σ -algebra Σ by using the spectral theorem and the following Lemma.

LEMMA 2.4. *Let $\Omega = \{1, \dots, n\}$. Then there is a one-to-one correspondence between (commutative) $*$ -algebras of $n \times n$ diagonal matrices and $\ell^\infty(\Sigma)$ -spaces.*

Proof. We need two simple facts. First, let X_1, \dots, X_k be elements of a $*$ -algebra of diagonal matrices. Then $f(X_1, \dots, X_k)$ is also an element of the $*$ -algebra for any function f . Clearly this is true if f is any (complex) polynomial. But this is sufficient, because given a finite number of points $x_1, \dots, x_n \in \mathbb{C}^k$ we can always find for any function f a polynomial \hat{f} that coincides with f on x_1, \dots, x_n . Second, we claim that for any Σ there exists a finite set of disjoint sets $S_1, \dots, S_k \in \Sigma$ such that $\bigcup_k S_k = \Omega$ and such that any $x \in \ell^\infty(\Sigma)$ can be written as $x = \sum_i x_i \chi_{S_i}$ (χ_S is the indicator function on S , $x_i \in \mathbb{C}$). To see this, note that there is only a finite possible number of disjoint partitions $\{T_i\}$ of Ω , the latter being a finite set. $\{S_i\}$ is then the (unique) finest such partition that is a subset of Σ . To show uniqueness: if $\{S_i\}, \{S'_i\} \subset \Sigma$ were two such partitions then $\{S_i \cap S'_j\} \subset \Sigma$ would be a finer partition unless $\{S_i\} = \{S'_i\}$.

Let us now prove the Lemma. For a diagonal matrix X we define the map $x(i) = \iota(X)(i) = X_{ii}$, and similarly for a map $x : \Omega \rightarrow \mathbb{C}$ define the diagonal matrix

$X_{ii} = \iota^{-1}(x)_{ii} = x(i)$. This gives a $*$ -isomorphism ι between the set \mathcal{A} of all diagonal matrices and the set $\ell^\infty(\Omega)$ of all maps on Ω . The claim of the Lemma is that ι maps any $*$ -subalgebra $\mathcal{C} \subset \mathcal{A}$ to $\ell^\infty(\Sigma)$ for some σ -algebra Σ , and conversely that $\iota^{-1}(\ell^\infty(\Sigma))$ is a $*$ -algebra for any Σ . The latter is a straightforward consequence of the definitions, so let us prove the former statement. Fix the $*$ -algebra \mathcal{C} and define $\mathcal{C} = \iota(\mathcal{C})$. Let $\Sigma = \sigma\{\mathcal{C}\}$, and introduce the smallest Ω -partition $\{S_i\} \subset \Sigma$ as above. If $\chi_{S_i} \in \mathcal{C}$ for every i , then we must have $\mathcal{C} = \ell^\infty(\Sigma)$: \mathcal{C} is an algebra and hence contains all random variables of the form $\sum_i x_i \chi_{S_i}$. Let us thus assume that there is some i such that $\chi_{S_i} \notin \mathcal{C}$; as $\Sigma = \sigma\{\mathcal{C}\}$, however, we must be able to find functions $x_{(1)}, \dots, x_{(n)} \in \mathcal{C}$ such that $x_{(1)}^{-1}(x_1) \cap \dots \cap x_{(n)}^{-1}(x_n) = S_i$. But if we choose $f(y_1, \dots, y_n) = \chi_{\{y_1=x_1, \dots, y_n=x_n\}}(y_1, \dots, y_n)$ then $f(x_{(1)}, \dots, x_{(n)}) = \chi_{S_i} \in \mathcal{C}$. Hence we have a contradiction, and the Lemma is proved. \square

We are now ready to introduce the basic mathematical object studied in this article: a *generalized* or *quantum probability space*. Applying the spectral theorem to this structure gives a fundamental result which we will use over and over.

DEFINITION 2.5 (Quantum probability space). *The pair (\mathcal{A}, ρ) , where \mathcal{A} is a $*$ -algebra of operators on a finite-dimensional Hilbert space \mathcal{H} and ρ is a state on \mathcal{A} , is called a (finite-dimensional) quantum probability space.*

THEOREM 2.6 (Spectral theorem for quantum probability spaces). *Let (\mathcal{C}, ρ) be a commutative quantum probability space. Then there is a probability space $(\Omega, \Sigma, \mathbf{P})$ and a $*$ -isomorphism $\iota : \mathcal{C} \rightarrow \ell^\infty(\Sigma)$ such that $\rho(X) = \mathbf{E}_{\mathbf{P}}(\iota(X)) \forall X \in \mathcal{C}$.*

What is so general about a *generalized* or *quantum probability space*? It is the existence of many commutative subalgebras within (\mathcal{A}, ρ) . Theorem 2.6 does not apply directly to (\mathcal{A}, ρ) , as usually such a space will not be commutative. On the other hand, in a single realization we can choose to observe at most a commutative set of observables, which generate a commutative subalgebra $\mathcal{C} \subset \mathcal{A}$. The probability space $(\mathcal{C}, \rho|_{\mathcal{C}})$ is commutative and is thus exactly equivalent to a classical probability space by Theorem 2.6. The space (\mathcal{A}, ρ) describes the statistics of all possible experiments—it is a collection of many incompatible classical probability models, each of which coincides with a commutative subalgebra of \mathcal{A} . The experiment we choose to perform in one single realization determines which commutative subalgebra of \mathcal{A} , i.e. which classical probability space, is needed to describe the random outcomes of that experiment.

REMARK 2.7. In section 2.1 we determined the probability measure \mathbf{P} using a state vector $\psi \in \mathcal{H}$; here we have replaced this notion by the *state* $\rho : \mathcal{C} \rightarrow \mathbb{C}$. This is in fact a generalization: the vector ψ corresponds to the state $\rho(X) = \langle \psi, X\psi \rangle$. In general we can always characterize a state ρ by a *density matrix* $\tilde{\rho}$ as follows: $\rho(X) = \text{Tr}[\tilde{\rho}X]$. This follows directly from linearity of ρ . Positivity and normalization impose the additional conditions $\rho \geq 0$ and $\text{Tr} \rho = 1$. A state of the form $\rho(X) = \langle \psi, X\psi \rangle = \text{Tr}[(\psi\psi^*)X]$ is known as a *pure* or *vector state*, whereas any other state is known as a *mixed state*. Both state vectors and density matrices are commonly used in the physics literature, while $\rho : \mathcal{C} \rightarrow \mathbb{C}$ is usual in quantum probability.

We will often speak of the $*$ -algebra *generated* by a set of observables X_1, \dots, X_k . By this we mean the smallest $*$ -algebra $\text{alg}\{X_1, \dots, X_k\}$ of operators on \mathcal{H} that contains X_1, \dots, X_k . This notion plays exactly the same role as the σ -algebra generated by a set of random variables—indeed, it is straightforward to verify that if X_1, \dots, X_k commute, then $\iota(\text{alg}\{X_1, \dots, X_k\}) = \ell^\infty(\sigma\{\iota(X_1), \dots, \iota(X_k)\})$.

In the following we will need to construct quantum probability spaces from a number of independent smaller probability spaces. The analogous classical notion can be illustrated as follows: suppose $(\Omega_i, \Sigma_i, \mathbf{P}_i)$, $i = 1, 2$ are two independent copies

of the probability space of a coin flip. Then $(\Omega_1 \times \Omega_2, \Sigma_1 \times \Sigma_2, \mathbf{P}_1 \times \mathbf{P}_2)$ is the joint probability space for the two independent coin flips, on which any random variable $f(\omega_1, \omega_2) = f(\omega_1)$ which depends only on the first coin and $g(\omega_1, \omega_2) = g(\omega_2)$ which depends only on the second coin are independent (under the product measure $\mathbf{P}_1 \times \mathbf{P}_2$).

The analogous construction for quantum probability spaces uses the tensor product; that is, given quantum probability spaces (\mathcal{A}_i, ρ_i) defined on the Hilbert spaces \mathcal{H}_i , we construct the joint space $(\mathcal{A}_1 \otimes \mathcal{A}_2, \rho_1 \otimes \rho_2)$ on the Hilbert space $\mathcal{H}_1 \otimes \mathcal{H}_2$. Here $\mathcal{H}_1 \otimes \mathcal{H}_2$ and $\mathcal{A}_1 \otimes \mathcal{A}_2$ denote the usual vector and matrix tensor products, while $\rho_1 \otimes \rho_2$ is defined by $(\rho_1 \otimes \rho_2)(A \otimes B) = \rho_1(A)\rho_2(B)$ and is extended to all of $\mathcal{A}_1 \otimes \mathcal{A}_2$ by linearity. It is not difficult to verify that also this construction is consistent with the classical case, as $\ell^\infty(\Sigma_1 \times \Sigma_2) = \ell^\infty(\Sigma_1) \otimes \ell^\infty(\Sigma_2)$; the *-isomorphism ι obtained through the spectral theorem then maps observables of the form $A \otimes I$ to random variables of the form $f(\omega_1, \omega_2) = f(\omega_1)$, and vice versa.

For the time being this is all the general theory that we need. We now turn to the construction of the class of models that we will consider throughout the paper.

2.3. Two-level systems. In this article all quantum systems will be built up (by means of tensor products) from two-level systems, i.e. quantum probability spaces with $\dim \mathcal{H} = 2$. Any observable of a two-level system is at most a two-state random variable, which makes the theory particularly simple. Nonetheless we will find a surprisingly rich structure in the resulting models. Moreover, it turns out that such models can approximate closely the behavior of realistic physical systems, see section 8. The classical counterpart of such models, i.e. the approximation of a continuous system by a sequence of coin flips, is well known e.g. in mathematical finance [22, 65].

We already encountered a two-level system in section 2.1. As we will use these systems so often, however, it will be useful to fix some notation and to introduce some standard vectors and operators which we will use throughout.

The canonical two-level system is described by the quantum probability space (\mathcal{M}, ρ) on the Hilbert space \mathbb{C}^2 , where \mathcal{M} is the *-algebra of all 2×2 complex matrices and ρ is some state on \mathcal{M} . Implicit in this description is the choice of a standard basis (hence the name canonical) which allows us to represent linear operators by the more convenient matrices; there is no loss of generality in doing this, and it will make our life much easier. We introduce the standard definitions:

$$\sigma_- = \begin{pmatrix} 0 & 0 \\ 1 & 0 \end{pmatrix}, \quad \sigma_+ = \sigma_-^* = \begin{pmatrix} 0 & 1 \\ 0 & 0 \end{pmatrix}, \quad \Phi = \begin{pmatrix} 0 \\ 1 \end{pmatrix}. \quad (2.1)$$

Φ is called the *vacuum vector* or *ground state vector* for reasons which will become clear shortly. Note that $\sigma_- \Phi = 0$, $\sigma_-^2 = 0$, and $\sigma_- \sigma_+ + \sigma_+ \sigma_- = I$. σ_+ and σ_- are convenient operators, as any matrix $M \in \mathcal{M}$ can be written as a linear combination of $\sigma_+ \sigma_-$, σ_+ , σ_- , I . We will also sometimes use the *Pauli matrix*

$$\sigma_z = \sigma_+ \sigma_- - \sigma_- \sigma_+ = \begin{pmatrix} 1 & 0 \\ 0 & -1 \end{pmatrix}. \quad (2.2)$$

EXAMPLE 2.8. (Two-level atom). In this example we are going to interpret the quantum probability space (\mathcal{M}, ρ) as the set of observables describing a single atom. Introduce the self-adjoint operator $H \in \mathcal{M}$ by

$$H = \frac{\hbar\omega_0}{2} \sigma_z = \begin{pmatrix} \frac{\hbar\omega_0}{2} & 0 \\ 0 & -\frac{\hbar\omega_0}{2} \end{pmatrix}, \quad (2.3)$$

where \hbar is Planck's constant (a fundamental constant of nature), ω_0 is a parameter representing a frequency (the so-called *atomic frequency*), and σ_z is the Pauli matrix given by Eq. (2.2). As an observable, the *Hamiltonian* H is interpreted as the *energy* of the atom (indeed, $\hbar\omega_0$ has units of energy). If an experiment is done to measure it, then from Eq. (2.3) it is clear that the outcome is a random variable taking either the value $\hbar\omega_0/2$ or $-\hbar\omega_0/2$ (note that H is already diagonal in the given basis).

The fact that the atomic energy takes discrete values is a fundamental result in quantum mechanics to which the theory owes its name. No actual atom has only two energy levels, but in some cases atomic physics is well approximated by such a description. Other physical observables, such as the intrinsic angular momentum (spin) of an electron, are exactly described by a two-level system. Throughout this article we will use the two-level system as a prototypical example of an atom.

We have not yet discussed the state ρ ; the state depends on the way the atom was prepared (e.g. is the atom at room temperature, has it been cooled to absolute zero, or perhaps it was excited by a laser?) A particularly interesting state, the *ground state*, is the one in which the energy takes its lowest possible value $-\hbar\omega_0/2$ with unit probability. This situation describes an atom that has been cooled to absolute zero temperature (a good approximation for laser-cooled atoms). It is not difficult to verify that the ground state is defined by $\rho(X) = \langle \Phi, X \Phi \rangle$ where Φ is the ground state vector. In general we can choose any state for the atom, i.e. we set

$$\rho(X) = \text{Tr}[\tilde{\rho}X] \quad \text{with} \quad \tilde{\rho} = \begin{pmatrix} \rho_{11} & \rho_{12} \\ \rho_{21} & \rho_{22} \end{pmatrix}, \quad X \in \mathcal{M},$$

where $\tilde{\rho}$ is a density matrix ($\tilde{\rho} \geq 0$, $\text{Tr} \tilde{\rho} = 1$). Then measurement of H yields the outcome $-\hbar\omega_0/2$ with probability ρ_{22} and $\hbar\omega_0/2$ with probability ρ_{11} . Note that the expectation value of the energy H is given by $\rho(H) = \text{Tr}[\tilde{\rho}H] = \frac{1}{2}\hbar\omega_0(\rho_{11} - \rho_{22})$.

Apart from the energy H the two-level atom may possess an *electric dipole moment*, described by the vector observable μ . Its three components are given by

$$\mu_a = \alpha_a \sigma_- + \alpha_a^* \sigma_+ = \begin{pmatrix} 0 & \alpha_a^* \\ \alpha_a & 0 \end{pmatrix}, \quad a \in \{x, y, z\},$$

where α_x , α_y and α_z are complex parameters (depending on which specific atom we are considering). Note that μ_a , $a \in \{x, y, z\}$ does not commute with H . Therefore μ_a and H cannot be simultaneously diagonalized by the spectral theorem, that is they cannot be represented on the same probability space. It is impossible to devise an experiment that measures both observables simultaneously. Note further that $\mu_{x,y,z}$ do not commute with each other unless $\alpha_{x,y,z}$ have the same phase, i.e. it is in general not even possible to measure all three components of μ in one realization.

2.4. The discrete field. Having obtained a simple model for an atom, we proceed by introducing a simple model for the electromagnetic field, e.g. light emitted from a laser. In the next section we will couple the atom and the field, which will allow us to describe measurements of light emitted from or scattered by the atom. Before we can do this, however, we must model the field in absence of the atom.

The model we have in mind is illustrated in Figure 2.1. Imagine a laser beam which we are measuring with a photodetector. The beam propagates towards the photodetector at the speed of light, so at each time t we will measure a different part of the beam. We wish to describe the measurements made by the photodetector at each time t . To simplify matters we will discretize time into slices. If these slices are

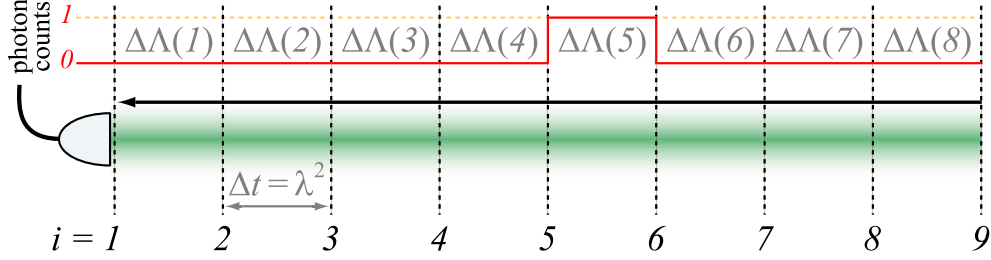


FIG. 2.1. Cartoon of a discretized model for the electromagnetic field. The field (e.g. a laser beam) propagates to the left until it hits a photodetector. When we discretize time with sufficiently small $\Delta t = \lambda^2$ then to good approximation the photodetector will detect either zero or one photons in each time step, and moreover the number of photons detected in each time interval are independent random variables. The observable $\Delta\Lambda(i)$ represents the number of photons detected in the time interval i . A possible sample path for the stochastic process $u(\Delta\Lambda(i))$ is displayed in red.

sufficiently small (as compared to the intensity of the laser), then to good approximation the photodetector will measure no more than one photon in each slice. Moreover, the measurement in each slice will be independent from the other slices, as we are measuring independent parts of the field at each time step. Hence we will model the photodetection of the field by a collection of independent $\{0, 1\}$ -valued random variables, one for each time slice, corresponding to whether a photon was (1) or was not (0) detected in each slice.

The model being a quantum mechanical model, the above description is not sufficient. The events detected by a photodetector are classical events, corresponding to an entire sample path of observations measured in a single realization, and hence are necessarily described by a commutative algebra. Other observations of the field are possible, using a different detection setup, which are incompatible with direct photodetection (we will encounter an example below). Hence we need a noncommutative model. Still, the considerations above are very suggestive: we will build our model from a collection of independent two-level systems, one for each time slice.

Fix an integer k and finite time interval $[0, T]$, $T > 0$. Define $\lambda = \sqrt{T/k}$, i.e. the interval $[0, T]$ is divided into k parts of equal length λ^2 . To every time slice $1, \dots, k$ we want to associate an independent copy of the canonical two-level system (\mathcal{M}, ρ) . But we have already seen how to do this: we must use tensor products, i.e. we introduce the quantum probability space

$$(\mathcal{W}_k, \rho_k) = (\mathcal{M}^{\otimes k}, \rho^{\otimes k}) = (\underbrace{\mathcal{M} \otimes \dots \otimes \mathcal{M}}_{k \text{ times}}, \underbrace{\rho \otimes \dots \otimes \rho}_{k \text{ times}}).$$

For any $X \in \mathcal{M}$ and integer $1 \leq i \leq k$, we define an element $X_i \in \mathcal{W}_k$ by

$$X_i = I^{\otimes(i-1)} \otimes X \otimes I^{\otimes(k-i)}.$$

X_i is the observable X in the time slice i . Note the fundamental property $[X_i, Y_j] = 0 \forall X, Y \in \mathcal{M}, i \neq j$: measurements on different slices of the field are always compatible.

Discrete noises. For $1 \leq i \leq k$ we define the standard increments

$$\begin{aligned} \Delta A(i) &= \lambda(\sigma_-)_i, & \Delta \Lambda(i) &= (\sigma_+ \sigma_-)_i, \\ \Delta A^*(i) &= \lambda(\sigma_+)_i, & \Delta t(i) &= \lambda^2 I, \end{aligned} \tag{2.4}$$

and consequently we introduce the discrete noise processes A , A^* , Λ and the discrete time process t (with the convention $A(0) = A^*(0) = \Lambda(0) = t(0) = 0$) as follows:

$$\begin{aligned} A(l) &= \sum_{i=1}^l \Delta A(i), & \Lambda(l) &= \sum_{i=1}^l \Delta \Lambda(i) \\ A^*(l) &= \sum_{i=1}^l \Delta A^*(i), & t(l) &= \sum_{i=1}^l \Delta t(i). \end{aligned}$$

The particular scaling of these expressions with λ has been selected so that the definitions make sense in the continuous limit $\lambda \rightarrow 0$; see section 8. For now, let us furnish these objects with a suitable interpretation. $t(l) = l\lambda^2 I$ is the easiest: this observable takes the value $l\lambda^2$ with probability one. We interpret $t(l)$ as the time that has elapsed after time slice l . Next, let us investigate $\Lambda(l)$.

Photon counting. For the observable $\sigma_+\sigma_- \in \mathcal{M}$, it is easily verified that the spectral theorem maps to a random variable $\iota(\sigma_+\sigma_-)$ that takes the value zero or one; indeed, the matrix corresponding to $\sigma_+\sigma_-$ (calculated using Eq. (2.1)) is given by

$$\sigma_+\sigma_- = \begin{pmatrix} 1 & 0 \\ 0 & 0 \end{pmatrix},$$

which is already in diagonal form. $\Delta \Lambda(i)$, $i = 1, \dots, k$ is a set of independent observables taking the value zero or one. We interpret $\Delta \Lambda(i)$ as the number of photons observed by a photodetector in the time slice i (as illustrated in Fig. 2.1).

The probability of observing a photon in the time slice i depends on the state ρ ; in the presence of a light source (a laser or a light bulb) this probability will be nonzero. If we turn off the light source, or if there was no light source in the first place, then the probability of measuring a photon will be zero in every time slice. As we discussed in the context of a two-level atom, this situation is described by the state $\phi(X) = \langle \Phi, X \Phi \rangle$ (i.e. $\rho_k = \phi^{\otimes k}$)—it is for this reason that this state is called the *vacuum state*. Even in the absence of an external light source an atom can still interact with the vacuum: e.g. an excited atom can spontaneously emit a photon into the vacuum, an event which we will want to measure using our photodetector. For concreteness, *we will always work in the following with the vacuum state $\phi^{\otimes k}$.*

Now recall that $\Delta \Lambda(i)$, $i = 1, \dots, k$ all commute with each other, and hence generate a commutative $*$ -algebra \mathcal{C}_k . The spectral theorem maps \mathcal{C}_k to a classical space (Ω_k, Σ_k) , which is simply the probability space corresponding to k independent coin flips (a “binomial model” in the terminology of [65]). The classical stochastic process $y_l = \iota(\Delta \Lambda(l))$ is then precisely the signal we observe coming from the photodetector. By applying the spectral theorem to the commutative subalgebras $\mathcal{C}_l = \text{alg}\{\Delta \Lambda(i) : i = 1, \dots, l\}$, $\mathcal{C}_l \subset \mathcal{C}_{l+1} \subset \dots \subset \mathcal{C}_k$, we obtain an increasing family of σ -algebras $\Sigma_l \subset \Sigma_{l+1} \subset \dots \subset \Sigma_k$, the *filtration* generated by the stochastic process y_l . As in the classical theory, the quantum filtration $\{\mathcal{C}_l\}$ allows us to keep track of what information is available based on observations up to and including time slice l .

It remains to consider $\Lambda(l) \in \mathcal{C}_l$: it is evident from the definition that this observable represents the number of photons observed up to and including time slice l . Hence the *number process* $\{\Lambda(l)\}_{l=1, \dots, k}$, which is clearly commutative as $\Lambda(l) \in \mathcal{C}_k \forall l$, maps to a classical counting process $\iota(\Lambda(l))$. All of this is not so interesting when we are working under the measure \mathbf{P}_k induced by the vacuum $\phi^{\otimes k}$ on (Ω_k, Σ_k) : under

this measure any sample path of $\iota(\Lambda(l))$ that is not identically zero has zero probability. Once we have introduced the interaction with an atom, however, the number process will allow us to count the number of photons emitted by the atom.

Homodyne detection. The processes $A(l)$ and $A^*(l)$ are not self-adjoint, but $X_\varphi(l) = e^{i\varphi}A(l) + e^{-i\varphi}A^*(l)$ is an observable for any phase $\varphi \in [0, \pi)$. Moreover, $\{X_\varphi(l)\}_{l=1, \dots, k}$ is a commutative process for fixed φ : to see this, note that $\Delta X_\varphi(l) = X_\varphi(l) - X_\varphi(l-1) = \lambda(e^{i\varphi}\sigma_- + e^{-i\varphi}\sigma_+)_l$ commute with each other for different l , so the same must hold for $X_\varphi(l)$. Hence, as above, we can use the spectral theorem to map $\mathcal{C}_k^\varphi = \text{alg}\{X_\varphi(l) : l = 1, \dots, k\}$ to a classical space $(\Omega_k^\varphi, \Sigma_k^\varphi)$, and similarly we obtain the filtration $\{\Sigma_l^\varphi\}_{l=1, \dots, k}$. Beware, however: $\{X_\varphi\}$ does not commute with $\{\Lambda\}$, nor does it commute with $\{X_{\varphi'}\}$ for $\varphi' \neq \varphi$. To observe each of these processes we need fundamentally different detectors, so that in any given realization at most one of these processes is available to us.

An optical detector that measures one of the processes $X_\varphi(l)$ is known as a *homodyne detection setup*, a term borrowed from radio engineering. What is measured in such a setup is usually interpreted by considering the electromagnetic field to be a wave at a certain frequency, as in classical electromagnetism. The homodyne detector then measures the component of this wave which is in phase with a certain reference wave, known as the local oscillator, and the parameter φ determines the phase of the local oscillator with respect to an external reference. The interpretation of the light in terms of waves (homodyne) or particles (photodetection) are not at odds, because the corresponding measurements $\{X_\varphi\}$ and $\{\Lambda\}$ do not commute. We will not dwell further on the physical interpretation of these detection schemes; suffice it to say that both homodyne detection and photodetection are extremely common techniques, either of which may be more convenient in any particular situation. The interested reader is referred to the quantum optics literature [70] for further information (see also [5] for a more mathematical perspective).

For concreteness we will always consider the case $\varphi = 0$ whenever we discuss homodyne detection in the following, i.e. we will consider the observation process $X(l) = A(l) + A^*(l)$. Let us investigate this process a little more closely. First, consider the two-level system observable $\sigma_+ + \sigma_-$:

$$\sigma_+ + \sigma_- = \begin{pmatrix} 0 & 1 \\ 1 & 0 \end{pmatrix} = \begin{pmatrix} \frac{1}{2} & \frac{1}{2} \\ \frac{1}{2} & \frac{1}{2} \end{pmatrix} - \begin{pmatrix} \frac{1}{2} & -\frac{1}{2} \\ -\frac{1}{2} & \frac{1}{2} \end{pmatrix} = P_1 - P_{-1}.$$

$P_{\pm 1}$ are projections, so we can read off that $\sigma_+ + \sigma_-$ has eigenvalues ± 1 . Moreover, note that $\langle \Phi, P_{\pm 1} \Phi \rangle = 1/2$. Hence evidently the spectral theorem maps $\sigma_+ + \sigma_-$ to a random variable taking the values ± 1 each with probability $1/2$ in the vacuum. It follows immediately that $\iota(\Delta X(l))$, $l = 1, \dots, k$ are independent random variables taking values $\pm \lambda$ with equal probability. Unlike in the case of photodetection, the homodyne detector gives a noisy signal even in the vacuum: a manifestation of *vacuum fluctuations*, as this is called in quantum optics. The process $\iota(X(l)) = \sum_{i=1}^l \iota(\Delta X(i))$, the *integrated photocurrent*, is evidently a symmetric random walk on the grid $\lambda\mathbb{Z}$. It is not difficult to see that $\iota(X(\lfloor t/\lambda^2 \rfloor))$ converges in law to a Wiener process as $\lambda \rightarrow 0$ (recall $t(l) = l\lambda^2$, so $l(t) \sim \lfloor t/\lambda^2 \rfloor$)—see section 8.

REMARK 2.9. The reader might wonder at this point why we have chosen the notation $\iota(\Delta\Lambda(l))$ or $\iota(\Delta X(l))$ for the observations—why not dispose of the Δ 's? The reason is that neither $\Delta X(\lfloor t/\lambda^2 \rfloor)$ nor $\Delta\Lambda(\lfloor t/\lambda^2 \rfloor)$ have well-defined limits as $\lambda \rightarrow 0$; for example, $\iota(\Delta X(\lfloor t/\lambda^2 \rfloor))$ would have to converge to white noise, which is not a mathematically well-defined object (at least in the sense of stochastic processes). The

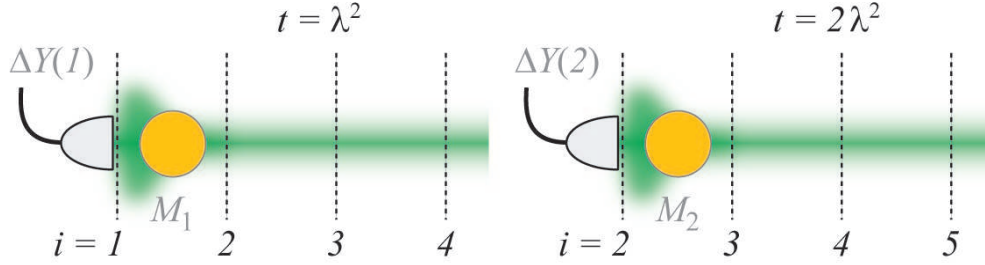


FIG. 2.2. Cartoon of the discretized atom-field interaction. In each time step i , the atom and the field at time slice i interact through a unitary transformation M_i . The time slice of the field is subsequently measured (using a photodetector or homodyne detection), which gives rise to the observation $\Delta Y(i)$. The field then propagates to the left by one time slice, and the procedure repeats.

Wiener process, on the other hand, has a rigorous definition. We use the convention that processes such as $X(\lfloor t/\lambda^2 \rfloor)$ have well-defined limits, whereas $\Delta X(\lfloor t/\lambda^2 \rfloor)$ will “converge” to dX_t which is only meaningful under the integral sign.

REMARK 2.10. It should be emphasized that the model we have introduced here is rather crude; certainly it was not derived from physical principles! Its main physical justification is that it converges in the limit $\lambda \rightarrow 0$ to a model which *is* obtained from physical principles, so that for small λ we can consider it to be a good approximation—see the references in section 8. The same disclaimer holds for what we will discuss in the remainder of section 2.

2.5. Repeated interaction. Now that we have descriptions of an atom and of the electromagnetic field, it is time to describe how these objects interact with each other. The atom can emit photons into the vacuum, which we subsequently detect using a photodetector; alternatively, we can measure using a homodyne detection setup how the presence of the atom perturbs the usual vacuum fluctuations. The remainder of the article is centered around the theme: how can we put such measurements to good use? The development of *filtering theory* allows us to estimate atomic observables based on the measurements in the field, and we can subsequently use this information to control the atom by means of *feedback control*.

The way the interaction works is illustrated in Figure 2.2. As before, the field propagates towards the detector, which measures sequentially time slices of the field. Now, however, we place the atom right in front of the detector, so that the current time slice interacts with the atom prior to being detected. This sort of model is called a repeated interaction: the atom is fixed, and interacts identically with each time slice of the field exactly once before it is detected. Before we can describe the repeated interaction in detail, we first have to describe how a single interaction is modeled in quantum mechanics. Though this article is mostly about quantum *probability*, we need a little bit of quantum *dynamics* in order to model physical systems.

Interactions in quantum mechanics. Suppose we have two independent two-level atoms, i.e. we are working on the quantum probability space $(\mathcal{M} \otimes \mathcal{M}, \rho \otimes \rho)$. Then, for example, the observable $\mu_x^1 = \mu_x \otimes I$ corresponds to the electric dipole moment of the first atom, and is independent from any observable $I \otimes X$ of the second atom. If the two atoms subsequently interact, however, then the dipole moment of the first atom would likely change; i.e. the dipole moment after the interaction is described by a different observable $\mu_x^{1,\text{after}}$ than before the interaction, and will likely

be correlated with some observable of the second atom $(I \otimes X)^{\text{after}}$.

In quantum mechanics, every interaction is described by a *unitary operator*. In the previous example, the interaction between the two atoms corresponds to a suitably chosen unitary map $U : \mathbb{C}^2 \otimes \mathbb{C}^2 \rightarrow \mathbb{C}^2 \otimes \mathbb{C}^2$. This means that any observable $X \in \mathcal{M} \otimes \mathcal{M}$ transforms to $U^* X U \in \mathcal{M} \otimes \mathcal{M}$ after the two atoms have interacted. In particular, $\mu_x^{1,\text{after}} = U^* \mu_x^1 U$ will generally be different than μ_x^1 , and is likely to be correlated with $U^*(I \otimes X)U$ for some X . Note that unitary rotation does not change the spectrum of an observable; i.e., $\iota(\mu_x^1)$ and $\iota(\mu_x^{1,\text{after}})$ take the same values, but they are defined on different probability spaces with different probability measures.

Recall that any unitary matrix U can be written as $U = e^{-iA}$ for some self-adjoint matrix A . Hence we can express any unitary transformation of $\mathcal{M} \otimes \mathcal{M}$ by

$$U = \exp(-i\{L_1 \otimes \sigma_+ \sigma_- + L_2 \otimes \sigma_+ + L_2^* \otimes \sigma_- + L_3 \otimes I\}),$$

where $L_{1,2,3} \in \mathcal{M}$ and L_1, L_3 are self-adjoint.

REMARK 2.11. We have described interactions by changing the observables corresponding to a particular physical quantity. This is how dynamics is usually represented in probability theory. For example, the classical discrete-time Markov chain $X_n = f(X_{n-1}, \xi_n)$ where ξ_n is i.i.d. noise is precisely of this form: the random variables X_n and X_{n-1} represent the same physical quantity X , but the interaction with the noise ξ means we have to represent X by different random variables X_n at different times. In quantum mechanics, this is called the *Heisenberg picture*. In the *Schrödinger picture*, any physical quantity is always represented by the same observable, but the underlying state is changed by the interaction. The two pictures are in some sense dual to each other, as is discussed in any quantum mechanics textbook (e.g. [59]). However, the Schrödinger picture is somewhat unnatural if one wants to work with (quantum) stochastic processes. In this article we will always work in the Heisenberg picture.

Atom-field interaction. We now consider the case that a two-level atom is coupled to the vacuum electromagnetic field, that is, we work on the quantum probability space $(\mathcal{M} \otimes \mathcal{W}_k, \mathbb{P})$ with $\mathbb{P} = \rho \otimes \phi^{\otimes k}$. The subspace $(\mathcal{M}, \rho) \subset (\mathcal{M} \otimes \mathcal{W}_k, \mathbb{P})$ is known as the *initial system* (ρ is called the *initial state*), because observables of the form $X \otimes I$ in $\mathcal{M} \otimes \mathcal{W}_k$ represent the atom's physical quantities at the initial time $k = 0$, i.e., before the atom has interacted with the field. The interaction requires us to modify these observables at each time $k > 0$, as we will now describe.

Let us begin by considering what happens to the system after one time step. At this time ($k = 1$) the atom has interacted only with the first time slice of the field, i.e. any atomic observable $X \otimes I$ at time $k = 0$ will evolve to $j_1(X) = M(1)^*(X \otimes I)M(1)$, where $M(1)$ is the unitary interaction of the form

$$M(1) = e^{-i\{L_1 \Delta \Lambda(1) + L_2 \Delta A^*(1) + L_2^* \Delta A(1) + L_3 \otimes \Delta t(1)\}}.$$

In the next time step, we want the atom to interact in an identical fashion with the second time slice, so we will define $j_2(X) = M(2)^* j_1(X) M(2)$ with

$$M(2) = e^{-i\{j_1(L_1) \Delta \Lambda(2) + j_1(L_2) \Delta A^*(2) + j_1(L_2^*) \Delta A(2) + j_1(L_3) \Delta t(2)\}}.$$

Note that we do not only need to change the time slice that we are interacting with, but we also need to propagate the atomic observables that define the interaction.

REMARK 2.12. Once again it is useful to have in mind the example of the classical Markov chain $X_n = f(X_{n-1}, \xi_n)$. Suppose X_n takes values in \mathbb{R}^k ; if we

are looking e.g. at the first component X_n^1 , then $X_n^1 = f(X_{n-1}^1, X_{n-1}^2, \dots, X_{n-1}^k, \xi_n)$. Hence the transformation $f(\cdot, X_{n-1}^2, \dots, X_{n-1}^k, \xi_n)$ of X_{n-1}^1 depends not only on the noise “time slice” ξ_n , but also on other “observables” of the system $X_{n-1}^2, \dots, X_{n-1}^k$ which must be evaluated at time $n-1$. Similarly our quantum mechanical interaction M depends at each time step l on the l th time slice in the field as well as on the atomic observables in the previous time step $l-1$.

Proceeding in a similar fashion, we find that any atomic observable $X \in \mathcal{M}$ has evolved to the observable $j_l(X) = U(l)^*(X \otimes I)U(l) \in \mathcal{M} \otimes \mathcal{W}_k$ at time l , where

$$U(l) = \overrightarrow{\prod}_{i=1}^l M(i) = M(1)M(2) \cdots M(l), \quad U(0) = I,$$

is a *repeated interaction* with the one time step interaction

$$M(l) = e^{-i\{j_{l-1}(L_1)\Delta\Lambda(l) + j_{l-1}(L_2)\Delta A^*(l) + j_{l-1}(L_2^*)\Delta A(l) + j_{l-1}(L_3)\Delta t(l)\}}.$$

The map $j_l(\cdot)$ defines the *time evolution* or *flow* of the atomic observables. The connection with dynamical systems theory can be made explicit: if we define $U(k, l) = M(k+1)M(k+2) \cdots M(l)$, $k < l$, and $J_{k,l}(X) = U(k, l)^* X U(k, l)$ for $X \in \mathcal{M} \otimes \mathcal{W}_k$, then $J_{k,l}(\cdot)$ is a two-parameter group of transformations of the algebra $\mathcal{M} \otimes \mathcal{W}_k$ (i.e. for $k < l < r$ $J_{l,r}(J_{k,l}(\cdot)) = J_{k,r}(\cdot)$, $J_{k,r}(J_{k,l}^{-1}(\cdot)) = J_{l,r}(\cdot)$, etc.); thus we have truly defined a discrete time dynamical system in the dynamical systems sense. We will not need this in the following, however.

There is a different representation of the repeated interaction unitary $U(l)$ which is often more convenient. Introduce the unitaries

$$M_l = e^{-i\{L_1\Delta\Lambda(l) + L_2\Delta A^*(l) + L_2^*\Delta A(l) + L_3\Delta t(l)\}} \quad (2.5)$$

which, in contrast to $M(l)$, depend on the *initial* observables $L_{1,2,3}$ rather than the time-evolved observable $j_{l-1}(L_{1,2,3})$. From $j_{l-1}(L_{1,2,3}) = U(l-1)^*(L_{1,2,3} \otimes I)U(l-1)$, it follows immediately that $M(l) = U(l-1)^* M_l U(l-1)$. But then

$$U(l) = U(l-1)M(l) = U(l-1)U(l-1)^* M_l U(l-1) = M_l U(l-1),$$

so we obtain the expression

$$U(l) = \overleftarrow{\prod}_{i=1}^l M_i = M_l M_{l-1} \cdots M_2 M_1.$$

Hence we can use the M_l 's rather than $M(l)$'s if we reverse the time ordering in the definition of $U(l)$. This is often convenient because M_l is only a function of the initial system and of the l th time slice, whereas $M(l)$ depends on the entire history of the field up to time slice l .

The choice of $L_{1,2,3} \in \mathcal{M}$ determines the nature of the physical interaction between the atom and the field. For different atoms or for different experimental scenarios this interaction can take very different forms; nonetheless the theory that we are about to develop can be set up in quite a general way for a large class of interactions. In section 2.6 we will introduce two specific examples of physical interactions which we will use throughout to illustrate the general theory.

Observations. Up to this point we have concentrated on the time evolution $j_l(X)$ of an atomic observable $X \otimes I$; however, the observables corresponding to time slices of the field are also modified by the interaction with the atom in a completely

analogous way. Recall, for example, that before the interaction the number of photons in time slice l is represented by the observable $I \otimes \Delta\Lambda(l)$. After the interaction this quantity is represented by $\Delta Y^\Lambda(l) = U(l)^*(I \otimes \Delta\Lambda(l))U(l)$, so that $\iota(\Delta Y^\Lambda(l))$ is precisely what we observe at time l if a photodetector is used to measure the field. Similarly, homodyne detection measures $\Delta Y^X(l) = U(l)^*(I \otimes \Delta A(l) + I \otimes \Delta A^*(l))U(l)$ at time l . We will use the generic notation $\Delta Y(l) = U(l)^*\Delta Z(l)U(l)$, where $\Delta Y = \Delta Y^\Lambda$ if $\Delta Z = I \otimes \Delta\Lambda$ and $\Delta Y = \Delta Y^X$ if $\Delta Z = I \otimes (\Delta A + \Delta A^*)$.

The first question we should ask ourselves is: does this procedure make sense? After all, in the laboratory we measure *classical* stochastic processes, so that in order for our theory to be consistent the random variables $\iota(\Delta Y(l))$, $l = 1, \dots, k$ must define a classical stochastic process on some fixed probability space $(\Omega_k, \Sigma_k, \mathbf{P}_k)$ —in other words, $\mathcal{Y}_k = \text{alg}\{\Delta Y(l) : l = 1, \dots, k\}$ must be a *commutative* algebra. Let us verify that this is indeed the case. The basic insight we need is the following observation: $[M_l, \Delta Z(i)] = 0$ for $l > i$ (this is easily verified by inspection), so that for $j > l$

$$\begin{aligned} U(j)^*\Delta Z(l)U(j) &= \left(\overrightarrow{\prod}_{i=1}^j M_i^*\right) \Delta Z(l) \left(\overleftarrow{\prod}_{i=1}^j M_i\right) \\ &= \left(\overrightarrow{\prod}_{i=1}^l M_i^*\right) \Delta Z(l) \left(\overleftarrow{\prod}_{i=1}^l M_i\right) = U(l)^*\Delta Z(l)U(l). \end{aligned}$$

This is not unexpected: it is simply a statement of the fact that the l th time slice of the field interacts exactly once with the atom, viz. at the l th time step (note that $U(j)^*\Delta Z(l)U(j) = \Delta Z(l)$ for $j < l$), for any l . But then for $j > l$

$$\begin{aligned} [\Delta Y(l), \Delta Y(j)] &= [U(l)^*\Delta Z(l)U(l), U(j)^*\Delta Z(j)U(j)] \\ &= [U(j)^*\Delta Z(l)U(j), U(j)^*\Delta Z(j)U(j)] = U(j)^*[\Delta Z(l), \Delta Z(j)]U(j) = 0, \end{aligned}$$

so that clearly \mathcal{Y}_k is commutative. This *self-nondemolition* property guarantees that the observations can indeed be interpreted as a classical stochastic process through the spectral theorem, a crucial requirement for the physical interpretation of the theory.

Previously we introduced the filtration $\mathcal{C}_l = \text{alg}\{\Delta Z(i) : i = 1, \dots, l\}$, $l = 1, \dots, k$ corresponding to the photodetection or homodyne detection of the field in absence of interaction with the atom. Similarly we now define the filtration $\mathcal{Y}_l = \text{alg}\{\Delta Y(i) : i = 1, \dots, l\}$, $l = 1, \dots, k$ which represents the information contained in observations of the field (after it has interacted with the atom) up to the l th time step. The following fact will be useful later on:

$$\mathcal{Y}_l = U(j)^*\mathcal{C}_lU(j) = \{U(j)^*XU(j) : X \in \mathcal{C}_l\} \quad \forall j \geq l.$$

The proof is identical to the proof of the self-nondemolition property.

We conclude this section with the demonstration of an important property of the models under investigation, the *nondemolition property*, to which we have already alluded in section 2.1. Choose any $X \in \mathcal{M}$. Then for any $l \leq i$

$$\begin{aligned} [\Delta Y(l), j_i(X)] &= [U(l)^*\Delta Z(l)U(l), U(i)^*(X \otimes I)U(i)] \\ &= [U(i)^*\Delta Z(l)U(i), U(i)^*(X \otimes I)U(i)] = U(i)^*[\Delta Z(l), X \otimes I]U(i) = 0. \end{aligned}$$

Evidently any atomic observable in time step i commutes with the entire history of observations up to that time. Thus in principle we could decide at any time to stop observing the field and we would still be able to measure any atomic observable: the

joint distribution of $\Delta Y(1), \dots, \Delta Y(l)$ and $j_l(X)$ is defined for any self-adjoint $X \in \mathcal{M}$, as $\text{alg}\{\Delta Y(1), \dots, \Delta Y(l), j_l(X)\}$ is a commutative $*$ -algebra, despite the fact that $j_l(X_1)$ and $j_l(X_2)$ need not commute for $X_1 \neq X_2$. This enables us to meaningfully define the *conditional expectation* of $j_l(X)$ with respect to the observations $\Delta Y(i)$, $i = 1, \dots, l$ for *any* $X \in \mathcal{M}$, which we will do in section 3. The nondemolition property provides us with a sensible way of estimating a whole set observables, despite the fact that these do not commute with each other, as every observable in this set separately commutes with the observation history on which we are basing the estimate. If the latter were not the case the estimates would have no physical relevance: one would not be able to devise an experiment, even in principle, which could verify the predictions of such an estimator. Similarly, it would be meaningless to try to control atomic observables which do not commute with the observations on which we have based our feedback control law. The nondemolition property avoids such problems and is thus of fundamental importance for quantum filtering and feedback control.

2.6. Examples. The interaction matrices $L_{1,2,3}$ determine the nature of the physical interaction between the atom and the field. Though we will set up the theory in the following sections for arbitrary $L_{1,2,3}$, we will repeatedly demonstrate the theory using the following two examples. The examples illustrate two common experimental scenarios—spontaneous emission and dispersive interaction—and we will be able to study these examples explicitly through numerical simulations.

Spontaneous emission. The *spontaneous emission* scenario is obtained when an atom sits undisturbed in the vacuum at zero temperature. If the energy of the atom is minimal $\mathbb{P}(H) = -\hbar\omega_0/2$, then it will remain this way for all time. Otherwise, the energy of the atom decays to its minimal value. A photodetector measuring the field would see exactly one emitted photon at some randomly distributed time: hence the name spontaneous emission. We will reproduce this behavior through numerical simulations once we have introduced the corresponding filtering equations.

The spontaneous emission model is characterized by the interaction matrices

$$L_1 = L_3 = 0, \quad L_2 = i\sqrt{2\kappa}\sigma_-,$$

where κ is the spontaneous emission rate. For simplicity, we will always set $2\kappa = 1$. This is a discretized version of the well known Wigner-Weisskopf model.

REMARK 2.13. In principle, we could calculate the possible observation sample paths and their probabilities already at this point. After all, we would only need to simultaneously diagonalize the matrices $\Delta Y(i)$, $i = 1, \dots, k$ obtained using this explicit choice for $L_{1,2,3}$. We will have a much more efficient way of calculating such sample paths, however, once we have introduced the filtering equations: these will allow us to simulate typical sample paths using a Monte Carlo method. Hence we postpone numerical investigation of our examples until then.

Dispersive interaction. In the spontaneous emission scenario, the atom radiates its excess energy by emitting a photon with energy $\hbar\omega_0$ (i.e. with frequency ω_0)—this is precisely the difference between the two values that the energy H can take. It is possible to suppress the spontaneous emission significantly by “discouraging” the atom to emit photons with frequency ω_0 ; for example, we can place the atom in an optical cavity whose resonant frequency is far detuned from ω_0 . In this *dispersive regime*, the (effective) interaction between the atom and the field is rather different in nature. An atom which has energy $+\hbar\omega_0/2$ will shift the phase of the output light by a small amount in one direction, while an atom with energy $-\hbar\omega_0/2$

will shift the phase by the same amount in the other direction. Such phase shifts can be observed using a homodyne detection setup, and the resulting photocurrent thus carries information on the energy of the atom.

The dispersive interaction model is characterized by the interaction matrices

$$L_1 = L_3 = 0, \quad L_2 = i\sqrt{g}\sigma_z,$$

where g is the interaction strength. For simplicity, we will always set $g = 1$.

3. Conditional expectations and the filtering problem. Within the context of the repeated interaction models introduced in the previous section, we have established that the observation history up to time step l is compatible with any atomic observable at time step l . In this section we will show how to estimate atomic observables based on the observation history. Because only commuting observables are involved, the corresponding theory can simply be “lifted” from classical probability theory using the spectral theorem. This is precisely what we will do.

3.1. A brief reminder. We begin by briefly recalling how classical conditioning works. Let $(\Omega, \Sigma, \mathbf{P})$ be a probability space and let $P, Q \in \Sigma$ be a pair of events. The *conditional probability* of P given Q is given by

$$\mathbf{P}(P|Q) = \frac{\mathbf{P}(P \cap Q)}{\mathbf{P}(Q)},$$

provided $\mathbf{P}(Q) \neq 0$. One could interpret this quantity roughly as follows: generate a large number of samples distributed according to the measure \mathbf{P} , but discard those samples for which the event Q is false. Then $\mathbf{P}(P|Q)$ is the fraction of the remaining samples for which the event P is true.

Now suppose $f : \Omega \rightarrow \{f_1, \dots, f_m\}$ and $g : \Omega \rightarrow \{g_1, \dots, g_n\}$ are measurable random variables that take a finite number of values. The *conditional expectation* of f given g is the random variable defined by

$$\mathbf{E}_{\mathbf{P}}(f|g)(\omega) = \sum_{j=1}^n \chi_{g^{-1}(g_j)}(\omega) \sum_{i=1}^m f_i \mathbf{P}(f^{-1}(f_i)|g^{-1}(g_j)), \quad \omega \in \Omega. \quad (3.1)$$

In fact, we can consider $\mathbf{E}_{\mathbf{P}}(f|g)(\omega)$ to be a function of g :

$$\mathbf{E}_{\mathbf{P}}(f|g)(\omega) = F(g(\omega)), \quad F : g_j \mapsto \sum_{i=1}^m f_i \mathbf{P}(f^{-1}(f_i)|g^{-1}(g_j)).$$

To interpret this quantity, again we generate a large number of samples but now we divide these up into disjoint subsets corresponding to the value taken by g . Now average f over each of these subsets. Then $F(g_j)$ is the average of f over the subset of samples on which g takes the value g_j , so that $\mathbf{E}_{\mathbf{P}}(f|g) = F(g)$ is simply the expectation of f given that we know g . Note that we did not define the quantity $\mathbf{P}(P|Q)$ for the case $\mathbf{P}(Q) = 0$; hence the expressions above for $\mathbf{P}(P|Q)$ are properly defined everywhere on Ω except on $\Omega^0 = \bigcup_{j:\mathbf{P}(g^{-1}(g_j))=0} g^{-1}(g_j) \in \Sigma$. We allow $\mathbf{E}_{\mathbf{P}}(f|g)$ to take arbitrary values on Ω^0 and call any such random variable a *version* of the conditional expectation of f with respect to g . There is no loss in doing this: all versions of the conditional expectation coincide with unit probability.

The use of these expressions is rather limited, as they do not extend beyond random variables g that take a finite number of values. One of Kolmogorov’s fundamental

TABLE 3.1

Elementary properties of the conditional expectation in classical (and quantum) probability; see e.g. [71]. Equalities are always in the sense of versions, e.g. $\mathbf{E}_{\mathbf{P}}(f_1|\mathcal{G}) + \mathbf{E}_{\mathbf{P}}(f_2|\mathcal{G}) = \mathbf{E}_{\mathbf{P}}(f_1 + f_2|\mathcal{G})$ means that any version of $\mathbf{E}_{\mathbf{P}}(f_1|\mathcal{G}) + \mathbf{E}_{\mathbf{P}}(f_2|\mathcal{G})$ is a version of $\mathbf{E}_{\mathbf{P}}(f_1 + f_2|\mathcal{G})$.

Property	Description
Linearity	$\alpha \mathbf{E}_{\mathbf{P}}(f_1 \mathcal{G}) + \beta \mathbf{E}_{\mathbf{P}}(f_2 \mathcal{G}) = \mathbf{E}_{\mathbf{P}}(\alpha f_1 + \beta f_2 \mathcal{G})$.
Positivity	If $f \geq 0$ then $\mathbf{E}_{\mathbf{P}}(f \mathcal{G}) \geq 0$ a.s.
Invariance of expectation	$\mathbf{E}_{\mathbf{P}}(\mathbf{E}_{\mathbf{P}}(f \mathcal{G})) = \mathbf{E}_{\mathbf{P}}(f)$.
Module property	If g is \mathcal{G} -measurable, $\mathbf{E}_{\mathbf{P}}(fg \mathcal{G}) = g \mathbf{E}_{\mathbf{P}}(f \mathcal{G})$ a.s. In particular, $\mathbf{E}_{\mathbf{P}}(g \mathcal{G}) = g \mathbf{E}_{\mathbf{P}}(1 \mathcal{G}) = g$ a.s.
Tower property	If $\mathcal{F} \subset \mathcal{G}$, $\mathbf{E}_{\mathbf{P}}(\mathbf{E}_{\mathbf{P}}(f \mathcal{G}) \mathcal{F}) = \mathbf{E}_{\mathbf{P}}(f \mathcal{F})$.
Independence	If $\sigma\{f, \mathcal{F}\}$ is independent of \mathcal{G} , $\mathbf{E}_{\mathbf{P}}(f \sigma\{\mathcal{F}, \mathcal{G}\}) = \mathbf{E}_{\mathbf{P}}(f \mathcal{F})$ a.s.

insights in the axiomatization of probability theory was his abstract definition of the conditional expectation, which works in the most general settings. In this article we only use finite state random variables, but even so we find it significantly easier to use the abstract definition than these clumsy explicit expressions. Let us thus briefly recall the general setting, as can be found in any probability textbook (e.g. [71]).

Let $\mathcal{G} \subset \Sigma$ be a σ -algebra on which we want to condition—i.e., these are the events which we know to be true or false due to our observations. Let f be a Σ -measurable random variable. Then any \mathcal{G} -measurable random variable \hat{f} that satisfies

$$\mathbf{E}_{\mathbf{P}}(\hat{f}g) = \mathbf{E}_{\mathbf{P}}(fg) \quad \forall \mathcal{G}\text{-measurable (bounded) } g \quad (3.2)$$

is a version of the conditional expectation $\hat{f} = \mathbf{E}_{\mathbf{P}}(f|\mathcal{G})$. The conditional expectation is by construction a function of what we have observed (it is \mathcal{G} -measurable), as it should be. It is easily verified that the explicit expression Eq. (3.1) satisfies the abstract definition with $\mathcal{G} = \sigma\{g\}$. In fact, in the case where Ω takes a finite number of values we can always express $\mathbf{E}_{\mathbf{P}}(f|\mathcal{G})$ as in Eq. (3.1) by constructing g specifically so that it generates \mathcal{G} : expressing g in terms of the smallest measurable partition of Ω as in the proof of Lemma 2.4, we only need to make sure that g takes a different value on each set in that partition. Hence there always exists a \hat{f} that satisfies the abstract definition, and it is not difficult to prove that all versions coincide with unit probability—the proof of the latter is the same as the one give below in the quantum case. Elementary properties of the conditional expectation are listed in Table 3.1.

We conclude by recalling the geometric interpretation of the conditional expectation. For simplicity, take $\Omega = \{1, \dots, N\}$ and fix the σ -algebra $\mathcal{G} \subset \Sigma$. Clearly $\ell^\infty(\Sigma)$ is a finite-dimensional linear space and $\ell^\infty(\mathcal{G}) \subset \ell^\infty(\Sigma)$ is a linear subspace. Moreover $\langle f, g \rangle_{\mathbf{P}} = \mathbf{E}_{\mathbf{P}}(f^*g)$ is a pre-inner product: it satisfies all the conditions of the inner product, except $\langle f, f \rangle_{\mathbf{P}} = 0$ iff $f = 0$ \mathbf{P} -a.s. rather than iff $f(\omega) = 0$ $\forall \omega \in \Omega$. Hence under $\langle \cdot, \cdot \rangle_{\mathbf{P}}$, $\ell^\infty(\Sigma)$ is a pre-inner product space. With this interpretation, it is evident from Eq. (3.2) that $\mathbf{E}_{\mathbf{P}}(f|\mathcal{G})$ is simply the *orthogonal projection* of $f \in \ell^\infty(\Sigma)$ onto $\ell^\infty(\mathcal{G})$. It follows from the projection theorem that $\mathbf{E}_{\mathbf{P}}(f|\mathcal{G})$ is the a.s. unique random variable $\hat{f} \in \ell^\infty(\mathcal{G})$ that minimizes the mean-square error $\langle f - \hat{f}, f - \hat{f} \rangle_{\mathbf{P}} = \mathbf{E}_{\mathbf{P}}(|f - \hat{f}|^2)$. This gives the conditional expectation, in addition to the *probabilistic* interpretation above, a firm *statistical* interpretation as the estimator that minimizes the mean square error.

3.2. Quantum conditional expectation. Let $(\mathcal{B}, \mathbb{P})$ be a commutative quantum probability space; by the spectral theorem, it is equivalent to some classical probability space $(\Omega, \Sigma, \mathbf{P})$. Moreover, the $*$ -subalgebra $\mathcal{C} \subset \mathcal{B}$ defines through the

spectral theorem a σ -subalgebra $\mathcal{G} \subset \Sigma$ (as $\iota(\mathcal{C}) = \ell^\infty(\mathcal{G}) \subset \ell^\infty(\Sigma)$). Because the classical and quantum probability models are completely equivalent, we can simply lift the definition of the conditional expectation to the algebraic level:

$$\mathbb{P}(X|\mathcal{C}) = \iota^{-1}(\mathbf{E}_{\mathbf{P}}(\iota(X)|\mathcal{G})) \quad \forall X \in \mathcal{B}.$$

This is nothing but a re-expression of the conditional expectation $\mathbf{E}_{\mathbf{P}}(f|\mathcal{G})$ in the language of $*$ -algebras. In fact, we can go one step further and directly translate the abstract definition Eq. (3.2) into algebraic language: any $\hat{X} \in \mathcal{C}$ that satisfies $\mathbb{P}(XC) = \mathbb{P}(\hat{X}C) \forall C \in \mathcal{C}$ is a version of $\mathbb{P}(X|\mathcal{C})$. We emphasize again: by the spectral theorem, observables $X \in \mathcal{B}$ are just random variables and $\mathbb{P}(X|\mathcal{C})$ is just the ordinary conditional expectation. The spectral theorem is a powerful tool indeed!

Usually we do not start with a commutative quantum probability space. Rather, we begin with a noncommutative space $(\mathcal{A}, \mathbb{P})$ and choose a commutative subalgebra $\mathcal{C} \subset \mathcal{A}$ corresponding to the observations—keep in mind the example of the space $(\mathcal{M} \otimes \mathcal{W}_k, \rho \otimes \phi^{\otimes k})$ with the observations $\mathcal{Y}_l \subset \mathcal{M} \otimes \mathcal{W}_k$ at time step l . As we have seen, there could be many elements $X \in \mathcal{A}$ that commute with every element in \mathcal{C} , but that do not commute with each other. The set $\mathcal{C}' = \{A \in \mathcal{A} : [A, C] = 0 \forall C \in \mathcal{C}\}$ is called the *commutant* of \mathcal{C} in \mathcal{A} . It is easily verified that \mathcal{C}' is always a $*$ -algebra, but generally \mathcal{C}' is not commutative. Nonetheless we can naturally extend our previous definition of $\mathbb{P}(\cdot|\mathcal{C})$ from the commutative algebra \mathcal{B} to the case $\mathcal{B} = \mathcal{C}'$.

DEFINITION 3.1 (Quantum conditional expectation). *Let $(\mathcal{A}, \mathbb{P})$ be a quantum probability space, and let \mathcal{C} be a commutative subalgebra of \mathcal{A} . Then the map $\mathbb{P}(\cdot|\mathcal{C}) : \mathcal{C}' \rightarrow \mathcal{C}$ is called a version of the conditional expectation from \mathcal{C}' onto \mathcal{C} if $\mathbb{P}(\mathbb{P}(A|\mathcal{C})C) = \mathbb{P}(AC) \forall A \in \mathcal{C}', C \in \mathcal{C}$.*

How should we interpret this definition? Let $A = A^* \in \mathcal{C}'$ be an observable, and suppose we are interested in $\mathbb{P}(A|\mathcal{C})$. The definition of $\mathbb{P}(A|\mathcal{C})$ only involves the operators A and $C \in \mathcal{C}$, so for the purposes of evaluating $\mathbb{P}(A|\mathcal{C})$ we don't need the entire algebra \mathcal{C}' : we might as well confine ourselves to $\mathcal{C}_A = \text{alg}\{A, C : C \in \mathcal{C}\} \subset \mathcal{C}'$ —but \mathcal{C}_A is commutative! Hence for any $A = A^* \in \mathcal{C}'$, Definition 3.1 simply reduces to the commutative definition we gave before. For $A \neq A^*$, we can always write $A = P + iQ$ where $P = (A + A^*)/2$ and $Q = -i(A - A^*)/2$ are self-adjoint, and we define $\mathbb{P}(A|\mathcal{C}) = \mathbb{P}(P|\mathcal{C}) + i\mathbb{P}(Q|\mathcal{C})$. We do this mostly for computational convenience (e.g., to ensure that the conditional expectation is linear); at the end of the day, only conditional expectations of observables have a meaningful interpretation.

By now it should not come as a surprise that the conditional expectation can only be defined on the commutant \mathcal{C}' . In section 3.1 we gave an “experimental procedure” for calculating the conditional expectation of a random variable f : generate a large number of samples from the joint distribution of f and the observations which we are conditioning on, separate the samples into subsets corresponding to the different observations, and average f within each of these subsets. But quantum mechanics tells us that it is fundamentally impossible to devise such an experiment when the observable A which we want to condition is incompatible with the observations! The commutant \mathcal{C}' is thus precisely the right notion for a meaningful definition of the quantum conditional expectation¹.

¹That is not to say that this is the only definition used in the quantum probability literature; in fact, a more general definition, of which our definition is a special case, is very common [68]. Such a definition is very different in spirit, however, and is not motivated by the probabilistic/statistical point of view needed for filtering and feedback control.

Having introduced an abstract definition, let's do a little ground work.

LEMMA 3.2. $\mathbb{P}(A|\mathcal{C})$, $A \in \mathcal{C}'$ exists and is unique with probability one, i.e. any two versions P and Q of $\mathbb{P}(A|\mathcal{C})$ satisfy $\mathbb{P}((P - Q)^*(P - Q)) = 0$.

Proof. We first introduce some notation. $\langle F, G \rangle_{\mathbb{P}} = \mathbb{P}(F^*G)$ defines a pre-inner product on \mathcal{C}' , thus turning it into a pre-inner product space. The associated seminorm is denoted by $\|F\|_{\mathbb{P}} = (\langle F, F \rangle_{\mathbb{P}})^{1/2}$.

Existence. For any self-adjoint $A = A^* \in \mathcal{C}'$, define $\mathcal{C}_A = \text{alg}\{A, C : C \in \mathcal{C}\}$. The spectral theorem then provides a probability space $(\Omega_A, \Sigma_A, \mathbf{P}_A)$ and a *-isomorphism $\iota_A : \mathcal{C}_A \rightarrow \ell^\infty(\Sigma_A)$, and we write $\iota_A(\mathcal{C}) = \ell^\infty(\mathcal{G}_A)$. For every such A , define $\mathbb{P}(A|\mathcal{C}) = \iota_A^{-1}(a)$ where a is some version of $\mathbf{P}_A(\iota_A(A)|\mathcal{G}_A)$. For non-selfadjoint $A \in \mathcal{C}'$, define $\mathbb{P}(A|\mathcal{C}) = \mathbb{P}(P|\mathcal{C}) + i\mathbb{P}(Q|\mathcal{C})$ with $P = (A + A^*)/2$ and $Q = -i(A - A^*)/2$. It is easily verified that the map $\mathbb{P}(\cdot|\mathcal{C})$ thus constructed satisfies Definition 3.1.

Uniqueness with probability one. By Definition 3.1, we have $\langle C, A - \mathbb{P}(A|\mathcal{C}) \rangle_{\mathbb{P}} = \mathbb{P}(C^*A) - \mathbb{P}(C^*\mathbb{P}(A|\mathcal{C})) = 0$ for all $C \in \mathcal{C}$, $A \in \mathcal{C}'$, i.e., $A - \mathbb{P}(A|\mathcal{C})$ is orthogonal to \mathcal{C} . Now let P and Q be two versions of $\mathbb{P}(A|\mathcal{C})$. It follows that $\langle C, P - Q \rangle_{\mathbb{P}} = 0$ for all $C \in \mathcal{C}$. But $P - Q \in \mathcal{C}$, so $\langle P - Q, P - Q \rangle_{\mathbb{P}} = \|P - Q\|_{\mathbb{P}}^2 = 0$. \square

Let us prove that the conditional expectation is the least mean square estimate.

LEMMA 3.3. $\mathbb{P}(A|\mathcal{C})$ is the least mean square estimate of A given \mathcal{C} , i.e. for any $C \in \mathcal{C}$ we have $\|A - \mathbb{P}(A|\mathcal{C})\|_{\mathbb{P}} \leq \|A - C\|_{\mathbb{P}}$.

Proof. For any $C \in \mathcal{C}$ we have $\|A - C\|_{\mathbb{P}}^2 = \|A - \mathbb{P}(A|\mathcal{C}) + \mathbb{P}(A|\mathcal{C}) - C\|_{\mathbb{P}}^2$. But as $A - \mathbb{P}(A|\mathcal{C})$ is orthogonal to $\mathbb{P}(A|\mathcal{C}) - C \in \mathcal{C}$, we obtain $\|A - C\|_{\mathbb{P}}^2 = \|A - \mathbb{P}(A|\mathcal{C})\|_{\mathbb{P}}^2 + \|\mathbb{P}(A|\mathcal{C}) - C\|_{\mathbb{P}}^2$. The result follows immediately. \square

The elementary properties listed in Table 3.1 and their proofs carry over directly to the quantum case. For example, let us prove linearity. It suffices to show that $Z = \alpha\mathbb{P}(A|\mathcal{C}) + \beta\mathbb{P}(B|\mathcal{C})$ satisfies the definition of $\mathbb{P}(\alpha A + \beta B|\mathcal{C})$, i.e. $\mathbb{P}(ZC) = \mathbb{P}((\alpha A + \beta B)C)$ for all $C \in \mathcal{C}$. But this is immediate from the linearity of \mathbb{P} and Definition 3.1. We encourage the reader to verify the remaining properties.

In Section 6 we will need to relate conditional expectations with respect to different states to each other. This is done by the following Bayes-type formula.

LEMMA 3.4 (**Bayes formula**). Let $(\mathcal{A}, \mathbb{P})$ be a quantum probability space, and let \mathcal{C} be a commutative subalgebra of \mathcal{A} . Let V be an element in \mathcal{C}' such that $V^*V > 0$ and $\mathbb{P}(V^*V) = 1$. We can define a new state \mathbb{Q} on \mathcal{C}' by $\mathbb{Q}(X) = \mathbb{P}(V^*XV)$, and

$$\mathbb{Q}(X|\mathcal{C}) = \frac{\mathbb{P}(V^*XV|\mathcal{C})}{\mathbb{P}(V^*V|\mathcal{C})} \quad \forall X \in \mathcal{C}'.$$

Proof. Let K be an element of \mathcal{C} . For any $X \in \mathcal{C}'$ we can write

$$\begin{aligned} \mathbb{P}(\mathbb{P}(V^*XV|\mathcal{C})K) &= \mathbb{P}(V^*XKV) = \mathbb{Q}(XK) = \mathbb{Q}(\mathbb{Q}(X|\mathcal{C})K) = \\ &= \mathbb{P}(V^*V\mathbb{Q}(X|\mathcal{C})K) = \mathbb{P}(\mathbb{P}(V^*V\mathbb{Q}(X|\mathcal{C})K|\mathcal{C})) = \mathbb{P}(\mathbb{P}(V^*V|\mathcal{C})\mathbb{Q}(X|\mathcal{C})K), \end{aligned}$$

and the result follows directly. \square

3.3. Statement of the filtering problem. Let us return to the two-level system coupled to the discretized electromagnetic field, as described in section 2.5. Recall that we observe the commutative process $\Delta Y(l)$, with either $Y = Y^\Lambda$ or Y^X depending on what detector we choose to use, and that this process generates the commutative filtration \mathcal{Y}_l . Suppose we have been observing Y up to and including time l . What can we infer about the atom?

The nondemolition condition allows us to make sense of this question. In the language of this section, nondemolition simply means that $j_l(X) \in \mathcal{Y}'_l$ for any $l = 0, \dots, k$, $X \in \mathcal{M}$. Hence the conditional expectations

$$\pi_l(X) = \mathbb{P}(j_l(X)|\mathcal{Y}_l), \quad 0 \leq l \leq k, \quad X \in \mathcal{M}$$

are well defined, and we could e.g. interpret $\pi_l(X)$ as the least mean square estimate of an atomic observable X at time step l given the observation history.

Though it is evident that the conditional expectations $\pi_l(X)$ are well defined, it is quite another matter to calculate them explicitly. In principle we have a recipe which we could follow to perform this calculation: find a basis in which $j_l(X)$ and $\Delta Y(i)$, $i = 1, \dots, l$ are simultaneously diagonalized, apply an expression similar to Eq. (3.1), and then re-express the result in the original basis. Such a procedure would be extremely unpleasant, to say the least; clearly we are in need a better way of doing this. Finding a useful explicit representation of the conditional expectations $\pi_l(\cdot)$ is known as the *filtering problem*.

Sections 5 and 6 are dedicated to the solution of the filtering problem, which we will do in two different ways (and obtain two different expressions!) Both methods give rise to *recursive* equations, that is, we will find *filtering equations* of the form $\pi_l(\cdot) = f(\pi_{l-1}(\cdot), \Delta Y(l))$. This is very convenient computationally as we don't need to remember the history of observations: to calculate the current estimates $\pi_l(\cdot)$, all we need to know are the corresponding estimates in the previous time step $\pi_{l-1}(\cdot)$ and our observation in the current time step $\Delta Y(l)$. In other words, we can update our estimates in real time using only the current observation in each time step.

3.4. A brief look ahead. The filtering problem is very interesting in itself; its solution provides us with an efficient way of estimating atomic observables from the observation data. We have an ulterior motive, however, for putting such emphasis on this problem—filtering is a fundamental part of stochastic control with partial observations, and hence plays a central role in quantum feedback control. This is the subject of section 7, and we postpone a detailed discussion until then. Let us briefly sketch, however, why we might expect filtering to enter the picture.

In order to design a controller, we first have to specify what goal we are trying to achieve. Control goals are generally expressed in terms of expectations over atomic observables. For example, we might want to maximize the expected x -dipole moment $\mathbb{P}(j_k(\mu_x))$ at the terminal time $t(k) = T$, or we might try to steer the dipole moment to a specific value α (e.g. by minimizing $\mathbb{P}(j_k((\mu_x - \alpha)^2))$). If we are not sure that we are going to finish running the control through time T , perhaps we would prefer to maximize the time-average expected dipole moment $\frac{1}{k} \sum_{l=1}^k \mathbb{P}(j_l(\mu_x))$ —etc. etc. The problem is that our control can depend on the entire observation history; the *optimal* control can have quite a complicated dependence on the observation history!

The key observation we need is that by an elementary property of the conditional expectation, $\mathbb{P}(j_l(X)) = \mathbb{P}(\pi_l(X))$. Rather than expressing our control goal directly in terms of the quantum model, we are free to express the same goal in terms of the filter only, as though it were the filter we wanted to control rather than the atom itself. It will turn out that optimal controls have a very simple dependence on the filter: the control in time step l can be expressed as some (deterministic) function of the filter at time $l - 1$. The filter $\pi_l(\cdot)$ is called an *information state* for the control problem, as $\pi_l(\cdot)$ contains all the information we need to compute the feedback law.

The fact that optimal controls separate into a filtering step and a simple feedback step is known as the *separation principle*. The complicated dependence of the

control on the observation history is completely absorbed by the filter (which is by construction only a function of the observations). By solving the filtering problem in a recursive manner, we obtain an efficient way of calculating the optimal controls. This amply motivates, beside its intrinsic interest, our interest in the filtering problem.

4. Discrete quantum stochastic calculus. In the previous sections we have provided an introduction to quantum probability, introduced a toy model for the interaction of an atom with the electromagnetic field, and introduced conditional expectations and the filtering problem in the quantum setting. At this point we change gears, and concentrate on developing machinery that will help us to actually solve the filtering problem (in two different ways) and ultimately to treat control problems associated with our model.

We begin in this section by rewriting the repeated interactions of section 2.5 as difference equations, and we develop a “stochastic calculus” to manipulate such equations. In the discrete setting this calculus is not a very deep result: it is merely a matrix multiplication table, as can be seen from the proof below. In continuous time, however, difference equations become (quantum stochastic) differential equations and the stochastic calculus is an indispensable tool. While in continuous time linear algebra is replaced by the much more difficult functional analysis, the quantum stochastic calculus nonetheless enables one to deal with the corresponding objects using simple algebraic manipulations. Bearing in mind our goal to mirror as closely as possible the continuous theory, we will consistently use the discrete calculus in what follows.

4.1. The discrete quantum Itô calculus. Let us fix once and for all the quantum probability space $(\mathcal{M} \otimes \mathcal{W}_k, \mathbb{P})$ with $\mathbb{P} = \rho \otimes \phi^{\otimes k}$, which models an atom together with the electromagnetic field as in section 2.5. The algebra $\mathcal{M} \otimes \mathcal{W}_k$ has a natural *noncommutative* filtration $\{\mathcal{B}_l\}_{l=1, \dots, k}$ defined by

$$\mathcal{B}_0 = \mathcal{M} \otimes I^{\otimes k} \subset \mathcal{B}_1 = \mathcal{M} \otimes \mathcal{M} \otimes I^{\otimes(k-1)} \subset \dots \subset \mathcal{B}_k = \mathcal{M} \otimes \mathcal{W}_k.$$

The noncommutative algebra \mathcal{B}_l contains all observables that are a function of the atom and the time slices of the field up to and including slice l .

A *quantum process* is a map from $\{0, 1, \dots, k\}$ to $\mathcal{M} \otimes \mathcal{W}_k$. A quantum process L is called *adapted* if $L(i) \in \mathcal{B}_i$ for every $0 \leq i \leq k$. It is called *predictable* if $L(i) \in \mathcal{B}_{i-1}$ for every $1 \leq i \leq k$. For a quantum process L we define ΔL as $\Delta L(i) = L(i) - L(i-1)$ for $1 \leq i \leq k$. These definitions are similar to those used in classical probability [71].

DEFINITION 4.1. (Discrete quantum stochastic integral) *Let L be a predictable quantum process and let M be one of the processes A , A^* , Λ or t . The transform of M by L , denoted $L \cdot M$ is the adapted quantum process defined by*

$$L \cdot M(l) = \sum_{i=1}^l L(i) \Delta M(i), \quad 1 \leq l \leq k, \quad L \cdot M(0) = 0.$$

$L \cdot M$ is also called the discrete quantum stochastic integral of L with respect to M .

Note that for any discrete quantum stochastic integral as above, we can equivalently write $X = L \cdot M \iff \Delta X = L \Delta M$. Note also that $L(i)$ and $\Delta M(i)$ commute by construction, so that we can always exchange the order of the (predictable) integrands and the increments $\Delta \Lambda$, ΔA , ΔA^* and Δt . We can now state the main theorem of our “stochastic calculus”.

THEOREM 4.2. (Discrete quantum Itô rule) *Let L_1 and L_2 be predictable quantum processes, $M_1, M_2 \in \{A, A^*, \Lambda, t\}$, and let X and Y be the transforms $L_1 \cdot M_1$*

and $L_2 \cdot M_2$, respectively. Then

$$\Delta(XY)(l) = X(l-1) \Delta Y(l) + \Delta X(l) Y(l-1) + \Delta X(l) \Delta Y(l),$$

where $\Delta X(l) \Delta Y(l)$ should be evaluated according to the discrete quantum Itô table:

$\Delta X \backslash \Delta Y$	ΔA	$\Delta \Lambda$	ΔA^*	Δt
ΔA	0	ΔA	$\Delta t - \lambda^2 \Delta \Lambda$	$\lambda^2 \Delta A$
$\Delta \Lambda$	0	$\Delta \Lambda$	ΔA^*	$\lambda^2 \Delta \Lambda$
ΔA^*	$\lambda^2 \Delta \Lambda$	0	0	$\lambda^2 \Delta A^*$
Δt	$\lambda^2 \Delta A$	$\lambda^2 \Delta \Lambda$	$\lambda^2 \Delta A^*$	$\lambda^2 \Delta t$

For example, if $M_1 = A$ and $M_2 = A^*$, then $\Delta X \Delta Y = L_1 L_2 \Delta t - \lambda^2 L_1 L_2 \Delta \Lambda$.

Proof. The quantum Itô rule follows from writing out the definition of $\Delta(XY)$:

$$\begin{aligned} \Delta(XY)(l) &= X(l) Y(l) - X(l-1) Y(l-1) \\ &= (X(l-1) + \Delta X(l))(Y(l-1) + \Delta Y(l)) - X(l-1) Y(l-1) \\ &= X(l-1) \Delta Y(l) + \Delta X(l) Y(l-1) + \Delta X(l) \Delta Y(l). \end{aligned}$$

The Itô table follows directly from the definition of the increments $\Delta \Lambda, \Delta A, \Delta A^*, \Delta t$ in section 2.4 by explicit matrix multiplication. \square

The following lemma shows that transforms of A, A^* and Λ have zero expectation. It is a fancy way of saying that $\phi(\sigma_-) = \phi(\sigma_+) = \phi(\sigma_+ \sigma_-) = 0$ and $\phi(I) = 1$.

LEMMA 4.3. *For all predictable processes L we have $\mathbb{P}(L(l) \Delta t(l)) = \mathbb{P}(L(l)) \lambda^2$ and $\mathbb{P}(L(l) \Delta A(l)) = \mathbb{P}(L(l) \Delta A^*(l)) = \mathbb{P}(L(l) \Delta \Lambda(l)) = 0$ for any $1 \leq l \leq k$.*

Proof. Note that $\phi(\sigma_-) = \phi(\sigma_+) = \phi(\sigma_+ \sigma_-) = 0$ and $\phi(I) = 1$. Since L is predictable, $L(i)$ and $\Delta A(i)$ are independent under \mathbb{P} and we have for $0 \leq i \leq k$

$$\mathbb{P}(L(i) \Delta A(i)) = \lambda \mathbb{P}(L(i)) \phi(\sigma_-) = 0.$$

Similar reasoning holds for A^*, Λ and t . \square

4.2. Quantum stochastic difference equations. We are now going to rewrite the repeated interactions of section 2.5 as difference equations. Clearly we have

$$\Delta U(l) = U(l) - U(l-1) = (M_l - I) U(l-1), \quad U(0) = I.$$

We will need to convert this expression into a more convenient form, however, in order for it to be of use in calculations.

Recall that M_l , and hence also $M_l - I$, is only a function of the initial system and of the l th time slice of the field; indeed, this is easily read off from Eq. (2.5). But any operator $X \in \mathcal{M} \otimes \mathcal{M}$ can be written in a unique way as

$$X = X^\pm \otimes \sigma_+ \sigma_- + X^+ \otimes \sigma_+ + X^- \otimes \sigma_- + X^\circ \otimes I, \quad X^{\circ, +, -, \pm} \in \mathcal{M},$$

as $\sigma_+ \sigma_-, \sigma_+, \sigma_-, I$ is a linearly independent basis for \mathcal{M} . By the same reasoning we find that we can write without loss of generality

$$M_l - I = M^\pm \Delta \Lambda(l) + M^+ \Delta A^*(l) + M^- \Delta A(l) + M^\circ \Delta t(l),$$

so that $M^{\circ, +, -, \pm} \in \mathcal{B}_0$ are uniquely determined by $L_{1,2,3}$ and λ . The functional dependence of M^i on L_i and λ is complicated and we will not attempt to give a

general expression; in the examples which we consider later it will be straightforward to calculate these matrices explicitly.

REMARK 4.4. It should be emphasized that whereas $L_{1,2,3} \in \mathcal{B}_0$ do not depend on the time step size λ , $M^{\circ,+,-,\pm}$ are in fact functions of λ . As usual, we have chosen the scaling of the various parameters with λ so that the limit as $\lambda \rightarrow 0$ gives meaningful results; in this case, it can be shown that the matrix elements of M^i converge to finite values as $\lambda \rightarrow 0$, and the limiting matrices can be expressed explicitly in terms of $L_{1,2,3}$ (see [37] and other references in section 8).

We now obtain the following *quantum stochastic difference equation*:

$$\Delta U(l) = \{M^{\pm} \Delta \Lambda(l) + M^+ \Delta A^*(l) + M^- \Delta A(l) + M^{\circ} \Delta t(l)\} U(l-1), \quad (4.1)$$

with $U(0) = I$. It is this form of the equation that will be the most useful to us, as we can apply stochastic calculus techniques to manipulate it. We could equivalently express it in terms of discrete quantum stochastic integrals:

$$U(l) = I + (M^{\pm} U_-) \cdot \Lambda(l) + (M^+ U_-) \cdot A^*(l) + (M^- U_-) \cdot A(l) + (M^{\circ} U_-) \cdot t(l),$$

where $U_-(l) = U(l-1)$. This is the way that (quantum) stochastic differential equations are defined in continuous time.

To get some familiarity with calculations with the quantum Itô rule and Lemma 4.3, let us calculate the time evolution of the expectation $\mathbb{P}(j_l(X))$ for an atomic observable $X \in \mathcal{B}_0$. By linearity of the state we clearly have $\Delta \mathbb{P}(j_l(X)) = \mathbb{P}(\Delta j_l(X))$, so we are going to calculate $\Delta j_l(X) = \Delta(U(l)^* X U(l))$ using the quantum Itô rule and then calculate the expectation of the resulting expression. First, note that

$$\Delta U(l)^* = U(l-1)^* \{M^{\pm*} \Delta \Lambda(l) + M^{+*} \Delta A(l) + M^{-*} \Delta A^*(l) + M^{\circ*} \Delta t(l)\}.$$

Then we calculate using the quantum Itô rule

$$\begin{aligned} \Delta(U(l)^* X U(l)) &= (\cdots) \Delta \Lambda(l) + (\cdots) \Delta A^*(l) + (\cdots) \Delta A(l) \\ &+ U(l-1)^* \{M^{+*} X M^+ + \lambda^2 M^{\circ*} X M^{\circ} + M^{\circ*} X + X M^{\circ}\} U(l-1) \Delta t(l). \end{aligned} \quad (4.2)$$

We didn't bother to calculate the $\Delta \Lambda, \Delta A, \Delta A^*$ terms: by Lemma 4.3 these vanish anyway when we take the expectation with respect to \mathbb{P} , so we only need the Δt term. Hence we obtain for any $X \in \mathcal{B}_0$

$$\frac{\Delta \mathbb{P}(j_l(X))}{\Delta t} = \mathbb{P}(j_{l-1}(\mathcal{L}(X))), \quad (4.3)$$

where the *discrete Lindblad generator* $\mathcal{L}(\cdot)$ is defined by

$$\mathcal{L}(X) = M^{+*} X M^+ + \lambda^2 M^{\circ*} X M^{\circ} + M^{\circ*} X + X M^{\circ}. \quad (4.4)$$

REMARK 4.5. Let X_t be a classical, continuous time Markov diffusion, and define the semigroup $P_t(f) = \mathbf{E}f(X_t)$. Then (under sufficient regularity conditions) $dP_t(f)/dt = P_t(\mathcal{L}f)$, where \mathcal{L} is the infinitesimal generator of the Markov diffusion. Eq. (4.3) is strongly reminiscent of this formula, and indeed the continuous time version of the formula plays an equivalent role in quantum probability.

Note that we are not allowed to choose $M^{\pm,+,-,\circ}$ arbitrarily: these matrices must be chosen in such a way that the solution $U(l)$ of the corresponding difference equation is unitary. Obtaining $M^{\pm,+,-,\circ}$ directly from $L_{1,2,3}$, as we will do in the

examples below, ensures that this is the case. One could establish general conditions on $M^{\pm,+, -, \circ}$ to ensure that $U(l)$ is unitary, but we will not need these in the following. There is one particular necessary condition, however, that we will often use.

LEMMA 4.6. *For any repeated interaction model $\mathcal{L}(I) = 0$.*

Proof. As $U(l)$ is unitary, $j_l(I) = U(l)^*U(l) = I$ for any l . By Eq. (4.3) we have

$$0 = \frac{\mathbb{P}(j_1(I) - j_0(I))}{\Delta t} = \mathbb{P}(j_0(\mathcal{L}(I))) = \rho(\mathcal{L}(I)).$$

But this must hold for any initial state ρ , so $\mathcal{L}(I) = 0$ identically. \square

4.3. Examples. Let us now return to the examples of section 2.6. We will calculate the difference equations for the unitary evolution $U(l)$ explicitly.

Spontaneous emission. Recall that in this case (with $2\kappa = 1$)

$$M_l = \exp(\sigma_- \Delta A^*(l) - \sigma_+ \Delta A(l)).$$

As M_l is of the form $P \otimes I^{\otimes l-1} \otimes Q \otimes I^{\otimes k-l}$, we can read off the form of M_l by calculating the matrix exponential of

$$\sigma_- \otimes \lambda \sigma_+ - \sigma_+ \otimes \lambda \sigma_- = \begin{pmatrix} 0 & 0 & 0 & 0 \\ 0 & 0 & \lambda & 0 \\ 0 & -\lambda & 0 & 0 \\ 0 & 0 & 0 & 0 \end{pmatrix}.$$

Performing this calculation explicitly, we get

$$\begin{aligned} e^{\sigma_- \otimes \lambda \sigma_+ - \sigma_+ \otimes \lambda \sigma_-} &= \begin{pmatrix} 1 & 0 & 0 & 0 \\ 0 & \cos \lambda & \sin \lambda & 0 \\ 0 & -\sin \lambda & \cos \lambda & 0 \\ 0 & 0 & 0 & 1 \end{pmatrix} \\ &= \begin{pmatrix} 1 & 0 \\ 0 & \cos \lambda \end{pmatrix} \otimes \sigma_+ \sigma_- + \sin \lambda \sigma_- \otimes \sigma_+ - \sin \lambda \sigma_+ \otimes \sigma_- + \begin{pmatrix} \cos \lambda & 0 \\ 0 & 1 \end{pmatrix} \otimes \sigma_- \sigma_+ \\ &= (1 - \cos \lambda) \sigma_z \otimes \sigma_+ \sigma_- + \sin \lambda \sigma_- \otimes \sigma_+ - \sin \lambda \sigma_+ \otimes \sigma_- + \begin{pmatrix} \cos \lambda & 0 \\ 0 & 1 \end{pmatrix} \otimes I, \end{aligned}$$

where we have used $\sigma_- \sigma_+ = I - \sigma_+ \sigma_-$. Hence we obtain

$$M_l = (1 - \cos \lambda) \sigma_z \Delta A(l) + \frac{\sin \lambda}{\lambda} (\sigma_- \Delta A^*(l) - \sigma_+ \Delta A(l)) + \frac{\cos \lambda - 1}{\lambda^2} \sigma_+ \sigma_- \Delta t(l) + I.$$

We can now immediately read off the coefficients in the quantum stochastic difference equation for the spontaneous emission model:

$$\begin{aligned} M^\pm &= (1 - \cos \lambda) \sigma_z, & M^+ &= \frac{\sin \lambda}{\lambda} \sigma_-, \\ M^- &= -\frac{\sin \lambda}{\lambda} \sigma_+, & M^\circ &= \frac{\cos \lambda - 1}{\lambda^2} \sigma_+ \sigma_-. \end{aligned} \tag{4.5}$$

Dispersive interaction. Recall that in this case (with $g = 1$)

$$M_l = \exp(\sigma_z(\Delta A^*(l) - \Delta A(l))).$$

We proceed as in the case of spontaneous emission. Starting from

$$\sigma_z \otimes \lambda(\sigma_+ - \sigma_-) = \begin{pmatrix} 0 & 0 & \lambda & 0 \\ 0 & 0 & 0 & -\lambda \\ -\lambda & 0 & 0 & 0 \\ 0 & \lambda & 0 & 0 \end{pmatrix},$$

we calculate the matrix exponential

$$e^{\sigma_z \otimes \lambda(\sigma_+ - \sigma_-)} = \begin{pmatrix} \cos \lambda & 0 & \sin \lambda & 0 \\ 0 & \cos \lambda & 0 & -\sin \lambda \\ -\sin \lambda & 0 & \cos \lambda & 0 \\ 0 & \sin \lambda & 0 & \cos \lambda \end{pmatrix} = \cos \lambda I + \sin \lambda \sigma_z \otimes (\sigma_+ - \sigma_-).$$

Hence we obtain

$$M_l = \frac{\sin \lambda}{\lambda} \sigma_z (\Delta A^*(l) - \Delta A(l)) + \frac{\cos \lambda - 1}{\lambda^2} \Delta t(l) + I.$$

We can now immediately read off the coefficients in the quantum stochastic difference equation for the dispersive interaction model:

$$M^\pm = 0, \quad M^+ = -M^- = \frac{\sin \lambda}{\lambda} \sigma_z, \quad M^\circ = \frac{\cos \lambda - 1}{\lambda^2} I. \quad (4.6)$$

A first simulation. To get some idea for the mean behavior of our two examples, let us calculate the expectation of the energy observable $\mathbb{P}(j_l(H))$ as a function of time. The expectation of any atomic observable is given by Eq. (4.3). To simulate Eq. (4.3) directly, we can use a standard technique which will be used several times in the following. Note that $\mathbb{P}(j_l(X))$ is a linear function of X . Hence we can always find a 2×2 matrix τ_l such that $\text{Tr}[\tau_l X] = \mathbb{P}(j_l(X))$ for every X . Substituting this expression into Eq. (4.3), we obtain explicitly a recursive equation for τ_l :

$$\frac{\Delta \tau_l}{\Delta t} = M^+ \tau_{l-1} M^{+*} + \lambda^2 M^\circ \tau_{l-1} M^{\circ*} + M^\circ \tau_{l-1} + \tau_{l-1} M^{\circ*},$$

where τ_0 is the density matrix corresponding to the initial state ρ : $\rho(X) = \text{Tr}[\tau_0 X]$ for every X . This equation is called the (discrete) *master equation*, and plays a similar role to the forward Kolmogorov (or Fokker-Planck) equation in classical diffusion theory. The recursion is easily implemented in a computer program, and the solution allows us to calculate $\mathbb{P}(j_l(X))$ for any X . For the spontaneous emission case, the expected energy $\mathbb{P}(j_l(H)) = \text{Tr}[\tau_l H]$ is plotted in Figure 4.1.

We have used this opportunity as an excuse to introduce the master equation; in this simple case, however, we can obtain the result of Figure 4.1 much more directly. Let us calculate $\mathcal{L}(H) = (\hbar\omega_0/2) \mathcal{L}(\sigma_z)$ in the case of spontaneous emission:

$$\mathcal{L}(\sigma_z) = -\frac{2 \sin^2 \lambda}{\lambda^2} \sigma_+ \sigma_- = -\frac{\sin^2 \lambda}{\lambda^2} (\sigma_z + I).$$

Hence we have

$$\mathbb{P}(j_l(\sigma_z)) + 1 = \Delta \mathbb{P}(j_l(\sigma_z)) + \mathbb{P}(j_{l-1}(\sigma_z)) + 1 = \cos^2 \lambda (\mathbb{P}(j_{l-1}(\sigma_z)) + 1).$$

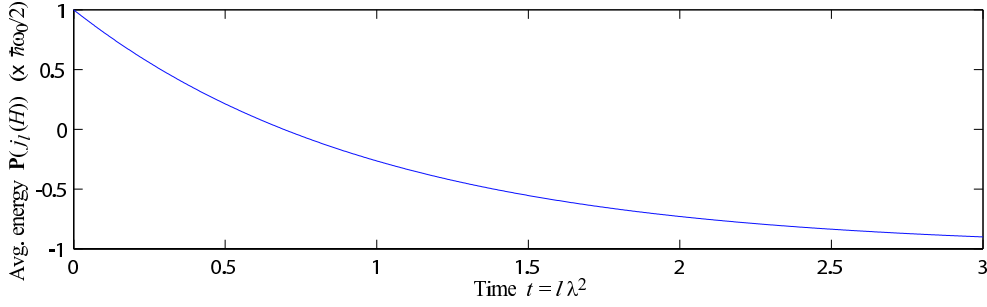


FIG. 4.1. The expectation of the energy of a spontaneously emitting atom as a function of time. The initial state ρ was chosen in such a way that the atomic energy takes its maximal value $+\hbar\omega_0/2$ with unit probability at $t = 0$, i.e. $\rho(x) = \text{Tr}[\sigma_+\sigma_-X]$. The expected energy decays exponentially, until it reaches its minimum value $-\hbar\omega_0/2$. The time scale used for the calculation is $\lambda^{-2} = 300$.

Recurring this relation, we find that the expected energy decays geometrically:

$$\mathbb{P}(j_l(H)) = -\frac{\hbar\omega_0}{2} + \left(\rho(H) + \frac{\hbar\omega_0}{2}\right) (\cos^2 \lambda)^l.$$

This expression coincides exactly with the plot in Figure 4.1.

In the dispersive case, the time dependence of the mean energy is trivial: it is not difficult to check that in this case $\mathcal{L}(H) = 0$. This is not too surprising, as we have suppressed the atom's ability to radiate its excess energy by placing it in an optical cavity. In fact, using $M_l = \exp(\sigma_z(\Delta A^*(l) - \Delta A(l)))$ we find that

$$j_l(H) = M_1^* \cdots M_{l-1}^* M_l^* H M_l M_{l-1} \cdots M_1 = H.$$

Evidently not only the expected energy, but even the energy as a random variable, is conserved in the dispersive case.

5. The martingale method. In this section we will provide a solution to the filtering problem using martingale methods. The key tools we need are minor variations on two classical theorems. First, there is a theorem of Doob which states that any adapted process can be decomposed as the sum of a predictable process and a martingale; we extend this theorem slightly to a class of nondemolition processes. Next, the martingale representation theorem tells us that any martingale can be written as a stochastic integral of some predictable process. The recursive nature of the solution is the motivation behind this procedure: the predictable parts will exactly turn out to be functions of the filter in the previous time step, whereas the increment in the discrete stochastic integral will be (almost) the observation increment.

For excellent introductions to the use of martingale methods in classical filtering theory we refer to [25, 52]; definitive treatments can be found in [56, 48]. Martingale methods for quantum filtering were introduced in [10] and used in [14, 16]. The treatment below is a discretized version of the latter.

5.1. The classic theorems. Recall that $\{\mathcal{Y}_l\}$ is the commutative filtration generated by the observations.

DEFINITION 5.1. A quantum process X is called *nondemolished* (by the observations Y) if $X(l)$ is in the commutant of \mathcal{Y}_l for $0 \leq l \leq k$. A nondemolished quantum process H is called an *nd-martingale* (with respect to the filtration $\mathcal{Y}_{0 \leq l \leq k}$) if

$$\mathbb{P}(H(l)|\mathcal{Y}_m) = \mathbb{P}(H(m)|\mathcal{Y}_m) \quad \forall 0 \leq m \leq l \leq k.$$

A quantum process A is called \mathcal{Y} -predictable if $A(l)$ is in \mathcal{Y}_{l-1} for $1 \leq l \leq k$, and A is called \mathcal{Y} -adapted if $A(l)$ is in \mathcal{Y}_l for $1 \leq l \leq k$. An nd-martingale that is additionally \mathcal{Y} -adapted is called a \mathcal{Y} -martingale or simply a martingale.

The nondemolition requirement ensures that the conditional expectations in the definition of an nd-martingale are well defined: $\mathcal{Y}_m \subset \mathcal{Y}_l$ implies $\mathcal{Y}'_m \supset \mathcal{Y}'_l$, so $H(l) \in \mathcal{Y}'_l$ implies $H(l) \in \mathcal{Y}'_m$. Note also that by construction, any \mathcal{Y} -predictable or \mathcal{Y} -adapted process is a function of the observations and is hence commutative.

REMARK 5.2. The concept of a \mathcal{Y} -martingale, being \mathcal{Y} -adapted and hence a classical process, coincides with the classical notion of a martingale. An nd-martingale (“nd” for nondemolition) is used in a slightly broader sense; we will encounter an example below of a commutative nd-martingale that is not a martingale. It will be convenient to use this terminology, as we will use the following theorem.

THEOREM 5.3 (**Doob decomposition**). *Let X be a quantum process nondemolished by the observations Y . Then X has the following Doob decomposition*

$$X(l) = X(0) + A(l) + H(l), \quad l = 1, \dots, k$$

where H is an nd-martingale (w.r.t. $\mathcal{Y}_{0 \leq l \leq k}$) null at 0, and A is a \mathcal{Y} -predictable process null at 0. Moreover, the decomposition is unique modulo indistinguishability.

The proof is very similar to its classical counterpart [71].

Proof. Suppose X has a Doob decomposition as in the Theorem. Then

$$\begin{aligned} \mathbb{P}(X(l) - X(l-1) | \mathcal{Y}_{l-1}) \\ = \mathbb{P}(H(l) - H(l-1) | \mathcal{Y}_{l-1}) + \mathbb{P}(A(l) - A(l-1) | \mathcal{Y}_{l-1}) = A(l) - A(l-1), \end{aligned} \quad (5.1)$$

where we have used that H is an nd-martingale and that A is predictable. Hence

$$A(l) = \sum_{m=1}^l \mathbb{P}(X(m) - X(m-1) | \mathcal{Y}_{m-1}), \quad A(0) = 0. \quad (5.2)$$

For any nondemolished process X , define the predictable process $A(l)$ as in Eq. (5.2), and define $H(l) = X(l) - X(0) - A(l)$. Then it is easily verified that H is an nd-martingale, hence we have explicitly constructed a Doob decomposition.

To prove uniqueness, suppose that $X(l) = X(0) + \tilde{A}(l) + \tilde{H}(l)$ is another Doob decomposition. Then $A(l) - \tilde{A}(l) = H(l) - \tilde{H}(l)$ for $1 \leq l \leq k$, and hence

$$\begin{aligned} A(l) - \tilde{A}(l) &= \mathbb{P}(A(l) - \tilde{A}(l) | \mathcal{Y}_{l-1}) \\ &= \mathbb{P}(H(l) - \tilde{H}(l) | \mathcal{Y}_{l-1}) = \mathbb{P}(H(l-1) - \tilde{H}(l-1) | \mathcal{Y}_{l-1}) \\ &= \mathbb{P}(A(l-1) - \tilde{A}(l-1) | \mathcal{Y}_{l-1}) = A(l-1) - \tilde{A}(l-1) \end{aligned} \quad (5.3)$$

where we have used predictability of A, \tilde{A} and the nd-martingale property of H, \tilde{H} . But as $A(0) = \tilde{A}(0) = 0$, we obtain by induction $0 = A(l) - \tilde{A}(l) = H(l) - \tilde{H}(l)$ for $1 \leq l \leq k$. Hence $A = \tilde{A}$ and $H = \tilde{H}$ with probability one (as the conditional expectations in Eq. (5.3) are only defined up to a choice of version). \square

REMARK 5.4. It should be noted that the Doob decomposition depends crucially on the choice of filtration \mathcal{Y} , which is demonstrated by the following trivial example. Consider the (commutative) filtration $\{\mathcal{I}_l\}$ with $\mathcal{I}_l = \text{alg}\{I\}$ for any l . As \mathcal{I}_l contains only multiples of the identity, the commutant is the entire algebra $\mathcal{I}' = \mathcal{M} \otimes \mathcal{W}_k$. Hence any process X is nondemolished by \mathcal{I} , and as $\mathbb{P}(X(l) | \mathcal{I}_m) = \mathbb{P}(X(l))$ for any

l, m any process with constant expectation $\mathbb{P}(X(l)) = \mathbb{P}(X(m))$ is an nd-martingale with respect to $\{\mathcal{I}_l\}$ (but not necessarily an \mathcal{I} -martingale!) Using \mathcal{I} as the filtration, we obtain the Doob decomposition $A(l) = \mathbb{P}(X(l) - X(0))$ and $H(l) = X(l) - X(0) - \mathbb{P}(X(l) - X(0))$ for any process X . Clearly this decomposition is different than the Doob decomposition with respect to \mathcal{Y} ; but note that $H(l)$ is not an nd-martingale with respect to $\{\mathcal{Y}_l\}$, so uniqueness is not violated. The moral of the story is that we have to be careful to specify with respect to which filtration we decompose a process. In the following, this will always be the filtration $\{\mathcal{Y}_l\}$ generated by the observations.

Let $X \in \mathcal{B}_0$. Applying the Doob decomposition to $\pi_l(X)$ and $Y(l)$ gives

$$\begin{aligned} \pi_l(X) &= \rho(X) + B(l) + H(l), & \text{i.e.} \quad \Delta\pi_l(X) &= \Delta B(l) + \Delta H(l), \\ Y(l) &= Y(0) + C(l) + \tilde{Y}(l), & \text{i.e.} \quad \Delta Y(l) &= \Delta C(l) + \Delta\tilde{Y}(l), \end{aligned} \quad (5.4)$$

where B and C are predictable processes null at 0 and \tilde{Y} and H are \mathcal{Y} -martingales null at 0. The process \tilde{Y} is called the *innovating martingale*. In the next two subsections we will investigate the processes C and \tilde{Y} in more detail for both the counting and homodyne detection cases.

LEMMA 5.5. *The predictable process B in the decomposition of $\pi_l(X)$ is given by*

$$\Delta B(l) = \pi_{l-1}(\mathcal{L}(X)) \Delta t(l) \quad 1 \leq l \leq k,$$

where \mathcal{L} is the discrete Lindblad generator of Eq. (4.4).

Proof. By Eq. (5.1), we have $\Delta B(l) = \mathbb{P}(\Delta\pi_l(X) | \mathcal{Y}_{l-1}) = \mathbb{P}(\Delta j_l(X) | \mathcal{Y}_{l-1})$. To calculate the latter, let K be an element in \mathcal{Y}_{l-1} . Using Eq. (4.2), we obtain

$$\mathbb{P}(K \Delta j_l(X)) = \mathbb{P}(K j_{l-1}(\mathcal{L}(X)) \Delta t(l)) = \mathbb{P}(K \pi_{l-1}(\mathcal{L}(X)) \Delta t(l)).$$

As this holds for any $K \in \mathcal{Y}_{l-1}$, and as $\pi_{l-1}(\mathcal{L}(X)) \in \mathcal{Y}_{l-1}$, the statement of the Lemma follows from the definition of the conditional expectation. \square

At this point, we have the expression

$$\Delta\pi_l(X) = \pi_{l-1}(\mathcal{L}(X)) \Delta t(l) + \Delta H(l).$$

This is almost a recursive equation: what we would like to do is write something like $\Delta H(l) = f(\pi_{l-1}(\cdot)) \Delta Y(l)$, as in that case we could use this equation to calculate $\pi_l(\cdot)$ using only $\pi_{l-1}(\cdot)$ and $\Delta Y(l)$. The problem is that $f(\pi_{l-1}(\cdot)) \Delta Y(l)$ does not define a martingale; but $f(\pi_{l-1}(\cdot)) \Delta\tilde{Y}(l)$ does! This suggests that we should try to represent H as a discrete stochastic integral with respect to the innovating martingale $\tilde{Y}(l)$. The martingale representation theorem shows that this is always possible.

THEOREM 5.6 (**Martingale representation**). *Let \tilde{Y} be the innovating martingale and let H be a \mathcal{Y} -martingale null at 0. Then there exists a \mathcal{Y} -predictable process Ξ such that $\Delta H(l) = \Xi(l) \Delta\tilde{Y}(l)$, $l = 1, \dots, k$ modulo indistinguishability.*

The following proof is reminiscent of [71, pp. 154-155], but the details of the argument are a little more delicate in our case.

Proof. As all the observables in the theorem are contained in the full observation algebra \mathcal{Y}_k , which is commutative, this is essentially a classical problem. It will be convenient for the proof to treat it as such, i.e., applying the spectral theorem to $(\mathcal{Y}_k, \mathbb{P})$ gives the classical probability space $(\Omega, \Sigma, \mathbf{P})$, the filtration $\{\mathcal{Y}_l\}$ gives rise to the classical filtration $\{\Sigma_l\}$, and we will write $y_l = \iota(Y(l))$, $\tilde{y}_l = \iota(\tilde{Y}(l))$, and $h_l = \iota(H(l))$. It will be convenient to write $\omega_l = \iota(\Delta Y(l)) = y_l - y_{l-1}$.

We will make fundamental use of the following fact: ω_l takes one of two values $\{\omega^+, \omega^-\}$ for every $l = 1, \dots, k$. To see this, recall that $\Delta Y(l) = U(l)^* \Delta Z(l) U(l)$ where $\Delta Z(l)$ is one of $\Delta A(l) + \Delta A^*(l)$ or $\Delta \Lambda(l)$ (in fact, any observable $\Delta Z(l)$ of the form $(Z)_l \in \mathcal{W}_k$, $Z \in \mathcal{M}$ would do, provided Z is not a multiple of the identity.) Hence $\Delta Z(l)$ has two distinct eigenvalues, and as unitary rotation leaves the spectrum of an operator invariant so does $\Delta Y(l)$. It follows that $\iota(\Delta Y(l))$ is a two-state random variable. We will write $p_l^\pm = \mathbf{P}(\omega_l = \omega^\pm | \Sigma_{l-1})$ for the conditional probability that $\omega_l = \omega^\pm$ given that we have observed $\omega_1, \dots, \omega_{l-1}$.

Now recall that \mathcal{Y}_l is the algebra generated by $\Delta Y(i)$, $i = 1, \dots, l$. Hence every Σ_l -measurable random variable can be written as a function of ω_i , $i = 1, \dots, l$. In particular, $\tilde{y}_l = \tilde{y}_l(\omega_1, \dots, \omega_l)$ and $h_l = h_l(\omega_1, \dots, \omega_l)$. We would like to find a $\xi_l(\omega_1, \dots, \omega_{l-1})$ (independent of ω_l , hence predictable) that satisfies

$$\Delta h_l(\omega_1, \dots, \omega_l) = \xi_l(\omega_1, \dots, \omega_{l-1}) \Delta \tilde{y}_l(\omega_1, \dots, \omega_l). \quad (5.5)$$

To proceed, we split Ω into three disjoint subsets $\Omega_{1,2,3}$ and define the random variable ξ_l separately on each set.

Case 1: $\Omega_1 = \{\omega \in \Omega : \Delta \tilde{y}_l(\omega_1, \dots, \omega_{l-1}, \omega^\pm) \neq 0\}$. Let us suppose that ξ_l exists. Then evidently on Ω_1

$$\xi_l(\omega_1, \dots, \omega_{l-1}) = \frac{\Delta h_l(\omega_1, \dots, \omega_l)}{\Delta \tilde{y}_l(\omega_1, \dots, \omega_l)}.$$

Existence of ξ_l is thus verified by construction if we can show that the right hand side is independent of ω_l . To this end, we express the martingale property of h_l as

$$\Delta h_l(\omega_1, \dots, \omega_{l-1}, \omega^+) p_l^+(\omega_1, \dots, \omega_{l-1}) + \Delta h_l(\omega_1, \dots, \omega_{l-1}, \omega^-) p_l^-(\omega_1, \dots, \omega_{l-1}) = 0$$

a.s., where the left hand side is simply the expression for $\mathbf{E}_{\mathbf{P}}(\Delta h_l | \Sigma_{l-1})$. Similarly,

$$\Delta \tilde{y}_l(\omega_1, \dots, \omega_{l-1}, \omega^+) p_l^+(\omega_1, \dots, \omega_{l-1}) + \Delta \tilde{y}_l(\omega_1, \dots, \omega_{l-1}, \omega^-) p_l^-(\omega_1, \dots, \omega_{l-1}) = 0$$

a.s., as \tilde{y}_l is a martingale. Note that necessarily $p_l^\pm \neq 0$ a.s. on Ω_1 . Hence we obtain

$$\begin{aligned} \Delta h_l(\omega_1, \dots, \omega_{l-1}, \omega^+) &= -\Delta h_l(\omega_1, \dots, \omega_{l-1}, \omega^-) \frac{p_l^-(\omega_1, \dots, \omega_{l-1})}{p_l^+(\omega_1, \dots, \omega_{l-1})}, \\ \Delta \tilde{y}_l(\omega_1, \dots, \omega_{l-1}, \omega^+) &= -\Delta \tilde{y}_l(\omega_1, \dots, \omega_{l-1}, \omega^-) \frac{p_l^-(\omega_1, \dots, \omega_{l-1})}{p_l^+(\omega_1, \dots, \omega_{l-1})}. \end{aligned}$$

Dividing the first by the second expression, the independence of ξ_l from ω_l follows.

Case 2: $\Omega_2 = \{\omega \in \Omega : p_l^\pm \in \{0, 1\}\}$. Using the martingale property of h_l and \tilde{y}_l as above, we conclude that on Ω_2 we have $\Delta h_l = \Delta \tilde{y}_l = 0$ a.s. Hence Eq. (5.5) holds regardless of the value we assign to ξ_l .

Case 3: $\Omega_3 = \Omega \setminus (\Omega_1 \cup \Omega_2)$. We will show that $\mathbf{P}(\Omega_3) = 0$, so that we do not need to worry about defining ξ_l on this set. As on Ω_3 we have $p_l^\pm \neq 0$ but one of $\Delta \tilde{y}_l(\omega_1, \dots, \omega_{l-1}, \omega^\pm) = 0$, using the martingale property as above allows us to conclude that $\Delta \tilde{y}_l = 0$ a.s. on Ω_3 . Recall that $\omega_l = \Delta y_l = \Delta c_l + \Delta \tilde{y}_l$ where Δc_l is predictable. Then $\omega_l = \Delta c_l(\omega_1, \dots, \omega_{l-1})$ a.s. on Ω_3 . But this would imply that $\omega_l = \mathbf{E}_{\mathbf{P}}(\omega_l | \Sigma_{l-1}) = \omega^+ p_l^+ + \omega^- p_l^-$, and as $p_l^\pm \neq 0$ we would be able to conclude that $\omega_l \neq \omega^\pm$. Hence we have a contradiction.

We have now shown how to define ξ_l that satisfies Eq. (5.5) except possibly on a set of measure zero. Setting $\Xi(l) = \iota^{-1}(\xi_l)$, the theorem is proved. \square

Though the proof of the discrete martingale representation theorem is in principle constructive, it is not advisable to follow this complicated procedure in order to calculate the predictable process Ξ . Instead we will calculate Ξ using a standard trick of filtering theory, and it will turn out to depend only on the conditional expectations in the previous time step. Putting everything together, we obtain a recursive relation with which we can update our conditional expectations of atomic operators given the conditional expectations at the previous time step and the observation result at the present time step. This recursion is called the *discrete quantum filtering equation*. As the predictable processes C and Ξ depend on the nature of the observations, we consider separately the homodyne and photon counting cases.

5.2. Homodyne detection. Let us first consider a homodyne detection setup, i.e. an experimental setup that allows us to observe

$$Y^X(l) = U(l)^*(A(l) + A^*(l))U(l), \quad 0 \leq l \leq k.$$

We begin by finding the predictable process C in the Doob decomposition of Y^X .

LEMMA 5.7. *The predictable process C in the decomposition of Y^X is given by*

$$\Delta C(l) = \pi_{l-1}(M^+ + M^{+*} + \lambda^2 M^{\circ*} M^+ + \lambda^2 M^{+*} M^\circ) \Delta t(l), \quad 1 \leq l \leq k.$$

Proof. By Eq. (5.1), we have $\Delta C(l) = \mathbb{P}(\Delta Y^X(l) | \mathcal{Y}_{l-1})$. To calculate the latter, let K be an element in \mathcal{Y}_{l-1} ; we would like to find an expression for $\mathbb{P}(K \Delta Y^X(l))$. To this end, we calculate using the discrete quantum Itô rules

$$\begin{aligned} \Delta((A(l) + A^*(l))U(l)) &= (\cdots) \Delta A(l) + (\cdots) \Delta A^*(l) \\ &\quad + \{I + (A(l-1) + A^*(l-1)) M^+ + \lambda^2 M^\circ\} U(l-1) \Delta A^*(l) \\ &\quad + \{(A(l-1) + A^*(l-1)) M^\circ + M^+\} U(l-1) \Delta t(l), \end{aligned} \quad (5.6)$$

where we have retained the relevant terms. Consequently, we calculate

$$\begin{aligned} \Delta(U(l)^*(A(l) + A^*(l))U(l)) &= (\cdots) \Delta A(l) + (\cdots) \Delta A^*(l) + (\cdots) \Delta A(l) \\ &\quad + U(l-1)^* \mathcal{L}(I)(A(l-1) + A^*(l-1))U(l-1) \Delta t(l) \\ &\quad + j_{l-1}(M^+ + M^{+*} + \lambda^2 M^{\circ*} M^+ + \lambda^2 M^{+*} M^\circ) \Delta t(l), \end{aligned}$$

where $\mathcal{L}(X)$ is the discrete Lindblad generator. But $\mathcal{L}(I)$ vanishes by Lemma 4.6. Hence we obtain

$$\mathbb{P}(K \Delta Y^X(l)) = \mathbb{P}(K j_{l-1}(M^+ + M^{+*} + \lambda^2 M^{\circ*} M^+ + \lambda^2 M^{+*} M^\circ) \Delta t(l))$$

using Lemma 4.3, or equivalently (using $K \in \mathcal{Y}_{l-1}$)

$$\mathbb{P}(K \Delta Y^X(l)) = \mathbb{P}(K \pi_{l-1}(M^+ + M^{+*} + \lambda^2 M^{\circ*} M^+ + \lambda^2 M^{+*} M^\circ) \Delta t(l)).$$

As this holds for any $K \in \mathcal{Y}_{l-1}$, and as $\pi_{l-1}(\cdots) \in \mathcal{Y}_{l-1}$, the statement of the Lemma follows from the definition of the conditional expectation. \square

From Theorem 5.6 we know that $\Delta H = \Xi \Delta \tilde{Y}$ for some predictable process Ξ . It remains to determine Ξ ; we approach this problem using a standard technique. Since $\mathbb{P}(j_l(X)Y(l) | \mathcal{Y}_l) = \pi_l(X)Y(l)$, the uniqueness of the Doob decomposition ensures that $j_l(X)Y(l)$ and $\pi_l(X)Y(l)$ have equal predictable parts. We write D and E for

the predictable processes in the Doob decomposition of $j_l(X)Y(l)$ and $\pi_l(X)Y(l)$, respectively. Solving the equation $\Delta D = \Delta E$ will then allow us to determine Ξ .

LEMMA 5.8. *For any $X \in \mathcal{B}_0$, define*

$$\mathcal{J}(X) = XM^+ + M^{+*}X + \lambda^2 M^{\circ*}XM^+ + \lambda^2 M^{+*}XM^{\circ},$$

so that $\Delta C(l) = \pi_{l-1}(\mathcal{J}(I)) \Delta t(l)$. Then we can write

$$\Xi(l) = \frac{\pi_{l-1}(\mathcal{J}(X)) - \pi_{l-1}(X + \lambda^2 \mathcal{L}(X)) \pi_{l-1}(\mathcal{J}(I))}{I - \lambda^2 \pi_{l-1}(\mathcal{J}(I))^2}.$$

Proof. We begin by evaluating ΔD . For any $K \in \mathcal{Y}_{l-1}$ we want to calculate $\mathbb{P}(\Delta(j_l(X)Y(l))K) = \mathbb{P}(\Delta(U(l)^*X(A(l) + A^*(l))U(l))K)$. We proceed exactly as in the proof of Lemma 5.7. Using Eq. (5.6) and the quantum Itô rules, we obtain

$$\begin{aligned} \Delta(U(l)^*X(A(l) + A^*(l))U(l)) &= (\cdots) \Delta A(l) + (\cdots) \Delta A^*(l) + (\cdots) \Delta A(l) \\ &\quad + U(l-1)^* \mathcal{L}(X)(A(l-1) + A^*(l-1))U(l-1) \Delta t(l) \\ &\quad + j_{l-1}(XM^+ + M^{+*}X + \lambda^2 M^{\circ*}XM^+ + \lambda^2 M^{+*}XM^{\circ}) \Delta t(l). \end{aligned}$$

It follows in the usual way that

$$\begin{aligned} \Delta D(l) &= \pi_{l-1}(\mathcal{L}(X)) Y(l-1) \Delta t(l) \\ &\quad + \pi_{l-1}(XM^+ + M^{+*}X + \lambda^2 M^{\circ*}XM^+ + \lambda^2 M^{+*}XM^{\circ}) \Delta t(l). \end{aligned}$$

We now turn our attention to ΔE . First note that the Itô rule gives

$$\Delta(\pi_l(X)Y(l)) = (\Delta\pi_l(X)) Y(l-1) + \pi_{l-1}(X) \Delta Y(l) + \Delta\pi_l(X) \Delta Y(l).$$

By uniqueness of the Doob decomposition, ΔE is the sum of the predictable parts $\Delta E_{1,2,3}$ of the three terms on the right hand side. Let us investigate each of these individually. The first term can be written as

$$(\Delta\pi_l(X)) Y(l-1) = \pi_{l-1}(\mathcal{L}(X)) Y(l-1) \Delta t(l) + Y(l-1) \Delta H(l).$$

It is easily verified, however, that $\sum_l Y(l-1) \Delta H(l)$ inherits the martingale property from H . Hence by uniqueness of the Doob decomposition, we obtain $\Delta E_1(l) = \pi_{l-1}(\mathcal{L}(X)) Y(l-1) \Delta t(l)$. Moving on to the second term, we write

$$\pi_{l-1}(X) \Delta Y(l) = \pi_{l-1}(X) \Delta C(l) + \pi_{l-1}(X) \Delta \tilde{Y}(l).$$

Similarly as above we find that $\sum_l \pi_{l-1}(X) \Delta \tilde{Y}(l)$ inherits the martingale property from \tilde{Y} , so that evidently $\Delta E_2(l) = \pi_{l-1}(X) \Delta C(l)$ (where $\Delta C(l)$ is given explicitly in Lemma 5.7). It remains to deal with the third term. To this end, let us write

$$\Delta\pi_l(X) \Delta Y(l) = \left\{ \pi_{l-1}(\mathcal{L}(X)) \Delta t(l) + \Xi(l) \Delta \tilde{Y}(l) \right\} (\Delta C(l) + \Delta \tilde{Y}(l)).$$

As before, processes of the form $\sum_l X(l) \Delta \tilde{Y}(l)$ with \mathcal{Y} -predictable X inherit the martingale property from \tilde{Y} . Thus we only need to retain the predictable terms:

$$\Delta\pi_l(X) \Delta Y(l) = (\cdots) \Delta \tilde{Y}(l) + \pi_{l-1}(\mathcal{L}(X)) \Delta t(l) \Delta C(l) + \Xi(l) (\Delta \tilde{Y}(l))^2.$$

Similarly, we expand $(\Delta\tilde{Y}(l))^2$ as

$$(\Delta\tilde{Y}(l))^2 = (\cdots) \Delta\tilde{Y}(l) + (\Delta Y(l))^2 - (\Delta C(l))^2,$$

where we have used $\Delta Y(l) = \Delta C(l) + \Delta\tilde{Y}(l)$. But using the Itô rules we calculate $(\Delta Y(l))^2 = U(l)^*(\Delta A(l) + \Delta A^*(l))^2 U(l) = \Delta t(l)$. Hence we can read off

$$\Delta E_3(l) = \pi_{l-1}(\mathcal{L}(X)) \Delta t(l) \Delta C(l) + \Xi(l) (\Delta t(l) - (\Delta C(l))^2).$$

But recall that $j_l(X)Y(l)$ and $\pi_l(X)Y(l)$ have equal predictable parts. Hence setting $\Delta D(l) = \Delta E_1(l) + \Delta E_2(l) + \Delta E_3(l)$ and solving for $\Xi(l)$, the Lemma follows. \square

Putting everything together we get the following *discrete quantum filtering equation for homodyne detection*

$$\begin{aligned} \Delta\pi_l(X) &= \pi_{l-1}(\mathcal{L}(X)) \Delta t(l) \\ &+ \frac{\pi_{l-1}(\mathcal{J}(X)) - \pi_{l-1}(X + \lambda^2 \mathcal{L}(X)) \pi_{l-1}(\mathcal{J}(I))}{I - \lambda^2 \pi_{l-1}(\mathcal{J}(I))^2} (\Delta Y(l) - \pi_{l-1}(\mathcal{J}(I)) \Delta t(l)). \end{aligned}$$

5.3. Photodetection. We now turn our attention to a setup where we are counting photons in the field, i.e. we are observing

$$Y^\Lambda(l) = U(l)^* \Lambda(l) U(l), \quad 0 \leq l \leq k.$$

The procedure here is much the same as in the homodyne detection case.

LEMMA 5.9. *The predictable process C in the decomposition of Y^Λ is given by*

$$\Delta C(l) = \pi_{l-1}(M^{+*} M^+) \Delta t(l), \quad 1 \leq l \leq k.$$

Proof. By Eq. (5.1), we have $\Delta C(l) = \mathbb{P}(\Delta Y^\Lambda(l) | \mathcal{Y}_{l-1})$. To calculate the latter, let K be an element in \mathcal{Y}_{l-1} ; we would like find an expression for $\mathbb{P}(K \Delta Y^\Lambda(l))$. To this end, we calculate using the discrete quantum Itô rules

$$\begin{aligned} \Delta(\Lambda(l)U(l)) &= (\cdots) \Delta\Lambda(l) + (\cdots) \Delta A(l) \\ &+ (I + \Lambda(l-1))M^+ U(l-1) \Delta A^*(l) + \Lambda(l-1)M^\circ U(l-1) \Delta t(l), \end{aligned} \quad (5.7)$$

where we have retained the relevant terms. Consequently, we calculate

$$\begin{aligned} \Delta(U(l)^* \Lambda(l) U(l)) &= (\cdots) \Delta\Lambda(l) + (\cdots) \Delta A^*(l) + (\cdots) \Delta A(l) \\ &+ U(l-1)^* \mathcal{L}(I) \Lambda(l-1) U(l-1) \Delta t(l) + j_{l-1}(M^{+*} M^+) \Delta t(l), \end{aligned}$$

where $\mathcal{L}(X)$ is the discrete Lindblad generator. But $\mathcal{L}(I)$ vanishes, and the Lemma follows by the usual argument. \square

Next, we determine the predictable process $\Xi(l)$ such that $\Delta H(l) = \Xi(l) \Delta\tilde{Y}(l)$.

LEMMA 5.10. *The process $\Xi(l)$ is given by*

$$\Xi(l) = (I - \lambda^2 \pi_{l-1}(M^{+*} M^+))^{-1} \left[\frac{\pi_{l-1}(M^{+*} X M^+)}{\pi_{l-1}(M^{+*} M^+)} - \pi_{l-1}(X + \lambda^2 \mathcal{L}(X)) \right].$$

Proof. We begin by finding the predictable process ΔD in the Doob decomposition of $j_l(X)Y(l)$. For any $K \in \mathcal{Y}_{l-1}$ we want to calculate $\mathbb{P}(\Delta(j_l(X)Y(l))K) = \mathbb{P}(\Delta(U(l)^*X\Lambda(l)U(l))K)$. Using Eq. (5.7) and the quantum Itô rules, we obtain

$$\begin{aligned}\Delta(U(l)^*X\Lambda(l)U(l)) &= (\cdots) \Delta\Lambda(l) + (\cdots) \Delta A^*(l) + (\cdots) \Delta A(l) \\ &\quad + U(l-1)^* \mathcal{L}(X) \Lambda(l-1) U(l-1) \Delta t(l) + j_{l-1}(M^{+*} X M^+) \Delta t(l).\end{aligned}$$

It follows in the usual way that

$$\Delta D(l) = \pi_{l-1}(\mathcal{L}(X)) Y(l-1) \Delta t(l) + \pi_{l-1}(M^{+*} X M^+) \Delta t(l).$$

We now turn our attention to the predictable process ΔE in the Doob decomposition of $\pi_l(X)Y_l$. First note that the Itô rule gives

$$\Delta(\pi_l(X)Y(l)) = (\Delta\pi_l(X)) Y(l-1) + \pi_{l-1}(X) \Delta Y(l) + \Delta\pi_l(X) \Delta Y(l).$$

By uniqueness of the Doob decomposition, ΔE is the sum of the predictable parts $\Delta E_{1,2,3}$ of the three terms on the right hand side. As in the proof of Lemma 5.8, we find that $\Delta E_1(l) = \pi_{l-1}(\mathcal{L}(X)) Y(l-1) \Delta t(l)$ and $\Delta E_2(l) = \pi_{l-1}(X) \Delta C(l)$ (where $\Delta C(l)$ is given explicitly in Lemma 5.9). To deal with the third term, we write

$$\Delta\pi_l(X) \Delta Y(l) = \left\{ \pi_{l-1}(\mathcal{L}(X)) \Delta t(l) + \Xi(l) \Delta\tilde{Y}(l) \right\} (\Delta C(l) + \Delta\tilde{Y}(l)).$$

As before, processes of the form $\sum_l X(l) \Delta\tilde{Y}(l)$ with \mathcal{Y} -predictable X inherit the martingale property from \tilde{Y} . Thus we only need to retain the predictable terms:

$$\Delta\pi_l(X) \Delta Y(l) = (\cdots) \Delta\tilde{Y}(l) + \pi_{l-1}(\mathcal{L}(X)) \Delta t(l) \Delta C(l) + \Xi(l) (\Delta\tilde{Y}(l))^2.$$

Similarly, we expand $(\Delta\tilde{Y}(l))^2$ as

$$(\Delta\tilde{Y}(l))^2 = (\cdots) \Delta\tilde{Y}(l) + (\Delta Y(l))^2 - (\Delta C(l))^2,$$

where we have used $\Delta Y(l) = \Delta C(l) + \Delta\tilde{Y}(l)$. But using the Itô rules we calculate $(\Delta Y(l))^2 = U(l)^* \Delta\Lambda(l)^2 U(l) = \Delta Y(l)$. Hence

$$(\Delta\tilde{Y}(l))^2 = (\cdots) \Delta\tilde{Y}(l) + \Delta C(l) - (\Delta C(l))^2,$$

and we can read off

$$\Delta E_3(l) = \pi_{l-1}(\mathcal{L}(X)) \Delta t(l) \Delta C(l) + \Xi(l) (I - \Delta C(l)) \Delta C(l).$$

But recall that $j_l(X)Y(l)$ and $\pi_l(X)Y(l)$ have equal predictable parts. Hence setting $\Delta D(l) = \Delta E_1(l) + \Delta E_2(l) + \Delta E_3(l)$ and solving for $\Xi(l)$, the Lemma follows. \square

Putting everything together we obtain the following *discrete quantum filtering equation for photon counting*

$$\begin{aligned}\Delta\pi_l(X) &= \pi_{l-1}(\mathcal{L}(X)) \Delta t(l) + (I - \lambda^2 \pi_{l-1}(M^{+*} M^+))^{-1} \times \\ &\quad \left[\frac{\pi_{l-1}(M^{+*} X M^+)}{\pi_{l-1}(M^{+*} M^+)} - \pi_{l-1}(X + \lambda^2 \mathcal{L}(X)) \right] (\Delta Y(l) - \pi_{l-1}(M^{+*} M^+) \Delta t(l)).\end{aligned}$$

5.4. How to use the filtering equations. The filtering equations of sections 5.2 and 5.3 may seem a little abstract at this point; $\pi_l(X)$ is some observable in the algebra $\mathcal{M} \otimes \mathcal{W}_k$, and it appears that we would need to know $\pi_{l-1}(Z)$ for *every* $Z \in \mathcal{B}_0$, in addition to the observation increment $\Delta Y(l)$, in order to be able to calculate $\pi_l(X)$ for arbitrary X . The equations are much less abstract than they might seem, however. First of all, recall that both $\pi_l(X)$ and $\Delta Y(l)$ are elements of the (commutative) observation algebra \mathcal{Y}_k ; in fact, the filtering equations live entirely within this algebra. Hence these are just classical equations in disguise (as they should be!); we could write explicitly, e.g. in the homodyne detection case,

$$\begin{aligned} \Delta \iota(\pi_l(X)) &= \iota(\pi_{l-1}(\mathcal{L}(X))) \lambda^2 + (\iota(\Delta Y(l)) - \iota(\pi_{l-1}(\mathcal{J}(I))) \lambda^2) \times \\ &\quad \frac{\iota(\pi_{l-1}(\mathcal{J}(X))) - \iota(\pi_{l-1}(X + \lambda^2 \mathcal{L}(X))) \iota(\pi_{l-1}(\mathcal{J}(I)))}{1 - \lambda^2 \iota(\pi_{l-1}(\mathcal{J}(I)))^2} \end{aligned} \quad (5.8)$$

using the $*$ -isomorphism ι obtained by applying the spectral theorem to $(\mathcal{Y}_k, \mathbb{P})$. For any $0 \leq l \leq k$ and $X \in \mathcal{M}$, $\iota(\pi_l(X))$ is a random variable that is a function of the random process $\iota(\Delta Y(i))$ up to and including time l . But an elementary property of the conditional expectation is that $\pi_l(X)$ is linear in X ; hence $\iota(\pi_l(X))$ is also linear in X . This means we can always write $\iota(\pi_l(X)) = \text{Tr}[\rho_l X]$, where ρ_l is a (random) 2×2 -matrix (as \mathcal{M} is two-dimensional). We obtain the following recursion for ρ_l :

$$\begin{aligned} \Delta \rho_l &= \bar{\mathcal{L}}(\rho_{l-1}) \lambda^2 + \frac{\bar{\mathcal{J}}(\rho_{l-1}) - \text{Tr}[\bar{\mathcal{J}}(\rho_{l-1})] (\rho_{l-1} + \lambda^2 \bar{\mathcal{L}}(\rho_{l-1}))}{1 - \lambda^2 \text{Tr}[\bar{\mathcal{J}}(\rho_{l-1})]^2} \times \\ &\quad (\iota(\Delta Y(l)) - \text{Tr}[\bar{\mathcal{J}}(\rho_{l-1})] \lambda^2), \end{aligned} \quad (5.9)$$

where we have written

$$\begin{aligned} \bar{\mathcal{L}}(\rho) &= M^+ \rho M^{+*} + \lambda^2 M^\circ \rho M^{\circ*} + M^\circ \rho + \rho M^{\circ*}, \\ \bar{\mathcal{J}}(\rho) &= M^+ \rho + \rho M^{+*} + \lambda^2 M^+ \rho M^{\circ*} + \lambda^2 M^\circ \rho M^{+*}. \end{aligned}$$

ρ_0 is simply the density matrix corresponding to the initial state $\rho(\cdot)$, i.e. $\rho(X) = \text{Tr}[\rho_0 X]$ for every $X \in \mathcal{M}$. The matrix ρ_l is called the *conditional density matrix* and contains all the information needed to calculate $\pi_l(X)$ for every $X \in \mathcal{M}$. Furthermore, Eq. (5.9) is a simple nonlinear recursion for 2×2 -matrices. At any time step l we only need to remember the 2×2 -matrix ρ_l ; when the $(l+1)$ th observation $\iota(\Delta Y(l+1))$ becomes available, which takes one of the values $\pm \lambda$, we simply plug this value into Eq. (5.9) and obtain the updated matrix ρ_{l+1} . Such a recursion is very efficient and would, if necessary, be easily implemented on a digital signal processor.

As filtering equations are entirely classical, there is no real need to make the explicit distinction between their representation in terms of classical random variables on a probability space *vs.* elements of the observation algebra. We urge the reader to always think of sets of commuting observables as random variables: this is implied by the spectral theorem, and is at the heart of quantum mechanics! Eq. (5.8) is notationally tedious and completely unnecessary, as it does not add anything to the filtering equation as we have already written it in section 5.2. We will refrain from making the explicit distinction between random variables and observables except in places where the structure of the underlying probability space is used explicitly, as in the proof of the martingale representation theorem.

A similar story holds for the photodetection case; we leave it up to the reader to calculate the associated recursion for the conditional density matrix.

5.5. The Markov property and Monte Carlo simulations. The filtering equations that we have developed take as input the observation process obtained from the system. Though this is precisely how it should be, one would think that further investigation of the filters can not proceed without the availability of typical sample paths of the observations from some other source, be it an actual physical system or a direct computer simulation of the underlying repeated interaction model. It is thus somewhat surprising that we can actually simulate such sample paths using the filtering equation only, without any auxiliary input. This is due to the *Markov property* of the filter, which we will demonstrate shortly. We can use this property of the filtering equations to perform Monte Carlo simulations of both the sample paths of the observation process and sample paths of the filter itself (called “quantum trajectories” in the physics literature). In addition, the Markov property is key for the development of feedback controls, as we will see in section 7.

We will consider below the homodyne detection case, but the photodetection case proceeds identically. Set $\Delta y_l = \iota(\Delta Y(l))$. Recall that the homodyne detection signal Δy_l takes one of two values $\pm\lambda$ for every l . Suppose we have observed y_i up to and including time $l-1$; we would like to be able to calculate the probability p_l^+ that the observation in the next time step Δy_l takes the value $+\lambda$. But using the Doob decomposition we can write

$$\Delta Y(l) = \Delta C(l) + \Delta \tilde{Y}(l) = \pi_{l-1}(\mathcal{J}(I)) \Delta t(l) + \Delta \tilde{Y}(l),$$

where $\Delta \tilde{Y}(l)$ is a martingale increment, so that

$$\lambda p_l^+ - \lambda(1 - p_l^+) = \iota(\mathbb{P}(\Delta Y(l) | \mathcal{Y}_{l-1})) = \iota(\pi_{l-1}(\mathcal{J}(I))) \lambda^2.$$

Thus evidently the probability that the observation at time l takes the value $+\lambda$

$$p_l^+ = \frac{1}{2} + \frac{\lambda}{2} \text{Tr}[\rho_{l-1} \mathcal{J}(I)] = \frac{1}{2} + \frac{\lambda}{2} \text{Tr}[\overline{\mathcal{J}}(\rho_{l-1})]$$

depends only on the filter in the previous time step! But then we can also calculate the statistics of the filter in the next time step, and we can prove the Markov property by recursing this procedure.

LEMMA 5.11. *The filter ρ_l satisfies the Markov property:*

$$\mathbf{E}_{\mathbf{P}}(g(\rho_j) | \sigma\{\rho_0, \dots, \rho_l\}) = \mathbf{E}_{\mathbf{P}}(g(\rho_j) | \sigma\{\rho_l\}) \quad \forall l \leq j \leq k.$$

Proof. Using the recursion (5.9), ρ_j can be written as a deterministic function $f(\rho_{j-1}, \Delta y_j)$ of ρ_{j-1} and Δy_j . By the martingale property of the innovation process

$$\mathbf{P}(\Delta y_j = \pm\lambda | \sigma\{y_1, \dots, y_{j-1}\}) = \frac{1}{2} \pm \frac{\lambda}{2} \text{Tr}[\overline{\mathcal{J}}(\rho_{j-1})],$$

which is only a function of ρ_{j-1} . As $\sigma\{\rho_0, \dots, \rho_{j-1}\} \subset \sigma\{y_1, \dots, y_{j-1}\}$, we obtain

$$\mathbf{P}(\Delta y_j = \pm\lambda | \sigma\{\rho_0, \dots, \rho_{j-1}\}) = \frac{1}{2} \pm \frac{\lambda}{2} \text{Tr}[\overline{\mathcal{J}}(\rho_{j-1})].$$

Hence for any function g

$$\begin{aligned} \mathbf{E}_{\mathbf{P}}(g(\rho_j) | \sigma\{\rho_0, \dots, \rho_{j-1}\}) &= \mathbf{E}_{\mathbf{P}}(g'(\rho_{j-1}, \Delta y_j) | \sigma\{\rho_0, \dots, \rho_{j-1}\}) \\ &= \sum_{a \in \{-1, 1\}} g'(\rho_{j-1}, a\lambda) \left[\frac{1}{2} + a \frac{\lambda}{2} \text{Tr}[\overline{\mathcal{J}}(\rho_{j-1})] \right], \end{aligned}$$

where we have written $g'(\rho, w) = g(f(\rho, w))$ for the function g composed with the one-step filter recursion. As the right hand side is a function of ρ_{j-1} only, we have

$$\mathbf{E}_{\mathbf{P}}(g(\rho_j)|\sigma\{\rho_0, \dots, \rho_{j-1}\}) = \mathbf{E}_{\mathbf{P}}(\mathbf{E}_{\mathbf{P}}(g(\rho_j)|\sigma\{\rho_0, \dots, \rho_{j-1}\}) | \sigma\{\rho_{j-1}\}),$$

from which we conclude that

$$\mathbf{E}_{\mathbf{P}}(g(\rho_j)|\sigma\{\rho_0, \dots, \rho_{j-1}\}) = \mathbf{E}_{\mathbf{P}}(g(\rho_j)|\sigma\{\rho_{j-1}\}).$$

But setting $\mathbf{E}_{\mathbf{P}}(g(\rho_j)|\sigma\{\rho_0, \dots, \rho_{j-1}\}) = h(\rho_{j-1})$, we can repeat the argument giving

$$\mathbf{E}_{\mathbf{P}}(h(\rho_{j-1})|\sigma\{\rho_0, \dots, \rho_{j-2}\}) = \mathbf{E}_{\mathbf{P}}(h(\rho_{j-1})|\sigma\{\rho_{j-2}\}).$$

From the definition of $h(\cdot)$ we immediately obtain

$$\mathbf{E}_{\mathbf{P}}(g(\rho_j)|\sigma\{\rho_0, \dots, \rho_{j-2}\}) = \mathbf{E}_{\mathbf{P}}(g(\rho_j)|\sigma\{\rho_{j-2}\}).$$

Recurring the argument gives the Markov property. \square

It is now straightforward to turn this procedure into a Monte Carlo algorithm. The following pseudocode generates random sample paths of the observations Δy_l and filter ρ_l , sampled faithfully from the probability measure induced by the repeated interaction model on the space of observation paths.

1. INITIALIZE ρ_0 .
2. $l \leftarrow 0$.
3. REPEAT
 - (A) CALCULATE $p_{l+1}^+(\rho_l)$.
 - (B) SAMPLE $\xi \sim \text{UNIFORM}[0, 1]$.
 - (C) IF $\xi < p_{l+1}^+$: $\Delta y_{l+1} \leftarrow +\lambda$; ELSE: $\Delta y_{l+1} \leftarrow -\lambda$.
 - (D) $\rho_{l+1} \leftarrow \rho_l + \Delta \rho_{l+1}(\rho_l, \Delta y_{l+1})$.
 - (E) $l \leftarrow l + 1$.
4. UNTIL $l = k$.

5.6. Examples. Using the Monte Carlo method developed in the previous section, we can now simulate the observation and filter sample paths for our usual examples. In the simulations we have used the initial state $\rho(X) = \text{Tr}[X]/2$, under which the probabilities of the energy attaining its maximal or minimal values are equal.

Spontaneous emission. In Figure 5.1, photodetection of a spontaneously emitting atom is simulated. The observation process takes a very simple form: if the atom initially attained its maximal energy (which it does with probability $\frac{1}{2}$ under the state ρ), it emits a single photon at a random time. If the atom was already at its lowest energy (also with probability $\frac{1}{2}$), the atom never emits a photon. The conditional expectation of the energy attains its minimal value immediately after the observation of a photon, as at this point we know that the atom has attained its lowest energy. Before the observation of a photon, the conditional expectation decays: the longer we fail to observe a photon, the higher the (conditional) probability that the atom started out with minimal energy to begin with.

Note that the higher the initial expectation of the energy of the atom, the slower the decay of $\pi_l(H)$: after all, if the probability of the atom starting out at its minimal energy is very small, then we should fail to observe a photon for a very long time before concluding that the atom, against all odds, did start off with minimal energy. In the extreme case of unit initial probability that the atom has maximal energy

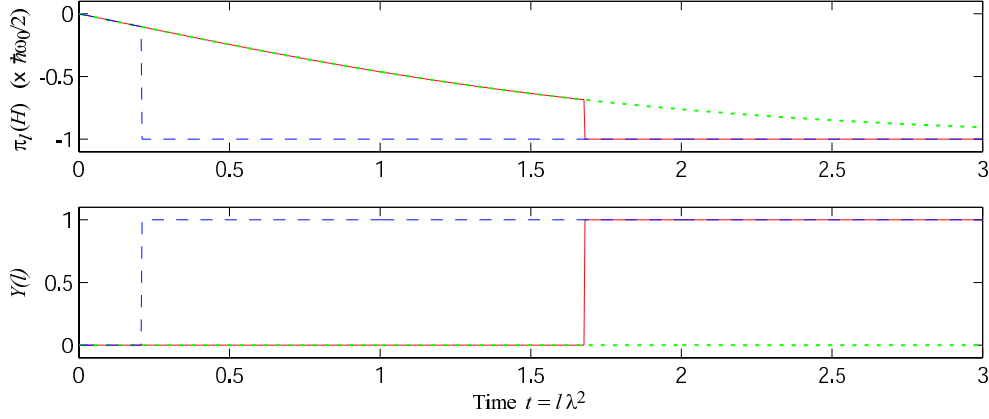


FIG. 5.1. **(Spontaneous emission)** Three typical sample paths of the conditional expectation $\pi_l(H)$ of the atomic energy (top plot) with respect to the integrated photodetection signal $Y(l)$ (bottom plot). The atom spontaneously emits exactly one photon at a random time, after which it attains its lowest energy and remains there. The initial state chosen was $\rho(x) = \text{Tr}[X]/2$; in this state $H = \pm \hbar\omega_0/2$ have equal probability. The time scale used for the calculation is $\lambda^{-2} = 300$.

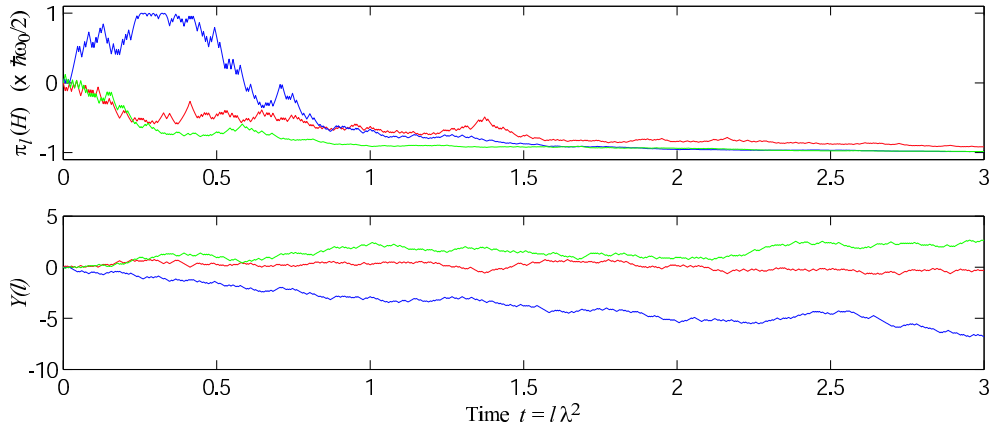


FIG. 5.2. **(Spontaneous emission)** Three typical sample paths of the conditional expectation $\pi_l(H)$ of the atomic energy (top plot) with respect to the integrated homodyne photocurrent $Y(l)$ (bottom plot). It is difficult to infer much about the atomic energy from the observation process using the naked eye, but nonetheless the conditional expectation is revealing (e.g. in the case of the blue sample path, the atom initially possessed maximal energy with unit probability). The initial state chosen was $\rho(x) = \text{Tr}[X]/2$, and the time scale used for the calculation is $\lambda^{-2} = 300$.

($\rho(X) = \text{Tr}[\sigma_+ \sigma_- X]$), the conditional expectation of the energy is a step function. The latter can be verified directly using the filtering equation for photodetection, which shows that $\Delta\pi_l(H) = 0$ as long as $\Delta Y(l) = 0$ and $\pi_{l-1}(H) = \hbar\omega_0/2$.

Figure 5.2 shows a simulation of the same system, but now observed using a homodyne detection setup. Evidently the way in which information on the atomic energy is encoded in the homodyne observations is very different than in the photodetection case; rather than the sudden gain of information when a photon is observed, homodyne detection allows us to gradually infer the atomic energy from the noisy measurements. The observation process itself is not very revealing to the naked eye, but the filter manages to make sense of it. In the case of the blue curve, for example,

we infer that the atom almost certainly attained its maximal energy value before time $t \sim 0.5$, whereas after time $t \sim 1.5$ all three paths indicate that most likely the atom has attained its lowest energy.

Dispersive interaction. The dispersive interaction case is quite different than the spontaneous emission case. Recall that in this case the energy observable $j_l(H) = H$ is constant in time. This does not mean, however, that the conditional expectation $\pi_l(H)$ is constant. Whether the energy attains its maximal or minimal value in a particular realization determines the mean direction of the phase shift of the outgoing light, which can be measured using a homodyne detection setup. As we gain information on the atomic energy, the conditional expectation gradually attracts to the value actually taken by the energy H in that realization.

This behavior is demonstrated in the simulation of Figure 5.3. Each of the filter sample paths $\pi_l(H)$ attracts to either $+\hbar\omega_0/2$ or $-\hbar\omega_0/2$. As the probabilities of maximal and minimal atomic energy are equal under the initial state $\rho(X) = \text{Tr}[X]/2$, the sample paths of $\pi_l(H)$ are attracted to $\pm\hbar\omega_0/2$ with equal probability. It would be presumptuous to conclude this from the simulation of only three sample paths, but if we are willing to believe that $\pi_l(H) \rightarrow \pm\hbar\omega_0/2$ with unit probability then the result is evident: after all, $\mathbb{P}(\pi_l(H)) = \mathbb{P}(j_l(H)) = \rho(H) = 0$ for all l , so we can only have $\pi_l(H) \rightarrow \pm\hbar\omega_0/2$ if the two possibilities occur with equal probability (the probabilities change accordingly if we choose a different initial state ρ). The fact that $\pi_l(H) \rightarrow \pm\hbar\omega_0/2$ with unit probability can also be rigorously proved, but we will postpone this discussion until section 7.6.

Note that the behavior of the filter can already be seen by inspecting the observation process using the naked eye: though the observation processes are still random, the integrated observations have an upward or downward trend depending on the value of the atomic energy. This indicates that the actual observation process $\Delta Y(l)$ is positive (negative) on average if the atomic energy is positive (negative), i.e., positive atomic energy leads to an average positive phase shift on the output light, whereas negative atomic energy gives rise to a negative average phase shift.

We have not shown a simulation of the dispersively interacting atom under photodetection. Though many photons can be observed, a photodetector gives no information on the phase of the output light. Hence no information is gained about the atomic energy, and the conditional expectation of the atomic energy is constant. Evidently the type of detector used makes a big difference in this case.

6. The reference probability approach. In the previous section we obtained explicit nonlinear recursive equations for the conditional expectations $\pi_l(X)$. In this section we start from scratch and solve the filtering problem in an entirely different way. The key idea here is that the Bayes Lemma 3.4 allows us to express the filtering problem in terms of an arbitrary (reference) state; by choosing the “Radon-Nikodym” operator V conveniently, we can reduce the calculation to a manageable form. This gives rise to a *linear* recursion for the numerator in the Bayes formula, which we denote by $\sigma_l(X)$. $\pi_l(X)$ is then calculated as $\sigma_l(X)/\sigma_l(I)$.

The reference probability method is widely used in classical filtering theory following the work of Duncan [28], Mortensen [62], Zakai [74], and Kallianpur and Striebel [49, 50]. See e.g. [30] for a systematic exposition of reference probability methods in filtering and control. The corresponding approach in quantum filtering theory, adapted below to the discrete setting, was developed in [15].

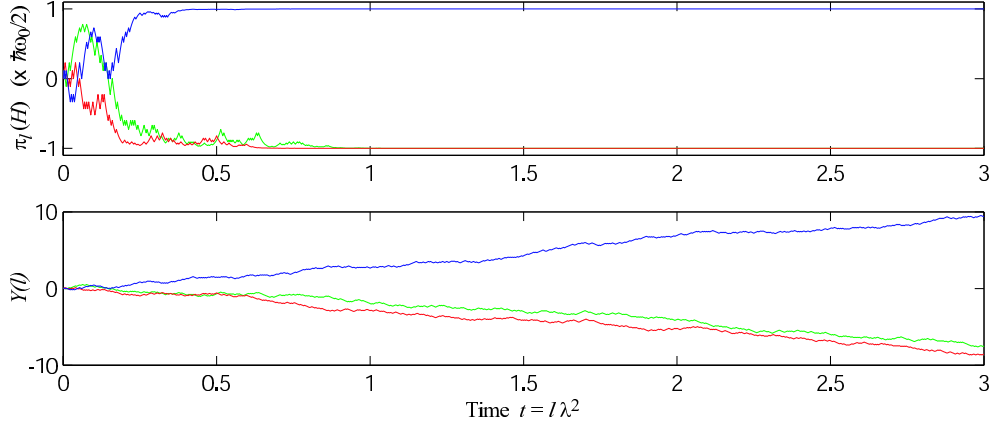


FIG. 5.3. **(Dispersive interaction)** Three typical sample paths of the conditional expectation $\pi_l(H)$ of the atomic energy (top plot) with respect to the integrated homodyne photocurrent $Y(l)$ (bottom plot). Though the energy observable is constant in time, the observations contain information on the atomic energy so that the conditional expectation converges to the actual value of the energy. The initial state chosen was $\rho(x) = \text{Tr}[X]/2$, and the time scale used is $\lambda^{-2} = 300$.

6.1. The strategy. Let us begin by outlining what we are going to do. We are looking for a way to calculate $\pi_l(X) = \mathbb{P}(j_l(X)|\mathcal{Y}_l)$. In classical filtering theory it has proved advantageous to express the problem, using the Bayes formula, in terms of a measure under which the signal (here the atomic observable $j_l(X)$) and the observations (here \mathcal{Y}_l) are independent. We will aim to do the same in the quantum case. Unlike in classical probability, however, we do not have a suitable quantum version of Girsanov's theorem to help us find such a change of measure. We need to use a little intuition to obtain the required change-of-state operator V .

The following simple Lemma will make this task a little easier.

LEMMA 6.1. *Let $(\mathcal{A}, \mathbb{P})$ be a quantum probability space, $\mathcal{C} \subset \mathcal{A}$ a commutative subalgebra, and $U \in \mathcal{A}$ be unitary. Define the rotated state $\mathbb{Q}(X) = \mathbb{P}(U^* X U)$ on \mathcal{A} . Then $\mathbb{P}(U^* X U | U^* \mathcal{C} U) = U^* \mathbb{Q}(X | \mathcal{C}) U$ for any $X \in \mathcal{C}'$.*

Proof. This is a simple consequence of the definition of the conditional expectation. Let $K \in U^* \mathcal{C} U$. Then $\mathbb{P}(U^* \mathbb{Q}(X | \mathcal{C}) U K) = \mathbb{Q}(\mathbb{Q}(X | \mathcal{C}) U K U^*) = \mathbb{Q}(X U K U^*) = \mathbb{P}(U^* X U K)$. But as this holds for any $K \in U^* \mathcal{C} U$ and as $U^* \mathbb{Q}(X | \mathcal{C}) U \in U^* \mathcal{C} U$, the Lemma follows from the definition of the conditional expectation. \square

How does this help us in our usual setting $(\mathcal{M} \otimes \mathcal{W}_k, \mathbb{P})$? Recall from section 2.5 that $\mathcal{C}_l = \text{alg}\{\Delta Z(i) : i = 1, \dots, l\}$ ($Z = I \otimes \Lambda$ or $Z = I \otimes (A + A^*)$ for photodetection or homodyne detection, respectively), and $\mathcal{Y}_l = U(l)^* \mathcal{C}_l U(l)$. For the time being, let us fix a time step l and define the state $\mathbb{Q}^l(X) = \mathbb{P}(U(l)^* X U(l))$. Then by Lemma 6.1, we can write $\pi_l(X) = U(l)^* \mathbb{Q}^l(X | \mathcal{C}_l) U(l)$. Now note that $X \in \mathcal{B}_0$ is of the form $X \otimes I$ in $\mathcal{M} \otimes \mathcal{W}_k$, whereas every element of \mathcal{C}_l is of the form $I \otimes C$. But we already know a state under which the initial system and the field are independent: this is simply the state $\mathbb{P}!$ Hence if we could write $\mathbb{Q}^l(X) = \mathbb{P}(V(l)^* X V(l))$ for some $V(l) \in \mathcal{C}'_l$, then we would obtain using the Bayes Lemma 3.4

$$\pi_l(X) = U(l)^* \mathbb{Q}^l(X | \mathcal{C}_l) U(l) = \frac{U(l)^* \mathbb{P}(V(l)^* X V(l) | \mathcal{C}_l) U(l)}{U(l)^* \mathbb{P}(V(l)^* V(l) | \mathcal{C}_l) U(l)} \quad \forall X \in \mathcal{B}_0. \quad (6.1)$$

Note that we already have by construction $\mathbb{Q}^l(X) = \mathbb{P}(U(l)^* X U(l))$, but $U(l) \notin \mathcal{C}'_l$. Hence $V(l) = U(l)$ in the Bayes formula does not work. As we will demonstrate below,

however, there is a simple trick which we can use to “push” $U(l)$ into the commutant \mathcal{C}'_l without changing the state \mathbb{Q}^l . This gives the desired change of state $V(l)$.

We emphasize that Lemma 6.1 is not an essential part of the procedure; we could try to find a new reference state $\mathbb{R}(V^*XV) = \mathbb{P}(X)$ and apply the Bayes lemma directly to $\mathbb{P}(j_l(X)|\mathcal{Y}_l)$ (in fact, the state \mathbb{R} can be read off from Eq. (6.1) by applying Lemma 6.1 in the reverse direction). The state \mathbb{P} is a very convenient reference state, however, as it allows us to use the natural tensor splitting $\mathcal{M} \otimes \mathcal{W}_k$ and properties of the vacuum state $\phi^{\otimes k}$ to determine the necessary $V(l)$ with minimal effort. It is possible that this procedure could be streamlined in a more general theory for changes of state (in the spirit of the techniques widely used in classical probability theory), but such a theory is not currently available in quantum probability.

6.2. Homodyne detection. We first consider the homodyne detection case, i.e. $Z(l) = A(l) + A^*(l)$. To use Eq. (6.1), we are looking for $V(l) \in \mathcal{C}'_l$ such that $\mathbb{Q}^l(X) = \mathbb{P}(V(l)^*XV(l))$. The following trick [40] allows us to find such a $V(l)$ simply by modifying the quantum stochastic difference equation for $U(l)$, Eq. (4.1).

LEMMA 6.2. *Let V be the solution of the following difference equation:*

$$\Delta V(l) = \{M^+(\Delta A(l) + \Delta A^*(l)) + M^\circ \Delta t(l)\} V(l-1), \quad V(0) = I.$$

Then $V(l) \in \mathcal{C}'_l$ and $\mathbb{P}(V(l)^*XV(l)) = \mathbb{P}(U(l)^*XU(l))$ for any $X \in \mathcal{M} \otimes \mathcal{W}_k$.

Proof. The proof relies on the fact that $\mathbb{P} = \rho \otimes \phi^{\otimes k}$. For simplicity, let us assume that ρ is a vector state, i.e. $\rho(X) = \langle v, Xv \rangle$ for some $v \in \mathbb{C}^2$ (we will relax this requirement later on). Then $\mathbb{P}(X) = \langle v \otimes \Phi^{\otimes k}, X v \otimes \Phi^{\otimes k} \rangle$ where Φ is the vacuum vector. The essential property we need is that $\Delta A(l)\Phi^{\otimes k} = \Delta \Lambda(l)\Phi^{\otimes k} = 0$: this follows immediately from their definition (as $\Delta A(l)\Phi^{\otimes k} = \Phi^{\otimes l-1} \otimes \sigma_- \Phi \otimes \Phi^{\otimes k-l} = 0$, and similarly for $\Delta \Lambda$). Hence using the fact that $U(l-1) \in \mathcal{B}_{l-1}$ commutes with $\Delta A(l)$ and $\Delta \Lambda(l)$, Eq. (4.1) gives

$$\Delta V(l) v \otimes \Phi^{\otimes k} = \{M^+ \Delta A^*(l) + M^\circ \Delta t(l)\} U(l-1) v \otimes \Phi^{\otimes k}.$$

Similarly, *any* difference equation of the form

$$\Delta V(l) = \{N^\pm \Delta \Lambda(l) + M^+ \Delta A^*(l) + N^- \Delta A(l) + M^\circ \Delta t(l)\} V(l-1)$$

satisfies

$$\Delta V(l) v \otimes \Phi^{\otimes k} = \{M^+ \Delta A^*(l) + M^\circ \Delta t(l)\} V(l-1) v \otimes \Phi^{\otimes k}.$$

Hence if $V(l-1) v \otimes \Phi^{\otimes k} = U(l-1) v \otimes \Phi^{\otimes k}$, then $V(l) v \otimes \Phi^{\otimes k} = U(l) v \otimes \Phi^{\otimes k}$. By induction $V(l) v \otimes \Phi^{\otimes k} = U(l) v \otimes \Phi^{\otimes k}$ for any l if $V(0) = U(0) = I$. Thus

$$\begin{aligned} \mathbb{P}(U(l)^*XU(l)) &= \langle U(l) v \otimes \Phi^{\otimes k}, XU(l) v \otimes \Phi^{\otimes k} \rangle \\ &= \langle V(l) v \otimes \Phi^{\otimes k}, XV(l) v \otimes \Phi^{\otimes k} \rangle = \mathbb{P}(V(l)^*XV(l)), \end{aligned}$$

regardless of what we choose for N^\pm and N^- .

We are now free to choose N^\pm and N^- so that $V(l)$ satisfies the remaining requirement $V(l) \in \mathcal{C}'_l$. But if we choose $N^\pm = 0$ and $N^- = M^+$ as in the statement of the Lemma, it follows that $V(l) \in \mathcal{M} \otimes \mathcal{C}_l \subset \mathcal{C}'_l$ for every l . Indeed, suppose that $V(l-1) \in \mathcal{M} \otimes \mathcal{C}_{l-1}$. Then $V(l)$ is defined by the recursion as a function of $V(l-1)$, $\Delta Z(l) = \Delta A(l) + \Delta A^*(l) \in \mathcal{C}_l$ and $M^+, M^\circ \in \mathcal{M}$, which is obviously contained in $\mathcal{M} \otimes \mathcal{C}_l$. The result then follows by induction, and the Lemma is proved.

It remains to consider the case that ρ is not a vector state. By linearity we can always write $\rho = \text{Tr}[\tilde{\rho}X]$ for some 2×2 density matrix $\tilde{\rho}$. But any density matrix can be diagonalized (as it is a positive matrix), so that we can write without loss of generality $\tilde{\rho} = \lambda_1 v_1 v_1^* + \lambda_2 v_2 v_2^*$ where v_1 is the (normalized) eigenvector of $\tilde{\rho}$ with eigenvalue λ_1 , and v_2 is the eigenvector with eigenvalue λ_2 . As the Lemma holds for each of the vector states $\rho_{1,2}(X) = \langle v_{1,2}, X v_{1,2} \rangle$, it must hold for arbitrary ρ . \square

The solution of the filtering problem is now remarkably straightforward.

DEFINITION 6.3. *For any atomic observable $X \in \mathcal{B}_0$, the unnormalized conditional expectation $\sigma_l(X) \in \mathcal{Y}_l$ is defined as*

$$\sigma_l(X) = U(l)^* \mathbb{P}(V(l)^* X V(l) | \mathcal{C}_l) U(l).$$

THEOREM 6.4. *The unnormalized conditional expectation $\sigma_l(X)$ satisfies the following linear filtering equation for homodyne detection:*

$$\Delta \sigma_l(X) = \sigma_{l-1}(\mathcal{L}(X)) \Delta t(l) + \sigma_{l-1}(\mathcal{J}(X)) \Delta Y(l), \quad \sigma_0(X) = \rho(X),$$

where $\mathcal{L}(X)$ is the discrete Lindblad generator and $\mathcal{J}(X)$ was defined in Lemma 5.8. Furthermore the noncommutative Kallianpur-Striebel formula holds:

$$\pi_l(X) = \frac{\sigma_l(X)}{\sigma_l(I)} \quad \forall X \in \mathcal{B}_0.$$

Proof. The Kallianpur-Striebel formula is simply Eq. (6.1). To obtain the linear recursion, we calculate using the discrete Itô rules

$$\begin{aligned} \Delta(V(l)^* X V(l)) &= V(l-1)^* \mathcal{L}(X) V(l-1) \Delta t(l) \\ &\quad + V(l-1)^* \mathcal{J}(X) V(l-1) (\Delta A(l) + \Delta A^*(l)). \end{aligned}$$

Calculating the conditional expectation with respect to \mathcal{C}_l , we obtain

$$\begin{aligned} \Delta \mathbb{P}(V(l)^* X V(l) | \mathcal{C}_l) &= \mathbb{P}(V(l-1)^* \mathcal{L}(X) V(l-1) | \mathcal{C}_l) \Delta t(l) \\ &\quad + \mathbb{P}(V(l-1)^* \mathcal{J}(X) V(l-1) | \mathcal{C}_l) (\Delta A(l) + \Delta A^*(l)) \end{aligned}$$

using $\Delta A(l) + \Delta A^*(l) \in \mathcal{C}_l$. But note that $\mathcal{C}_l = \mathcal{C}_{l-1} \otimes \text{alg}\{\Delta A(l) + \Delta A^*(l)\}$ and that $\Delta A(l) + \Delta A^*(l)$ is independent from $\mathcal{M} \otimes \mathcal{C}_{l-1}$ under \mathbb{P} . Hence by the independence property of the conditional expectation (cf. the last property listed in Table 3.1) and the fact that $V(l-1)^* X V(l-1) \in \mathcal{M} \otimes \mathcal{C}_{l-1}$ for any $X \in \mathcal{B}_0$, we obtain

$$\begin{aligned} \Delta \mathbb{P}(V(l)^* X V(l) | \mathcal{C}_l) &= \mathbb{P}(V(l-1)^* \mathcal{L}(X) V(l-1) | \mathcal{C}_{l-1}) \Delta t(l) \\ &\quad + \mathbb{P}(V(l-1)^* \mathcal{J}(X) V(l-1) | \mathcal{C}_{l-1}) (\Delta A(l) + \Delta A^*(l)). \end{aligned}$$

Now multiply from the left by $U(l)^*$ and from the right by $U(l)$. Note that

$$U(l)^* \Delta \mathbb{P}(V(l)^* X V(l) | \mathcal{C}_l) U(l) = \Delta(U(l)^* \mathbb{P}(V(l)^* X V(l) | \mathcal{C}_l) U(l)),$$

because $U(l)^* C U(l) = U(l-1)^* C U(l-1)$ for any $C \in \mathcal{C}_{l-1}$ (see section 2.5). Furthermore $U(l)^* (\Delta A(l) + \Delta A^*(l)) U(l) = \Delta Y(l)$, and the Theorem follows. \square

Notice how much simpler the linear recursion is compared to the nonlinear recursion obtained through the martingale method; for example, this could make digital

implementation of the linear recursion more straightforward. Nonetheless the two methods should give the same answer, as they are both ultimately expressions for the same quantity $\pi_l(X)$. Let us verify this explicitly. Note that

$$\Delta\pi_l(X) = \Delta \left[\frac{\sigma_l(X)}{\sigma_l(I)} \right] = \frac{\sigma_l(X)}{\sigma_l(I)} - \frac{\sigma_{l-1}(X)}{\sigma_{l-1}(I)} = \frac{\Delta\sigma_l(X)}{\sigma_{l-1}(I)} - \sigma_l(X) (\sigma_{l-1}(I)^{-1} - \sigma_l(I)^{-1}).$$

The first term on the right is easily evaluated as

$$\frac{\Delta\sigma_l(X)}{\sigma_{l-1}(I)} = \pi_{l-1}(\mathcal{L}(X)) \Delta t(l) + \pi_{l-1}(\mathcal{J}(X)) \Delta Y(l),$$

whereas we obtain for the second term (using $\mathcal{L}(I) = 0$)

$$\sigma_l(X) (\sigma_{l-1}(I)^{-1} - \sigma_l(I)^{-1}) = \sigma_l(X) \frac{\Delta\sigma_l(I)}{\sigma_l(I)\sigma_{l-1}(I)} = \pi_l(X) \pi_{l-1}(\mathcal{J}(I)) \Delta Y(l).$$

Hence we obtain

$$\Delta\pi_l(X) = \pi_{l-1}(\mathcal{L}(X)) \Delta t(l) + \{\pi_{l-1}(\mathcal{J}(X)) - \pi_l(X) \pi_{l-1}(\mathcal{J}(I))\} \Delta Y(l).$$

Writing $\pi_l(X) = \pi_{l-1}(X) + \Delta\pi_l(X)$ and solving for $\Delta\pi_l(X)$ gives precisely the non-linear recursion obtained in section 5.2, taking into account the identity

$$(I + \pi_{l-1}(\mathcal{J}(I)) \Delta Y(l))^{-1} = \frac{I - \pi_{l-1}(\mathcal{J}(I)) \Delta Y(l)}{I - \lambda^2 \pi_{l-1}(\mathcal{J}(I))^2}$$

where we have used $(\Delta Y(l))^2 = \Delta t(l)$. This sheds some light on the seemingly complicated structure of the discrete nonlinear filtering equation.

6.3. Photodetection. If we naively try to follow the procedure above in the photodetection case $Z(l) = \Lambda(l)$, we run into problems. Let us see what goes wrong. Following the steps in the proof of Lemma 6.2, we reach the point where we have to choose N^\pm and N^- so that $V(l) \in \mathcal{C}'_l$. But this is impossible² because we can not get rid of the ΔA^* term (as $\Delta A^*(l) \Phi^{\otimes k} \neq 0$), and $\Delta A^*(l)$ does not commute with $\Delta\Lambda(l)$.

We are not restricted, however, to using Lemma 6.1 with $U = U(l)$. To deal with the photodetection case, suppose that $R(l)$ is some unitary operator of the form $I \otimes R$ in $\mathcal{M} \otimes \mathcal{W}_k$ (i.e. it only acts on the field, not on the atom). Define the state $\mathbb{Q}^l(X) = \mathbb{P}(U(l)^* R(l)^* X R(l) U(l))$ and the algebra $\mathcal{R}_l = R(l) \mathcal{C}_l R(l)^*$. Suppose that there is some $V(l) \in \mathcal{R}'_l$ such that $\mathbb{Q}^l(X) = \mathbb{P}(V(l)^* X V(l))$. Then by Lemma 6.1 and the Bayes formula, we have for any $X \in \mathcal{B}_0$ (using $R(l)^* X R(l) = X R(l)^* R(l) = X$)

$$\pi_l(X) = U(l)^* R(l)^* \mathbb{Q}^l(X | \mathcal{R}_l) R(l) U(l) = \frac{U(l)^* R(l)^* \mathbb{P}(V(l)^* X V(l) | \mathcal{R}_l) R(l) U(l)}{U(l)^* R(l)^* \mathbb{P}(V(l)^* V(l) | \mathcal{R}_l) R(l) U(l)}.$$

This is precisely as before, except that we have inserted an additional rotation $R(l)$. The idea is that if we choose $R(l)$ appropriately, then $R(l) (\Delta\Lambda(l)) R(l)^*$ contains

²This is not surprising for the following reason. Applying the spectral theorem to the commutative algebra \mathcal{C}_l , we obtain a classical measure space (Ω, Σ) on which \mathbb{Q}^l and \mathbb{P} induce different probability measures \mathbf{Q} and \mathbf{P} , respectively. Suppose there exists a $V \in \mathcal{C}'_l$ such that $\mathbb{Q}^l(X) = \mathbb{P}(V^* X V)$. Then it is not difficult to verify that $\mathbf{Q} \ll \mathbf{P}$ with $d\mathbf{Q}/d\mathbf{P} = \iota(\mathbb{P}(V^* V | \mathcal{C}_l))$. But note that $\iota(\Delta\Lambda(l))$ is distributed under \mathbf{Q} in the same way as the observation increment $\Delta Y(l)$ under \mathbb{P} , whereas $\iota(\Delta\Lambda(l)) = 0$ \mathbf{P} -a.s. This contradicts $\mathbf{Q} \ll \mathbf{P}$ and hence the existence of V .

a ΔA^* term so that we can proceed as in the previous section to find a suitable $V(l) \in \mathcal{R}_l'$. A possible choice of $R(l)$ is given in the following Lemma.

LEMMA 6.5. *Define $R(l) = \exp(A(l) - A^*(l))$, $l = 1, \dots, k$. Then $R(l)$ is unitary,*

$$\Delta R(l) = \left\{ \frac{\sin(\lambda)}{\lambda} (\Delta A(l) - \Delta A^*(l)) + \frac{\cos(\lambda) - 1}{\lambda^2} \Delta t(l) \right\} R(l-1),$$

and we obtain the expression

$$R(l) \Delta \Lambda(l) R(l)^* = (\cos^2 \lambda - \sin^2 \lambda) \Delta \Lambda(l) + \frac{\sin \lambda \cos \lambda}{\lambda} (\Delta A(l) + \Delta A^*(l)) + \frac{\sin^2 \lambda}{\lambda^2} \Delta t(l).$$

Proof. Unitarity of $R(l)$ is immediate. To obtain the difference equation, note that $R(l) = \exp(\Delta A(l) - \Delta A^*(l)) R(l-1)$, so that we essentially need to calculate $\exp(\Delta A(l) - \Delta A^*(l)) = (\exp(\lambda \sigma_- - \lambda \sigma_+))_l$. But it is not difficult to evaluate explicitly the matrix exponential of the 2×2 matrix $\lambda(\sigma_- - \sigma_+)$:

$$\exp(\lambda(\sigma_- - \sigma_+)) = \exp \left[\begin{pmatrix} 0 & -\lambda \\ \lambda & 0 \end{pmatrix} \right] = \begin{pmatrix} \cos \lambda & -\sin \lambda \\ \sin \lambda & \cos \lambda \end{pmatrix} = \cos \lambda I + \sin \lambda (\sigma_- - \sigma_+).$$

The expression for $\Delta R(l)$ follows directly. To obtain the remaining expression, note that $R(l-1)$ commutes with $\Delta \Lambda(l)$; hence

$$\begin{aligned} R(l) (\Delta \Lambda(l)) R(l)^* &= e^{\Delta A(l) - \Delta A^*(l)} \Delta \Lambda(l) e^{\Delta A^*(l) - \Delta A(l)} = \\ &= \left(\begin{pmatrix} \cos \lambda & -\sin \lambda \\ \sin \lambda & \cos \lambda \end{pmatrix} \begin{pmatrix} 1 & 0 \\ 0 & 0 \end{pmatrix} \begin{pmatrix} \cos \lambda & \sin \lambda \\ -\sin \lambda & \cos \lambda \end{pmatrix} \right)_l = \left(\begin{pmatrix} \cos^2 \lambda & \sin \lambda \cos \lambda \\ \sin \lambda \cos \lambda & \sin^2 \lambda \end{pmatrix} \right)_l \end{aligned}$$

from which the result follows immediately. \square

For brevity, let us call $R(l) (\Delta \Lambda(l)) R(l)^* = \Delta \bar{Z}(l)$. We are now in a position to repeat Lemma 6.2 for the photodetection case.

LEMMA 6.6. *Let V be the solution to the following difference equation:*

$$\begin{aligned} \Delta V(l) &= \left\{ \left(\frac{\lambda}{\sin \lambda} M^+ - \frac{\lambda^2}{\cos \lambda} M^\circ - \frac{1}{\cos \lambda} \right) \left(\Delta \bar{Z}(l) - \frac{\sin^2 \lambda}{\lambda^2} \Delta t(l) \right) \right. \\ &\quad \left. + \left(\frac{\sin \lambda}{\lambda} M^+ + \cos \lambda M^\circ + \frac{\cos \lambda - 1}{\lambda^2} \right) \Delta t(l) \right\} V(l-1), \quad V(0) = I. \end{aligned}$$

Then $V(l) \in \mathcal{R}_l'$ and $\mathbb{P}(V(l)^* X V(l)) = \mathbb{P}(U(l)^* R(l)^* X R(l) U(l)) \forall X \in \mathcal{M} \otimes \mathcal{W}_k$.

Proof. Using the quantum Itô rules, it is not difficult to calculate

$$\begin{aligned} \Delta(R(l)U(l)) &= \left\{ (\dots) \Delta \Lambda(l) + \left(\cos \lambda M^+ - \lambda \sin \lambda M^\circ - \frac{\sin \lambda}{\lambda} \right) \Delta A^*(l) \right. \\ &\quad \left. + (\dots) \Delta A(l) + \left(\frac{\sin \lambda}{\lambda} M^+ + \cos \lambda M^\circ + \frac{\cos \lambda - 1}{\lambda^2} \right) \Delta t(l) \right\} R(l-1)U(l-1). \end{aligned}$$

We can now follow exactly the procedure in the proof of Lemma 6.2, and using the expression for $\Delta \bar{Z}$ obtained in Lemma 6.5 the result follows. \square

We can now obtain the linear filter for photodetection as before.

THEOREM 6.7. *The unnormalized conditional expectation*

$$\sigma_l(X) = U(l)^* R(l)^* \mathbb{P}(V(l)^* X V(l) | \mathcal{R}_l) R(l) U(l), \quad X \in \mathcal{B}_0,$$

satisfies the linear filtering equation for photodetection

$$\Delta\sigma_l(X) = \sigma_{l-1}(\mathcal{L}(X)) \Delta t(l) + \sigma_{l-1}(\mathcal{T}(X)) \left(\Delta Y(l) - \frac{\sin^2 \lambda}{\lambda^2} \Delta t(l) \right), \quad \sigma_0(X) = \rho(X),$$

where $\mathcal{L}(X)$ is the discrete Lindblad generator and $\mathcal{T}(X)$ is given by

$$\mathcal{T}(X) = \frac{1}{\cos^2 \lambda} \left(\frac{\lambda^2}{\sin^2 \lambda} M^{+*} X M^+ - X - \lambda^2 \mathcal{L}(X) \right).$$

Furthermore the noncommutative Kallianpur-Striebel formula holds:

$$\pi_l(X) = \frac{\sigma_l(X)}{\sigma_l(I)} \quad \forall X \in \mathcal{B}_0.$$

Proof. We begin by calculating $\Delta(V(l)^* X V(l))$ using the Itô rules; this is a tedious but straightforward calculation, and we will not repeat it here. The result is

$$\begin{aligned} \Delta(V(l)^* X V(l)) &= V(l-1)^* \mathcal{L}(X) V(l-1) \Delta t(l) \\ &\quad + V(l-1)^* \mathcal{T}(X) V(l-1) \left(\Delta \bar{Z}(l) - \frac{\sin^2 \lambda}{\lambda^2} \Delta t(l) \right), \end{aligned}$$

where $\mathcal{T}(X)$ is given by the expression

$$\mathcal{T}(X) = \frac{\lambda^2}{\sin^2 \lambda} M^{+*} X M^+ - \frac{\lambda^4}{\cos^2 \lambda} M^{\circ*} X M^\circ - \frac{\lambda^2}{\cos^2 \lambda} (X M^\circ + M^{\circ*} X) - \frac{1}{\cos^2 \lambda} X.$$

Using the expression for $\mathcal{L}(X)$, the latter is easily transformed into the form given in the Theorem. The remainder of the proof is the same as that of Theorem 6.4. \square

The presence of the $\sin \lambda$ and $\cos \lambda$ terms in the linear filter for photodetection is an artefact of our choice of $R(l)$. In fact, this choice is not unique: many $R(l)$ would work and give rise to different linear filters! However, the Kallianpur-Striebel formula guarantees that all these linear filters coincide when normalized with the nonlinear filter of section 5.3. To complete our discussion of linear filters, let us show explicitly how normalization of the linear filter of Theorem 6.7 gives back, through a series of miraculous cancellations, the nonlinear filter for photodetection which we obtained earlier through martingale methods. We begin by writing, as in section 6.2,

$$\Delta\pi_l(X) = \frac{\Delta\sigma_l(X)}{\sigma_{l-1}(I)} - \pi_l(X) \frac{\Delta\sigma_l(I)}{\sigma_{l-1}(I)}.$$

Using the fact that $\pi_l(X) = \Delta\pi_l(X) + \pi_{l-1}(X)$, this gives explicitly

$$\begin{aligned} \Delta\pi_l(X) &[I + \pi_{l-1}(\mathcal{T}(I)) (\Delta Y(l) - \sin^2 \lambda)] \\ &= \pi_{l-1}(\mathcal{L}(X)) \Delta t(l) - \frac{\sin^2 \lambda}{\lambda^2} [\pi_{l-1}(\mathcal{T}(X)) - \pi_{l-1}(X) \pi_{l-1}(\mathcal{T}(I))] \Delta t(l) \\ &\quad + [\pi_{l-1}(\mathcal{T}(X)) - \pi_{l-1}(X) \pi_{l-1}(\mathcal{T}(I))] \Delta Y(l). \end{aligned}$$

Using the expression for $\mathcal{T}(X)$ and $\mathcal{L}(I) = 0$, we calculate

$$\begin{aligned} \pi_{l-1}(\mathcal{T}(X)) - \pi_{l-1}(X) \pi_{l-1}(\mathcal{T}(I)) &= -\frac{\lambda^2}{\cos^2 \lambda} \pi_{l-1}(\mathcal{L}(X)) \\ &\quad + \frac{\lambda^2}{\sin^2 \lambda \cos^2 \lambda} [\pi_{l-1}(M^{+*} X M^+) - \pi_{l-1}(X) \pi_{l-1}(M^{+*} M^+)]. \end{aligned}$$

Hence we obtain

$$\begin{aligned} \Delta\pi_l(X) [I + \pi_{l-1}(\mathcal{T}(I)) (\Delta Y(l) - \sin^2 \lambda)] \\ = \frac{1}{\cos^2 \lambda} [\pi_{l-1}(\mathcal{L}(X)) - \pi_{l-1}(M^{+*} X M^+) + \pi_{l-1}(X) \pi_{l-1}(M^{+*} M^+)] \Delta t(l) \\ + [\pi_{l-1}(\mathcal{T}(X)) - \pi_{l-1}(X) \pi_{l-1}(\mathcal{T}(I))] \Delta Y(l). \end{aligned}$$

Next, we claim that

$$\begin{aligned} [I + \pi_{l-1}(\mathcal{T}(I)) (\Delta Y(l) - \sin^2 \lambda)]^{-1} \\ = [I + \cos^2 \lambda \pi_{l-1}(\mathcal{T}(I))]^{-1} \Delta Y(l) + [I - \sin^2 \lambda \pi_{l-1}(\mathcal{T}(I))]^{-1} (I - \Delta Y(l)). \end{aligned}$$

The easiest way to see this is to consider $\pi_{l-1}(\mathcal{T}(I))$ and $\Delta Y(l)$ to be classical random variables through the spectral theorem; as $(\Delta Y(l))^2 = \Delta Y(l)$ we conclude that $\Delta Y(l)$ is a $\{0, 1\}$ -valued random variable, and the statement follows directly. Using the explicit expression for $\mathcal{T}(X)$, we find that

$$[I - \sin^2 \lambda \pi_{l-1}(\mathcal{T}(I))]^{-1} = \frac{\cos^2 \lambda}{I - \lambda^2 \pi_{l-1}(M^{+*} M^+)},$$

and that

$$[I + \cos^2 \lambda \pi_{l-1}(\mathcal{T}(I))]^{-1} = \frac{\sin^2 \lambda}{\lambda^2 \pi_{l-1}(M^{+*} M^+)}.$$

Using these expressions, the remainder of the calculation is a straightforward exercise and indeed we obtain the expression for $\Delta\pi_l(X)$ as in section 5.3.

7. Feedback control theory. Everything we have done up to this point has been devoid of human intervention. An atom sits in free space, emits radiation at its leisure, and all we have allowed ourselves to do is to observe the output radiation and to interpret it statistically (filtering). In this section we will allow ourselves to manipulate the atom in real time; this provides an opportunity for feedback control, which we will approach using optimal control theory (but we will also show in a specific example that much simpler control designs can be very effective).

The approach we are about to take is a discretized version of the framework developed in [15]. Early work on quantum feedback control appears in [7, 8], and a large number of applications have been discussed (albeit not in a mathematically rigorous way) in the physics literature, see e.g. [26] and the references therein.

7.1. Deterministic (open loop) controls. Before we can discuss feedback, we have to describe how an experimenter can influence the atomic dynamics. This will allow us to apply open loop controls, that is, we can apply a deterministic function to the control inputs of the system. Though this is not our ultimate goal, it is a necessary first step; in the following section we will show how to replace this deterministic input by some function of the observation history (feedback).

To add a control input to our model, recall from section 2.5 that the time evolution of an observable X is given by $j_l(X) = U(l)^* X U(l)$, with repeated interaction unitary

$$U(l) = \overrightarrow{\prod}_{i=1}^l M(i) = M(1)M(2) \cdots M(l), \quad U(0) = I.$$

The interaction in every time slice was given by

$$M(l) = e^{-i\{j_{l-1}(L_1)\Delta\Lambda(l) + j_{l-1}(L_2)\Delta A^*(l) + j_{l-1}(L_2^*)\Delta A(l) + j_{l-1}(L_3)\Delta t(l)\}},$$

where $L_1, L_2, L_3 \in \mathcal{B}_0$ are atomic operators. To add a control input, we simply allow ourselves a choice of different $M(l)$'s in every time step. To be precise, let us introduce a *control set* \mathcal{U} (i.e. these are the values the control can take), and for each $u \in \mathcal{U}$ we define a set of atomic operators $L_1(u), L_2(u), L_3(u) \in \mathcal{B}_0$. An *open loop control strategy* is a map $\mathbf{u} : \{1, \dots, k\} \rightarrow \mathcal{U}$ (we will write $\mathbf{u}(i) = u_i$), and the corresponding time evolution $j_l^{\mathbf{u}}(X) = U(l, \mathbf{u})^* X U(l, \mathbf{u})$ is defined by

$$U(l, \mathbf{u}) = \overrightarrow{\prod}_{i=1}^l M^{\mathbf{u}}(i, u_i) = M^{\mathbf{u}}(1, u_1) M^{\mathbf{u}}(2, u_2) \cdots M^{\mathbf{u}}(l, u_l), \quad U(0, \mathbf{u}) = I,$$

where the single time slice interaction unitary is given by

$$M^{\mathbf{u}}(l, u) = e^{-i\{j_{l-1}^{\mathbf{u}}(L_1(u))\Delta\Lambda(l) + j_{l-1}^{\mathbf{u}}(L_2(u))\Delta A^*(l) + j_{l-1}^{\mathbf{u}}(L_2(u)^*)\Delta A(l) + j_{l-1}^{\mathbf{u}}(L_3(u))\Delta t(l)\}}.$$

Note that $M^{\mathbf{u}}(l, u)$, for fixed u , depends only on \mathbf{u} through u_1, \dots, u_{l-1} , and similarly $U(l, \mathbf{u})$ depends only on u_1, \dots, u_l . We write $U(l, \mathbf{u})$ rather than $U(l, u_1, \dots, u_l)$ purely for notational convenience; the latter would technically be more appropriate!

As before, it is convenient to run the definition backwards in time, i.e.

$$U(l, \mathbf{u}) = \overleftarrow{\prod}_{i=1}^l M_i(u_i) = M_l(u_l) M_{l-1}(u_{l-1}) \cdots M_1(u_1), \quad U(0, \mathbf{u}) = I,$$

where $M_l(u)$ is given by

$$M_l(u) = e^{-i\{L_1(u)\Delta\Lambda(l) + L_2(u)\Delta A^*(l) + L_2(u)^*\Delta A(l) + L_3(u)\Delta t(l)\}}.$$

The corresponding difference equation is written as

$$\begin{aligned} \Delta U(l, \mathbf{u}) = \{ & M^{\pm}(u_l) \Delta\Lambda(l) + M^+(u_l) \Delta A^*(l) \\ & + M^-(u_l) \Delta A(l) + M^{\circ}(u_l) \Delta t(l) \} U(l-1, \mathbf{u}), \quad U(0, \mathbf{u}) = I. \end{aligned}$$

One could imagine the different controls $u \in \mathcal{U}$ to correspond to different values of a magnetic field which is applied to the atom and can be changed by the experimenter in each time step. Another common control input is obtained using a laser whose amplitude can be controlled by the experimenter. We will discuss a specific example in the context of the discrete model after we have introduced feedback.

The question of controller design could already be posed at this deterministic level. Though this rules out feedback control (as the observations are a random process), open loop controls for quantum systems have already generated important applications. For example, optimal control theory has allowed the design of time-optimal pulse sequences for nuclear magnetic resonance (NMR) spectroscopy that significantly outperform the state-of-the-art for that technology [51].

Open loop control design is beyond the scope of this article, so we will not go into detail. Let us take a moment, however, to make a connection with this literature. Let $X \in \mathcal{B}_0$ be some atomic operator; then using the quantum Itô rules, we easily establish as in section 4.2 that the expectation of the controlled time evolution $j_l^{\mathbf{u}}(X)$ in the case of *deterministic* \mathbf{u} satisfies

$$\frac{\Delta \mathbb{P}(j_l^{\mathbf{u}}(X))}{\Delta t} = \mathbb{P}(j_{l-1}^{\mathbf{u}}(\mathcal{L}(X, u_l))), \quad (7.1)$$

where the controlled Lindblad generator is given by

$$\mathcal{L}(X, u) = M^+(u)^* X M^+(u) + \lambda^2 M^\circ(u)^* X M^\circ(u) + M^\circ(u)^* X + X M^\circ(u).$$

As $\mathbb{P}(j_l^{\mathbf{u}}(X))$ is linear in X , we can introduce a (deterministic) 2×2 matrix $\tau_l^{\mathbf{u}}$ such that $\mathbb{P}(j_l^{\mathbf{u}}(X)) = \text{Tr}[\tau_l^{\mathbf{u}} X]$; then Eq. (7.1) can be written as a deterministic recursion for $\tau_l^{\mathbf{u}}$, known as the (controlled, discrete) *master equation*:

$$\frac{\Delta \tau_l^{\mathbf{u}}}{\Delta t} = M^+(u_l) \tau_{l-1}^{\mathbf{u}} M^+(u_l)^* + \lambda^2 M^\circ(u_l) \tau_{l-1}^{\mathbf{u}} M^\circ(u_l)^* + M^\circ(u_l) \tau_{l-1}^{\mathbf{u}} + \tau_{l-1}^{\mathbf{u}} M^\circ(u_l)^*.$$

The control goal in such a scenario is generally formulated as the desire to choose \mathbf{u} so that the expectation of a certain atomic observable, or a nonlinear function of such expectations, is maximized. But these expectations can be obtained in closed form by solving the master equation, so that the control problem reduces to a *deterministic* optimal control problem for the master equation. This is precisely the sort of problem that is solved in [51] (in a continuous time context).

7.2. Feedback controls. We now turn to the question: can we make the control in time step l a function of the observation history prior to time l ? This is likely to be advantageous: the more information we have, the better we can control! Mathematically, however, it is not entirely clear how to modify the description in the previous section to allow for feedback in the repeated interaction model; there are in fact some subtleties. It is the goal of this section to clear up this point. For notational simplicity we assume from this point onwards that $\mathcal{U} \subset \mathbb{R}$, i.e. that our control input is scalar (this is not essential; everything we will do is trivially generalized to the vector case).

Let us begin with a very simple but important observation. Throughout this article we have repeatedly used the spectral theorem to obtain a *-isomorphism between a commutative algebra \mathcal{C} and a space of classical random variables $\ell^\infty(\Sigma)$. Now let \mathcal{A} be a non-commutative algebra; then we can not directly apply the spectral theorem to $\mathcal{A} \otimes \mathcal{C}$. However, we can apply the spectral theorem to \mathcal{C} , giving $\mathcal{A} \otimes \mathcal{C} \simeq \mathcal{A} \otimes \ell^\infty(\Sigma) \simeq \ell^\infty(\Sigma; \mathcal{A})$ —i.e., the algebra $\mathcal{A} \otimes \mathcal{C}$ is *-isomorphic to an algebra of \mathcal{A} -valued random variables. Hence the spectral theorem extends in some sense to a class of noncommutative algebras. This is a statement of the following Lemma.

LEMMA 7.1. *Let $(\mathcal{A} \otimes \mathcal{C}, \mathbb{P})$ be a quantum probability space with commutative \mathcal{C} . Let $(\Omega, \Sigma, \mathbf{P})$ and ι be the probability space and *-isomorphism obtained by applying the spectral theorem to $(\mathcal{C}, \mathbb{P}|_{\mathcal{C}})$. Then ι extends to a *-isomorphism between $\mathcal{A} \otimes \mathcal{C}$ and $\ell^\infty(\Sigma; \mathcal{A})$, the space of Σ -measurable \mathcal{A} -valued random variables, s.t. $\iota(A \otimes I) = A$.*

Proof. For any $A \in \mathcal{A}$, $C \in \mathcal{C}$, define $\iota(A \otimes C)(\omega) = \iota(C)(\omega) A \forall \omega \in \Omega$, and extend by linearity to all of $\mathcal{A} \otimes \mathcal{C}$. It is easily verified that this is a *-isomorphism.

Alternatively, we can assume without loss of generality that \mathcal{A} and \mathcal{C} are algebras of $m \times m$ and $n \times n$ matrices, respectively. The usual representation of the matrix tensor product allows us to write any element of $\mathcal{A} \otimes \mathcal{C}$ as an $m \times m$ matrix with \mathcal{C} -valued matrix elements. Applying ι separately to each of the matrix elements, we obtain the linear map that satisfies $\iota(A \otimes C) = \iota(C) A$ as above. \square

Suppose that we are given an \mathcal{A} -valued function $X : S \rightarrow \mathcal{A}$ with $S \subset \mathbb{R}$, and an observable $Y \in \mathcal{C}$ such that $\iota(C)$ a.s. takes values in S . Then $X(\iota(Y))$ is an \mathcal{A} -valued random variable, and Lemma 7.1 allows us to define the composition $X(Y) = \iota^{-1}(X(\iota(Y)))$. This is precisely the right notion: elements of $\mathcal{A} \otimes \mathcal{C}$ are \mathcal{A} -valued random variables, and can be composed as such.

The subtlety in the following occurs for the following reason. Consider again $\mathcal{A} \otimes \mathcal{C}$, the \mathcal{A} -valued function $X : S \rightarrow \mathcal{A}$ and the observable $Y \in \mathcal{C}$ that takes values

in S . We now introduce the unitary U . The composition $X(Y)$ is well defined as above, and we could subsequently rotate it to $U^*X(Y)U$ if we so desire. However, if we define $\tilde{X}(s) = U^*X(s)U$ for every $s \in S$, then it is not true in general that $U^*X(Y)U = \tilde{X}(Y)$; rather, $U^*X(Y)U = \tilde{X}(U^*YU)$. Similarly, we have to be careful in the reverse direction: if we wish to compose $\tilde{X}(s)$ with some observable Z , then $\tilde{X}(Z) = U^*X(UZU^*)U$, provided either side makes sense.

This might seem rather obvious, and it is not in fact a very deep point. Nonetheless it is tempting to try to compose observables incorrectly. Recall that in the case of deterministic controls \mathbf{u} , the single time slice interaction was given by

$$M^{\mathbf{u}}(l, u) = e^{-i\{j_{l-1}^{\mathbf{u}}(L_1(u))\Delta\Lambda(l) + j_{l-1}^{\mathbf{u}}(L_2(u))\Delta A^*(l) + j_{l-1}^{\mathbf{u}}(L_2(u)^*)\Delta A(l) + j_{l-1}^{\mathbf{u}}(L_3(u))\Delta t(l)\}}.$$

Returning to the question of feedback control, we would like to replace u by some \mathcal{U} -valued function of the observations $u_l = f(\Delta Y^{\mathbf{u}}(1), \dots, \Delta Y^{\mathbf{u}}(l-1))$ (the fact that the control is predictable, i.e. it is not a function of $\Delta Y^{\mathbf{u}}(l)$, ensures that we can only use the past to influence the present). It is tempting to simply substitute u_l for u in the expression above. But we have seen that $j_{l-1}^{\mathbf{u}}(L_i(u_l)) = U(l-1, \mathbf{u})^* L_i(u_l) U(l-1, \mathbf{u}) \neq j_{l-1}^{\mathbf{u}}(L_i(u))|_{u=u_l}$; in fact, the left hand side is meaningless as u_l does not even commute with $L_i(\cdot)$ —let alone do we have $\mathcal{A} \otimes \mathcal{C}$ with $L_i(\cdot) = A(\cdot) \otimes I$ and $u_l = I \otimes C$!

On the other hand, $j_{l-1}^{\mathbf{u}}(L_i(u))|_{u=u_l}$ is well defined and is equal to

$$j_{l-1}^{\mathbf{u}}(L_i(u))|_{u=u_l} = j_{l-1}^{\mathbf{u}}(L_i(f(\Delta Z^{\mathbf{u}}(1), \dots, \Delta Z^{\mathbf{u}}(l-1))))$$

(recall the notation $Z = \Lambda$ or $A + A^*$ depending on the detection setup, and that $\mathcal{C}_l = \text{alg}\{\Delta Z(i) : i = 1, \dots, l\}$). Note that $L_i(\cdot) \in \mathcal{M}$ and $\Delta Z^{\mathbf{u}}(i) \in \mathcal{C}_{l-1}$, so that the composition is well defined. Similarly, the controlled difference equation

$$\begin{aligned} \Delta U(l, \mathbf{u}) = \{ & M^{\pm}(\tilde{u}_l) \Delta\Lambda(l) + M^+(\tilde{u}_l) \Delta A^*(l) \\ & + M^-(\tilde{u}_l) \Delta A(l) + M^{\circ}(\tilde{u}_l) \Delta t(l) \} U(l-1, \mathbf{u}), \quad U(0, \mathbf{u}) = I. \end{aligned}$$

makes sense in the case of feedback control, but we have to choose $\tilde{u}_l \in \mathcal{C}_{l-1}$ rather than in $\mathcal{Y}_{l-1}^{\mathbf{u}}$. This ensures that the time evolution itself, i.e. $j_l^{\mathbf{u}}(\cdot)$, is a function of the observation-based feedback $u_l = U(l, \mathbf{u})^* \tilde{u}_l U(l, \mathbf{u})$ —precisely as it should be.

The notion of a controlled quantum flow [15] summarizes these ideas in a general context. The following definition is a discrete version of this concept and defines a generic repeated interaction model with feedback.

DEFINITION 7.2 (Controlled quantum flow). Consider (Z, L_1, L_2, L_3) where:

1. The output noise Z is a quantum process $Z(i) \in \mathcal{W}_k$, $i = 1, \dots, k$ such that $Z(i)$ is self-adjoint for every i and such that $\mathcal{C}_l = \text{alg}\{Z(i) : i = 1, \dots, l\} \subset \mathcal{B}_l$ and is commutative.
2. The interaction U is a quantum process $U(i) \in \mathcal{B}_l$, $i = 1, \dots, k$ of the form

$$U(l) = \overleftarrow{\prod}_{i=1}^l M_i = M_l M_{l-1} \cdots M_1, \quad U(0) = I,$$

where M_l is a unitary of the form

$$M_l = e^{-i\{L_{1,l}\Delta\Lambda(l) + L_{2,l}\Delta A^*(l) + L_{2,l}^*\Delta A(l) + L_{3,l}\Delta t(l)\}}, \quad L_{i,l} \in \mathcal{M} \otimes \mathcal{C}_{l-1},$$

and $L_{1,l}, L_{3,l}$ are self-adjoint for every l .

The controlled quantum flow defined by (Z, L_1, L_2, L_3) is then given by

$$j_l(B) = U(l)^* B U(l), \quad l = 0, \dots, k, \quad B \in \mathcal{M} \otimes \mathcal{W}_k,$$

and the observation process defined by (Z, L_1, L_2, L_3) is given by

$$\Delta Y(l) = U(l)^* \Delta Z(l) U(l), \quad l = 1, \dots, k.$$

REMARK 7.3. In the following we will work with the homodyne detection case $Z = A + A^*$; the theory for the photodetection case $Z = \Lambda$ proceeds along the same lines. The notion of a controlled quantum flow is much more general, however, and even allows for feedback to the detection apparatus. For example, recall that a homodyne detection setup can measure any of the processes $e^{i\varphi} A + e^{-i\varphi} A^*$. We could now make φ a function of the past observations (i.e. $\varphi(l) = f_l(Z(1), \dots, Z(l-1))$), thus feeding back to the homodyne detector; this fits within the framework of the controlled quantum flow as it just requires us to use a “nonlinear” output noise Z . Feedback to the detector has proven useful for sensitive measurements of the phase of an optical pulse, see [72, 3]. We will not consider this further here, but everything we will discuss is easily adapted to this case as well.

A controlled quantum flow is determined by the processes (Z, L_1, L_2, L_3) ; this defines a repeated interaction model with a fixed feedback strategy. To be concrete, we will often label the corresponding objects by the controlled quantum flow which generates them: setting $\mu = (Z, L_1, L_2, L_3)$ we write $j_l^\mu(\cdot)$, $U^\mu(l)$, $Y^\mu(l)$, etc. (this replaces the notation \mathbf{u} , which is somewhat ambiguous in the feedback case in view of the discussion above). Note that as before, $Y^\mu(l)$, $U^\mu(l)$ etc. only depend on the processes (Z, L_1, L_2, L_3) up to and including time l .

In a realistic control scenario not every feedback strategy μ will be admissible. The feedback actuators which are physically available to us, together with any other constraints (such as an upper bound on the feedback power), determine the set \mathcal{C} of *admissible feedback control strategies*. In the following we will choose

$$\mathcal{C} = \{(Z_l = A_l + A_l^*, L_1(\tilde{u}_l), L_2(\tilde{u}_l), L_3(\tilde{u}_l))_{l=1, \dots, k} : \tilde{u}_l \in \mathcal{C}_{l-1}, \iota(\tilde{u}_l) \in \mathcal{U} \text{ a.s. } \forall l\}.$$

This ensures that the same feedback controls are admissible as in the open loop case discussed previously, and fixes the homodyne detection setup. We concentrate on this setup for illustrative purposes; the reader should work out the following sections for the feedback scenario of his choice!

7.3. The controlled quantum filter. Let us fix a feedback control strategy $\mu = (A + A^*, L_1, L_2, L_3)$. The difference equation describing the associated controlled quantum flow is written as

$$\Delta U^\mu(l) = \{M_l^\pm \Delta \Lambda(l) + M_l^+ \Delta A^*(l) + M_l^- \Delta A(l) + M_l^\circ \Delta t(l)\} U^\mu(l-1),$$

where $U^\mu(0) = I$, $M_l^i \in \mathcal{M} \otimes \mathcal{C}_{l-1}$, and the observations are given by $\Delta Y^\mu(l) = U^\mu(l)^* (\Delta A(l) + \Delta A^*(l)) U^\mu(l)$. Does filtering still work even in the presence of control? Indeed it does, and little changes in the proofs. In this section we will obtain filtering equations with control using the reference probability method.

We wish to find an expression for $\pi_l^\mu(X) = \mathbb{P}(j_l^\mu(X) | \mathcal{Y}_l^\mu)$. For this to make sense we have to make sure that self-nondemolition and nondemolition still hold. If they

do not then we did something wrong (recall that these properties are essential for a meaningful interpretation of the theory); but let us take a moment to verify this.

LEMMA 7.4. *The observation algebra \mathcal{Y}_l^μ is commutative (self-nondemolition) and $j_l^\mu(X) \in (\mathcal{Y}_l^\mu)'$ (nondemolition) for every $l = 1, \dots, k$ and $X \in \mathcal{M} \otimes \mathcal{C}_l$.*

Proof. The unitary M_l in Definition 7.2, by construction, commutes with every element of \mathcal{C}_{l-1} . Hence $U^\mu(l)^* \Delta Z(i) U^\mu(l) = \Delta Y^\mu(i)$ for every $i \leq l-1$, and we find

$$[\Delta Y^\mu(i), \Delta Y^\mu(l)] = U^\mu(l)^* [\Delta Z(i), \Delta Z(l)] U^\mu(l) = 0.$$

This establishes self-nondemolition. Nondemolition is established identically. \square

To apply the reference probability method, we need a suitable change of state. The proof of the following Lemma is omitted as it is identical to that of Lemma 6.2.

LEMMA 7.5. *Let V^μ be the solution of the following difference equation:*

$$\Delta V^\mu(l) = \{M_l^+ (\Delta A(l) + \Delta A^*(l)) + M_l^\circ \Delta t(l)\} V^\mu(l-1), \quad V^\mu(0) = I.$$

Then $V^\mu(l) \in \mathcal{C}_l'$ and $\mathbb{P}(V^\mu(l)^ X V^\mu(l)) = \mathbb{P}(U^\mu(l)^* X U^\mu(l))$ for any $X \in \mathcal{M} \otimes \mathcal{W}_k$.*

From Lemma 3.4, we immediately obtain the Kallianpur-Striebel formula,

$$\pi_l^\mu(X) = \frac{\sigma_l^\mu(X)}{\sigma_l^\mu(I)} \quad \forall X \in \mathcal{M} \otimes \mathcal{C}_l, \quad \sigma_l^\mu(X) = U^\mu(l)^* \mathbb{P}(V^\mu(l)^* X V^\mu(l) | \mathcal{C}_l) U^\mu(l),$$

and following the proof of Theorem 6.4 gives the unnormalized controlled filtering equation for homodyne detection

$$\Delta \sigma_l^\mu(X) = \sigma_{l-1}^\mu(\mathcal{L}_l^\mu(X)) \Delta t(l) + \sigma_{l-1}^\mu(\mathcal{J}_l^\mu(X)) \Delta Y^\mu(l), \quad \sigma_0^\mu(X) = \rho(X).$$

Here we have used the controlled Lindblad generator

$$\mathcal{L}_l^\mu(X) = M_l^{+*} X M_l^+ + \lambda^2 M_l^{\circ*} X M_l^\circ + M_l^{\circ*} X + X M_l^\circ,$$

and we have written

$$\mathcal{J}_l^\mu(X) = X M_l^+ + M_l^{+*} X + \lambda^2 M_l^{\circ*} X M_l^+ + \lambda^2 M_l^{+*} X M_l^\circ.$$

As in section 6.2, we can also normalize this equation; this gives rise to the nonlinear controlled filtering equation for homodyne detection:

$$\begin{aligned} \Delta \pi_l^\mu(X) &= \pi_{l-1}^\mu(\mathcal{L}_l^\mu(X)) \Delta t(l) + \\ &\frac{\pi_{l-1}^\mu(\mathcal{J}_l^\mu(X)) - \pi_{l-1}^\mu(X + \lambda^2 \mathcal{L}_l^\mu(X)) \pi_{l-1}^\mu(\mathcal{J}_l^\mu(I))}{I - \lambda^2 \pi_{l-1}^\mu(\mathcal{J}_l^\mu(I))^2} (\Delta Y^\mu(l) - \pi_{l-1}^\mu(\mathcal{J}_l^\mu(I)) \Delta t(l)). \end{aligned}$$

Finally, we claim that even in the controlled case $\Delta Y^\mu(l) - \pi_{l-1}^\mu(\mathcal{J}_l^\mu(I)) \Delta t(l)$ is a martingale. To show this, it suffices to demonstrate that $\pi_{l-1}^\mu(\mathcal{J}_l^\mu(I)) \Delta t(l)$ is the predictable part in the Doob decomposition of $\Delta Y^\mu(l)$: but this follows exactly as in the proof of the uncontrolled counterpart of this result, Lemma 5.7.

How to use the controlled filtering equations. Let us assume that μ is admissible $\mu \in \mathcal{C}$, i.e. $M_l^i = M^i(\tilde{u}_l)$ for some \mathcal{C} -predictable process $\tilde{u}_l \in \mathcal{C}_{l-1}$. The following Lemma significantly simplifies the application of the controlled filters.

LEMMA 7.6. *Given $X : \mathcal{U} \rightarrow \mathcal{M}$ and $\tilde{Y} \in \mathcal{C}_l$ such that $\iota(\tilde{Y})$ takes values in \mathcal{U} ,*

$$\pi_l^\mu(X(\tilde{Y})) = \pi_l^\mu(X(u))|_{u=Y}, \quad Y = U^\mu(l)^* \tilde{Y} U^\mu(l) \in \mathcal{Y}_l^\mu.$$

Proof. Any $X \in \mathcal{M}$ can be written as a linear combination of $\sigma_+\sigma_-$, σ_+ , σ_- and I . Hence we can write for any \mathcal{U}

$$X(u) = f_{\pm}(u) \sigma_+\sigma_- + f_+(u) \sigma_+ + f_-(u) \sigma_- + f_o(u) I,$$

where $f_i(u)$ are scalar functions $\mathcal{U} \rightarrow \mathbb{C}$. This is essentially an expression for $X(u)$ in terms of its matrix elements. But note that e.g.

$$U^\mu(l)^* f_{\pm}(\tilde{Y}) \sigma_+\sigma_- U^\mu(l) = U^\mu(l)^* \sigma_+\sigma_- U^\mu(l) f_{\pm}(Y),$$

and similarly for the remaining terms. Using the fact that $f_{\pm}(Y) \in \mathcal{Y}_l^\mu$ to pull it outside the conditional expectation, we calculate

$$\pi_l^\mu(f_{\pm}(\tilde{Y}) \sigma_+\sigma_-) = \pi_l^\mu(\sigma_+\sigma_-) f_{\pm}(Y) = \pi_l^\mu(\sigma_+\sigma_- f_{\pm}(u))|_{u=Y},$$

and similarly for the remaining terms. Hence the result follows using linearity of the conditional expectation. \square

Recall that as $\pi_l^\mu(X)$ is linear in X , we can find a random 2×2 matrix ρ_l^μ such that $\iota(\pi_l^\mu(X)) = \text{Tr}[\rho_l^\mu X]$ for every $X \in \mathcal{M}$. Unlike in the uncontrolled case, one could think that we would not be able to obtain a closed form recursion for ρ_l^μ : after all, even for $X \in \mathcal{M}$ the recursion for $\pi_l^\mu(X)$ contains terms such as $\pi_{l-1}^\mu(XM^+(\tilde{u}_l))$ where $XM^+(\tilde{u}_l) \notin \mathcal{M}$. We are saved by Lemma 7.6, which says that we only need to calculate $\pi_{l-1}^\mu(XM^+(u))$ for deterministic $u \in \mathcal{U}$, as $XM^+(u) \in \mathcal{M}$. As in section 5.4, we find for any admissible control $\mu \in \mathcal{C}$ the recursion

$$\Delta \rho_l^\mu = \overline{\mathcal{L}}(\rho_{l-1}^\mu, u_l^\mu) \lambda^2 + \frac{\overline{\mathcal{J}}(\rho_{l-1}^\mu, u_l^\mu) - \text{Tr}[\overline{\mathcal{J}}(\rho_{l-1}^\mu, u_l^\mu)] (\rho_{l-1}^\mu + \lambda^2 \overline{\mathcal{L}}(\rho_{l-1}^\mu, u_l^\mu))}{1 - \lambda^2 \text{Tr}[\overline{\mathcal{J}}(\rho_{l-1}^\mu, u_l^\mu)]^2} \times (\Delta y_l^\mu - \text{Tr}[\overline{\mathcal{J}}(\rho_{l-1}^\mu, u_l^\mu)] \lambda^2), \quad (7.2)$$

where we have written $y_l^\mu = \iota(Y^\mu(l))$, $u_l^\mu = \iota(U^\mu(l)^* \tilde{u}_l U^\mu(l))$, and

$$\begin{aligned} \overline{\mathcal{L}}(\rho, u) &= M^+(u) \rho M^+(u)^* + \lambda^2 M^\circ(u) \rho M^\circ(u)^* + M^\circ(u) \rho + \rho M^\circ(u)^*, \\ \overline{\mathcal{J}}(\rho, u) &= M^+(u) \rho + \rho M^+(u)^* + \lambda^2 M^+(u) \rho M^\circ(u)^* + \lambda^2 M^\circ(u) \rho M^+(u)^*. \end{aligned}$$

Note that u_l^μ is a function of y_i , $i = 1, \dots, l-1$: this is the actual feedback signal as a function of the observations! In fact, the controlled filter has a remarkably simple structure. We could have guessed its form simply by starting from the uncontrolled filter, and subsequently making the fixed matrices $M^{\pm, +, -, \circ}$ functions of the observation history—i.e. by adding feedback at the level of the filter, rather than in the original repeated interaction model. In the next section we will see that a very similar structure holds for the optimal control design. We can design a control by pretending that the filter is the equation we want to control, rather than the underlying repeated interaction model; this gives a feedback controller of the form $u_l = f(l, \rho_{l-1}^\mu)$. Subsequently we show that the control obtained in this way is indeed optimal.

Computationally (e.g. for digital implementation), it is sometimes more convenient to use the unnormalized form of the filter. As $\sigma_l^\mu(X)$ is linear in X , we can find a random 2×2 matrix χ_l^μ such that $\iota(\sigma_l^\mu(X)) = \text{Tr}[\chi_l^\mu X]$ for every $X \in \mathcal{M}$. The result of Lemma 7.6 is easily shown to hold also for $\sigma_l^\mu(\cdot)$, and we obtain

$$\Delta \chi_l^\mu = \overline{\mathcal{L}}(\chi_{l-1}^\mu, u_l^\mu) \lambda^2 + \overline{\mathcal{J}}(\chi_{l-1}^\mu, u_l^\mu) \Delta y_l^\mu.$$

The conditional density matrix ρ_l^μ can then be calculated as $\rho_l^\mu = \chi_l^\mu / \text{Tr}[\chi_l^\mu]$.

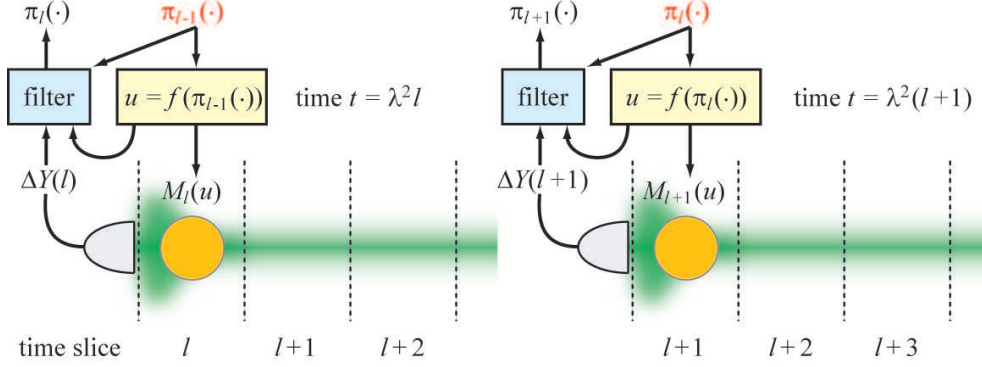


FIG. 7.1. Cartoon of the separation structure of the optimal controller. The only quantity stored by the controller at the beginning of time step l is the filter state in the previous time step $\pi_{l-1}(\cdot)$. The control u_l is calculated using a deterministic function f and is fed back to the atom through an actuator. Simultaneously, time slice l of the field interacts with the atom. We subsequently detect the field, which gives rise to the observation $\Delta Y(l)$. The filter uses $\Delta Y(l)$ and u_l to update the filter state to $\pi_l(\cdot)$. The procedure then repeats in time step $l+1$ with $\pi_l(\cdot)$ as basis for the control.

7.4. Optimal control and dynamic programming. Now that we have described repeated interactions with feedback and have obtained filtering equations in this context, the remaining question is: how do we choose the feedback process u_l , as a function of the observations y_1, \dots, y_{l-1} , to achieve some control goal we have in mind? In this section we will approach this problem using optimal control theory, where the control goal is expressed as the desire to minimize a certain cost function. Bellman's well-known dynamic programming method allows us to calculate explicitly a candidate feedback strategy; optimality, i.e. the fact that the candidate strategy indeed minimizes the cost, can then be verified separately. For an introduction to optimal stochastic control in discrete time we refer to e.g. [54].

The controls u_l obtained through dynamic programming depend on the observations only through the solution of the filtering equation in the previous time step ρ_{l-1}^μ ; i.e. $u_l = f(l, \rho_{l-1}^\mu)$. It is a remarkable fact that this control strategy is indeed optimal: the *separation theorem*, which we will prove, states precisely this. The reason for the name separation theorem is that the optimal control *separates* into a filtering step, which can be solved recursively as we have seen, and a control step which reduces to the simple evaluation of some deterministic function of the filter. That this should be the case is not at all obvious: we have a priori allowed an arbitrary feedback strategy of the form $u_l = f(l, y_1, \dots, y_{l-1})$, so that the reduction to the form $u_l = f(l, \rho_{l-1}^\mu)$ constitutes a significant simplification. The structure of the separated controller is further illustrated in Figure 7.1. The ubiquity of this separation structure highlights the fundamental importance of filtering in (quantum) stochastic control.

Let us begin with specifying the control goal. To every admissible control strategy $\mu \in \mathcal{C}$, we associate a *cost* $J[\mu] \in \mathbb{R}$ which is guaranteed to be bounded from below (often it is taken positive). This guarantees that the functional $J : \mathcal{C} \rightarrow \mathbb{R}$ has an infimum, but not necessarily that its infimum is attained within the class of admissible controls \mathcal{C} . If there exists $\mu^* \in \mathcal{C}$ such that $J[\mu^*] = \inf_{\mu \in \mathcal{C}} J[\mu]$, then μ^* is called an *optimal control*. Our job is to find conditions under which an optimal control exists (i.e. the infimum of the cost is attained), and to find a constructive way to calculate an optimal control strategy.

The cost functionals we will consider are of the following standard form:

$$J[\mu] = \sum_{l=0}^{k-1} \mathbb{P}(j_l^\mu(R_l)) \Delta t + \sum_{l=0}^{k-1} \mathbb{P}(k(u_{l+1}^\mu)) \Delta t + \mathbb{P}(j_k^\mu(T)). \quad (7.3)$$

Here $T \in \mathcal{M}$ and $R_l \in \mathcal{M}$, $l = 0, \dots, k-1$ are positive operators, $k : \mathcal{U} \rightarrow \mathbb{R}_+$ is a positive function, and $\Delta t = \lambda^2$ as usual. The first two terms constitute the *running cost*; this is the cost that is incurred during the run time of the system. The first term tries to minimize the expectation of the atomic observables $j_l^\mu(R_l)$, while the second term tries to minimize the feedback signal power. The last term, the *terminal cost*, is incurred at the end of the control period. It allows us to set an ultimate control goal, in the sense that at the end of the day we want the atomic observable $j_k^\mu(T)$ to be small. By scaling each of the terms independently we can modify the relative weight attributed to these (usually contradictory) control goals.

REMARK 7.7. A cost of the form (7.3) is by far the most common both in classical and quantum optimal control, and we will restrict ourselves to this case. This cost is versatile in that it allows the specification of a wide range of control goals, and is directly amenable to dynamic programming. On occasion other costs are used, most notably the exponential cost used in risk-sensitive control [44, 45].

A key insight is that we can also express the cost in terms of the filter. Recall the basic property $\mathbb{P}(\mathbb{P}(X|\mathcal{C})) = \mathbb{P}(X)$; hence $\mathbb{P}(\pi_l^\mu(X)) = \mathbb{P}(j_l^\mu(X))$, and we can write

$$J[\mu] = \sum_{l=0}^{k-1} \mathbb{P}(\pi_l^\mu(R_l)) \Delta t + \sum_{l=0}^{k-1} \mathbb{P}(k(u_{l+1}^\mu)) \Delta t + \mathbb{P}(\pi_k^\mu(T)),$$

or we can even make the cost entirely classical:

$$J[\mu] = \mathbf{E}^\mu \left(\sum_{l=0}^{k-1} \text{Tr}[\rho_l^\mu R_l] \Delta t + \sum_{l=0}^{k-1} k(u_{l+1}^\mu) \Delta t + \text{Tr}[\rho_k^\mu T] \right). \quad (7.4)$$

Here \mathbf{E}^μ is the \mathbf{P}^μ -expectation on the probability space $(\Omega^\mu, \Sigma^\mu, \mathbf{P}^\mu)$ obtained by applying the spectral theorem to \mathcal{Y}_k^μ . We retain the superscript μ to emphasize that the observations are control-dependent; $Y^\mu(l)$ and $Y^\nu(l)$ need not even commute!

The cost (7.4) is now a classical cost function for the classical recursion (7.2). Hence we can apply almost directly the ordinary dynamic programming methodology [54], where we consider Eq. (7.2) as the system to be controlled and Eq. (7.4) as the corresponding cost. We only need to be careful to use different probability spaces $\Omega^{\mu,\nu}$ for different control strategies, but this does not present significant complications.

DEFINITION 7.8. *The expected cost-to-go is defined as*

$$W_l[\mu] = \mathbf{E}^\mu \left(\sum_{i=l}^{k-1} \text{Tr}[\rho_i^\mu R_i] \Delta t + \sum_{i=l}^{k-1} k(u_{i+1}^\mu) \Delta t + \text{Tr}[\rho_k^\mu T] \middle| \sigma\{\rho_l^\mu\} \right).$$

As ρ_0^μ is the deterministic matrix s.t. $\rho(X) = \text{Tr}[\rho_0^\mu X]$, this implies $W_0[\mu] = J[\mu]$.

Note that the expected cost-to-go $W_l[\mu]$ is, by construction, a function $W_l[\mu](\rho_l^\mu)$ of ρ_l^μ (it is $\sigma\{\rho_l^\mu\}$ -measurable). $W_l[\mu](\rho)$ can be interpreted as the portion of the cost $J[\mu]$ incurred on the time interval $[l, k]$, given that the filter is started at $\rho_l^\mu = \rho$.

We now introduce the class of *separated admissible controls* $\mathcal{C}^0 \subset \mathcal{C}$, defined as

$$\mathcal{C}^0 = \{\mu \in \mathcal{C} : \exists f \text{ such that } u_l^\mu = f(l, \rho_{l-1}^\mu) \forall l\}.$$

That is, the admissible separated controls $\mu \in \mathcal{C}^0$ are those admissible controls whose feedback at time step l only depends on the observation history through the filter state in the previous time step. The dynamic programming method allows us to find a candidate optimal control $\mu \in \mathcal{C}^0$. We have to prove separately that the resulting μ is optimal, even in the class \mathcal{C} of all admissible controls. We will need the following:

LEMMA 7.9. *For separated $\mu \in \mathcal{C}^0$, the filter ρ_l^μ satisfies the Markov property.*

The proof is identical to that of Lemma 5.11, i.e., we use that

$$\mathbf{P}^\mu(\Delta y_j^\mu = \pm \lambda | \sigma\{\rho_0^\mu, \dots, \rho_{j-1}^\mu\}) = \frac{1}{2} \pm \frac{\lambda}{2} \text{Tr}[\overline{\mathcal{J}}(\rho_{j-1}^\mu, f(j, \rho_{j-1}^\mu))] \quad (7.5)$$

by the martingale property of the innovations, where $u_j^\mu = f(j, \rho_{j-1}^\mu)$ is the separated control. Note that the Markov property need not hold for non-separated controls: if the control is a function of the entire observation history, Eq. (7.5) will not hold! The Markov property is essential in the proof of the following Lemma.

LEMMA 7.10. *For any admissible separated control $\mu \in \mathcal{C}^0$, the expected cost-to-go satisfies the backwards in time recursion*

$$W_l[\mu] = \text{Tr}[\rho_l^\mu R_l] \Delta t + k(f(l+1, \rho_l^\mu)) \Delta t + \mathbf{E}^\mu(W_{l+1}[\mu] | \sigma\{\rho_l^\mu\}), \quad W_k[\mu] = \text{Tr}[\rho_k^\mu T],$$

where $f(l+1, \rho_l^\mu) = u_{l+1}^\mu$ is the separated form of the feedback strategy.

Proof. Given $u_{l+1}^\mu = f(l+1, \rho_l^\mu)$, it is evident that

$$\begin{aligned} W_l[\mu] &= \text{Tr}[\rho_l^\mu R_l] \Delta t + k(f(l+1, \rho_l^\mu)) \Delta t \\ &\quad + \mathbf{E}^\mu \left(\sum_{i=l+1}^{k-1} \text{Tr}[\rho_i^\mu R_i] \Delta t + \sum_{i=l+1}^{k-1} k(u_{i+1}^\mu) \Delta t + \text{Tr}[\rho_k^\mu T] \middle| \sigma\{\rho_l^\mu\} \right). \end{aligned}$$

It thus remains to show that the conditional expectation equals $\mathbf{E}^\mu(W_{l+1}[\mu] | \sigma\{\rho_l^\mu\})$. But by the Markov property of the filter

$$\begin{aligned} \mathbf{E}^\mu(\mathbf{E}^\mu(g(\rho_i^\mu) | \sigma\{\rho_{l+1}^\mu\}) | \sigma\{\rho_l^\mu\}) \\ = \mathbf{E}^\mu(\mathbf{E}^\mu(g(\rho_i^\mu) | \sigma\{\rho_0^\mu, \dots, \rho_{l+1}^\mu\}) | \sigma\{\rho_l^\mu\}) = \mathbf{E}^\mu(g(\rho_i^\mu) | \sigma\{\rho_l^\mu\}), \quad l < i \leq k. \end{aligned}$$

The statement of the Lemma follows directly. \square

Eq. (7.5) can be used to express the recursion of Lemma 7.10 in a more explicit form. Let us denote a single step of the filtering recursion by

$$\Gamma^\pm(\rho, u) = \rho + \overline{\mathcal{L}}(\rho, u) \lambda^2 + \frac{\overline{\mathcal{J}}(\rho, u) - \text{Tr}[\overline{\mathcal{J}}(\rho, u)] (\rho + \lambda^2 \overline{\mathcal{L}}(\rho, u))}{1 - \lambda^2 \text{Tr}[\overline{\mathcal{J}}(\rho, u)]^2} (\pm \lambda - \text{Tr}[\overline{\mathcal{J}}(\rho, u)] \lambda^2),$$

i.e. $\rho_l^\mu = \Gamma^{\text{sign}(\Delta y_l^\mu)}(\rho_{l-1}^\mu, u_l^\mu)$, and write

$$p^\pm(\rho, u) = \frac{1}{2} \pm \frac{\lambda}{2} \text{Tr}[\overline{\mathcal{J}}(\rho, u)]$$

so that $\mathbf{P}^\mu(\Delta y_j^\mu = \pm \lambda | \sigma\{\rho_{j-1}^\mu\}) = p^\pm(\rho_{j-1}^\mu, u_j^\mu)$ for any separated control strategy μ . Define also the pathwise expected cost-to-go

$$W_l[\mu, \rho] = \mathbf{E}^\mu \left(\sum_{i=l}^{k-1} \text{Tr}[\rho_i^\mu R_i] \Delta t + \sum_{i=l}^{k-1} k(u_{i+1}^\mu) \Delta t + \text{Tr}[\rho_k^\mu T] \middle| \rho_l^\mu = \rho \right),$$

so that $W_l[\mu] = W_l[\mu, \rho_l^\mu]$. Then we can write

$$\mathbf{E}^\mu(W_{l+1}[\mu] | \rho_l^\mu = \rho) = \sum_{i \in \{+, -\}} p^i(\rho, f(l+1, \rho)) W_{l+1}[\mu, \Gamma^i(\rho, f(l+1, \rho))]$$

for any separated strategy μ with corresponding feedback function f . Hence we obtain

$$\begin{aligned} W_l[\mu, \rho] &= \text{Tr}[\rho R_l] \Delta t + k(f(l+1, \rho)) \Delta t \\ &+ \sum_{i \in \{+, -\}} p^i(\rho, f(l+1, \rho)) W_{l+1}[\mu, \Gamma^i(\rho, f(l+1, \rho))], \quad W_k[\mu, \rho] = \text{Tr}[\rho T]. \end{aligned} \quad (7.6)$$

We are now ready to lay the foundation for dynamic programming: the *principle of optimality*. Essentially, the statement of this principle is that any optimal separated control μ^* should not only optimize the total cost $J[\cdot]$, but also the expected cost-to-go $W_l[\cdot]$ for every l . In other words, if we only turn on the controller at time l , the optimal control should still be optimal for the remainder of the control period.

PROPOSITION 7.11 (Principle of optimality). *Suppose that the separated strategy $\mu^* \in \mathcal{C}^0$ satisfies $J[\mu^*] = \inf_{\mu \in \mathcal{C}^0} J[\mu]$. Then for any l it must be the case that*

$$W_l[\mu^*, \rho] = \text{Tr}[\rho R_l] \Delta t + \inf_{u \in \mathcal{U}} \left\{ k(u) \Delta t + \sum_{i \in \{+, -\}} p^i(\rho, u) W_{l+1}[\mu^*, \Gamma^i(\rho, u)] \right\}$$

for any ρ that is reachable under the control policy μ^* at time l . Together with the terminal condition $W_k[\mu, \rho] = \text{Tr}[\rho T]$, this is called the Bellman equation.

REMARK 7.12. Note that $W_l[\mu]$ and $W_l[\nu]$ are random variables that are defined on different probability spaces, and hence cannot be compared directly. $W_l[\mu, \rho]$ and $W_l[\nu, \rho]$ are scalars, however, so the infimum in the Bellman equation makes sense.

REMARK 7.13. As we will see below, it is possible to construct a separated strategy that satisfies the Bellman equation. The principle of optimality does not guarantee, however, that this strategy is indeed optimal. We will take the control constructed in this way as a candidate for the optimal controller; we then have to prove separately that it is indeed optimal in the class of all admissible controls \mathcal{C} .

Proof. The key thing to note is that $W_l[\mu, \rho]$ depends only on the strategy μ through the control functions at the times $l+1, \dots, k$, i.e. $W_l[\mu, \rho]$ does not depend on $f(1, \rho), \dots, f(l, \rho)$. We will denote the control functions of the optimal separated strategy μ^* by $f^*(i, \rho)$. As μ^* is optimal, $J[\mu^*] = W_0[\mu^*, \rho_0]$ is minimized.

Suppose that the Bellman equation does not hold for $l = 0$. Then there is some $\tilde{u} \in \mathcal{U}$ such that the right hand side of the Bellman equation is smaller than $J[\mu^*]$. But then the modified control $\tilde{\mu} \in \mathcal{C}^0$ with $\tilde{f}(1, \rho_0) = \tilde{u}$ and $\tilde{f}(i, \rho) = f^*(i, \rho)$ for $i > 1$ would have a smaller cost $J[\tilde{\mu}] < J[\mu^*]$ by Eq. (7.6). This is a contradiction, so we can conclude that the Bellman equation must hold for $l = 0$.

Now suppose that there exists another separated control strategy $\mu \in \mathcal{C}^0$ such that $W_1[\mu^*, \Gamma^i(\rho_0, f^*(1, \rho_0))] \geq W_1[\mu, \Gamma^i(\rho_0, f^*(1, \rho_0))]$, with strict inequality for at least one of $i = +, -$. Then constructing the control $\tilde{\mu} \in \mathcal{C}^0$ with $\tilde{f}(i, \rho) = f(i, \rho)$ for $i > 1$ and $\tilde{f}(1, \rho) = f^*(1, \rho)$, Eq. (7.6) implies that $J[\tilde{\mu}] < J[\mu^*]$. But this is a contradiction, so we conclude that there exists no such μ . Hence $W_1[\mu^*, \rho]$ must be minimized $W_1[\mu^*, \rho] = \inf_{\mu \in \mathcal{C}^0} W_1[\mu, \rho]$ at least on the set of ρ that is reachable from ρ_0 under the optimal control in the first time step (other ρ are irrelevant as these are not used to calculate the controls; indeed, the quantity $W_1[\mu^*, \rho]$ is technically not

even defined on those points). Hence we can repeat the argument to establish the Bellman equation for $l = 1$, etc., and the result follows by induction. \square

We are now in a position to construct an explicit solution to the Bellman equation. We do this simply by following the recursion defined by the Bellman equation backwards from the terminal condition. Starting from $V_k[\rho] = \text{Tr}[\rho T]$, define

$$f(k, \rho) = \operatorname{argmin}_{u \in \mathcal{U}} \left\{ k(u) \Delta t + \sum_{i \in \{+, -\}} p^i(\rho, u) V_k[\Gamma^i(\rho, u)] \right\},$$

assuming that the minimum is attained. Now set

$$V_{k-1}[\rho] = \text{Tr}[\rho R_{k-1}] \Delta t + \min_{u \in \mathcal{U}} \left\{ k(u) \Delta t + \sum_{i \in \{+, -\}} p^i(\rho, u) V_k[\Gamma^i(\rho, u)] \right\},$$

and define

$$f(k-1, \rho) = \operatorname{argmin}_{u \in \mathcal{U}} \left\{ k(u) \Delta t + \sum_{i \in \{+, -\}} p^i(\rho, u) V_{k-1}[\Gamma^i(\rho, u)] \right\},$$

once again assuming the minimum exists. Continuing this recursion and supposing that the minima exist at every step, we obtain the set of feedback functions $f(l, \rho)$, $l = 1, \dots, k$, which define a separated admissible control $\mu \in \mathcal{C}^0$. By construction, the *value function* $V_l[\rho]$ is precisely the expected cost-to-go $W_l[\mu, \rho]$ for the strategy μ , and moreover $W_l[\mu, \rho]$ is explicitly constructed to satisfy the Bellman equation. This recursive procedure for the calculation of the separated strategy μ is what is called *dynamic programming*. Remarkably, the control strategy obtained through dynamic programming is in fact optimal, even in the class \mathcal{C} of all admissible controls.

THEOREM 7.14 (Separation theorem). *Suppose that $\mu^* \in \mathcal{C}^0$ is such that $W_l[\mu^*, \rho]$ satisfies the Bellman equation for every l, ρ . Then $J[\mu^*] = \inf_{\mu \in \mathcal{C}} J[\mu]$.*

Proof. Define $V_l[\rho] = W_l[\mu^*, \rho]$. Then $V_l[\rho_l^{\mu^*}] = W_l[\mu^*]$. However, the Bellman equation implies that for any $\mu \in \mathcal{C}$

$$\begin{aligned} V_l[\rho_l^\mu] &\leq \text{Tr}[\rho_l^\mu R_l] \Delta t + k(u_{l+1}^\mu) \Delta t + \sum_{i \in \{+, -\}} p^i(\rho_l^\mu, u_{l+1}^\mu) V_{l+1}[\Gamma^i(\rho_l^\mu, u_{l+1}^\mu)] \\ &= \text{Tr}[\rho_l^\mu R_l] \Delta t + k(u_{l+1}^\mu) \Delta t + \mathbf{E}^\mu(V_{l+1}[\rho_{l+1}^\mu] | \mathcal{Y}_l^\mu). \end{aligned}$$

By recursion, we obtain

$$V_l[\rho_l^\mu] \leq \mathbf{E}^\mu \left(\sum_{i=l}^{k-1} \text{Tr}[\rho_i^\mu R_i] \Delta t + \sum_{i=l}^{k-1} k(u_{i+1}^\mu) \Delta t + V_k[\rho_k^\mu] \middle| \mathcal{Y}_l^\mu \right).$$

But then setting $l = 0$, we have

$$J[\mu^*] = W_0[\mu^*] = V_0[\rho_0^{\mu^*}] = V_0[\rho_0^\mu] \leq J[\mu],$$

where we have used $\rho_0^{\mu^*} = \rho_0^\mu$ (as ρ_0 is determined uniquely as the density matrix of the initial state). As this holds for any $\mu \in \mathcal{C}$, the Theorem is proved. \square

REMARK 7.15. A question we have skimmed over is the existence of a solution to the Bellman equation; under which conditions are we guaranteed that the minima in the dynamic programming recursion are always attained? This can be a delicate issue. However, in the case that \mathcal{U} is a finite set, this is trivially the case. This particularly simple case is also the most straightforward to implement on a computer.

7.5. Example. We will give a numerical example of dynamic programming for a particularly simple system—a controlled version of the dispersive interaction model.

The controlled quantum flow. We consider again the dispersive interaction model of section 2.6, but now we add a control input. The controlled repeated interaction matrices are now given by

$$L_1(u) = 0, \quad L_2(u) = i\sigma_z, \quad L_3(u) = iu(\sigma_+ - \sigma_-).$$

Such an interaction can be realized in certain systems by applying a magnetic field of strength u to the atom, see e.g. Figure 1.1, in addition to the usual dispersive interaction with the electromagnetic field. In principle any $u \in \mathbb{R}$ is admissible, i.e. we should take $\mathcal{U} = \mathbb{R}$. As we will be evaluating the dynamic programming recursion numerically, however, it is more convenient to discretize the admissible controls, i.e. we choose $\mathcal{U} = \{-K\varepsilon, -(K-1)\varepsilon, \dots, K\varepsilon\} \subset \mathbb{R}$ where ε is the discretization step size and $2K+1$ is the total number of admissible controls.

Our first task is to evaluate the matrices $M^{\pm,+, -, \circ}(u)$ in the controlled difference equation. Let us calculate explicitly

$$M_l(u) = \exp(\sigma_z(\Delta A^*(l) - \Delta A(l)) + u(\sigma_+ - \sigma_-)\Delta t(l)).$$

Writing

$$B(u) = \sigma_z \otimes \lambda(\sigma_+ - \sigma_-) + u(\sigma_+ - \sigma_-) \otimes \lambda^2 I = \begin{pmatrix} 0 & \lambda^2 u & \lambda & 0 \\ -\lambda^2 u & 0 & 0 & -\lambda \\ -\lambda & 0 & 0 & \lambda^2 u \\ 0 & \lambda & -\lambda^2 u & 0 \end{pmatrix},$$

we calculate the matrix exponential

$$e^{B(u)} = \begin{pmatrix} \cos(\lambda w(u)) & u\lambda \frac{\sin(\lambda w(u))}{w(u)} & \frac{\sin(\lambda w(u))}{w(u)} & 0 \\ -u\lambda \frac{\sin(\lambda w(u))}{w(u)} & \cos(\lambda w(u)) & 0 & -\frac{\sin(\lambda w(u))}{w(u)} \\ -\frac{\sin(\lambda w(u))}{w(u)} & 0 & \cos(\lambda w(u)) & u\lambda \frac{\sin(\lambda w(u))}{w(u)} \\ 0 & \frac{\sin(\lambda w(u))}{w(u)} & -u\lambda \frac{\sin(\lambda w(u))}{w(u)} & \cos(\lambda w(u)) \end{pmatrix},$$

where we have written $w(u) = \sqrt{1 + \lambda^2 u^2}$. Hence we obtain

$$\begin{aligned} M_l(u) &= \frac{\sin(\lambda w(u))}{\lambda w(u)} \sigma_z (\Delta A^*(l) - \Delta A(l)) \\ &\quad + \left[\frac{\cos(\lambda w(u)) - 1}{\lambda^2} + \frac{\sin(\lambda w(u))}{\lambda w(u)} u(\sigma_+ - \sigma_-) \right] \Delta t(l) + I. \end{aligned}$$

We can now immediately read off the coefficients in the quantum stochastic difference equation for the controlled dispersive interaction model:

$$\begin{aligned} M^\pm(u) &= 0, & M^+(u) &= \frac{\sin(\lambda w(u))}{\lambda w(u)} \sigma_z, \\ M^-(u) &= -\frac{\sin(\lambda w(u))}{\lambda w(u)} \sigma_z, & M^\circ(u) &= \frac{\cos(\lambda w(u)) - 1}{\lambda^2} + \frac{\sin(\lambda w(u))}{\lambda w(u)} u(\sigma_+ - \sigma_-). \end{aligned}$$

An invariant set. The solution ρ_l^μ of the filtering recursion is always a density matrix. To see this, recall that $\pi_l^\mu(X) = \text{Tr}[\rho_l^\mu X]$ is a positive map with $\pi_l^\mu(I) = 1$, so that ρ_l^μ must be a positive matrix and have unit trace. The goal of dynamic programming is to calculate the feedback function $f(l, \rho)$ for any time step l and density matrix ρ . Unfortunately, even the space of 2×2 density matrices is rather large; discretization of this space, as one would need for computer implementation of the dynamic programming recursion, would require a tremendous number of discretization points. For this reason dynamic programming is computationally expensive, prohibitively so in moderate- to high-dimensional systems where optimal control theory often plays the role of a benchmark rather than a practical solution. In such cases, one is compelled to settle for control designs that are sub-optimal, i.e. they do not minimize a cost function. We will briefly explore one such approach in section 7.6.

The simple example treated in this section, however, has a feature which significantly simplifies the implementation of dynamic programming. As we will demonstrate shortly, there is an invariant set of density matrices which is parametrized by points on a circle: i.e., if we start the filter somewhere on this circle, it will always remain there. This reduces the dynamic programming algorithm to the calculation of the feedback function $f(l, \rho)$ on the circle. With a sufficiently accurate discretization of the circle, this problem can be solved numerically without too many complications.

To find the desired invariant set, note that

$$\begin{aligned}\mathcal{L}^\mu(\sigma_z, u) &= \frac{\sin(2\lambda w(u))}{\lambda w(u)} u (\sigma_+ + \sigma_-) - \frac{2u^2 \sin^2(\lambda w(u))}{w(u)^2} \sigma_z, \\ \mathcal{J}^\mu(\sigma_z, u) &= \frac{\sin(2\lambda w(u))}{\lambda w(u)} I, \\ \mathcal{L}^\mu(\sigma_+ + \sigma_-, u) &= -\frac{\sin(2\lambda w(u))}{\lambda w(u)} u \sigma_z - \frac{2 \sin^2(\lambda w(u))}{\lambda^2} (\sigma_+ + \sigma_-), \\ \mathcal{J}^\mu(\sigma_+ + \sigma_-, u) &= -\frac{2u \sin^2(\lambda w(u))}{w(u)^2} I, \\ \mathcal{J}^\mu(I, u) &= \frac{\sin(2\lambda w(u))}{\lambda w(u)} \sigma_z + \frac{2u \sin^2(\lambda w(u))}{w(u)^2} (\sigma_+ + \sigma_-).\end{aligned}\tag{7.7}$$

Hence evidently the recursion for $\pi_l^\mu(\sigma_z)$ and $\pi_l^\mu(\sigma_+ + \sigma_-)$ forms a closed set of equations. We claim furthermore that $\pi_l^\mu(\sigma_z)^2 + \pi_l^\mu(\sigma_+ + \sigma_-)^2 = I$ for all l , if this is true for $l = 0$. The algebra is a little easier if we consider the unnormalized version; using the discrete Itô rule, we calculate

$$\begin{aligned}\Delta(\sigma_l^\mu(X)^2) &= \\ &\{2\sigma_{l-1}^\mu(X) \sigma_{l-1}^\mu(\mathcal{L}^\mu(X, u_l^\mu)) + \lambda^2 \sigma_{l-1}^\mu(\mathcal{L}^\mu(X, u_l^\mu))^2 + \sigma_{l-1}^\mu(\mathcal{J}^\mu(X, u_l^\mu))^2\} \Delta t(l) \\ &\quad + 2\sigma_{l-1}^\mu(X + \lambda^2 \mathcal{L}^\mu(X, u_l^\mu)) \sigma_{l-1}^\mu(\mathcal{J}^\mu(X, u_l^\mu)) \Delta Y^\mu(l).\end{aligned}$$

A tedious but straightforward calculation shows that

$$\Delta[\sigma_l^\mu(\sigma_z)^2 + \sigma_l^\mu(\sigma_+ + \sigma_-)^2 - \sigma_l^\mu(I)^2] = \vartheta_{u,\lambda} [\sigma_{l-1}^\mu(\sigma_z)^2 + \sigma_{l-1}^\mu(\sigma_+ + \sigma_-)^2 - \sigma_{l-1}^\mu(I)^2] \Delta t(l)$$

where $\vartheta_{u,\lambda}$ is a complicated function of u and λ . Hence if $\pi_0^\mu(\sigma_z)^2 + \pi_0^\mu(\sigma_+ + \sigma_-)^2 = I$, it follows that $\pi_l^\mu(\sigma_z)^2 + \pi_l^\mu(\sigma_+ + \sigma_-)^2 = I$ for all l .

Now let $\tilde{\rho}$ be any density matrix. The remaining insight we need is that if we are given $x, z \in \mathbb{R}$ such that $\text{Tr}[\tilde{\rho}(\sigma_+ + \sigma_-)] = x$, $\text{Tr}[\tilde{\rho}\sigma_z] = z$, and $x^2 + z^2 = 1$, then this

uniquely determines $\tilde{\rho}$. To see this, let us write without loss of generality $x = \sin \theta$ and $z = \cos \theta$. Using the constraints $\text{Tr}[\tilde{\rho}(\sigma_+ + \sigma_-)] = \sin \theta$, $\text{Tr}[\tilde{\rho}\sigma_z] = \cos \theta$, $\text{Tr}\rho = 1$ and $\rho = \rho^*$, we easily find that

$$\tilde{\rho} = \begin{pmatrix} \frac{1}{2} + \frac{1}{2} \cos \theta & \frac{1}{2} \sin \theta + i\beta \\ \frac{1}{2} \sin \theta - i\beta & \frac{1}{2} - \frac{1}{2} \cos \theta \end{pmatrix} \quad \text{for some } \beta \in \mathbb{R}.$$

But we can explicitly calculate the eigenvalues of this matrix as $\frac{1}{2}(1 \pm (1 + 4\beta^2)^{1/2})$, so that the remaining requirement for the density matrix $\rho \geq 0$ implies that $\beta = 0$. Hence we conclude that the “circle” of density matrices

$$S^1 = \left\{ \begin{pmatrix} \frac{1}{2} + \frac{1}{2} \cos \theta & \frac{1}{2} \sin \theta \\ \frac{1}{2} \sin \theta & \frac{1}{2} - \frac{1}{2} \cos \theta \end{pmatrix} : \theta \in [0, 2\pi) \right\},$$

parametrized by the angle θ , is invariant under the filtering equation for our controlled quantum flow in the sense that $\rho_l^\mu \in S^1$ for all l if $\rho_0 \in S^1$. We can thus restrict the dynamic programming recursion to this set, which yields a feedback control law on the circle of the form $f(l, \theta)$.

Dynamic programming. We are now in a position to solve the dynamic programming algorithm numerically. To this end, we have discretized the circle into a set of 10^5 equidistant points, and we have discretized the control set \mathcal{U} into 400 equidistant points in the interval $[-10, 10]$. As in the previous simulations, we have chosen $\lambda^{-2} = 300$ and a terminal time of 3 (i.e. $k = 900$).

As a first control goal, suppose we would like to maximize the expected energy, i.e. we would like to drive $\text{Tr}[\rho_l^\mu \sigma_z]$ to $+1$. To this end, we introduce the cost

$$J[\mu] = C \sum_{l=0}^{k-1} \mathbb{P}((u_{l+1}^\mu)^2) \Delta t + D \sum_{l=0}^{k-1} \mathbb{P}(j_l^\mu(I - \sigma_z)) \Delta t + \mathbb{P}(j_k^\mu(I - \sigma_z)). \quad (7.8)$$

The first term penalizes the use of large control strengths, which is necessary in any practical feedback loop. The second term tries to minimize $1 - \text{Tr}[\rho_l^\mu \sigma_z]$ during the running time of the system, whereas the final term tries to minimize the terminal value of $1 - \text{Tr}[\rho_l^\mu \sigma_z]$. The constants $C, D > 0$ determine the relative weights attributed to these control goals. As an example, we have chosen $C = 0.25$, $D = 5$. The corresponding optimal feedback function $f(l, \theta)$ is plotted for several times l in Figure 7.2. Note that the control passes through zero at the state of maximal energy $\theta = 0$, whereas the break at $\theta = \pi$ drives the system away from the state of minimal energy. This is not unexpected, as both $\theta = \{0, \pi\}$ are fixed points of the filter (see section 5.6); the break in the control destabilizes the undesired minimal energy state.

As a second example, suppose we would like to drive the system close to the point where $\text{Tr}[\rho_l^\mu \sigma_z] = \text{Tr}[\rho_l^\mu \sigma_x] = 2^{-1/2}$, i.e. $\theta = \pi/4$. This point is uniquely characterized by $\text{Tr}[\rho_l^\mu(\sigma_z + \sigma_x)] = \sqrt{2}$, so we choose the cost function

$$J[\mu] = C \sum_{l=0}^{k-1} \mathbb{P}((u_{l+1}^\mu)^2) \Delta t + D \sum_{l=0}^{k-1} \mathbb{P}(j_l^\mu(I - X)) \Delta t + \mathbb{P}(j_k^\mu(I - X)) \quad (7.9)$$

where $X = 2^{-1/2}(\sigma_x + \sigma_z)$ and, for example, $C = 0.25$ and $D = 5$. The optimal feedback function for this case is plotted in Figure 7.3. Once again, the feedback function passes through zero at the target point $\theta = \pi/4$. However, note that the

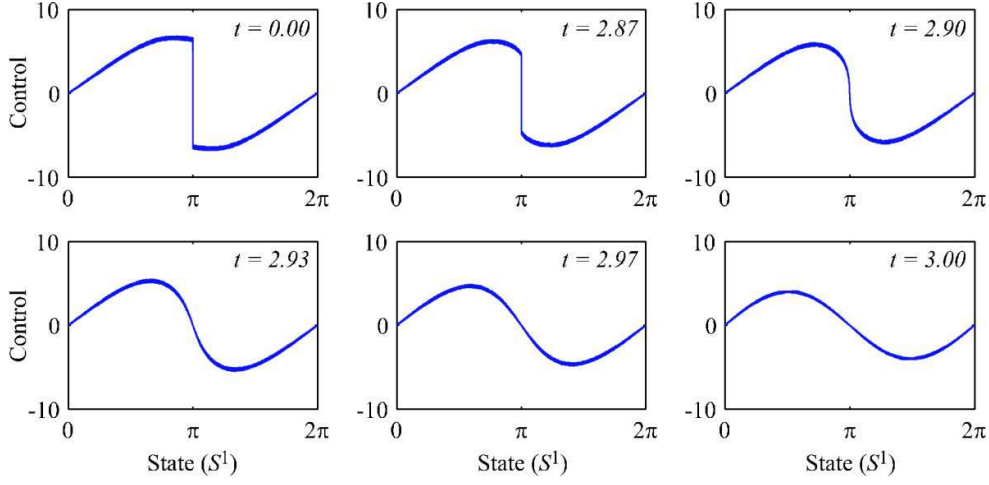


FIG. 7.2. The optimal control function $f(l, \theta)$, for selected l , obtained by applying the dynamic programming algorithm to the cost function Eq. (7.8). During the major portion of the control interval, the feedback function is essentially equal to the first plot; the control passes through zero at the state of maximal energy, and has a break at the point of minimal energy. Close to the terminal time, the optimal control varies a little to accommodate the terminal cost.

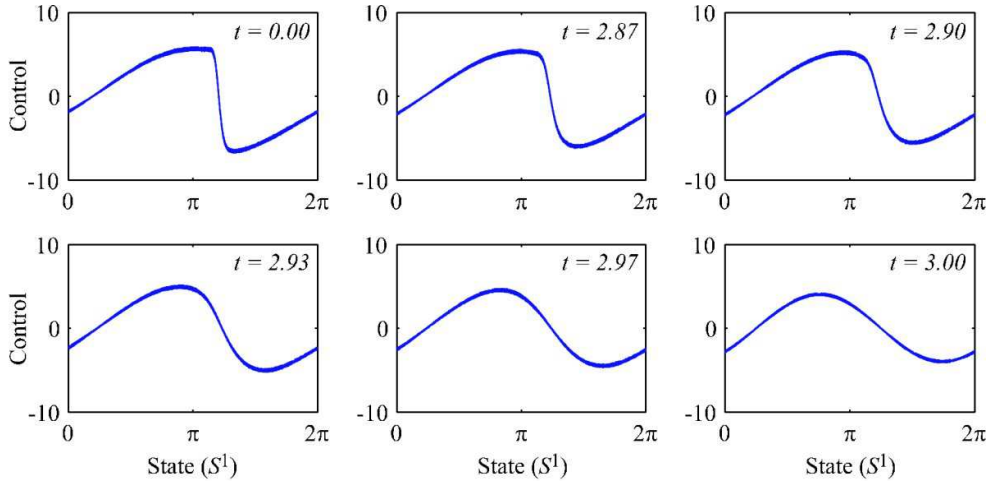


FIG. 7.3. The optimal control function $f(l, \theta)$ for the cost Eq. (7.9). As before, the feedback function is essentially equal to the first plot during the major portion of the control interval, and the control passes through zero at the target state. In this case, however, the control function is not discontinuous at the point of the circle opposite to the target state.

function is no longer singular; as the opposite point on the circle is not a fixed point of the filter in this case, it is evidently more efficient to let the filter drive itself toward the target point without expending additional control effort.

Finally we have plotted the optimal cost $J[\mu^*]$, as a function of the initial state $\rho \in S^1$, in Figure 7.4. The cost is easily obtained as a byproduct of dynamic programming, as it is simply given by the value function at time zero. Note that in the case of our first example, zero cost is possible: as the target $\theta = 0$ is a fixed point of the filter, no cost is accumulated if the system is initially in its state of maximal energy. In our

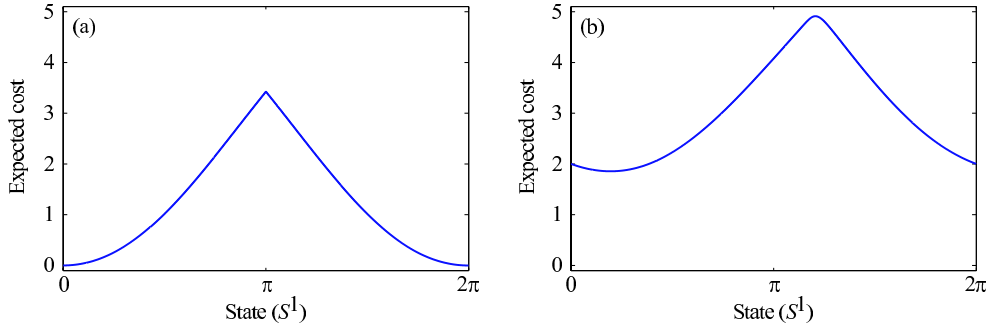


FIG. 7.4. The cost $J[\mu^*]$, as a function of $\rho_0 \in S^1$, for the optimal control strategy μ^* minimizing the cost (a) Eq. (7.8), and (b) Eq. (7.9). The cost is simply obtained as the final value function in the dynamic programming recursion, $J[\mu^*](\rho_0) = V_0[\rho_0]$. In case (a) the cost is zero at $\theta = 0$: after all, the target point is a fixed point of the filter, so no cost is accumulated if we start at the target point. This is not the case in (b) where the target point is not a fixed point.

second example, on the other hand, this is not the case: even if we start at the target state $\theta = \pi/4$, the filter will fluctuate around this point and a total cost (just under $J[\mu^*] = 2$) is accumulated over the control interval.

7.6. A less ambitious controller. In the previous sections we have demonstrated the use of optimal control theory and dynamic programming in the quantum context. We have already indicated, however, that these methods can be quite impractical in more complicated systems. On the other hand, in many cases *optimal* control is rather more ambitious than is necessary for achieving the control goal at hand. Consider for example the following scenario. Recall that the dispersively interacting atom, when untouched by the experimenter, has constant but unknown energy; our control goal is to drive the energy to a particular value of our choice, say $+\hbar\omega_0/2$. In the absence of sharp time constraints this problem is not uniquely expressed as an optimal control problem: what cost should one choose? All we want to achieve is that $\mathbb{P}(j_l(H)) \rightarrow \hbar\omega_0/2$ for large l , a much more modest control goal than the absolute minimization of a particular cost function. Hence dynamic programming is unnecessarily complicated for the problem at hand, and we can resort to a simpler method for control design. In this section we will design a controller for the control problem described above through a very simple Lyapunov function method, similar in spirit to [69]. The simplicity of the method is its chief feature: not only will we find a feedback function that works, but the resulting feedback function is also of a very simple form and is easily implementable.

As before, we can easily express the control goal in terms of the filter: $\mathbb{P}(j_l(H)) = \mathbb{P}(\pi_l(H)) \rightarrow \hbar\omega_0/2$ for large l . We will design a separated control that achieves this goal. The Markov property of the filter with separated controls is key to the procedure: it allows us to treat the problem entirely at the level of the filter, without reference to the original repeated interaction model. The main tool is the following Lyapunov theorem for Markov processes, taken directly from [54].

THEOREM 7.16 (Lyapunov theorem). *Let x_l be a (classical) Markov process. Suppose there exists a nonnegative (Lyapunov) function $V(x) \geq 0$ that satisfies*

$$\mathbf{E}(\Delta V(x_l) | \sigma\{x_{l-1}\}) = \mathbf{E}(V(x_l) | \sigma\{x_{l-1}\}) - V(x_{l-1}) = -k(x_{l-1}) \leq 0 \quad \forall l,$$

where $k(x) \geq 0$ is another nonnegative function. Then $k(x_l) \rightarrow 0$ as $l \rightarrow \infty$ a.s.

Proof. Fix some $n > 0$. As $V(x)$ is a nonnegative function, clearly

$$V(x_0) \geq V(x_0) - \mathbf{E}(V(x_n)).$$

But by the condition of the Theorem, we obtain

$$\mathbf{E}(V(x_n)) = \mathbf{E}(V(x_{n-1}) - k(x_{n-1})) = \mathbf{E}(V(x_{n-2}) - k(x_{n-2}) - k(x_{n-1})) = \dots$$

Iterating this procedure, we obtain

$$V(x_0) \geq \mathbf{E} \left(\sum_{l=0}^{n-1} k(x_l) \right).$$

As this holds for any n and as $V(x_0) < \infty$, the right hand side is finite for any n . But

$$\sum_{l=0}^{\infty} \mathbf{P}(k(x_l) \geq \varepsilon) \leq \frac{1}{\varepsilon} \mathbf{E} \left(\sum_{l=0}^{\infty} k(x_l) \right) < \infty \quad \forall \varepsilon > 0$$

by Chebyshev's inequality, so the Borel-Cantelli Lemma gives $k(x_l) \rightarrow 0$ a.s. \square

REMARK 7.17. Previously we did everything on a fixed time horizon $l = 0, \dots, k$. Now, however, we are considering what happens as $l \rightarrow \infty$, so technically a little more care is needed. The reader should convince himself that not much changes in this case. In particular, there is no need to deal directly with an infinite-dimensional algebra $\mathcal{W}_{\infty} = \mathcal{M}^{\otimes \infty}$ corresponding to an infinite number of time slices of the electromagnetic field. Rather, one can use the natural embedding $i : \mathcal{M} \otimes \mathcal{W}_k \rightarrow \mathcal{M} \otimes \mathcal{W}_{k+1}$, $i(X) = X \otimes I$ and the sequence of probability spaces $\Omega^k \subset \Omega^{k+1}$ obtained by applying the spectral theorem to the corresponding observation algebras, to give meaning to infinite time limits without functional analytic complications (provided the time step λ and repeated interaction model is fixed). We leave the details as an exercise.

Before we design the controller, let us verify that without control it is indeed the case that $\pi_l(H) \rightarrow \pm \hbar \omega_0 / 2$ a.s. This already demonstrates the Lyapunov theorem.

LEMMA 7.18. *If $u_l^{\mu} = 0$, then $\text{Tr}[\rho_l^{\mu} \sigma_z] \rightarrow \pm 1$ with unit probability.*

Proof. We will use the Lyapunov function $V(\rho_l^{\mu}) = 1 - \text{Tr}[\rho_l^{\mu} \sigma_z]^2$, which is nonnegative and is zero precisely when $\text{Tr}[\rho_l^{\mu} \sigma_z] = \pm 1$. Using the filtering equation with $u_l^{\mu} = 0$ and Eq. (7.7), we find that

$$\Delta \text{Tr}[\rho_l^{\mu} \sigma_z] = \frac{\sin(2\lambda)}{\lambda} \frac{V(\rho_{l-1}^{\mu})}{\cos^2(2\lambda) + \sin^2(2\lambda)V(\rho_{l-1}^{\mu})} \Delta \tilde{y}_l^{\mu},$$

where \tilde{y}_l^{μ} is the innovations process. Using the quantum Itô rule

$$\Delta V(\rho_l^{\mu}) = -\frac{\sin^2(2\lambda)}{\lambda^2} \frac{V(\rho_{l-1}^{\mu})^2}{(\cos^2(2\lambda) + \sin^2(2\lambda)V(\rho_{l-1}^{\mu}))^2} (\Delta \tilde{y}_l^{\mu})^2 + (\dots) \Delta \tilde{y}_l^{\mu}.$$

But $\mathbf{E}^{\mu}(\Delta \tilde{y}_l^{\mu} | \mathcal{Y}_{l-1}^{\mu}) = 0$ by the martingale property, and furthermore

$$\mathbf{E}^{\mu}((\Delta \tilde{y}_l^{\mu})^2 | \mathcal{Y}_{l-1}^{\mu}) = (1 - \lambda^2 \text{Tr}[\overline{\mathcal{J}}(\rho_{l-1}^{\mu})])^2 \Delta t = (\cos^2(2\lambda) + \sin^2(2\lambda)V(\rho_{l-1}^{\mu})) \Delta t,$$

where we have used $(\Delta \tilde{Y}(l))^2 = (\dots) \Delta \tilde{Y}(l) + (\Delta Y(l))^2 - (\Delta C(l))^2$ as in the proof of Lemma 5.8. Hence we find

$$\mathbf{E}^{\mu}(\Delta V(\rho_l^{\mu}) | \sigma\{\rho_{l-1}^{\mu}\}) = -\frac{\sin^2(2\lambda)}{\lambda^2} \frac{V(\rho_{l-1}^{\mu})^2}{\cos^2(2\lambda) + \sin^2(2\lambda)V(\rho_{l-1}^{\mu})} \Delta t \leq 0.$$

The Lemma now follows from the Lyapunov theorem. \square

We now turn to the control design. We wish to find a feedback control $u_l^\mu = f(\rho_{l-1}^\mu)$ so that $\mathbb{P}(\pi_l^\mu(\sigma_z)) \rightarrow +1$ as $l \rightarrow \infty$. The way we approach this problem is to use a trial Lyapunov function $V(\rho)$ without fixing the control f . By inspecting the expression for $\mathbf{E}^\mu(\Delta V(\rho_l^\mu) | \sigma\{\rho_{l-1}^\mu\})$, we can subsequently try to choose f so that this expression is nonpositive and is zero only at (or in a small neighborhood of) the point $\tilde{\rho} \in S^1$ where $\text{Tr}[\tilde{\rho}\sigma_z] = +1$. The desired result follows by dominated convergence.

Let us implement this procedure. Choose the trial Lyapunov function $V(\tilde{\rho}) = 1 - \text{Tr}[\tilde{\rho}\sigma_z]$. Using the filtering equation with $u_l^\mu = f(\rho_{l-1}^\mu)$, Eq. (7.7), and the martingale property of the innovations, we find that

$$\begin{aligned} \mathbf{E}^\mu(\Delta V(\rho_l^\mu) | \sigma\{\rho_{l-1}^\mu\}) &= -\frac{\sin(2\lambda w(f(\rho_{l-1}^\mu)))}{\lambda w(f(\rho_{l-1}^\mu))} f(\rho_{l-1}^\mu) \text{Tr}[\rho_{l-1}^\mu(\sigma_+ + \sigma_-)] \Delta t \\ &\quad + \frac{2f(\rho_{l-1}^\mu)^2 \sin^2(\lambda w(f(\rho_{l-1}^\mu)))}{w(f(\rho_{l-1}^\mu))^2} \text{Tr}[\rho_{l-1}^\mu \sigma_z] \Delta t. \end{aligned}$$

As a first attempt, consider the following feedback function:

$$f(\tilde{\rho}) = \begin{cases} -1 & \text{if } \text{Tr}[\tilde{\rho}(\sigma_+ + \sigma_-)] < 0, \\ +1 & \text{if } \text{Tr}[\tilde{\rho}(\sigma_+ + \sigma_-)] \geq 0. \end{cases}$$

Then

$$\frac{\mathbf{E}^\mu(\Delta V(\rho_l^\mu) | \sigma\{\rho_{l-1}^\mu\})}{\Delta t} = -\frac{\sin(2\lambda w(1))}{\lambda w(1)} |\text{Tr}[\rho_{l-1}^\mu(\sigma_+ + \sigma_-)]| + \frac{2\sin^2(\lambda w(1))}{w(1)^2} \text{Tr}[\rho_{l-1}^\mu \sigma_z].$$

Keeping in mind that $\rho_l^\mu \in S^1$ for all l , clearly there exists some $\delta > 0$ such that this expression is strictly negative for $\text{Tr}[\rho_{l-1}^\mu \sigma_z] < 1 - \delta$; in fact, δ is the solution of

$$-\frac{\sin(2\lambda w(1))}{\lambda w(1)} \sqrt{(2-\delta)\delta} + \frac{2\sin^2(\lambda w(1))}{w(1)^2} (1-\delta) = 0.$$

To keep $\mathbf{E}^\mu(\Delta V(\rho_l^\mu) | \sigma\{\rho_{l-1}^\mu\})$ nonpositive everywhere, we now modify the control function to turn off the feedback in the set $\text{Tr}[\rho_{l-1}^\mu \sigma_z] \geq 1 - \delta$:

$$f(\tilde{\rho}) = \begin{cases} 0 & \text{if } \text{Tr}[\tilde{\rho}\sigma_z] \geq 1 - \delta, \\ -1 & \text{if } \text{Tr}[\tilde{\rho}(\sigma_+ + \sigma_-)] < 0 \text{ and } \text{Tr}[\tilde{\rho}\sigma_z] < 1 - \delta, \\ +1 & \text{if } \text{Tr}[\tilde{\rho}(\sigma_+ + \sigma_-)] \geq 0 \text{ and } \text{Tr}[\tilde{\rho}\sigma_z] < 1 - \delta. \end{cases} \quad (7.10)$$

This ensures that $\mathbf{E}^\mu(\Delta V(\rho_l^\mu) | \sigma\{\rho_{l-1}^\mu\}) \leq 0$, where the equality holds only when $\text{Tr}[\rho_{l-1}^\mu \sigma_z] \geq 1 - \delta$. The Lyapunov theorem then guarantees that $\text{Tr}[\rho_l^\mu \sigma_z]$ converges to the set $[1 - \delta, 1]$: i.e. $\liminf_{l \rightarrow \infty} \text{Tr}[\rho_l^\mu \sigma_z] \geq 1 - \delta$ with unit probability. For $\lambda \ll 1$, the threshold δ will be very small and hence the Lyapunov theorem guarantees convergence to a tiny neighborhood of the desired control goal. For example, with the choice $\lambda^{-2} = 300$ which we have used in the simulations, $\delta \approx 5.6 \times 10^{-6}$.

REMARK 7.19. We can do better than proving convergence to a small neighborhood of the target point. In addition to the convergence $k(x_t) \rightarrow 0$, the invariant set theorems [54] tell us that x_t itself converges to the largest invariant set contained in $\{x : k(x) = 0\}$ (the convergence is in probability, but this is easily strengthened to a.s. convergence). As the only invariant set inside the set $\text{Tr}[\tilde{\rho}\sigma_z] \geq 1 - \delta$ is the

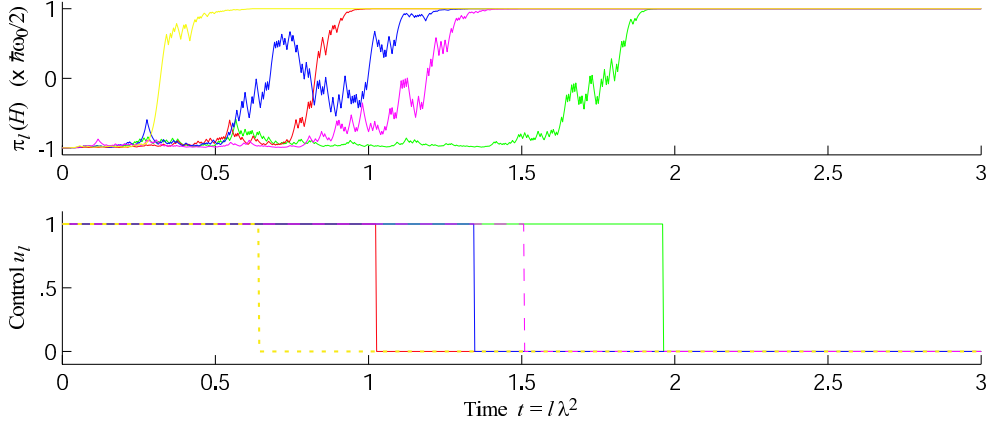


FIG. 7.5. Five typical sample paths of the conditional expectation $\pi_l(H)$ of the atomic energy (top plot) for the controlled quantum flow on the circle with separated feedback law Eq. (7.10). Note that $\pi_l(H) = +\hbar\omega_0/2$ is always attained. The bottom plot shows the feedback signal $u_l^\mu = f(\rho_{l-1}^\mu)$. The initial state was $\rho(x) = \langle \Phi, X\Phi \rangle$, $\rho \in S^1$, the time scale is $\lambda^{-2} = 300$, and $\delta = 6 \times 10^{-6}$.

target point $\text{Tr}[\tilde{\rho}\sigma_z] = 1$, convergence is guaranteed. A full discussion of the required theorems is beyond the scope of this article, and we refer to [54] for further details.

To illustrate the effectiveness of Eq. (7.10), we have used the Monte Carlo method to simulate in Figure 7.5 several sample paths of the controlled filter. It is immediately evident that the control goal was attained for the five sample paths plotted, and the Lyapunov theorem guarantees that this is indeed the case for any sample path.

The discussion above is mainly intended as an illustration of an alternative to optimal control theory, and we have only used the Lyapunov theory in its simplest form. Lyapunov methods can be extended to a large class of systems, see e.g. [61], whose treatment using optimal control would be out of the question due to the high dimensionality of the state space. Some control goals other than strict convergence can be treated using similar methods; for example, we could try to find a control law so that a quantity such as $\mathbf{E}(|\text{Tr}[\rho_l^\mu \sigma_z] - \alpha|)$, for some $\alpha \in (-1, 1)$, becomes small (but usually nonzero) as $l \rightarrow \infty$, see e.g. [73]. Beside the restricted set of control goals that can be treated by Lyapunov methods, a drawback of such methods is that there is no general recipe which one can follow for the design of controls; the choice of a proper control and Lyapunov function has to be investigated on a case-by-case basis. Ultimately the control goal of interest and the available resources determine which method of control design—be it optimal control, Lyapunov methods, or some other approach—is most suitable for the problem at hand.

8. References for further reading. We have come to the end of our exposition on the filtering and control of discrete quantum models, though in many ways we have only scratched the surface of the theory of quantum probability, filtering and stochastic control. The goal of this final section is to provide some entry points into the literature for further reading.

Quantum probability. We have used quantum probability theory in its simplest finite-dimensional form, where only finite state random variables are available. In practice such a description is very restrictive, and one needs a theory that admits continuous random variables. The theory of operator algebras (e.g. Kadison and

Ringrose [46, 47] or Bratteli and Robinson [17]), particularly Von Neumann algebras, provides the proper generalization of the concept of a quantum probability spaces to the infinite-dimensional context. For an accessible introduction to quantum probability we refer to the excellent lecture notes by Maassen [57]. See also [12, 16] and the references therein. The required background on functional analysis can be found e.g. in the textbook by Reed and Simon [64].

Quantum noise and stochastic calculus. The three discrete noises—we have suggestively denoted them as $A(l)$, $A^*(l)$ and $\Lambda(l)$ —are replaced in the continuous time theory by the standard noises A_t (the annihilation process), A_t^* (the creation process) and Λ_t (the gauge process). For each time t , A_t , A_t^* , Λ_t are defined as operators acting on a Hilbert space which is known as the Fock space, and the latter plays a central role in the theory of quantum noise. The processes $(A_t + A_t^*)_{t \geq 0}$ or $(\Lambda_t)_{t \geq 0}$ each generate a commutative algebra; the spectral theorem allows us to interpret the former as a diffusion process (a Wiener process in the vacuum state), and the latter as a counting process (a Poisson process in a so-called coherent state, and a.s. zero in the vacuum). A brief introduction is given in e.g. [16].

Based on these processes, one can now proceed to define quantum stochastic integrals and obtain the quantum Itô rule: $dA_t dA_t^* = dt$, $d\Lambda_t dA_t^* = dA_t^*$, $dA_t d\Lambda_t = dA_t$, and all other combinations are zero. Next one defines quantum stochastic differential equations, which provide “quantum noisy” versions of the famous Schrödinger equation and form good models of actual physical systems, particularly those used in quantum optics (see [31] for a physicist’s perspective). An accessible starting point in the literature on quantum stochastic calculus are Hudson’s lecture notes [42]; see also the original article by Hudson and Parthasarathy [43] and Parthasarathy’s book [63]. Several other approaches to the theory have been developed since; some of these appear in the book by Meyer [60] and the lecture notes of Biane [12].

Physical models. The physical theory that describes the interaction of light (the electromagnetic field) with matter (atoms, molecules, etc.) is called quantum electrodynamics; see the book by Cohen-Tannoudji *et al.* [21]. Very often, and in particular for the purposes of filtering and control, quantum electrodynamics does not directly provide a usable model; these models are non-Markov. In many systems, however, the Markov approximation is quite good, and applying this approximation to models from quantum electrodynamics gives rise precisely to quantum stochastic differential equations. The Markov approximation can be pursued at different levels of rigor, ranging from the ad-hoc “whitening” of the noise which is common in the physics literature [31] to rigorous Wong-Zakai type limits [38, 1]. As in classical probability theory it is also common to begin with a Markov model in the form of a quantum stochastic differential equation, which is justified either on phenomenological grounds or through a separate modelling effort.

The modelling of the detectors, e.g. photodetection or homodyne detection, is another important topic. The operating principles of optical detectors are described in many textbooks on quantum optics, see e.g. [70, 58]. In the quantum stochastic context we refer to e.g. [31], or to the more mathematical perspective of Barchielli [5].

Continuous limits of discrete models. The discrete models which we have used throughout the paper are conceptually very similar to the more realistic continuous models. There is more than a conceptual resemblance, however: these models in fact converge to corresponding continuous models as we let the time step $\lambda^2 \rightarrow 0$. Though there is no particular physical intuition behind this convergence except the

one we have already given—that small time slices of the field approximately contain at most one photon—the convergence demonstrates that even results obtained using these highly simplified models have some relevance to the physical world.

A simple example of this convergence is easily verified. Recall that the classical stochastic process $x(l) = \iota(A(l) + A^*(l))$, with the measure induced by the vacuum state, defines a symmetric random walk with step size λ . First, let us express this process in terms of time $t = l\lambda^2$ rather than the time step number l , i.e., $x_t = x(\lfloor t/\lambda^2 \rfloor)$. Taking the limit (in law) as $\lambda \rightarrow 0$ gives, by the usual functional central limit argument (e.g. [35, pp. 452–]), a Wiener process. But $\iota(A_t + A_t^*)$ is a Wiener process, so we see that $A(l) + A^*(l)$ converges to $A_t + A_t^*$ at least in a weak sense.

Similarly, most of the expressions given in this article converge as $\lambda \rightarrow 0$ to their continuous time counterparts. In particular the difference equation Eq. (4.1), the filtering equations, etc. converge to (quantum) stochastic differential equations. Even the discrete Itô table “converges” to the quantum Itô rules $dA_t dA_t^* = dt$ etc., if we formally set $\Delta\Lambda \rightarrow d\Lambda$, $\Delta A \rightarrow dA$, $\Delta A^* \rightarrow dA^*$, $\Delta t \rightarrow dt$, and terms such as $\lambda^2 \Delta A \rightarrow 0$. Evidently the discrete theory mirrors its continuous counterpart quite faithfully, which is precisely the motivation for this article.

Convergence of the discrete models is investigated by Lindsay and Parthasarathy [55], Attal and Pautrat [4], and Gough [37]. These articles demonstrate convergence (of various types) of the solution of the difference equation Eq. (4.1) to the solution of a corresponding quantum stochastic differential equation. The convergence of discrete filters to their continuous counterparts is investigated in Gough and Sobolev [39].

Conditional expectations and quantum filtering. The concept of conditional expectations in Von Neumann algebras is an old one, see e.g. [68]. However, a much more pragmatic notion of conditional expectations on which the definition we have given is based first appeared in the pioneering work of Belavkin, see e.g. [10]. The necessity of the nondemolition property, which is the key to the development of both filtering and feedback control, appeared already in [6]. This opens the door for the development of nonlinear filtering, which is done in detail in the difficult and technical paper [10] using martingale methods. The reference probability approach to quantum filtering, using the Bayes formula, appears in [15] (but see also [9, 36]). An introduction to quantum filtering is given in [16] using both methods.

Feedback control. An early investigation on optimal feedback control in discrete time can be found in Belavkin’s 1983 paper [7]. The Bellman equation for continuous optimal control appears in [8]. A recent exposition on quantum optimal control, and in particular quantum LQG control, is given in [29], see also [13], and see [27, 26] for a physicist’s perspective. The separation theorem for the continuous time case appears in [15]. A different type of optimal control problem, the risk-sensitive control problem with exponential cost, is investigated in [44, 45]. Finally, Lyapunov function methods for control design are investigated in [69, 61].

Many applications of quantum feedback control have been considered in the physics literature; we refer to the introduction for references. Note that the “quantum trajectory equations” or “stochastic master equations” used in the physics literature are precisely filtering equations, written in terms of the innovations process as the driving noise rather than being driven by the observations. The notion of filtering has only recently gained acceptance in the physics literature, though the relevant equations had already been developed by physicists. The reader should beware of the discrepancy in terminology and interpretation between the physical and mathematical literature. However, as the Markov property of the filter allows us to pretend that

the filter itself is the system to be controlled, most of the control schemes found in the physics literature make sense in both contexts.

Acknowledgment. The authors would like to thank John Stockton for providing a figure. L.B. thanks Hans Maassen for introducing him to discrete systems.

REFERENCES

- [1] L. ACCARDI, J. GOUGH, AND Y. LU, *On the stochastic limit for quantum theory*, Rep. Math. Phys., 36 (1995), pp. 155–187.
- [2] A. ANDRÉ, A. S. SØRENSEN, AND M. D. LUKIN, *Stability of atomic clocks based on entangled atoms*, Phys. Rev. Lett., 92 (2004), p. 230801.
- [3] M. A. ARMEN, J. K. AU, J. K. STOCKTON, A. C. DOHERTY, AND H. MABUCHI, *Adaptive homodyne measurement of optical phase*, Phys. Rev. Lett., 89 (2002), p. 133602.
- [4] S. ATTAL AND Y. PAUTRAT, *From repeated to continuous quantum interactions*, 2006. at press, Ann. Inst. Henri Poincaré, <http://arxiv.org/abs/math-ph/0311002>.
- [5] A. BARCHIELLI, *Continual measurements in quantum mechanics*. Lecture notes of the Summer School on Quantum Open Systems, Institut Fourier, Grenoble, 2003.
- [6] V. P. BELAVKIN, *Quantum filtering of Markov signals with white quantum noise*, Radiotekhnika i Elektronika, 25 (1980), pp. 1445–1453.
- [7] ———, *Theory of the control of observable quantum systems*, Autom. Rem. Control, 44 (1983), pp. 178–188.
- [8] ———, *Nondemolition stochastic calculus in Fock space and nonlinear filtering and control in quantum systems*, in Proceedings XXIV Karpacz winter school, R. Guelerak and W. Karwowski, eds., Stochastic methods in mathematics and physics, World Scientific, Singapore, 1988, pp. 310–324.
- [9] ———, *Quantum continual measurements and a posteriori collapse on CCR*, Commun. Math. Phys., 146 (1992), pp. 611–635.
- [10] ———, *Quantum stochastic calculus and quantum nonlinear filtering*, J. Multivar. Anal., 42 (1992), pp. 171–201.
- [11] A. BENSOUSSAN, *Stochastic Control of Partially Observable Systems*, Cambridge University Press, 1992.
- [12] P. BIANE, *Calcul stochastique noncommutatif*, in Lectures on Probability Theory. (Saint-Flour, 1993), P. Bernard, ed., vol. 1608 of Lecture Notes in Mathematics, Springer, Berlin, 1995, pp. 1–96.
- [13] L. M. BOUTEN, S. C. EDWARDS, AND V. P. BELAVKIN, *Bellman equations for optimal feedback control of qubit states*, J. Phys. B, At. Mol. Opt. Phys., 38 (2005), pp. 151–160.
- [14] L. M. BOUTEN, M. I. GUȚĂ, AND H. MAASSEN, *Stochastic Schrödinger equations*, J. Phys. A: Math. Gen., 37 (2004), pp. 3189–3209.
- [15] L. M. BOUTEN AND R. VAN HANDEL, *Controlled quantum stochastic processes*, 2006. In preparation; see “On the separation principle of quantum control”, math-ph/0511021, and “Quantum filtering: a reference probability approach”, math-ph/0508006.
- [16] L. M. BOUTEN, R. VAN HANDEL, AND M. R. JAMES, *An introduction to quantum filtering*, preprint, <http://arxiv.org/math.OC/0601741>, (2006).
- [17] O. BRATTELI AND D. ROBINSON, *Operator algebras and quantum statistical mechanics 1*, Springer-Verlag, Berlin Heidelberg, second ed., 1987.
- [18] T. A. BRUN, *A simple model of quantum trajectories*, Am. J. Phys., 70 (2002), pp. 719–737.
- [19] P. BUSHEV, D. ROTTER, A. WILSON, F. DUBIN, C. BECHER, J. ESCHNER, R. BLATT, V. STEIXNER, P. RABL, AND P. ZOLLER, *Feedback cooling of a single trapped ion*, Phys. Rev. Lett., 96 (2006), p. 043003.
- [20] H. J. CARMICHAEL, *An Open Systems Approach to Quantum Optics*, Springer-Verlag, Berlin Heidelberg New-York, 1993.
- [21] C. COHEN TANNOUDJI, J. DUPONT ROC, AND G. GRYNBERG, *Photons and Atoms: Introduction to Quantum Electrodynamics*, Wiley, 1989.
- [22] J. C. COX, S. A. ROSS, AND M. RUBINSTEIN, *Option pricing: A simplified approach*, Journal of Financial Economics, 7 (1979), pp. 229–263.
- [23] E. B. DAVIES, *Quantum Theory of Open Systems*, Academic Press, London New-York San Francisco, 1976.
- [24] ———, *Quantum communication systems*, IEEE Trans. Inf. Th., IT-23 (1977), pp. 530–534.
- [25] M. H. A. DAVIS AND S. I. MARCUS, *An introduction to nonlinear filtering*, in Stochastic Systems:

- The Mathematics of Filtering and Identification and Applications, M. Hazewinkel and J. C. Willems, eds., D. Reidel, 1981, pp. 53–75.
- [26] A. C. DOHERTY, S. HABIB, K. JACOBS, H. MABUCHI, AND S. M. TAN, *Quantum feedback and classical control theory*, Phys. Rev. A, 62 (2000), p. 012105.
 - [27] A. C. DOHERTY AND K. JACOBS, *Feedback-control of quantum systems using continuous state-estimation*, Phys. Rev. A, 60 (1999), pp. 2700–2711.
 - [28] T. DUNCAN, *Evaluation of likelihood functions*, Information and Control, (1968), pp. 62–74.
 - [29] S. C. EDWARDS AND V. P. BELAVKIN, *Optimal quantum feedback control via quantum dynamic programming*, quant-ph/0506018, University of Nottingham, 2005.
 - [30] R. J. ELLIOTT, L. AGGOUN, AND J. B. MOORE, *Hidden Markov Models: Estimation and Control*, Springer, New York, 1995.
 - [31] C. GARDINER AND P. ZOLLER, *Quantum Noise*, Springer, third ed., 2004.
 - [32] J. M. GEREMIA, *Distinguishing between optical coherent states with imperfect detection*, Phys. Rev. A, 70 (2004), p. 062303.
 - [33] J. M. GEREMIA, J. K. STOCKTON, A. C. DOHERTY, AND H. MABUCHI, *Quantum Kalman filtering and the Heisenberg limit in atomic magnetometry*, Phys. Rev. Lett., 91 (2003), p. 250801.
 - [34] J. M. GEREMIA, J. K. STOCKTON, AND H. MABUCHI, *Suppression of spin projection noise in broadband atomic magnetometry*, Phys. Rev. Lett., 94 (2005), p. 203002.
 - [35] I. I. GIKHMAN AND A. V. SKOROKHOD, *Introduction to the theory of random processes*, Dover, 1996.
 - [36] P. GOETSCH AND R. GRAHAM, *Linear stochastic wave equations for continuously measured quantum systems*, Phys. Rev. A, 50 (1994), pp. 5242–5255.
 - [37] J. GOUGH, *Holevo-ordering and the continuous-time limit for open Floquet dynamics*, Lett. Math. Phys., 67 (2004), pp. 207–221.
 - [38] ———, *Quantum flows as Markovian limit of emission, absorption and scattering interactions*, Commun. Math. Phys., 254 (2005), pp. 489–512.
 - [39] J. GOUGH AND A. SOBOLEV, *Stochastic Schrödinger equations as limit of discrete filtering*, Open Syst. Inf. Dyn., 11 (2004), pp. 235–255.
 - [40] A. HOLEVO, *Quantum stochastic calculus*, J. Soviet Math., 56 (1991), pp. 2609–2624. Translation of Itogi Nauki i Tekhniki, ser. sovr. prob. mat. 36, 3–28, 1990.
 - [41] A. HOPKINS, K. JACOBS, S. HABIB, AND K. SCHWAB, *Feedback cooling of a nanomechanical resonator*, Phys. Rev. B, 68 (2003), p. 235328.
 - [42] R. L. HUDSON, *An introduction to quantum stochastic calculus and some of its applications*, in Quantum Probability Communications, S. Attal and J. Lindsay, eds., vol. XI, World Scientific, Singapore, 2003, pp. 221–271.
 - [43] R. L. HUDSON AND K. R. PARTHASARATHY, *Quantum Itô's formula and stochastic evolutions*, Commun. Math. Phys., 93 (1984), pp. 301–323.
 - [44] M. R. JAMES, *Risk-sensitive optimal control of quantum systems*, Phys. Rev. A, 69 (2004), p. 032108.
 - [45] ———, *A quantum Langevin formulation of risk-sensitive optimal control*, J. Opt. B: Quantum Semiclass. Opt., 7 (2005), pp. S198–S207.
 - [46] R. V. KADISON AND J. R. RINGROSE, *Fundamentals of the Theory of Operator Algebras*, vol. I, Academic Press, San Diego, 1983.
 - [47] ———, *Fundamentals of the Theory of Operator Algebras*, vol. II, Academic Press, San Diego, 1986.
 - [48] G. KALLIANPUR, *Stochastic Filtering Theory*, Springer, Berlin, 1980.
 - [49] G. KALLIANPUR AND C. STRIEBEL, *Estimation of stochastic systems: Arbitrary system process with additive white noise observation errors*, Ann. Math. Statist., 39 (1968), pp. 785–801.
 - [50] ———, *Stochastic differential equations occurring in the estimation of continuous parameter stochastic processes*, Teor. Veroyatnost. i Primenen., 14 (1969), pp. 597–622.
 - [51] N. KHANEJA, T. REISS, B. LUY, AND S. J. GLASER, *Optimal control of spin dynamics in the presence of relaxation*, J. Magnet. Res., 162 (2003), pp. 311–319.
 - [52] V. KRISHNAN, *Nonlinear filtering and smoothing: An Introduction to Martingales, Stochastic Integrals and Estimation*, Dover, 2005.
 - [53] B. KÜMMERER, *Markov dilations on W^* -algebras*, J. Funct. Anal., 63 (1985), pp. 139–177.
 - [54] H. KUSHNER, *Introduction to stochastic control*, Holt, Rinehart and Winston, Inc, New York, 1971.
 - [55] J. M. LINDSAY AND K. R. PARTHASARATHY, *The passage from random walk to diffusion in quantum probability. II*, Sankhyā Ser. A, 50 (1988), pp. 151–170.
 - [56] R. S. LIPTSER AND A. N. SHIRYAEV, *Statistics of Random Processes I: General Theory*, Springer-Verlag, 2001.

- [57] H. MAASSEN, *Quantum probability applied to the damped harmonic oscillator*, in Quantum Probability Communications, S. Attal and J. Lindsay, eds., vol. XII, World Scientific, Singapore, 2003, pp. 23–58.
- [58] L. MANDEL AND E. WOLF, *Optical coherence and quantum optics*, Cambridge University Press, 1995.
- [59] E. MERZBACHER, *Quantum Mechanics*, Wiley, New York, third ed., 1998.
- [60] P.-A. MEYER, *Quantum Probability for Probabilists*, Springer, Berlin, 1993.
- [61] M. MIRRAHIMI AND R. VAN HANDEL, *Stabilizing feedback controls for quantum systems*, 2005. Submitted, <http://arxiv.org/abs/math-ph/0510066>.
- [62] R. MORTENSEN, *Optimal Control of Continuous-Time Stochastic Systems*, PhD thesis, Univ. California, Berkeley, 1966.
- [63] K. R. PARTHASARATHY, *An Introduction to Quantum Stochastic Calculus*, Birkhäuser, Basel, 1992.
- [64] M. REED AND B. SIMON, *Functional Analysis*, vol. 1 of Methods of Modern Mathematical Physics, Elsevier, 1980.
- [65] S. E. SHREVE, *Stochastic calculus for finance I. The binomial asset pricing model*, Springer-Verlag, New York, 2004.
- [66] D. A. STECK, K. JACOBS, H. MABUCHI, T. BHATTACHARYA, AND S. HABIB, *Quantum feedback control of atomic motion in an optical cavity*, Phys. Rev. Lett., 92 (2004), p. 223004.
- [67] J. K. STOCKTON, J. M. GEREMIA, A. C. DOHERTY, AND H. MABUCHI, *Robust quantum parameter estimation: Coherent magnetometry with feedback*, Phys. Rev. A, 69 (2004), p. 032109.
- [68] M. TAKESAKI, *Conditional expectations in von Neumann algebras*, J. Funct. Anal., 9 (1971), pp. 306–321.
- [69] R. VAN HANDEL, J. K. STOCKTON, AND H. MABUCHI, *Feedback control of quantum state reduction*, IEEE Trans. Automat. Control, 50 (2005), pp. 768–780.
- [70] D. WALLS AND G. MILBURN, *Quantum Optics*, Springer Verlag, Berlin Heidelberg, 1994.
- [71] D. WILLIAMS, *Probability with Martingales*, Cambridge University Press, Cambridge, 1991.
- [72] H. M. WISEMAN, *Adaptive phase measurements of optical modes: Going beyond the marginal q distribution*, Phys. Rev. Lett., 75 (1995), pp. 4587–4590.
- [73] N. YAMAMOTO, K. TSUMURA, AND S. HARA, *Feedback control of quantum entanglement in a two-spin system*, Proc. 44th IEEE CDC, (2005), pp. 3182–3187.
- [74] M. ZAKAI, *On the optimal filtering of diffusion processes*, Z. Wahrsch. Verw. Geb., 11 (1969), pp. 230–243.