

APIARY VIEWS OF THE BERENSTEIN-ZELEVINSKY POLYTOPE, AND KLYACHKO'S SATURATION CONJECTURE

ALLEN KNUTSON AND TERENCE TAO

ABSTRACT. Recently Klyachko [K] has given linear inequalities on triples (λ, μ, ν) of dominant weights of $GL_n(\mathbb{C})$ necessary for the the corresponding Littlewood-Richardson coefficient $\dim(V_\lambda \otimes V_\mu \otimes V_\nu)^{GL_n(\mathbb{C})}$ to be positive. We show that these conditions (and an evident congruency condition) are also sufficient, which was known as the saturation conjecture. In particular this proves Horn's conjecture, giving a related system of inequalities [H, K].

1. THE SATURATION CONJECTURE

A very old and fundamental question about the representation theory of $GL_n(\mathbb{C})$ is the following:

For which triples of dominant weights λ, μ, ν does the tensor product $V_\lambda \otimes V_\mu \otimes V_\nu$ of the irreducible representations with those high weights contain a $GL_n(\mathbb{C})$ -invariant vector?

One obvious condition is that $\lambda + \mu + \nu$ be in the root lattice; otherwise there is no torus-invariant, much less $GL_n(\mathbb{C})$ -invariant, vector. Another standard formulation of the problem above is to ask for which ν does $V_\lambda \otimes V_\mu$ contain the dual representation to V_ν .

Recently, Klyachko has given an answer¹ to this question, which in one direction is only asymptotic:

If $V_\lambda \otimes V_\mu \otimes V_\nu$ has a $GL_n(\mathbb{C})$ -invariant vector, then λ, μ, ν satisfy a certain system of linear inequalities derived from Schubert calculus. Conversely, if λ, μ, ν satisfy these inequalities, then there exists an integer N such that the tensor product $V_{N\lambda} \otimes V_{N\mu} \otimes V_{N\nu}$ has a $GL_n(\mathbb{C})$ -invariant vector.

Klyachko then states the *saturation conjecture*, that the full (nonasymptotic) converse of the first statement should be true (in presence of the obvious condition that $\lambda + \mu + \nu$ be in the root lattice). He also points out an important consequence: *Horn's conjecture* [H] from

Date: May 18, 2019.

Supported by an NSF Postdoctoral Fellowship.

Partially supported by NSF grant DMS-9706764.

¹Klyachko gives a finite set of inequalities, that *as a set* are necessary and sufficient for this asymptotic result. However, Chris Woodward has informed us that contrary to Klyachko's unproven claim in [K], the inequalities are not independent – not all of them determine facets of the cone.

1962, which gives a different system of inequalities. See [F, Z] for a history of these and related problems.

In this paper we prove the saturation conjecture. The main tool is the Berenstein-Zelevinsky polytope [BZ, Z] associated to the triple (λ, μ, ν) , the lattice points in which count the dimension of the invariant space. Klyachko's conditions only guarantee that this polytope is nonempty; the difficult part is to locate a lattice point, especially since the polytope can have nonintegral vertices. However, we show that the “most positive” vertices are integrally defined in terms of λ, μ, ν .

We use two new descriptions of the BZ polytope: the *honeycomb* model and the *hive* model. The former is a special case of a general way of producing polytopes that we dub *tinkertoy models*. This viewpoint gives us natural ways to interpret certain important faces of the BZ polytope as associated to simpler tinkertoys. In addition, the Gel'fand-Cetlin system fits in this theory as associated to a 1-dimensional tinkertoy.

A note apologizing for the terminology: when we embarked on this study several years ago, we were not wholly familiar with the literature, and first discovered the honeycomb model (whose name, as the pictures later show, is very obvious). After that the next model found, with its own merits, was christened the hive. Only then did a more careful search of the literature turn up the already-discovered polytope, with the particularly appropriate initials BZ.

We thank Greg Warrington for a careful reading of an early draft.

2. OVERVIEW OF THE PROOF

To fix notation concerning dominant weights of $GL_n(\mathbb{C})$: a weight of $GL_n(\mathbb{C})$ is a list of n integers, and is dominant if the list is nonincreasing.

We begin by defining a **honeycomb tinkertoy**, which is a certain graph (with some one-ended edges) each of whose edges has an associated direction in \mathbb{R}^2 , a multiple of 60° from true North. There is a honeycomb tinkertoy for each natural number n , with three groups of n semiinfinite edges.

A **configuration** of the honeycomb tinkertoy is a (possibly degenerate) realization of it in the plane, with each edge aligned with its specified direction. A **lattice configuration** is one where each vertex lies on the triangular lattice in \mathbb{R}^2 . A configuration is hereafter simply called a honeycomb.

In the appendix we identify the space of all honeycombs with the space of **Berenstein-Zelevinsky patterns** [BZ, Z], in such a way that the number of lattice honeycombs with given semiinfinite edges equals the number of integral Berenstein-Zelevinsky patterns with given boundary. This in turn, by the main result in [BZ], counts the dimension of the space of $GL_n(\mathbb{C})$ -invariant vectors in a tensor product of three $GL_n(\mathbb{C})$ -representations.

The space of honeycombs with given external edges forms a polytope; Klyachko's inequalities exactly determine when this polytope is nonempty. The saturation conjecture can now be rephrased as

If there exists a honeycomb with given integral boundary, is there a *lattice* honeycomb with that boundary?

The basic idea is to find a good functional on the space of such honeycombs and prove that its maximum necessarily occurs at a lattice honeycomb. This requires some care, because the polytope of honeycombs can have nonintegral vertices, which must be avoided.

To do this, we introduce the **hive** associated to a honeycomb, which is a triangular array of numbers satisfying some linear inequalities; there is a one-to-one correspondence between hives with top vertex 0 and honeycombs (where the inequalities had to do with the edges having nonnegative length). The functional is chosen to be a generic positive combination of the hive entries.

Let **HIVE** denote the cone of hives, and **HORN** the cone of possible boundary values of a hive (this is the cone whose facets were partially determined by Klyachko [K]).

Let \vec{w} be a generic positive functional on the space of hives. For a point $\vec{a} \in \mathbf{HORN}$, define the **largest lift** $l(\vec{a})$ as the hive lying over \vec{a} having largest dot product with \vec{w} . By genericity of \vec{w} , this dot product will be minimized at a unique point, a vertex of the fiber. The map $l : \mathbf{HORN} \rightarrow \mathbf{HIVE}$ is then piecewise-linear and continuous. In particular, l is determined by its values at generic points.

So if we could show that each linear piece of the map l is integrally defined, we could use it to find an integral point of the fiber over any integral point in **HORN**. (Since l is determined by its values at generic points, we can even restrict study to triples of regular high weights in **HORN**.) This would prove Klyachko's saturation conjecture.

To do this requires two essentially separate arguments. The first is a careful study of the faces of **HIVE** hit by l ; in particular, determining what sets of inequalities can be simultaneously satisfied with equality by a largest lift of a *regular* triple. The possibilities turn out to be extremely limited; the inequalities must not “overlap” in a certain sense. This crucially depends on the fact that \vec{w} is positive – in some sense, the fiber polytope is only nice around one end.

The second step is to study the honeycomb associated to the hive $l(\lambda, \mu, \nu)$. A generic honeycomb is made of hexagons, whose vertices all look like Y's (or upside-down Y's). Since $l(\lambda, \mu, \nu)$ satisfies many of these inequalities with equality, certain edges of the honeycomb will be length zero, leading to stranger looking vertices. However, the no-overlap property of the inequalities guarantees that the only new kind of vertex suffered by this honeycomb looks like the intersection of two lines.

When we “blow up” this intersection – replacing the two vertices, four real edges, and zero-length edge by two real edges – we get a tinkertoy whose configurations model the space of largest lifts of (λ, μ, ν) . Since the largest lift is unique, this tinkertoy should be

rigid, which turns out to imply that it is a tree. A rip-off-leaves induction argument then shows that the tree is integrally defined in terms of (λ, μ, ν) . This completes the argument.

3. TINKERTOYS AND THE HONEYCOMB MODEL

In all that follows, n is reserved for the dimension of the vector space acted on by the group under study, $GL_n(\mathbb{C})$.

3.1. Tinkertoys. Let B be a real vector space (often containing a lattice), and $S(B) := (B - \{0\})/\mathbb{R}_+$ the sphere therein. Let (V, E) be the vertices and edges of a directed graph, except that the *head* and *tail* maps from E to V may be only partially defined – the edges may be semi- or even fully infinite.

We define a **tinkertoy** $\tau = (V, E, d : E \rightarrow S(B))$ as a triple, in which each edge e is assigned a “direction” $d(e)$ in the unit sphere. If τ has no biinfinite edges, the **configuration space of the tinkertoy** τ is a polytope in the space B^V of maps $V \rightarrow B$ cut out by linear equalities, saying $head(e) - tail(e) \in \mathbb{R} \cdot d(e)$, and inequalities, saying $head(e) - tail(e) \in \mathbb{R}_{\geq 0} \cdot d(e)$. An element of the configuration space will be called a **configuration** of the tinkertoy.

(If τ has edges with no endpoints, we need in the definition of a configuration to include an assignment of a line in B to each of these edges. For each e , this is a choice of vector in $B/(\mathbb{R} \cdot d(e))$.)

If B is endowed with a lattice, one can speak of **lattice configurations** of the tinkertoy. This is only interesting if each of the lines $\mathbb{R} \cdot d(e)$ contains a lattice point (otherwise those edges are necessarily length zero); in this case we call it a **lattice tinkertoy**.

If $\sigma \leq \tau$ is a subtinkertoy (subsets $V' \leq V, E' \leq E$, same B , same map d restricted to the subset of E) there is a natural map of τ ’s configuration space to σ ’s, induced from the linear projection $B^V \rightarrow B^{V'}$.

Example. The pentagon tinkertoy in \mathbb{R}^2 .



FIGURE 1. The pentagon tinkertoy and the “L” subtinkertoy.

This has five vertices and five edges, and its configuration space is the space of all pentagons with edges in the coordinate directions plus one edge going NW-SE. It has a subtinkertoy consisting of the upper left, lower left, and lower right vertices, and the left and bottom edges. The restriction map on configuration spaces is onto (every configuration of those two edges can be extended to a pentagon of this shape) and the fiber is an interval of length

equal to the smaller of the two edges. Giving \mathbb{R}^2 the usual square lattice, this is a lattice tinkertoy.

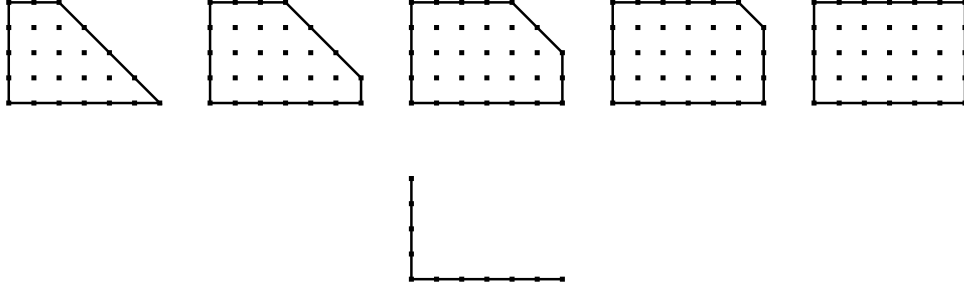


FIGURE 2. Lattice configurations of the pentagon tinkertoy lying over a certain lattice configuration of the “L” subtinkertoy.

Example. Polytope tinkertoys. Any polytope P in B gives a natural tinkertoy, just from the vertices, edges, and their directions. In the case P a lattice polytope, this is a lattice tinkertoy, and its space of configurations is the equivariant Kähler cone for the toric variety corresponding to P . The previous example is of this sort, where the toric variety is the blowup of $\mathbb{CP}^1 \times \mathbb{CP}^1$ at a point.

Example. The Gel’fand-Cetlin tinkertoy. Let $B = \mathbb{R}$, $V = \{v_{ij}\}$ for $1 \leq i \leq j \leq n$, and E consisting of two groups of edges $\{e_{ij}, f_{ij}\}$, each $1 \leq i \leq j \leq n - 1$. Every edge is assigned the direction $1 \in B$. (In particular this is a lattice tinkertoy.)

$$\begin{aligned} \text{head}(e_{ij}) &= v_{i,j+1}, & \text{tail}(e_{ij}) &= v_{ij} \\ \text{head}(f_{ij}) &= v_{ij}, & \text{tail}(f_{ij}) &= v_{i+1,j+1} \end{aligned}$$

One important subtinkertoy in this consists of the “primary” vertices $\{v_{in}\}$ and no edges. The configurations of the Gel’fand-Cetlin tinkertoy restricting to a given configuration of the primary vertices form a compact polytope called the Gel’fand-Cetlin polytope. Each high weight of $GL_n(\mathbb{C})$ gives an (nonincreasing) list of integers, which we take as a lattice configuration of the primary vertices. In this case, the lattice points in the Gel’fand-Cetlin polytope are called Gel’fand-Cetlin patterns, and they count the dimension of the corresponding irreducible representation of $GL_n(\mathbb{C})$.

It is perhaps unfortunate that the configurations of the Gel’fand-Cetlin tinkertoy, drawn in \mathbb{R} , have overlaps. For this reason, it is usually drawn² as a triangle, with the j index as the height, and edges pointing southwest and southeast. This suggests that one might be able to find a 2-dimensional tinkertoy with similar properties that doesn’t force edges to overlap.

The most obvious modification, which is essentially to take the usual triangular picture as one’s tinkertoy, doesn’t work because it’s rigid. To get back the additional freedom, we put in a new edge going up from each vertex (terminating at a new, auxiliary, vertex).

²though not by people using this language, of course

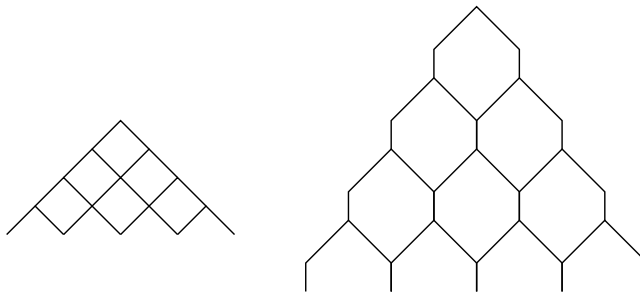


FIGURE 3. The usual triangular picture of Gel'fand-Cetlin, and a 2-dimensional tinkertoy with enough freedom to model it.

Unfortunately, this has too much freedom – one can extend all the vertical edges on a given level by the same amount. However, it does lead us to the important tinkertoy for this paper.

Let $B = \{(x, y, z) \in \mathbb{R}^3 : x+y+z = 0\}$, containing the triangular lattice. The **honeycomb tinkertoy of size n** is best defined by saying that it lives in this B , and looks like figure 4.

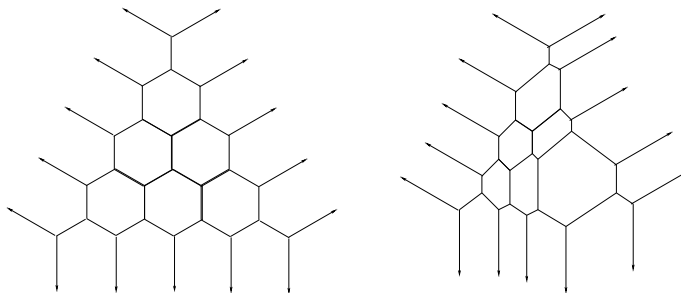


FIGURE 4. The honeycomb tinkertoy of size 5, with 5 semiinfinite edges in each direction, in its prettiest configuration and a more typical one.

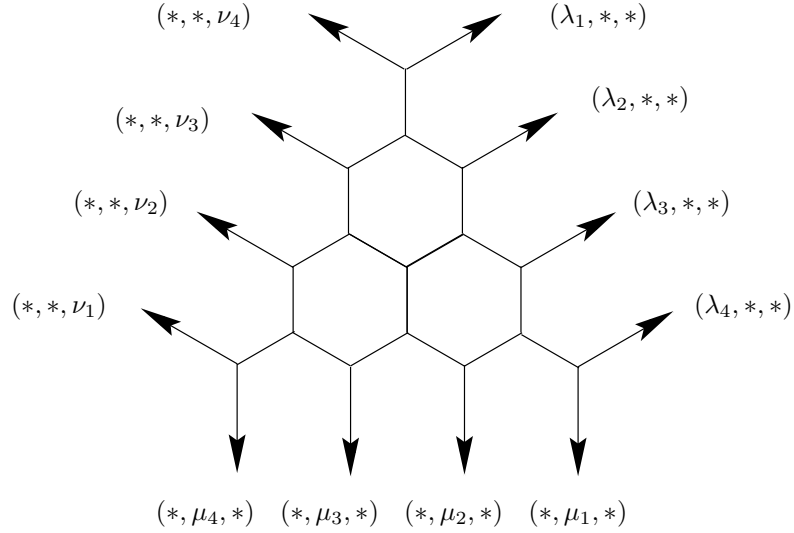
Every vertex has an edge coming out in each of the three coordinate directions $(1, -1, 0)$, $(0, 1, -1)$, $(-1, 0, 1)$, or their negatives. The only thing tricky to remember, once having seen the picture, is that the edges coming out of the three corner hexagons bifurcate, so that there are only three and not six directions of semiinfinite edge. The number of semiinfinite edges in each direction is what we call the size of the honeycomb. It is possible, but essentially useless, to give a list of vertices and edges for the honeycomb – all the relevant information is contained in the picture above.

Note that, as one traverses an edge of the honeycomb, one coordinate remains constant while the other two trade off (maintaining zero sum). We will call this the **constant coordinate** of the edge.

We will be interested in the restriction map from the configuration space of the honeycomb tinkertoy to the configuration space of the semiinfinite edges. The latter can be naturally

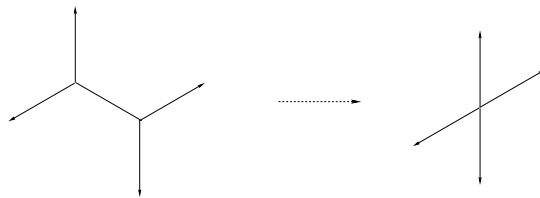
identified with $(\mathbb{R}^n)^3$ – the product of three $GL_n(\mathbb{C})$ weight lattices (tensor \mathbb{R}). To be specific, each group of semiinfinite edges gives us a nonincreasing list of its constant coordinates, which we interpret as a point in $GL_n(\mathbb{C})$'s positive Weyl chamber.

Note that the sum of the constant coefficients on the semiinfinite edges is automatically zero. To see this, think of it as the sum of the coefficients on the semiinfinite edges in the S,NE,NW directions, minus that on the N,SW,SE directions (of which there are none). Now go around cutting edges in half, replacing each finite edge with two semiinfinite edges in opposite directions, which doesn't change the sum. Eventually you are left with a collection of vertices each with three semiinfinite edges coming off, each of which contributes zero to the sum.



Call a tinkertoy configuration “degenerate” if some edge has length zero (thereby defining a point on the boundary³ of the polytope of all configurations). This can be regarded as a configuration of a simpler tinkertoy, in which the two vertices collapsed together have been identified (and the edge removed). In this way the faces of a configuration polytope can be identified with configuration polytopes of simpler tinkertoys.

The case of interest to us is when an edge of the honeycomb degenerates to a point:



³Unless the geometry of the tinkertoy forces the edge to always be length zero.

In this very special case there is an even simpler tinkertoy to consider, where these five edges and two vertices are not replaced by four edges and one vertex, but two edges and no vertices at all.

It is not readily apparent what the degrees of freedom of a tinkertoy are. However, in a class of tinkertoys which includes the honeycomb, one can say something useful.

Lemma 1. *Let τ be a tinkertoy in \mathbb{R}^2 possessing a nondegenerate configuration, all of whose vertices look like honeycomb vertices – three edges coming out in triangular coordinate directions. Let γ be a loop in the underlying graph. Then there is a degree of freedom available in which one moves only the vertices in γ .*

Proof. We can assume that the loop doesn't repeat vertices; if it does, it will have subloops that do not.

Orient the loop, and label the vertices with signs based on whether the loop turns left or right at the vertex. Because of the angles, if all the left-turn vertices move so as to shrink their outgoing edges by a fixed length ϵ , whereas the right-turn vertices move so as to extend their outgoing edge by the same ϵ , the angles remain unchanged – i.e. we have a new configuration. \square

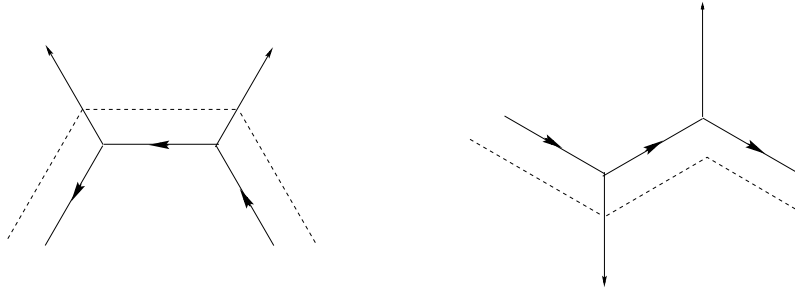


FIGURE 5. Successive vertices turning the same direction, and in opposite directions, and where they could move.

Note that no loop can go through semiinfinite edges. So in this previous lemma we're only studying degrees of freedom which leave the semiinfinite edges in place.

There is another very interesting phenomenon coming from this idea that two tinkertoys might have the “same” configuration. Consider the tinkertoy constructed from the disjoint union of a honeycomb of size m and another of size n . A configuration of this union looks like two honeycombs overlaid. But this same picture can be achieved with a honeycomb of size $n + k$ (in a rather degenerate configuration), where each crossing of two lines is replaced by two vertices and five edges (one of length zero).⁴

⁴An alternate version of Klyachko's theorem asks what triples λ, μ, ν can occur as the eigenvalues of three Hermitian matrices summing to zero. The fact that one can overlay honeycombs proves the trivial fact that

Our purpose in introducing honeycombs is to calculate Littlewood-Richardson coefficients, the dimensions $\dim(V_\lambda \otimes V_\mu \otimes V_\nu)^{GL_n(\mathbb{C})}$. We do this by linearly relating honeycomb configurations to Berenstein-Zelevinsky patterns. Since the latter are not as well known as they should be, we review their definition in an appendix, where we establish the \mathbb{Z} -linear equivalence of the Berenstein-Zelevinsky cone with the space of honeycombs. That equivalence has the following consequence:

Theorem 1 (from the appendix). *Let λ, μ, ν be a triple of dominant weights of $GL_n(\mathbb{C})$ whose sum is in the root lattice. Then the number of integral honeycombs whose semiinfinite edges have constant coordinates $\lambda_1, \dots, \lambda_n, \mu_1, \dots, \mu_n, \nu_1, \dots, \nu_n$ is the corresponding Littlewood-Richardson coefficient $\dim(V_\lambda \otimes V_\mu \otimes V_\nu)^{GL_n(\mathbb{C})}$.*

(Note that the fact that the sum of the constant coordinates on the outgoing edges is zero already implies that $\lambda + \mu + \nu$ is in the root lattice tensored with the rationals.)

4. THE HIVE MODEL

Let H be a triangular array of points, hereafter called the **hive vertices**, $n + 1$ on a side for a total of $\binom{n+2}{2}$. All together, H will be referred to as the **big hive triangle**, and triples of adjacent vertices as the **(little) hive triangles**. The little hive triangles come in right-side-up and upside-down versions. The three boundary edges of the hive will be called the **long edges**.

Of most interest to us are the rhombi formed by pairs of adjacent hive triangles. Each such rhombus has two **acute vertices** and two **obtuse vertices**. There are three possible directions a rhombus may face.

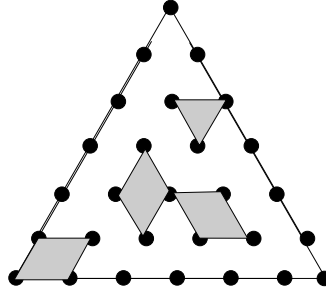


FIGURE 6. The big hive triangle for $n = 6$, a little hive triangle, and a rhombus in each orientation.

Define the vector space $\mathbf{hive} := \mathbb{R}^H$ of labelings of H by real numbers. This vector space contains the **integral hives** \mathbb{Z}^H .

if λ, μ, ν and λ', μ', ν' are two such triples, then so is $\lambda \cup \lambda', \mu \cup \mu', \nu \cup \nu'$. Of course, there is a simpler proof, where one takes the three direct sums of the Hermitian matrices.

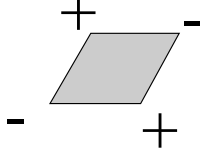


FIGURE 7. The dot-product picture of a rhombus inequality.

Each rhombus $\rho \subseteq H$ gives a functional on **hive**, defined as the sum at the acute vertices minus the sum at the obtuse vertices (as seen in figure 7). This gives a **rhombus inequality**, asking that the rhombus functional be nonnegative. The cone in **hive** satisfying all these inequalities is called **HIVE**, and we will call its elements, simply, hives.

Lemma 2. *Let $h \in \mathbf{HIVE}$ be a hive, and $ABCD$ and $ABDE$ be two rhombi overlapping in a triangle ABD . If both rhombi give inequalities satisfied with equality by h , then the two rhombi $CDFG$ and $DEFG$ on the other side of the hexagon $ABCDEF$ containing $ABCD$ and $ABDE$ also give inequalities satisfied with equality by h .*

AB
CDE
FG

Proof. We use an alternate way to write a rhombus inequality: $O_1 - A_1 = A_2 - O_2$, where O_1, O_2 are the obtuse vertices and A_1, A_2 the acute.

Our equalities are $A + D = B + C$ and $B + D = A + E$, or $A - B = C - D = D - E$. So

$$F - G \geq C - D = A - B = D - E \geq F - G$$

Therefore $C - D = F - G = D - E$, giving us the other two rhombus equalities. \square

Define **horn** as the vector space of labelings of just the boundary of the hive triangle. The restriction $\mathbf{hive} \rightarrow \mathbf{horn}$ projects **HIVE** onto a cone we now label **HORN**. This will turn out to be the cone cut out by Klyachko's system of inequalities.

Proposition 1. *Let (λ, μ, ν) be a triple of nonincreasing lists of reals with $\sum_i \lambda_i + \mu_i + \nu_i = 0$. Let $\text{Tr } \lambda$ denote $\sum_i \lambda_i$ (likewise $\text{Tr } \mu, \text{Tr } \nu$). Then the space of size n honeycombs with semiinfinite edges λ, μ, ν (as in figure 2) can be identified with the space of hives with*

- top entry 0,
- NE edge entries $0, \lambda_1, \lambda_1 + \lambda_2, \dots, \text{Tr } \lambda$,
- bottom edge entries $\text{Tr } \lambda, \text{Tr } \lambda + \mu_1, \text{Tr } \lambda + \mu_1 + \mu_2, \dots, \text{Tr } \lambda + \text{Tr } \mu$,
- NW edge entries $(\text{Tr } \lambda + \text{Tr } \mu), (\text{Tr } \lambda + \text{Tr } \mu) + \nu_1, (\text{Tr } \lambda + \text{Tr } \mu) + \nu_1 + \nu_2, \dots, 0$.

If λ, μ, ν are integral, then the correspondence takes lattice honeycombs to integral hives.

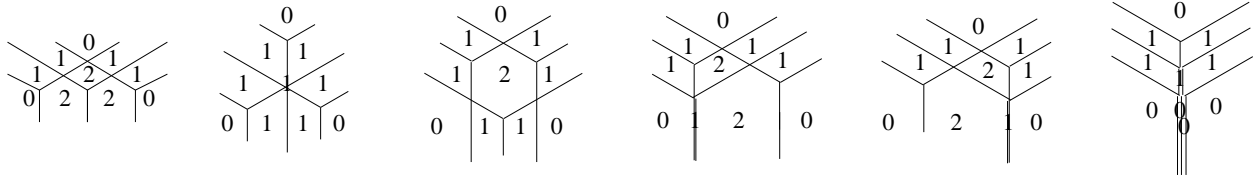


FIGURE 8. The honeycombs computing the tensor square of GL_3 's adjoint representation.

5. THE DECOMPOSITION OF A HIVE TRIANGLE INTO FLATSPACES

Let h be a hive. Let T be the set of rhombi whose rhombus inequalities are satisfied with equality by h . There is a pleasant way to think about these (not necessary for the proofs). Consider the three-dimensional graph of (the linear interpolation of) h , which is a mountain range whose base is the big hive triangle. Then the elements of T give places where the mountain is flat (not necessarily horizontal). Elsewhere, the rhombi bend across their middles, making the mountain convex.

If two rhombi in T overlap in a triangle, then the mountain range over their union is also flat. So we define a **flatspace** of the hive h to be a connected component in the graph whose vertices are the little hive triangles, with two vertices joined by an edge if their union is a rhombus in T .

Proposition 2. *Any flatspace of a hive is convex, and is necessarily one of the following shapes (with possibly different side lengths):*

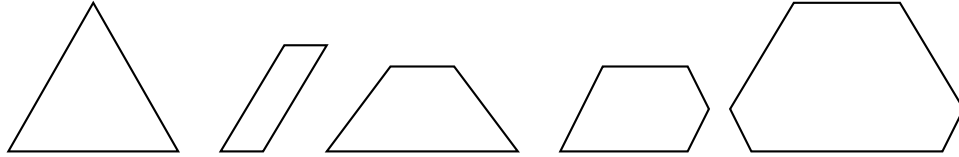


FIGURE 9. The possible flatspace shapes.

Proof. Let p be a hive vertex on the boundary of a flatspace. If four successive triangles (out of a possible six) around it are in the flatspace, then using Lemma 2 we can show all six to be. So the internal angles of the boundary can be only 60° or 120° . In particular, the flatspace must be convex.

In order to turn 360° , we get $2 \times \#\{60^\circ \text{ angles}\} + \#\{120^\circ \text{ angles}\} = 6$. Then $(3, 0)$ gives the triangle, $(1, 4)$ the pentagon, $(0, 6)$ the hexagon, and $(2, 2)$ the rhombus and trapezoid. \square

The other important restriction on flatspaces is very intuitive from the mountain range picture:

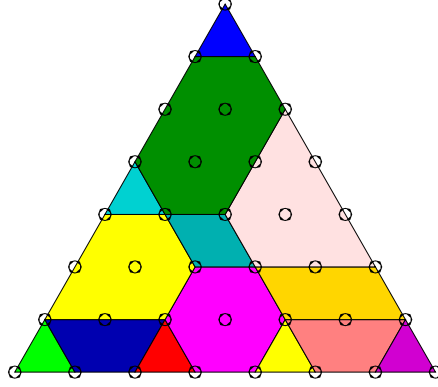


FIGURE 10. An example of a possible decomposition into flatspaces.

Proposition 3. *Let e be an edge of a flatspace of length m , not on the boundary of the large hive triangle. Then on the other side of the edge is a single flatspace, not a union of several.*

Proof. This is also a trivial consequence of Lemma 2. □

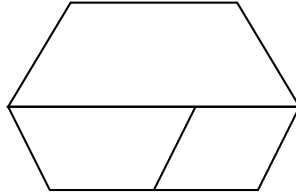


FIGURE 11. A “bifurcated edge” ruled out by Lemma 3.

So if a bee is crawling in one flatspace, and crosses an edge (not on the boundary of the hive triangle), it enters a well-defined other flatspace.

We will call one of the three long edges of a hive **regular** if it has no 3-step arithmetic progressions $[a, a + b, a + 2b]$. Under the correspondence with dominant weights we used in the correspondence with BZ patterns (via honeycombs), regular long edges correspond to regular dominant weights. Note that since this property only depends on the boundary, it's really a property of the element of **HORN** to which the hive projects.

Proposition 4. *Let h be a hive with a regular long edge. Then none of the flatspaces intersects that long edge in a segment of more than length 1.*

Proof. Let A, B, C be the values at equally spaced points along a line in a flatspace (anywhere). By flatness, we have $A - B = B - C$. If this happens within a long edge, we violate regularity. □

For example, the hive in figure 10 has only one regular long edge, the bottom one.

Since each rhombus equality in a hive corresponds to a zero-length edge in the corresponding honeycomb, the flatspaces in a hive correspond to the vertices in the honeycomb.

6. THE UPPER SHELL OF HIVE

Let P be a (possibly unbounded) polytope in a vector space U , $\pi : U \rightarrow V$ a projection that restricts to a proper map $P \rightarrow Q$, and \vec{w} a generic functional on U . Define the “**largest lift**” map $l : Q \rightarrow P$, taking q to the point in $P \cap \pi^{-1}(q)$ with greatest pairing with \vec{w} . By properness, there is a point maximizing this pairing; by genericity of \vec{w} , this point is unique. So the map is well-defined, and in fact is continuous and piecewise-linear.

Define the **upper shell** of P to be the image of l , the set of largest lifts. (In fact this set can be defined even when \vec{w} is merely nonzero, though it may end up larger-dimensional than Q .) In the case of P a tortoise, Q its shadow on the ground at noon, and \vec{w} measuring the height off the ground, the “upper shell” is the upper shell in the usual sense.

We are interested in this map in the case of the projection $\text{HIVE} \rightarrow \text{HORN}$. The functional \vec{w} is chosen to be a generically weighted positive sum of the numbers adorning the hive triangle. Since the largest lift varies continuously with the point in the base, it is enough to study lifts of **regular** points in HORN , defined (as in the last section) as labelings of the boundary of the hive triangle in which for any three successive points h_{i-1}, h_i, h_{i+1} on the boundary, $h_{i-1} - h_i \neq h_i - h_{i+1}$.

The technical heart of the paper is in the following lengthy lemma.

Lemma 3. *Let H be a regular point in HORN , and $l(H)$ the largest hive lying over it, relative to a generic positive functional \vec{w} . Let T be the set of rhombi whose rhombus inequalities are satisfied with equality by $l(h)$. Then no two rhombi of T overlap in a triangle.*

Proof. For b a hive, call a set S of the hive vertices of b “increasable” if a small constant can be added to all of them without any rhombus inequalities being violated. Since $l(H)$ is a largest lift with respect to a positive \vec{w} , it can have no increasable subsets.

Consider the decomposition of $l(H)$ into flatspaces. Our goal is thus to show that the only flatspaces are unit triangles and unit rhombi. The way we will do this is to assume otherwise, use this to find an increasable set, and thus reach a contradiction.

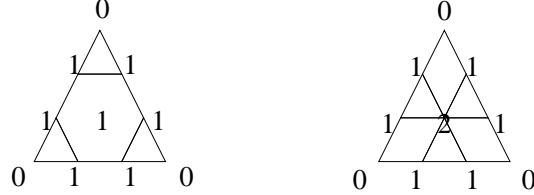
One instance of this principle is very simple:

Sublemma 1. *Hexagons do not occur as flatspaces in $l(H)$.*

Proof. Take S to be the set of vertices interior to such a hexagon. One checks that any rhombus in the hexagon intersects S in at least as many obtuse vertices as acute. As such, all those rhombus inequalities continue to be satisfied if everything in S is increased by the same positive constant. The only inequalities that might then be violated come from rhombi half-in, half-out of the hexagon, each of which currently has some slack. So S is an

increasable set of vertices, leading to the aforementioned contradiction, and therefore the hexagon did not exist. \square

Example. We saw before that in the tensor square of the adjoint representation, the adjoint representation itself occurs twice. In figure 6 we see the flatspaces in those two hives.



The first has a hexagonal flatspace, which we know abstractly has increasable interior; and indeed, once we increase it we get the second.

We can't apply this same principle to a flatspace containing a 60° angle because the rhombus poking into that corner intersects the interior vertices in (only) an acute vertex, making it impossible to increase the number on that point of the hive while leaving the other three vertices of the rhombus alone. So we will have to build a large region consisting of several flatspaces glued together, and let S be the interior of that.

Let m be a length of the longest edge of any flatspace. Our goal, then, is to show that $m = 1$ (ruling out trapezoids and pentagons).

Sublemma 2. *If $m > 1$, there must be a trapezoid or pentagon flatspace with an edge of length m .*

Proof. Otherwise, consider the union of all the flatspaces having a side of length m – necessarily only triangles and parallelograms – and look at a corner on the outer boundary of this union. If the two edges of the union meeting at this vertex are each of length $< m$, this vertex must be at acute vertices of two parallelograms; follow one of these edges to the next corner on the boundary, now necessarily adjacent to a boundary edge of length m . But by proposition 4, this edge must be not only on the boundary of the union but on the boundary of the hive triangle. This is a contradiction, since we assumed we were dealing with a regular element of HORN. \square

Essentially, the point is that the trapezoids and pentagons each can have only one edge of length m , so attaching them to this union is a way of capping its growth. Without them, the union necessarily grows to the boundary of the big hive triangle, forcing a contradiction with regularity.

We now give a recipe that (if $m > 1$) produces a union of flatspaces whose interior is an increasable set. The second sublemma delivers the first ingredient, a trapezoid or pentagon with an edge of length m . Label this the “hot” flatspace, and its length m edge the “hot” edge. There are three possible directions for this edge; choose one of the other two and call

it the “forbidden” direction. Call the direction of the outward normal to the first hot edge the “windward” direction.

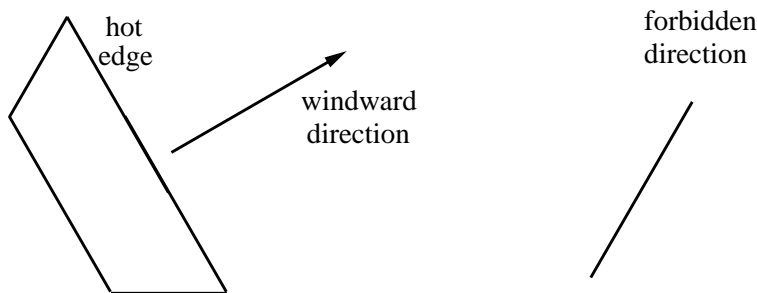


FIGURE 12. A hot trapezoid, its hot edge, a choice of forbidden direction, and the windward direction.

Now repeat the following, building up a certain region as a union of flatspaces:

1. Cross the hot edge, finding another flatspace. This now becomes the hot flatspace. Attach it to the region we’re building.
2. If the new hot flatspace has no other edges of length m (being a trapezoid or pentagon), then cool down the hot edge, and we’re done. Otherwise
3. If the new hot flatspace is a triangle, choose as our new hot edge the remaining nonforbidden one. Otherwise it’s a parallelogram, in which case choose as our new hot edge the one parallel to the current hot edge.

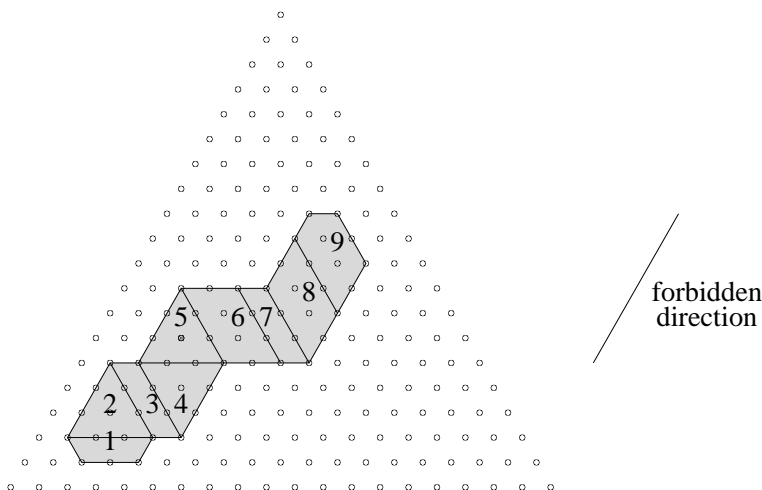


FIGURE 13. One possible end result of this recipe for amalgamating flatspaces, with the regions labeled in order of visitation.

Then by induction, we have the following properties of a partly built region:

1. we never choose an edge in the forbidden direction to be “hot”.
2. when crossing a hot edge, we always move in the windward direction (within 60°). In particular we never go in circles.
3. the hot edge is never on the boundary of the large hive triangle, so the only way the algorithm terminates is by hitting a trapezoid or pentagon, and cooling the last hot edge.
4. the only rhombi in T that intersect the interior of our region in more acute vertices than obtuse vertices hit the hot edge.

The second and third properties guarantee that this recipe terminates, so eventually there is no hot edge. The fourth then says that there are no rhombi preventing the simultaneous increase of the vertices in the interior of this compound region.

So the interior of this region is an increasable set. Since we assumed we were at a largest lift with no further possible increase, the interior must be empty. This says that $m = 1$, saying that all the flatspaces were small triangles or small rhombi (since hexagons have been ruled out), i.e. that the rhombi in T did not overlap. \square

It is worth noting that this lemma can be rewritten to construct a largest lift of a point of **HORN**, given any hive lying above it. Determine the set of rhombus equalities T , build the flatspaces, and look for increasable sets – first the interiors of hexagons, then of the compound regions produced by the recipe. In each case increase them as much as possible (changing T in the process). The careful reader may now be disturbed by the fact that \vec{w} does not enter this algorithm, and indeed we are being rather disingenuous; this only constructs a largest lift with respect to *some* \vec{w} . (For the obvious nongeneric choice $\vec{w} \equiv 1$, the largest lift is frequently nonunique.)

7. PROOF OF THE SATURATION CONJECTURE

Theorem 2. *The largest-lift map $\mathbf{HORN} \rightarrow \mathbf{HIVE}$ is a piecewise \mathbb{Z} -linear map. Consequently, any integral point in **HORN** has an integral hive above it, which (by the BZ interpretation of the lattice points in these polytopes) means that if the sum of the three weights is in the root lattice, the corresponding triple tensor product has a $GL_n(\mathbb{C})$ -invariant vector.*

Proof. Since the largest-lift map is continuous, it is enough to consider regular points a of **HORN**. By lemma 3 from section 3, the largest lift $l(a)$ satisfies with equality only a set of rhombus inequalities coming from nonoverlapping rhombi.

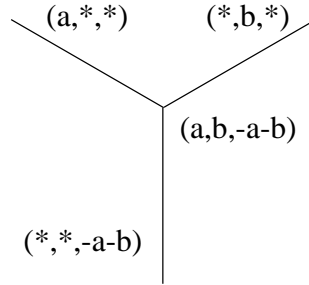
Consider now the corresponding honeycomb to $l(a)$. (Technically, before we do this, we must subtract the value at the top of the hive from all the entries.) Since the rhombi don’t overlap, this honeycomb is not particularly degenerate – its vertices only look like Y’s (possibly upside down) or the intersection of two lines. ⁵

⁵Worse degeneracies can be seen in the $(\mathfrak{sl}_3)^{\otimes 2}$ example from before – but only when the bottom edge does not correspond to a regular weight, or the hive is not a largest lift.

By the construction in section 3, we can regard this as a nondegenerate configuration of a simpler tinkertoy, where each overlapping-line vertex is removed, and the five edges (one of length zero) replaced by the two lines going through.

The hive was supposed to be unique, subject to satisfying this set of rhombus equalities, and having a as boundary. Correspondingly, this reduced tinkertoy is supposed to have no degrees of freedom once the semiinfinite edges are fixed in place. By lemma 1, this implies that its underlying graph is acyclic. (In fact for generic triples (λ, μ, ν) it is a tree, but we won't need this.)

In this tinkertoy, each vertex is degree 3, touching some finite and some semiinfinite edges. Consider the subgraph of finite edges, also acyclic, and inductively pull off vertices of degree 1. Each is connected to two semiinfinite edges, each with one constant coordinate, and therefore that vertex's coordinates are integrally determined by the constant coordinates on those edges. In particular the constant term on the finite edge coming out is integrally determined by those on the two semiinfinite edges.



So we can remove the vertex and recurse. Eventually all the coordinates are integrally determined from those on the semiinfinite edges. \square

8. APPENDIX: THE EQUIVALENCE WITH AND DEFINITION OF BERENSTEIN-ZELEVINSKY PATTERNS

Let η be a hexagon with 120° angles and two vertical edges. Define the **torsion** of η to be the length of the left edge minus that of the right edge.

Proposition 5. *The torsion of η and that of each 120° rotation of η agree.*

Proof. For a regular hexagon they are all zero. If one translates one edge of η out from the center, the edge shrinks and its two neighboring edges grow, keeping the torsions equal. Any position of the hexagon can be achieved by composing such translations. \square

Let c be a configuration of a honeycomb. We will assign a number to each region in the honeycomb, other than the sectors at the three corners, using c . This will turn out to be a Berenstein-Zelevinsky pattern.

1. Each hexagon is assigned its torsion.
2. Each semiinfinite wedge on the NE long edge of the honeycomb is assigned the length of its west edge.
3. Each semiinfinite wedge on the NW long edge of the honeycomb is assigned the length of its SE edge.
4. Each semiinfinite wedge on the bottom long edge of the honeycomb is assigned the length of its NE edge.

(This is set up to be as to be 120° -rotation invariant.)

For any region not on the NW long edge, the sum of the region-entries at and to the right of that point telescopes to the length of an edge, necessarily nonnegative. (Likewise for 120° rotations.)

To determine the sum across an entire row is a little trickier. We need to relate the length of an edge to the constant coordinates on neighboring edges. Orient the honeycomb edges *into* all **Y** vertices, and concomitantly *out of* all upside-down-**Y** vertices. Then the length and constant coordinates are related thusly:

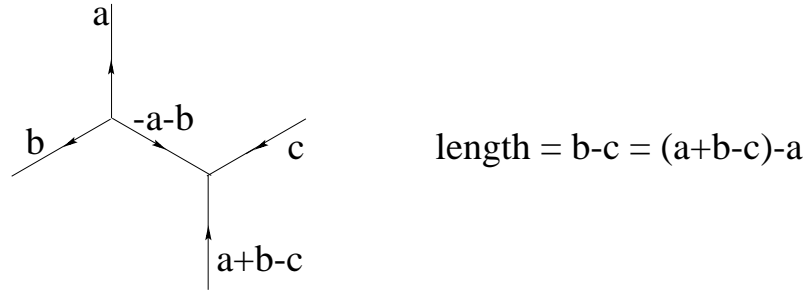


FIGURE 14. Formula for the length of an edge. The edges in the honeycomb are labeled with their constant coordinates.

So the sum across an entire left-right row, with a semiinfinite wedge at the left end, is

1. the sum of the lengths of the two finite edges of that wedge
2. the difference of the constant coordinates of the semiinfinite edges of that wedge.

(By 120° -rotational symmetry the same is true for sums in other directions.)

In particular, if the constant coordinates of the semiinfinite edges are interpreted as the coefficients λ_i, μ_i, ν_i of three dominant weights (in nonincreasing order) as in the rest of the paper, the labeling of the regions exactly matches the definition of **Berenstein-Zelevinsky pattern** as given in [Z] (only one of many realizations, others to be found in the original [BZ]).

The central theorem in [BZ] gives a formula for Littlewood-Richardson coefficients as the number of BZ patterns with given boundary values. For us, the theorem reads as follows:

Theorem. *Let λ, μ, ν be a triple of dominant weights of $GL_n(\mathbb{C})$ whose sum is in the root lattice. Then the number of integral honeycombs whose semiinfinite edges have constant coordinates $\lambda_1, \dots, \lambda_n, \mu_1, \dots, \mu_n, \nu_1, \dots, \nu_n$ is the corresponding Littlewood-Richardson coefficient $\dim(V_\lambda \otimes V_\mu \otimes V_\nu)^{GL_n(\mathbb{C})}$.*

REFERENCES

- [BZ] A. Berenstein, A. Zelevinsky, Triple multiplicities for $sl(r+1)$ and the spectrum of the exterior algebra of the adjoint representation, *J. Alg. Comb.*, **1** (1992), 7 - 22.
- [F] W. Fulton: *Eigenvalues of sums of Hermitian matrices (after A. Klyachko)*, Séminaire Bourbaki. (1998).
- [H] A. Horn, Eigenvalues of sums of Hermitian matrices, *Pacific J. Math.*, **12** (1962), 225-241.
- [K] A.A. Klyachko, Stable vector bundles and Hermitian operators, *IGM, University of Marne-la-Vallee preprint* (1994).
- [Z] A. Zelevinsky, Littlewood-Richardson semigroups, [math.CO/9704228](#).

E-mail address: allenk@alumni.caltech.edu

MATHEMATICS DEPARTMENT, BRANDEIS UNIVERSITY, WALTHAM, MASSACHUSETTS

E-mail address: tao@math.ucla.edu

MATHEMATICS DEPARTMENT, UCLA, LOS ANGELES, CALIFORNIA