

KNOT TYPES, HOMOTOPIES AND STABILITY OF CLOSED ELASTIC RODS

THOMAS A. IVEY AND DAVID A. SINGER

ABSTRACT. The energy minimization problem associated to uniform, isotropic, linearly elastic rods leads to a geometric variational problem for the rod centerline, whose solutions include closed, knotted curves. We give a complete description of the space of closed and quasiperiodic solutions. The quasiperiodic curves are parametrized by a two-dimensional disc. The closed curves arise as a countable collection of one-parameter families, connecting the m -fold covered circle to the n -fold covered circle for any m, n relatively prime. Each family contains exactly one self-intersecting curve, one elastic curve, and one closed curve of constant torsion. Two torus knot types are represented in each family, and all torus knots are represented by elastic rod centerlines.

INTRODUCTION

The elastic curve of Bernoulli and Euler arises as the solution of the variational problem of minimizing the total squared (geodesic) *curvature* (defined below) of a curve with prescribed boundary conditions and fixed length. In [5], Langer and Singer parametrized the space of (similarity classes of) elastic curves by a triangular region of the plane; the closed curves form a countable set of points lying on a single curve c within the triangle. The elastic curves determined by points on c are *quasiperiodic*; that is, they are either closed curves or they wind densely around a torus of revolution and are self-congruent under a discrete group of rotations of the torus about its axis. The closed curves are in 1-to-1 correspondence with the knot types which are (k, n) -torus knots for $k < n/2$.

A generalization of the elastic curve can be obtained by adding the additional constraint that the integral of the *torsion* be held constant. Thus we seek an extremal γ for the Lagrangian

$$\mathcal{F}[\gamma] = \lambda_1 \int_{\gamma} ds + \lambda_2 \int_{\gamma} \tau ds + \lambda_3 \int_{\gamma} \kappa^2 ds, \quad \lambda_3 \neq 0 \quad (1)$$

Here, κ and τ , the curvature and torsion, are the coefficients of the *Frenet equations* for a canonical orthonormal (Frenet) frame T, N, B along γ , given by

$$\frac{d\gamma}{ds} = T, \quad T' = \kappa N, \quad N' = -\kappa T + \tau B, \quad B' = -\tau N.$$

The constants λ_1 , λ_2 and λ_3 are Lagrange multipliers.

That this is an appropriate generalization of elastic curves is a consequence of a theorem of Langer and Singer (cf. [6], Theorem 1): If γ is the centerline of a *uniform symmetric Kirchhoff elastic rod* (see section 6), then γ is an extremum for the Lagrangian (1). In fact, as we show in section 6, the converse of this theorem also holds. Thus we may refer to extremals of (1) as elastic rod centerlines. Our main results are

Theorem 1. Every torus knot type is realized by a smooth closed elastic rod centerline.

Theorem 2. The similarity classes of quasiperiodic elastic rod centerlines are parametrized by the closed unit disc. (Quasiperiodic centerlines are those which are either closed or wind densely around a torus.) The closed rod centerlines form a countable family of curves in the disc. Each such curve represents a regular homotopy of closed curves within the set of smooth closed elastic rod centerlines. For any relatively prime positive integers k, n , there exists a regular homotopy, between the k -times-covered circle and the n -times covered circle. The homotopy includes exactly one elastic curve, one self-intersecting elastic rod centerline, and one closed curve of constant torsion.

Figure 1 shows the members of one such homotopy of closed elastic rod centerlines.

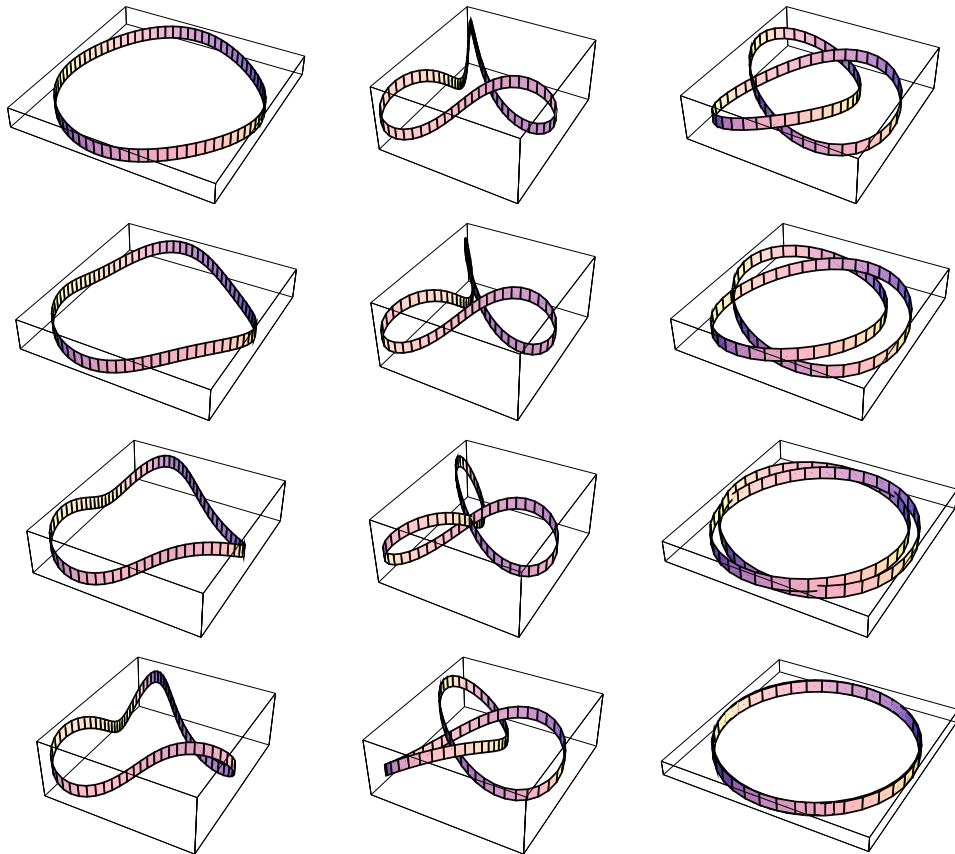


FIGURE 1. Elastic rod centerlines along the homotopy joining the once-covered circle to the twice-covered circle.

We will now give an outline of the rest of the paper. In §1 we detail the explicit solution of the variational problem for (1). In §2 we show how parameters can be chosen so that the equilibria are smooth closed curves, and we show that, with a few exceptions, these are embedded and lie on tori of revolution. In §3 we introduce a new parametrization of the space \mathcal{D} of quasiperiodic elastic rods, and point out loci inside this space that represent elastic curves, curves of constant torsion, self-intersecting curves, etc. In §4 we consider what the elastic rods look like at the boundary of \mathcal{D} , and prove Theorem 1. In §5 we examine the level curves of a certain function on \mathcal{D} which turn out to give the homotopies of Theorem 2, and prove a uniqueness theorem (Theorem 4), conjectured in [2], on the knot types of elastic rods of constant torsion. In §6 we relate the variational problem to the Kirchhoff elastic rod and discuss the question of stability. The problem of stability for closed elastic rods has been extensively investigated, using bifurcation theory, by K. Rogers (see [12], [9]). Here we examine the second variation formula in certain specific examples. This leads to a result in §7, specifying the precise nature of stability for the untwisted “figure eight” elastic rod.

The authors would like to thank Joel Langer, Annalisa Calini, and Ron Perline for helpful discussions and encouragement.

1. ELASTIC RODS IN CYLINDRICAL COORDINATES

In this section, we will recapitulate the integration of the Euler-Lagrange equations for the Kirchhoff elastic rod by Langer and Singer [6].

Suppose γ is a space curve which is critical for the functional (1) with respect to variations that keep the endpoints fixed to second order. The resulting Euler-Lagrange equations (see §4 in [6]) have the following

first integrals:

$$\begin{aligned} \kappa^2(2\lambda_3\tau - \lambda_2) &= c \\ \lambda_3^2\kappa_s^2 + \frac{1}{4}(\lambda_3\kappa^2 - 2\lambda_1)^2 + \kappa^2(\lambda_3\tau - \lambda_2)^2 &= \mu^2 \end{aligned} \quad (2)$$

The latter equation allows us to express the curvature as

$$\kappa^2 = \kappa_0^2 \left(1 - \frac{p^2}{w^2} \operatorname{sn}^2(t, p)\right), \quad t = \frac{\kappa_0 s}{2w}$$

where $0 \leq p \leq w \leq 1$, and p, w are related to the other parameters by

$$\begin{aligned} \frac{4\lambda_1\lambda_3 - \lambda_2^2}{\lambda_3^2} &= \frac{\kappa_0^2}{w^2}(3w^2 - p^2 - 1) \\ \frac{c^2}{\lambda_3^2} &= \frac{\kappa_0^6}{w^4}(1 - w^2)(w^2 - p^2) \end{aligned} \quad (3)$$

Another consequence of the first integrals is that the vector field

$$J = \frac{1}{2}(\lambda_3\kappa^2 - 2\lambda_1)T + \lambda_3\kappa_s N + \kappa(\lambda_3\tau - \lambda_2)B$$

is constant along γ (cf. Thm. 2 in [6]). Setting $\kappa = \kappa_0$ in (2) gives

$$|J|^2 = \mu^2 = \frac{1}{4}(\lambda_3\kappa_0^2 - 2\lambda_1)^2 + \frac{\kappa_0^2}{4}\left(\frac{c}{\kappa_0^2} - \lambda_2\right)^2 \quad (4)$$

In addition to J ,

$$I = \lambda_2 T + \lambda_3 \kappa B$$

is the restriction to γ of a Killing field, generating a screw motion in \mathbb{R}^3 . Since $I + J \times \gamma$ is constant, J turns out to be parallel to the axis of the screw motion. In fact, we will translate the curve so that $I = aJ + \gamma \times J$.

The Killing fields I and J define a natural system of cylindrical coordinates r, θ, z , in which J points along the positive z -axis. Computing $I \cdot J$ in two ways gives

$$a\mu^2 = \frac{1}{2}\lambda_3 c - \lambda_1 \lambda_2.$$

Computing $I \cdot I$ in two ways gives

$$\mu^2(r^2 + a^2) = \lambda_2^2 + \lambda_3^2 \kappa^2, \quad (5)$$

giving us the r -coordinate along γ . Computing $T \cdot J$ gives

$$\mu z_s = \frac{1}{2}\lambda_3 \kappa^2 - \lambda_1 \quad (6)$$

and computing $T \cdot I$ gives

$$\theta_s = \frac{a\mu z_s - \lambda_2}{\mu r^2}.$$

Since r^2 and κ^2 are both of the form $A + B \operatorname{sn}^2 t$, $z(s)$ and $\theta(s)$ can be computed in terms of elliptic integrals of the second and third kind, respectively; we will do so below.

2. CLOSURE CONDITIONS

Without loss of generality, we may assume $\lambda_3 = 1$. By applying a similarity to a rod we may assume that the maximum curvature $\kappa_0 = 1$. Then the shape of the elastic rods depends on λ_1, λ_2 and the constant of integration c , with $\mu > 0$ determined by (4). (We will ultimately use a different set of parameters, though.) We would like to see what choices of the parameters lead to closed curves.

Since κ^2 is a $2K$ -periodic function of $t = k_0 s / (2w)$ (where $K = K(p)$ is a complete elliptic integral of the first kind), equation (5) implies that r is periodic. Likewise, (6) shows that z_t is periodic, and z will be periodic if and only if $\int_0^{2K} z_t dt = 0$; this is equivalent to

$$w^2 - p^2 + w^2 \lambda_2^2 = \frac{2E(p)}{K(p)} - 1 \quad (7)$$

(cf. equation (26) in [6]). So, in order for a rod to have periodic z coordinate,

$$A(p) := \frac{2E(p)}{K(p)} - 1$$

must not be negative. Since the behaviour of $A(p)$ as a function of p will be important in what follows—for example, the sign restriction gives us an upper bound on p —we will summarize the properties of $A(p)$ which we will need.

Proposition 2.1. For $p \in [0, 1]$, $A(p)$ is a smooth monotone decreasing function of p , with $A(0) = 1$ and $A(1) = -1$; and,

$$1 - p^2 < A + p^2 < 1$$

for $p \in (0, 1)$.

Proof. The behaviour of A at each end follows from that of E and K . Using differentiation formulas from [1], we have

$$\frac{dA}{dp} = 2 \left(\frac{E - K}{pK} - \frac{E}{K^2} \left(\frac{E - (p')^2 K}{p(p')^2} \right) \right) = -\frac{2}{p} \left((1 - E/K)^2 + \frac{p^2 E^2}{(p')^2 K^2} \right) < 0$$

and

$$\frac{d}{dp}(A + p^2) = -\frac{2}{p} \left(p' - \frac{E}{Kp'} \right)^2 < 0.$$

Finally,

$$2p \frac{d}{dp}(A + 2p^2 - 1) = 4p^2 - (A + 2p^2 - 1)^2 / (p')^2.$$

The last equation shows that, after $A + 2p^2 - 1 = 0$ at $p = 0$, it remains positive until $p' = 0$. \square

Let $p_{\max} \approx .9089085$ be the value of p where $A = 0$. When $p = p_{\max}$, the closure condition (7) forces $w = p$, hence $c = 0$ and the torsion is zero, and $\lambda_2 = 0$; then the elastic rod becomes a planar figure-eight elastic curve (cf. Figure 1 in [5].)

When we impose the closure condition (7), the formula for the derivative of θ becomes

$$\frac{d\theta}{dt} = U + \frac{N}{1 - M \sin^2 t}, \quad (8)$$

where

$$U = a\mu w, \quad N = \frac{\frac{U}{2}(1 - A) - 2\lambda_2\mu w^3}{p^2 + A - U^2} - U, \quad M = \frac{p^2}{p^2 + A - U^2}.$$

(It will follow from calculations in the next section that $0 \leq A - U^2 < (p')^2$, so $p^2 < M \leq 1$.) Assuming $M < 1$, we now use formula 434.01 in [1] to compute θ . The following identity is necessary for simplifying the result:

$$N^2 = \frac{(1 - M)(M - p^2)}{M}. \quad (9)$$

Then

$$\theta(t) = Ut + \operatorname{sgn}(N) \left[\left(\left(\frac{E}{K} - 1 \right) F(\hat{\xi}, p') + E(\hat{\xi}, p') \right) t - \frac{1}{2i} \ln \frac{\Theta_1(t - iF(\hat{\xi}, p'))}{\Theta_1(t + iF(\hat{\xi}, p'))} \right],$$

where

$$\hat{\xi} = \sin^{-1} \left(\sqrt{\frac{M - p^2}{(p')^2 M}} \right), \quad (10)$$

$p' = \sqrt{1 - p^2}$, and Θ_1 is the Jacobi theta function [1] with period $2K$ and $\Theta_1(K + iK') = 0$. The change in θ over one period of the other coordinates r, z is given by

$$\Delta\theta = 2KU + 2 \operatorname{sgn}(N) \left((E - K)F(\hat{\xi}, p') + KE(\hat{\xi}, p') \right). \quad (11)$$

The rod will be periodic if the parameters are chosen so that $\Delta\theta$ is a rational multiple of 2π .

Theorem 3. An elastic rod centerline of non-constant curvature can intersect itself only at the origin of the natural system of cylindrical coordinates. If this does not occur, and the centerline is closed, then it is embedded and lies on an embedded torus of revolution.

Proof. Note that the curvature is constant if and only if $p = 0$, giving a planar curve; we will assume $p > 0$. We've observed that r^2 and z are $2K$ -periodic functions of t . The minimum value of r^2 is non-negative (see Lemma 3.1 below) and occurs when $t = 0$.

Suppose that $r_{\min} > 0$. Then $r(t)$ is a smooth positive function with stationary points at $t = 0$ and $t = K$, giving the maximum and minimum values in each $2K$ period. Because of the condition (7),

$$z(t) = \frac{1}{\mu w} \frac{\Theta'(t)}{\Theta(t)}, \quad (12)$$

where Θ is the Jacobi theta function with period $2K$ and $\Theta(iK') = 0$. Then $z(t)$ is a smooth odd function with stationary points where $\text{dn}^2 t = E/K$, giving the maximum and minimum values in each period. Thus, $r(t)$ and $z(t)$ trace out a simple closed curve in the rz half-plane. It follows that the rods lie on embedded tori of revolution.

We would like to show that the rod is in fact embedded. Suppose θ and ϕ are longitudinal and latitude on the embedded torus. We have already seen that $\phi(t)$ is a monotone increasing function along the rod, with $\phi(t + 2K) = \phi(t) + 2\pi$. Since θ_t is periodic, it follows that the rod can intersect itself only when it closes up smoothly.

In the case where $r_{\min} = 0$, we can similarly argue that $r(t)$ and $z(t)$ trace out a closed curve in the rz half-plane, which is smooth except at the origin. Replacing ϕ with a local coordinate along the smooth part of this curve, we again see that the rod cannot intersect itself except at the origin. \square

We conclude this section by giving formulae for the rods in Cartesian coordinates. Let $\Lambda = \Delta\theta/(2K)$. Then

$$\begin{aligned} r \cos \theta &= \sqrt{\frac{2Kpp'}{\pi}} \frac{e^{i\Lambda t} \Theta_1(t \pm i\hat{F}) + e^{-i\Lambda t} \Theta_1(t \mp i\hat{F})}{2\mu w \Theta(t) H_1(i\hat{F})} \\ r \sin \theta &= \sqrt{\frac{2Kpp'}{\pi}} \frac{e^{i\Lambda t} \Theta_1(t \pm i\hat{F}) - e^{-i\Lambda t} \Theta_1(t \mp i\hat{F})}{2i\mu w \Theta(t) H_1(i\hat{F})}, \end{aligned} \quad (13)$$

where $\hat{F} = F(\hat{\xi}, p')$, and the upper sign is taken when $N > 0$, the lower sign when $N < 0$.

The formula (12) for z bears a striking resemblance to the representation of planar elastic curves in terms of theta functions obtained by Mumford [10]. In fact, one can check that as $p \rightarrow p_{\max}$, and our elastic rod becomes planar, (12) and (13) agree with Mumford's formula in the limit.

3. THE SPACE \mathcal{D} OF QUASIPERIODIC ELASTIC RODS

Because the curvature and torsion are $2K$ -periodic in t , the curve will consist of successive congruent segments which join together smoothly; when we impose the closure condition in the z coordinate, the segments will be congruent by a rotation in θ . Thus, the rod centerline will either close up smoothly after a finite number of segments, or wind densely around a torus. We call these *quasiperiodic* elastic rods.

Such curves depend on two parameters; one possible choice of parameters is the elliptic modulus p and the parameter λ_2 . However, we will view the parameter space as a unit disk in the XY plane, where X and Y are related to the other parameters as follows: set

$$X = \lambda_2 w, \quad Y = \frac{cw^2}{\sqrt{1-w^2}}, \quad Z = cw^2.$$

Then, from (3) and (7),

$$w = \sqrt{Y^2 + p^2}, \quad Z = Y \sqrt{(p')^2 - Y^2}, \quad X^2 + Y^2 = A(p).$$

(The last equation is equivalent to (7).) If $p \in (0, p_{\max})$ then $w > 0$, and X and Y are seen to be smooth invertible functions of c and p , tending to the origin as p approaches p_{\max} and tending to the edge of the unit disk as p approaches zero. In terms of X, Y, Z and w , the constants used in the rod formulae are:

$$\begin{aligned} \lambda_1 &= \frac{1}{2} + \frac{A-1}{4w^2}, \quad \mu = \frac{\sqrt{(1-A)^2 + 4(Z-wX)^2}}{4w^2} \\ U &= a\mu w = \frac{2w(Z-wX) + X(1-A)}{4\mu w^2} \end{aligned}$$

We will let \mathcal{D} stand for the open unit disk in the XY plane, with the origin omitted for convenience. On \mathcal{D} , we will also use the angle coordinate ϕ , where

$$X = \sqrt{A(p)} \cos \phi, \quad Y = \sqrt{A(p)} \sin \phi.$$

Thus, p, ϕ are also valid coordinates on \mathcal{D} .

There are several interesting loci inside \mathcal{D} . First, $X = 0$ gives elastic curves. Next, $Y = 0$ gives elastic rods of constant torsion $\tau = \lambda_2/2$; these rods are the starting point for the more elaborate knots of constant torsion produced in [2]. Next, recall that the Killing field

$$I = \lambda_2 T + \lambda_3 \kappa B = aJ + \gamma \times J$$

generates the motion of the elastic rod, up to a tangential piece, under the Localized Induction Equation (cf. [6], Theorem 3 and Corollary 5.1). While in general this is a screw motion, it is natural to ask when it is a pure rotation. Since J is the translational Killing field, defining the z axis for the cylindrical coordinates, I generates a rotation when $I \cdot J = 0$, i.e. when $a = 0$. Setting $a = 0$ gives

$$2Zw = X(A - 1 + 2p^2 + 2Y^2),$$

showing that X and Y must have the same sign along this curve. Substituting in polar coordinates on the disk gives

$$\sin^2 \phi = \frac{(A - 1 + 2p^2)^2}{1 - A^2 - 2A(A - 1 + 2p^2)}.$$

Kida [4] was the first to investigate space curves that move by a pure rotation under the LIE, and for this reason we call this curve in \mathcal{D} the “Kida curve”. It is amusing exercise to verify that, as $p \rightarrow 0$, $\sin^2 \phi$ approaches $2/3$ along the Kida curve (see Fig. 2). Kida also claimed, without proof, that the closed elastic rods in this family have the knot type of a (k, n) torus knot with $|n/k| > 2$. Our results below confirm this.

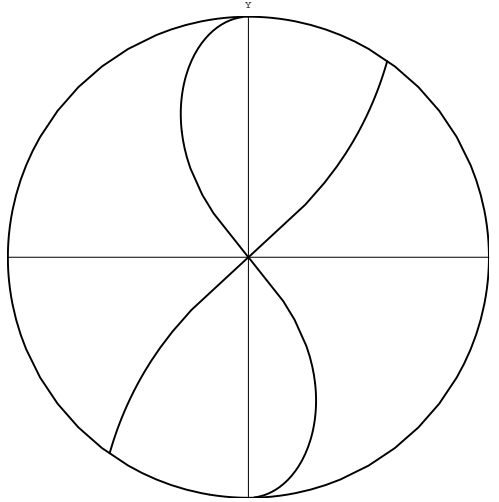


FIGURE 2. The parameter space \mathcal{D} of quasi-periodic elastic rods. Points along the Y axis correspond to elastic curves, along the X axis to elastic rods of constant torsion, and along the S-shaped curve to self-intersecting rods. The Kida curve runs through the first and third quadrants.

A fourth curve in \mathcal{D} of geometric interest corresponds to those rods which are self-intersecting. To locate this curve in \mathcal{D} , we need the following

Lemma 3.1. The minimum value of r^2 along an elastic rod is given by

$$r_{\min}^2 = (A - U^2)/(\mu^2 w^2)$$

If $\hat{\xi}$ is the angle in (10), then

$$A - U^2 = (1 - p^2) \cos^2 \hat{\xi} = V^2 \tag{14}$$

where

$$V := (2Xw\sqrt{1-w^2} - Y(1+A-2w^2))/(4\mu w^2).$$

Proof. Since

$$r^2\mu^2w^2 = X^2 + w^2 - U^2 - p^2\sin^2 t,$$

the minimum value of the right-hand side is $A - U^2$. The proof of (14) is a simple (but tedious) calculation using the equations between various parameters, and we will omit it here. \square

From (14), we see that $r = 0$ is possible only when $V = 0$, i.e.

$$2Xw\sqrt{1-w^2} = Y(1+A-2p^2-2Y^2)$$

Substituting in the polar coordinates on \mathcal{D} and squaring gives

$$\cot \phi = \pm \frac{A + 2p^2 - 1}{2pp'}. \quad (15)$$

Substituting back into the equation for X and Y shows that we should choose the minus sign in (15), giving a curve in the second and fourth quadrants of \mathcal{D} . One can check that, in Figure 3, V is positive to the right of this curve and negative to the left.

It will be shown in §4 that $V^2 < (p')^2$ on \mathcal{D} . If we set $\cos \xi = V/p'$, then angle ξ is (up to 2π) an analytic function of X and Y that is equal to $\hat{\xi}$ to right of the $V = 0$ curve and equal to $\pi - \hat{\xi}$ to the left. (Remember, $\hat{\xi}$ only has range $[0, \pi/2]$.) It follows from (9) and (14) that

$$N^2 = \frac{V^2((p')^2 - V^2)}{V^2 + p^2}.$$

Thus, $N = 0$ if and only if $V = 0$. In fact, the sign of N is opposite that of V . (One can check this, say, by evaluating N along the Kida curve, where $U = 0$.) Since the term

$$2 \left((E - K)F(\hat{\xi}, p') + KE(\hat{\xi}, p') \right)$$

in (11) has limit π as $\hat{\xi} \rightarrow \pi/2$, we see that

$$\Delta\theta = 2KU - 2(E - K)F(\xi, p') - 2KE(\xi, p') \quad (16)$$

plus an additional 2π when $\cos \xi < 0$ (see Figure 3).

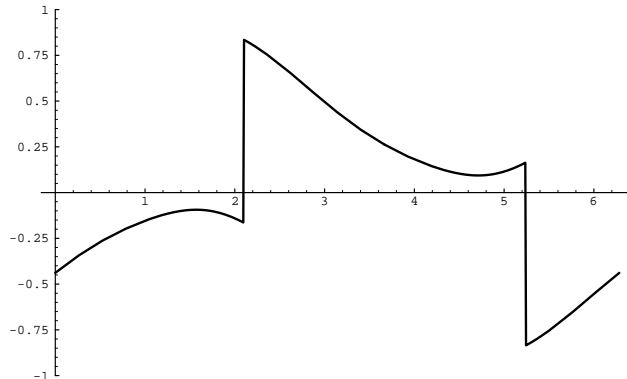


FIGURE 3. A plot of $\Delta\theta/(2\pi)$ as a function of ϕ , for $p = 0.8$. Note the discontinuities, corresponding to rod centerlines that are self-intersecting.

4. BEHAVIOUR ON THE BOUNDARY OF \mathcal{D}

As we approach the boundary of \mathcal{D} , the elliptic modulus approaches zero, and the equation for the curvature

$$\kappa^2 = 1 - \frac{p^2}{w^2} \operatorname{sn}^2 t$$

shows that the curvature of the rod becomes constant, provided w has a nonzero limit at the boundary point. (Henceforth we will assume this is the case; at the points where $p = w = 0$, curvature has an undefined limit.) The torsion has limiting value

$$\tau = (\lambda_2 + c/\kappa_0^2)/(2\lambda_3) = (Z + wX)/w^2$$

But along the boundary,

$$Z \rightarrow Y\sqrt{1-Y^2}, \quad wX \rightarrow X|Y|,$$

so the limiting value of $Z + wX$ is $Y|X| + X|Y|$. Thus, in the second and fourth quadrants the torsion goes to zero, and the rod is a circular arc. In the first and third quadrants the torsion has a nonzero limit, and one might conclude that the limiting shape of the rod is that of a helix. However, the rod itself goes off to infinity in the cylindrical coordinates, i.e.

$$r_{\min}^2 = \frac{A - U^2}{\mu^2 w^2} \rightarrow +\infty.$$

One can see this by checking that

$$\lim_{p \rightarrow 0} (1 - A)/p^2 = 1, \quad \lim_{p \rightarrow 0} 2(Z - wX) = -\cot \phi$$

and hence $U \rightarrow 0$ and $\mu \rightarrow 0$ along this part of the boundary. What one observes experimentally is that, as the parameters values approach the boundary in the first and third quadrants, the congruent segments of the rod become shorter (as $\Delta\theta$ approaches zero) and more and more helical (see Figure 4).

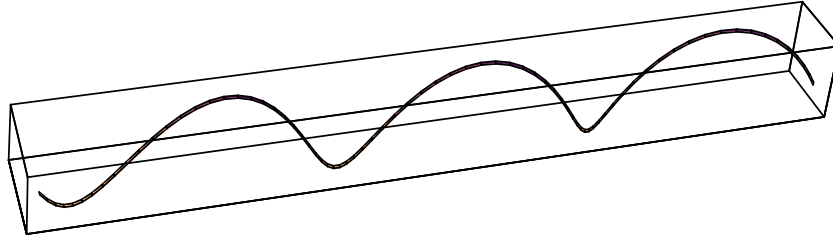


FIGURE 4. Three congruent segments of a nearly helical elastic rod centerline ($p = 0.001$, $\phi = \pi/4$).

For what follows, it will be necessary to know how $\Delta\theta$ behaves along the boundary of \mathcal{D} . It is easy to verify that, as we approach the part of the boundary that is strictly inside the second or fourth quadrants,

$$U \rightarrow Y, \quad \mu w^2 \rightarrow |XY|, \quad M \rightarrow 0, \quad N \rightarrow Y$$

and so $\theta_t \rightarrow 2Y$. Hence along this part of the boundary,

$$\Delta\theta = 2\pi Y. \tag{17}$$

In particular, as ϕ increases, $\Delta\theta$ decreases from 2π to 0 along the second quadrant edge, and increases from -2π to 0 along the fourth quadrant edge.

As we approach the part of the boundary strictly inside the first or third quadrants,

$$\mu \rightarrow 0, \quad U \rightarrow 0, \quad N \rightarrow 0$$

and hence $\theta_t \rightarrow 0$.

Proof. [of Theorem 1] Because of (17) and the continuity of $\Delta\theta$, we see that for any rational number m/n such that $|m/n| \in (0, 1)$, there are points in \mathcal{D} , near the edge in the second ($m/n > 0$) or fourth ($m/n < 0$) quadrants, where $\Delta\theta = 2\pi m/n$. By Theorem 3, the corresponding elastic rod will be embedded and lie on a torus of revolution, and will complete m circuits around the z -axis and n circuits around the waist of the torus before it closes up smoothly. \square

5. BEHAVIOUR OF $\Delta\theta$ ON THE INTERIOR OF \mathcal{D}

Let $\widetilde{\Delta\theta}$ stand for the smooth part of $\Delta\theta$ (i.e. the right-hand side of (16)). In this section we will show that $\widetilde{\Delta\theta}$ has smooth level curves in \mathcal{D} that cross the disk from the second quadrant edge to the fourth quadrant edge, and which cross each of the X -axis, the Y -axis, the Kida curve (where $U = 0$), and the self-intersection locus (where $V = 0$) exactly once. We will start by showing that p and U can be used as coordinates over most of \mathcal{D} , and establishing the smoothness of the level curves in those coordinates.

From (10), we have $A - U^2 = (p')^2 \cos^2 \xi$, and hence for a fixed p ,

$$U \partial U / \partial \phi = (p')^2 \cos \xi \sin \xi \partial \xi / \partial \phi. \quad (18)$$

Lemma 5.1. For $p \in (0, p_{\max})$ fixed, $\partial U / \partial \phi = 0$ if and only if $\cos \xi = 0$.

Proof. Note that V is the numerator of $\cos \xi$, and, on the interior \mathcal{D} , $V = 0$ if and only if $\cos \xi = 0$. Using the derivative formulae

$$\partial X / \partial \phi = -Y, \quad \partial Y / \partial \phi = X, \quad \partial w / \partial \phi = XY/w,$$

we obtain

$$\frac{\partial U}{\partial \phi} = \frac{V(2XZ - 2wX^2 + w(A - 1))(2Y(wX - Z) + \sqrt{1 - w^2}(A - 1))}{16\mu^2 w^5 \sqrt{1 - w^2}}. \quad (19)$$

Note that V is the numerator of $\cos \xi$, and, on the interior \mathcal{D} , $V = 0$ if and only if $\cos \xi = 0$.

To complete the proof, we need to check that the other two factors in the numerator of $\partial U / \partial \phi$ cannot be zero. The middle factor is zero if and only if

$$2XY\sqrt{1 - w^2} = w(1 + X^2 - Y^2);$$

squaring both sides gives

$$w^2(1 - A)^2 + 4p^2X^2 = 0,$$

which is impossible for $p \in (0, p_{\max})$. The last factor in (19) is zero if and only if

$$2wXY = \sqrt{1 - w^2}(1 - A + 2Y^2);$$

squaring both sides gives

$$(1 - w^2)(1 - A)^2 + 4Y^2(1 - A - p^2) = 0,$$

which is also impossible for $p \in (0, p_{\max})$, because of Prop. 2.1. \square

Corollary 5.2. For $p \in (0, p_{\max})$, $\partial \cos \xi / \partial \phi = 0$ if and only if $U = 0$.

Proof. Since $\cos \xi = V/p'$, putting (19) into (18) allows us to cancel out V on both sides. Then the result follows from the remaining equation. \square

Corollary 5.3. For $p \in (0, p_{\max})$, $\sin \xi \neq 0$.

Proof. If $\sin \xi = 0$, then by (18), either $U = 0$ or $\partial U / \partial \phi = 0$. The previous lemma rules out the latter, and we just have to verify that, along the Kida curve, $\cos^2 \xi \neq 1$.

When $U = 0$, $2wZ = X(A - 1 + 2w^2)$, and hence

$$\cos \xi = \frac{A(A - 1 + 2p^2)}{4p'\mu w^2 Y}$$

and

$$16\mu^2 w^4 = (1 - A)^2 + 4A(1 - A - p^2).$$

But squaring each side of $2wZ = X(A - 1 + 2w^2)$ gives

$$A(A - 1 + 2p^2)^2 = Y^2((A - 1 + 2p^2)^2 + 4(A + p^2)(1 - A - p^2)) = 16\mu^2 Y^2 w^4.$$

Hence $\cos^2 \xi = A/(p')^2 < 1$. \square

By Lemma 5.1, we know that away from the curve $V = 0$, p and U can be used as coordinates on \mathcal{D} . Using (16) and $(p')^2 \cos^2 \xi = A - U^2$, we compute

$$\frac{1}{2K} \frac{\partial \widetilde{\Delta\theta}}{\partial U} = 1 - \frac{U(E/K - (p')^2 \sin^2 \xi)}{(p')^2 \cos \xi \sin \xi \sqrt{1 - (p')^2 \sin^2 \xi}}. \quad (20)$$

Lemma 5.4. If $p \in (0, p_{\max})$ is fixed and $\cos \xi \neq 0$, $\partial \widetilde{\Delta\theta} / \partial U = 0$ only when $X = 0$.

Proof. Let $U = \sqrt{A} \cos \omega$ and $V = p' \cos \xi = \sqrt{A} \sin \omega$. Using $(p')^2 \sin^2 \xi = (p')^2 - A \sin^2 \omega$, the right-hand side of (20) is zero if and only if

$$\tan \omega \sqrt{((p')^2 - A \sin^2 \omega)(p^2 + A \sin^2 \omega) - (E/K - (p')^2 + A \sin^2 \omega)} = 0. \quad (21)$$

We will show that the left-hand side of (21) is a monotone function of ω . Then it will follow that the right-hand side of (20), as a function of angle ϕ , can be equal to zero at most once between its vertical asymptotes, which occur when $\cos \xi = 0$.

That (20) vanishes when $X = 0$ is easy to verify. Let

$$h = p^2 + A \sin^2 \omega.$$

Then, when $X = 0$, $Y^2 = A$, and

$$\tan \omega = \frac{-(1 + A - 2w^2)}{2w\sqrt{1 - w^2}}, \quad h = \frac{(1 - A)^2}{16\mu^2 w^4}, \quad 1 - h = \frac{(1 - w^2)(1 + A)^2}{16\mu^2 w^4}$$

and

$$16\mu^2 w^4 = (1 - A)^2 + 4Y^2(1 - w^2).$$

Substituting these in the left hand side of (21) gives zero.

To complete the proof, let $f = \tan \omega \sqrt{h(1 - h)} - h$, which differs from (21) by a term depending only on p . We compute

$$\begin{aligned} \frac{\partial f}{\partial \omega} &= \frac{h(1 - h) \sec^2 \omega + A(1 - 2h) \sin^2 \omega - 2A \sin \omega \cos \omega \sqrt{h(1 - h)}}{\sqrt{h(1 - h)}} \\ &= \frac{(\sqrt{h(1 - h)} - A \sin \omega \cos \omega)^2 + \tan^2 \omega (A + p^2)(1 - A - p^2)}{\sqrt{h(1 - h)}}. \end{aligned}$$

Since all the terms in the numerator and denominator are nonnegative, and never simultaneously zero, we are done. \square

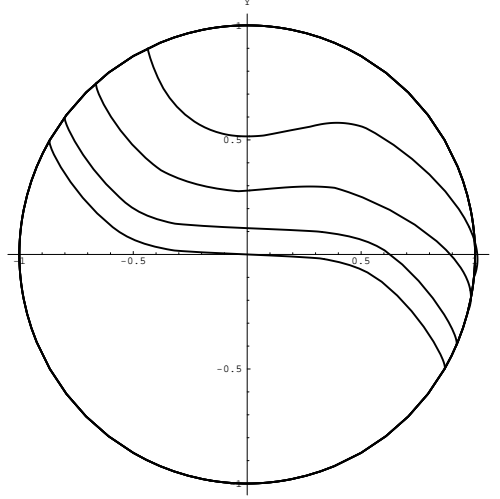
Lemma 5.5. For $p \in (0, p_{\max})$ fixed, $\widetilde{\Delta\theta}$ is a monotone increasing function of ϕ when $X > 0$, and monotone decreasing when $X < 0$.

Proof. First, consider just the $X > 0$ side. Suppose we are at a point where $\cos \xi \neq 0$; then by (5.1) and (5.4), $\partial \widetilde{\Delta\theta} / \partial \phi \neq 0$. On the other hand, when $\cos \xi = 0$, this happens in the fourth quadrant, and by (5.2), $\partial \xi / \partial \phi \neq 0$ there. From (16) we have

$$\begin{aligned} \frac{1}{2K} \frac{\partial \widetilde{\Delta\theta}}{\partial \phi} &= \frac{\partial U}{\partial \phi} - \frac{\partial \xi}{\partial \phi} \left[\frac{(E/K - 1)}{\sqrt{1 - (p')^2 \sin^2 \xi}} + \sqrt{1 - (p')^2 \sin^2 \xi} \right] \\ &= 0 - \frac{\partial \xi}{\partial \phi} \left(\frac{A + 2p^2 - 1}{2p} \right) \neq 0. \end{aligned}$$

To get the sign for $\partial \widetilde{\Delta\theta} / \partial \phi$, we check that when $U = 0$, $\widetilde{\Delta\theta}$ is an increasing function of U , and, by checking the signs of each term in (19), that U is an increasing function of ϕ when $\cos \xi > 0$.

For the $X < 0$ side, the argument is similar, except that we find that U is a decreasing function of ϕ when $U = 0$. \square

FIGURE 5. Level curves of $\widetilde{\Delta\theta}$ in \mathcal{D} .

Proof. [of Theorem 2] Given k and n coprime, we will show that there exists a curve in \mathcal{D} along which $\widetilde{\Delta\theta} = -2\pi k/(k+n)$, running from the fourth quadrant of \mathcal{D} to the second quadrant (see Figure 5). This curve will intersect the $V = 0$ curve once, after which $\Delta\theta = 2\pi n/(k+n)$. At each point along the curve, we form a closed elastic rod by letting t run through $k+n$ periods of length $2K$. (This is the least number at which $\Delta\theta$ is an integer multiple of 2π .) Thus at one end the rods will converge to an k -covered circle, and at the other end to an n -covered circle.

Assume first that $k/(k+n) < 1/2$. For elastic curves (corresponding to the line $X = 0$ in \mathcal{D}), it was shown by Langer and Singer that $\Delta\theta$ is a monotone function of p , decreasing from 0 to $-\pi$ as we approach the origin along the positive Y -axis (cf. [5], Figure 2 and Appendix). We will follow the level curve along which $\widetilde{\Delta\theta} = -2\pi k/(k+n)$ from a point along the positive Y -axis. Because of (5.1) and (5.4), the level curve is perpendicular to the Y -axis; however, because of (5.5), as we follow it into the first quadrant, p must be strictly decreasing along the curve. It cannot veer toward the edge of the first quadrant, since $\widetilde{\Delta\theta}$ has limiting value zero there. Thus, it crosses down into the fourth quadrant, as p continues to decrease.

In the fourth quadrant, the level curve cannot cross the curve $V = 0$. To see why, note that $V = 0$ gives $\xi = \pi/2$ and so

$$\widetilde{\Delta\theta}|_{V=0} = 2KU - 2((E-K)K' + KE') = 2KU - \pi,$$

using Legendre's relation. Since $U < 0$ in the fourth quadrant, $\widetilde{\Delta\theta} < -\pi$ along the $V = 0$ curve. Hence the level curve must end at the appropriate point on the edge of the fourth quadrant.

As we follow this level curve of $\widetilde{\Delta\theta}$ in the other direction, from the positive Y -axis into the second quadrant, we see that p must again be monotone decreasing. If it continues into the third quadrant, it cannot meet the third quadrant edge because $\Delta\theta = 0$ there; if it continues into the fourth quadrant, p must now be increasing, and the curve is forced into the origin since it cannot cross the $V = 0$ curve. This too is impossible, since $\Delta\theta = -\pi$ at the origin. Thus, the curve must end at the appropriate point on the edge of the second quadrant.

It is clear that this level curve must cross the curve $V = 0$ at least once in the second quadrant. Since (14) shows that $U^2 = A$ when $V = 0$,

$$\widetilde{\Delta\theta}|_{V=0} = \pm 2\sqrt{K(2E-K)} - \pi.$$

Then, since $K(2E-K)$ is a monotone decreasing function of p , $\widetilde{\Delta\theta}$ is a monotone function along the curve $V = 0$, and the level curve crosses $V = 0$ only once.

If $k/(k+n) > 1/2$, then we can find a level curve along which $\widetilde{\Delta\theta} = -2\pi n/(k+n)$, passing from the fourth quadrant, through the first, to a point in the second quadrant where $\Delta\theta = 2\pi - 2\pi n/(k+n) = 2\pi k/(k+n)$. Rotating this level curve by 180 degrees about the origin, we obtain a level curve of $\Delta\theta$, passing from a point

in the fourth quadrant where $\Delta\theta = -2\pi k/(k+n)$, through the third quadrant, to a point in the second quadrant where $\Delta\theta = 2\pi n/(k+n)$. (Recall that $\Delta\theta$ is an odd function on \mathcal{D} .) Once again, this curve intersects the curve $V = 0$ exactly once.

That these homotopies contain exactly one elastic curve and one curve of constant torsion follows from the monotonicity of $\Delta\theta$ along the $X = 0$ line, and Theorem 4 below. \square

The families of elastic rods in \mathbb{R}^3 obtained in the proof of Theorem 2 all have the same discrete symmetry group, generated by rotation by $2\pi k/(k+n)$. Among these rods, there is one elastic curve, one rod of constant torsion, one self-intersecting centerline, and one curve of Kida type moving by a rotation under the LIE. The elliptic modulus is greatest for the elastic curve; since the length, with respect to the ‘natural’ parameter t , is $2(n+m)K$, one might say that for these rods of fixed symmetry and fixed maximum curvature $\kappa_0 = 1$, the ‘natural length’ is greatest for the elastic curve. This seems to echo the mountain-pass argument in [5], [7], which showed that among curves with fixed symmetry and fixed length, this same elastic curve is the minimax for $\int \kappa^2 ds$.

Theorem 4. Given any relatively prime integers k, n such that $|k/n| < 1/2$, there exists a unique smooth closed elastic rod of constant torsion with the knot type of a (k, n) torus knot.

Proof. Existence follows from the continuity of $\Delta\theta$ along the X -axis in \mathcal{D} , and its limiting values of $-\pi$ as $X \rightarrow 0^+$ and π as $X \rightarrow 0^-$. To get uniqueness, we need to verify that $\Delta\theta$ is a monotone function of p along the X -axis. Lemma 5.1 and (18) imply that p, ξ are valid coordinates in the vicinity of this axis. We will differentiate $\widetilde{\Delta\theta}$ with respect to p , holding ξ fixed.

From (14), using the differentiation formulas from the proof of Prop. 2.1,

$$2U \frac{\partial U}{\partial p} = \frac{2}{p} \left(A - \frac{E^2}{K^2(p')^2} \right) + 2p \cos^2 \xi.$$

Since $\widetilde{\Delta\theta}$ can be written as $\widetilde{\Delta\theta} = 2KU - \pi\Lambda_0(\xi, p)$, where Λ_0 is Heuman’s lambda function (see [1], 150.03), then

$$\begin{aligned} \frac{1}{2} \frac{\partial \widetilde{\Delta\theta}}{\partial p} &= U \left(\frac{E}{p(p')^2} - \frac{K}{p} \right) + \frac{K}{pU} \left(A - \frac{E^2}{K^2(p')^2} + p^2 \cos^2 \xi \right) + \frac{(K-E) \sin \xi \cos \xi}{p \sqrt{1 - (p')^2 \sin^2 \xi}} \\ &= \frac{(K-E)}{p} \left(\frac{(p')^2 \cos^2 \xi - 1 - U^2}{2(p')^2 U} + \frac{\sin \xi \cos \xi}{\sqrt{1 - (p')^2 \sin^2 \xi}} \right). \end{aligned}$$

If this is zero, then

$$(U^2 + 1 - (p')^2 \cos^2 \xi)(1 - (p')^2 \sin^2 \xi) = 2U(p')^2 \sin \xi \cos \xi \sqrt{1 - (p')^2 \sin^2 \xi},$$

which is equivalent to the vanishing of a sum of squares:

$$\left(U \sqrt{1 - (p')^2 \sin^2 \xi} - (p')^2 \sin \xi \cos \xi \right)^2 + p^2 = 0.$$

Of course, this does not vanish on \mathcal{D} . We have thus shown that, away from the $U = 0$ and $V = 0$ curves, $\partial \widetilde{\Delta\theta} / \partial p \neq 0$. We remark that this monotonicity calculation includes that of [5] as a special case. \square

6. ELASTIC ENERGY AND STABILITY

In the rest of the paper, we will discuss in more detail the relationship between critical curves for the geometric functional \mathcal{F} and the centerlines of elastic rods. Of particular interest to us will be the question of which, if any, of the closed nonplanar critical curves for \mathcal{F} are centerlines for *stable* elastic rods, i.e., local minima for the appropriate energy functional and boundary conditions.

One can model the stress experienced by a rod composed of some elastic material by associating to the configuration of the rod a *material frame* (M_1, M_2, T) . This is an oriented orthonormal frame such that T is tangent to the centerline of the rod and M_1 and M_2 track the twisting of the material about the centerline. The components u_i of the Darboux vector for this frame, defined by

$$T' = -u_2 M_1 + u_1 M_2, \quad M_1' = u_2 T - u_3 M_2, \quad M_2' = -u_1 T + u_3 M_1,$$

are called the *material strains*. (The prime denotes derivative with respect to arclength.) In the standard linear model, the stress experienced by a uniform, isotropic elastic rod is given by the energy

$$\mathcal{E} = \int_0^L \alpha(u_1^2 + u_2^2) + \beta u_3^2 ds = \int_0^L \alpha \kappa^2 + \beta u_3^2 ds, \quad (22)$$

where L is the length of the rod and α and β are nonnegative constants depending on the physical characteristics of the rod. Equilibria for \mathcal{E} are known as *Kirchhoff elastic rods*. When $\beta = 0$ as well, \mathcal{E} only depends on the curvature of the centerline of the rod, and equilibrium centerlines are elastic curves. Equilibrium equations for (22) are classical (see [8] for a modern derivation), and imply that the twist rate u_3 is constant along equilibria.

Now we will formulate a boundary value problem for \mathcal{E} that is appropriate to rods with closed centerlines. Suppose the centerline γ is a curve which possesses a smooth generalized Frenet frame (i.e., satisfying the usual Frenet equations and extending smoothly across inflection points). Let ψ be the angle such that $M_1 = N \cos \psi + B \sin \psi$. Then the total change $\Delta\psi$ of this angle, measured by integrating ψ' , measures the twisting of the material frame relative to the geometry of the centerline. It is related to the twist rate u_3 by the balance equation:

$$\int u_3 ds = \Delta\psi + \int \tau ds. \quad (23)$$

The boundary conditions we will consider are requiring the centerline of the rod to be closed, and prescribing the value of $\Delta\psi$. (Physically, this can be achieved by attaching collars to the ends of the rod, joining the ends together, and then adjusting the total twist by rotating one collar against the other.) The following theorem clarifies the relationship between critical rods for this boundary value problem and critical curves for (1).

Theorem 5. Given any constants $\alpha, \beta > 0$, and any curve γ which is critical for a geometric functional of the form (1), there is a rod with centerline γ and twist rate u_3 equal to a constant m , which is an equilibrium for \mathcal{E} with respect to variations that preserve a certain prescribed value for $\Delta\psi$. The condition $\alpha : 2\beta m = \lambda_3 : \lambda_2$ determines m , and the value for $\Delta\psi$ is determined by (23).

Proof. We will at first assume that γ has no inflection points. Let L be the length of γ , and let \mathcal{R} be the set of rods whose centerlines are curves of length L with no inflection points, and where $\Delta\psi$ has some fixed value. On γ , construct a rod Γ with this prescribed value and $u_3 = m$, determined by

$$Lm = \Delta\psi + \int \tau ds \quad (24)$$

Let δ stand for the gradient operator for functionals on \mathcal{R} . At $\Gamma \in \mathcal{R}$,

$$\delta \int (u_3)^2 ds = 2m \delta \int u_3 ds = 2m \delta \int \tau ds,$$

the last equality obtained by differentiating (23); hence,

$$\delta \mathcal{E} = \alpha \delta \int \kappa^2 ds + 2\beta m \delta \int \tau ds.$$

Since γ is a critical curve for $\lambda_2 \int \tau ds + \lambda_3 \int \kappa^2 ds$ among curves of length L , then we see that $\delta \mathcal{E} = 0$ if the ratio $\alpha : 2\beta m$ is the same as $\lambda_3 : \lambda_2$.

If γ has inflection points, \mathcal{E} and the left hand side of (23) are still continuous functions on the space of rods, but $\int \tau ds$ can jump by $\pm\pi$ under smooth variations of the curve (see [11] for a simple example). Thus, it only makes sense to prescribe $\Delta\psi$ modulo π . The gradient $\delta \int \tau ds$ still makes sense, and in fact the above proof goes through with this simple modification. \square

We will now outline the computation of the first and second variation of energy \mathcal{E} . Under our boundary conditions, the energy reduces to

$$\mathcal{E} = \int \alpha \kappa^2 + \beta m^2 ds,$$

where m is the constant determined by (24).

Let W be a periodic vector field along a closed curve γ , such that W preserves the length of the curve and respects the boundary conditions. Since any length-preserving deformation can be reparametrized so as to preserve arclength locally along the curve, we can assume, for the sake of convenience, that W preserves

a unit speed parametrization. Using variation formulas available in, for example, §6 of [6], we see that W' must be orthogonal to T , and the W -derivative of m is given by

$$m_W = \frac{1}{L} \int \langle W', \kappa B \rangle ds.$$

Then

$$\begin{aligned} \mathcal{E}_W &= \int \langle W'', 2\alpha\kappa N \rangle + 2\beta m \langle W', \kappa B \rangle ds \\ &= \int \langle W', -J \rangle ds = \int \langle W, J' \rangle ds, \end{aligned}$$

where

$$J = gT + 2\alpha\kappa'N + (2\alpha\kappa\tau - 2\beta m\kappa)B.$$

The tangential component g of J can be chosen so that J' is normal to the curve and itself defines a length-preserving deformation of the curve, i.e., $\int \langle J'', T \rangle ds = 0$. This gives

$$g = \alpha\kappa^2 - \lambda,$$

where λ is the appropriate constant. Then, by the usual reasoning, $J' = 0$ for critical curves.

Since the arclength derivative and the W -derivative commute,

$$\mathcal{E}_{WW} = \int \langle W, \nabla_W J' \rangle ds = \int -\langle W', \nabla_W J \rangle ds.$$

Further computations yield

$$\begin{aligned} \mathcal{E}_{WW} &= \int 2\alpha \langle W'', W'' \rangle + 2\beta m (\langle W', B \rangle \langle W'', N \rangle - \langle W'', B \rangle \langle W', N \rangle) \\ &\quad + (\lambda - 3\alpha\kappa^2) \langle W', W' \rangle ds + \frac{2\beta}{L} \left[\int \langle W', \kappa B \rangle ds \right]^2 \end{aligned}$$

Our strategy for investigating stable non-planar rods will be to find conditions under which planar elastic rods are unstable. Letting $W' = \mu N + \nu B$, and assuming the torsion of the centerline is zero,

$$\begin{aligned} \mathcal{E}_{WW} &= \int 2\alpha(\mu^2\kappa^2 + (\mu')^2 + (\nu')^2) + 2\beta m(\mu'\nu - \nu'\mu) \\ &\quad + (\lambda - 3\alpha\kappa^2)(\mu^2 + \nu^2) ds + \frac{2\beta}{L} \left[\int_0^L \nu\kappa ds \right]^2. \end{aligned}$$

Of course, W' must be the derivative of a periodic vector field along a planar curve, so μ and ν are not arbitrary.

Proposition 6.1. An elastic rod with circular centerline is stable if $|m| < \sqrt{3}\frac{2\pi\alpha}{L\beta}$, and unstable if $|m| > \sqrt{3}\frac{2\pi\alpha}{L\beta}$.

This result is not new; it was derived, in a different form, by Zajac [15]. For the sake of completeness, we give our own proof.

Proof. Since curvature is a constant given by $\kappa = 2\pi/L$, then $\lambda = \alpha\kappa^2$. If we set $\mu = a_0 + \sum_{n=1}^{\infty} a_n \cos(nx) + b_n \sin(nx)$ and $\nu = c_0 + \sum_{n=1}^{\infty} c_n \cos(nx) + d_n \sin(nx)$, where $x = \kappa s$, then the restrictions on W' force $c_0 = 0$ and $a_1 = b_1 = 0$. Now,

$$\mathcal{E}_{WW} = 2\pi \sum_{n=2}^{\infty} [\alpha\kappa(n^2(a_n^2 + b_n^2) + (n^2 - 1)(c_n^2 + d_n^2)) + 2\beta mn(b_n c_n - a_n d_n)]$$

The term in the summation is a sum of two quadratic forms, in (a_n, d_n) and in (b_n, c_n) , which both have the same trace and determinant. These will be indefinite if $(\alpha\kappa)^2(n^2 - 1) < \beta^2 m^2$, and definite otherwise. \square

7. STABILITY OF THE FIGURE EIGHT

The other planar closed centerline besides the circle is the figure-eight, where $\kappa = \kappa_0 \operatorname{cn}(\frac{k_0 s}{2p}, p)$. The non-constancy of the curvature makes it much more difficult to determine under what conditions \mathcal{E}_{WW} can be negative. We will proceed this way: treating \mathcal{E}_{WW} as a functional on L -periodic functions $\mu(s)$ and $\nu(s)$ satisfying

$$\int_0^L (\mu^2 + \nu^2) ds = 1, \quad (25)$$

we will attempt to minimize \mathcal{E}_{WW} . The relevant Euler-Lagrange equations are

$$\begin{aligned} (\lambda - C - \alpha\kappa^2)\mu - 2\alpha\mu'' - 2\beta m\nu' &= 0 \\ (\lambda - C - 3\alpha\kappa^2)\nu - 2\alpha\nu'' + 2\beta m\mu' + \frac{2\beta\kappa}{L} \int_0^L \nu\kappa ds &= 0. \end{aligned} \quad (26)$$

Here, C is a Lagrange multiplier. One easily computes that, if μ and ν satisfy these equations and (25) as well, then $\mathcal{E}_{WW} = C$.

The above equations (26) uncouple if we make the

Assumption 7.1. Our figure-eight elastic rod is untwisted ($m = 0$).

In terms of the independent variable $t = \kappa_0 s / (2p)$, (26) becomes

$$\frac{d^2\mu}{dt^2} = \left(2p^2 \operatorname{sn}^2 t - \left(1 + \frac{2p^2 C}{\kappa_0^2 \alpha} \right) \right) \mu \quad (27)$$

$$\frac{d^2\nu}{dt^2} = \left(6p^2 \operatorname{sn}^2 t - \left(1 + 4p^2 + \frac{2p^2 C}{\kappa_0^2 \alpha} \right) \right) \nu + \frac{p^2 \beta}{K\alpha} \operatorname{cn} t \int_0^{4K} \nu \operatorname{cn} t dt. \quad (28)$$

Here, we have used $L = 8pK/\kappa_0$ and $\lambda = \kappa_0^2 \alpha (2p^2 - 1) / (2p^2)$ for the figure eight.

Recall now Lamé's equation:

$$\frac{d^2 y}{dt^2} = (n(n+1)p^2 \operatorname{sn}^2 t - h) y, \quad (29)$$

where n is usually taken to be a positive integer. The eigenvalues—that is, values for h for which there exist $4K$ -periodic solutions—come in two flavours: for the lowest $2n+1$ eigenvalues, there exists a unique periodic solution (up to multiple), and this is given by a *Lamé polynomial*, a polynomial of degree n in elliptic functions $\operatorname{cn}, \operatorname{dn}$ and sn . For the remaining eigenvalues, which will not be of interest to us, periodic solutions *coexist* [13]; that is, there always exist two independent periodic solutions. (How to write down the latter solutions in terms of theta functions is described in the last few pages of [14].)

Proposition 7.2. Suppose $W' = \mu N + \nu B$ for a periodic vector field W , and μ satisfies (27). If $C < 0$, then $\mu = 0$. If $C = 0$ then μ is a constant multiple of κ , and \mathcal{E}_{WW} depends only on ν .

Proof. (27) is a Lamé equation for $n = 1$. According to Ince [3], the solutions of (29) for the three lowest eigenvalues are

| | |
|---------------------------|---------------|
| $y = \operatorname{dn} t$ | $h = p^2$ |
| $y = \operatorname{cn} t$ | $h = 1$ |
| $y = \operatorname{sn} t$ | $h = 1 + p^2$ |

If $C < 0$, then $h < 1$ and $\mu = \operatorname{dn} t$ up to multiple, but this is not possible. For, if $W = aT + bN + cB$ then

$$a' = b\kappa, \quad b' = \mu - a\kappa, \quad c' = \nu. \quad (30)$$

Using $\kappa = \operatorname{cn} t$, and applying variation of parameters, we find that a and b will be periodic if and only if $\int_0^{4K} \mu \operatorname{sn} t \operatorname{dn} t dt = 0$ and $\int_0^{4K} \mu (1 - 2p^2 \operatorname{sn}^2 t) dt = 0$. For $\mu = \operatorname{dn} t$, the former is true but not the latter.

If $C=0$, $\mu = q\kappa$ for some constant q , and $W - qT$ will be a variation vector field which has the same action on \mathcal{E} as W , with $(W - qT)' = \nu B$. \square

The analysis of the homogeneous equation (28), for the binormal component ν of W' , involves the Lamé operator for $n = 2$:

$$\mathcal{L} := (d/dt)^2 - (6p^2 \operatorname{sn}^2 t - h).$$

Notice that setting $h = 1 + 4p^2 + \frac{2p^2 C}{\kappa_0^2 \alpha}$ makes \mathcal{L} the left-hand side of (28). The solutions of $\mathcal{L}y = 0$ for the three lowest eigenvalues are:

| | |
|--|---|
| $y = \operatorname{sn} t \operatorname{dn} t$ | $h = 1 + 4p^2$ |
| $y = \operatorname{cn} t \operatorname{dn} t$ | $h = 1 + p^2$ |
| $y = 1 - (1 + p^2 - \sqrt{1 - p^2 + p^4}) \operatorname{sn}^2 t$ | $h = 2(1 + p^2 - \sqrt{1 - p^2 + p^4})$ |

Our objective will now be to obtain the value of β/α for which (28) has a nontrivial periodic solution for $C = 0$, and to show that this value is precisely the boundary between stability and instability.

Lemma 7.3. For values of h lying in an open interval that extends to $-\infty$ and contains the three lowest eigenvalues (but no other eigenvalues) of \mathcal{L} , there is a unique value of H for which

$$\mathcal{L}\nu = H \operatorname{cn} t \int_0^{4K} \nu \operatorname{cn} t \, dt, \quad (31)$$

has a nonzero periodic solution, and this value H is a continuous, strictly increasing function of h .

Proof. First, assume that h is not an eigenvalue of \mathcal{L} . Then the equation

$$\mathcal{L}\nu = \operatorname{cn} t. \quad (32)$$

has a unique periodic solution, constructed by variation of parameters. Any solution of (31) will be a multiple of this, and so H is uniquely determined, in terms of the solution of (32), by

$$H = \left(\int_0^{4K} \nu \operatorname{cn} t \, dt \right)^{-1}.$$

Furthermore, if $w = \partial\nu/\partial h$ for the solution of (32), then $\mathcal{L}w = -\nu$. Using the fact that \mathcal{L} is self-adjoint,

$$\frac{d}{dh} \int_0^{4K} \nu \operatorname{cn} t \, dt = \int_0^{4K} w \mathcal{L}\nu \, dt = - \int_0^{4K} \nu \mathcal{L}w \, dt = - \int_0^{4K} \nu^2 \, dt$$

If h is either the first or third eigenvalue, (32) has a solution, unique up to addition of an eigenfunction y , and H is determined as before. Moreover, when h is in the vicinity of either of these eigenvalues, we can construct a family of solutions to (32) depending continuously on h by requiring ν to be an odd function of $t - K$. (This condition is already met by the non-eigenvalue solutions.) Thus, H depends continuously on h .

If $h = 1 + p^2$, no periodic solution to (32) exists. Instead, in the vicinity of this eigenvalue, we let (ν, H) be the unique solution to $\mathcal{L}\nu = H \operatorname{cn} t$ such that ν is periodic and $\int_0^{4K} \nu \operatorname{cn} t \, dt = 1$. Then H depends continuously on h , with $H = 0$ when $h = 1 + p^2$. \square

Theorem 6. The untwisted figure eight elastic rod is stable if $\beta/\alpha > 2$ and unstable if $\beta/\alpha < 2$.

Proof. We know, so far, that variations for which $\mathcal{E}_{WW} < 0$ exist only if there is a solution of (31) for $h < 1 + 4p^2$ and $H = \frac{p^2 \beta}{K \alpha}$. Since H is a monotone increasing function of h , this happens only when $\frac{p^2 \beta}{K \alpha}$ is less than the critical value of H corresponding to $h = 1 + 4p^2$. We will now calculate that value.

Let $y_2 = \operatorname{sn} t \operatorname{dn} t$. Using reduction of order, we obtain a second, linearly independent solution of the Lamé equation $\mathcal{L}y = 0$ for $h = 1 + 4p^2$, given by

$$y_1 = \operatorname{cn}^2 t \operatorname{dn} t + \frac{p^4}{(p')^2} \operatorname{cn} t \operatorname{sn}^2 t - \left[t + \frac{2p^2 - 1}{(p')^2} E(t) \right] \operatorname{dn} t \operatorname{sn} t,$$

where $E(t)$ is an incomplete elliptic integral of the second kind [1].

From now on, let the prime denote d/dt . Rewrite the nonhomogenous equation (32) as the system

$$\frac{dz}{dt} = \begin{pmatrix} 0 & 1 \\ 6p^2 \operatorname{sn}^2 t - h & 0 \end{pmatrix} z + \begin{pmatrix} 0 \\ \operatorname{cn} t \end{pmatrix}, \quad z = \begin{pmatrix} \nu \\ \nu' \end{pmatrix} \quad (33)$$

Let $Y = \begin{pmatrix} y_1 & y_2 \\ y_1' & y_2' \end{pmatrix}$; then variation of parameters gives $z = Y \left(\ell + \begin{pmatrix} c_1 \\ c_2 \end{pmatrix} \right)$, where

$$\ell(t) = \int_0^t Y^{-1}(x) \begin{pmatrix} 0 \\ \operatorname{cn} x \end{pmatrix} dx.$$

To ensure that z is periodic, we must take

$$c_1 = \frac{\int_0^{4K} y_1 \operatorname{cn} t \, dt}{y_1'(4K)} = -\frac{1}{2}.$$

(Computations for the numerator and denominator both use the fact that, for the elliptic modulus p associated to the figure eight elastic rod, the complete elliptic integrals satisfy $2E = K$.) Since the value of H is unaffected by adding multiples of y_2 to ν , we can let $c_2 = 0$. Then

$$\begin{aligned} \int_0^{4K} \nu \operatorname{cn} t \, dt &= \int_0^{4K} ((\ell_1(t) + c_1)y_1(t) + \ell_2(t)y_2(t)) \operatorname{cn} t \, dt \\ &= \int_0^{4K} \int_0^x \operatorname{cn} t \operatorname{cn} x (y_2(t)y_1(x) - y_1(t)y_2(x)) \, dx \, dt + c_1 \int_0^{4K} y_1(t) \operatorname{cn} t \, dt \\ &= \int_0^{4K} y_1(t)(\operatorname{sn}^2 t + c_1) \operatorname{cn} t \, dt, \end{aligned}$$

using the fact that $\int y_2 \operatorname{cn} t \, dt = \frac{1}{2} \operatorname{sn}^2 t$. Finally, we compute that $\int_0^{4K} \nu \operatorname{cn} t \, dt = K/(2p^2)$, $H = 2p^2/K$, and $\beta/\alpha = 2$. \square

Theorem 6 implies that a conjecture made in [5] and proved in [7], to the effect that there are no nonplanar stable closed elastic curves, would be false if extended to elastic rods. For, the twisted circle, with $\Delta\psi = 2\pi$ and $m = 2\pi/L$, is connected to the untwisted figure eight rod by a continuous 1-parameter family of rods. ($\Delta\psi = 2\pi$ throughout the family up until we get to the figure eight, when $\Delta\psi$ jumps to zero as the inflection points appear.) Proposition 6.1 and Theorem 6 together imply that when $\sqrt{3} < \frac{\beta}{\alpha} < 2$, both the circle and the figure eight rods are unstable for their respective boundary conditions. Since these two are the only closed planar elastic rod centerlines, it follows from the existence of a minimum that *when β/α is in the above range there exist nonplanar closed elastic rods that are local minima for the elastic energy subject to the boundary condition $\Delta\psi = 2\pi$.*

REFERENCES

1. P. Byrd, M. Friedman, *Handbook of Elliptic Integrals for Engineers and Physicists*, Springer, 1953.
2. A. Calini, T. Ivey, *Bäcklund transformations and knots of constant torsion*, to appear in *J. Knot Theory and its Ramifications* (1998).
3. W. Ince, *The Periodic Lamé Functions*, Proc. Royal Soc. Edin. 60 (1940) 47-63.
4. S. Kida, *A vortex filament moving without change of form*, J. Fluid Mech 112 (1981), 397-409.
5. J. Langer, D. Singer, *Knotted Elastic Curves in \mathbb{R}^3* , J. London Math. Soc. (2), 30 (1984), 512-520.
6. —, *Lagrangian Aspects of the Kirchhoff Elastic Rod*, SIAM Review 38 (1996), 605-618.
7. —, *Curve Straightening and a Minimax Argument for Closed Elastic Curves*, Topology 24 (1985), 75-88.
8. Y. Li, J. Maddocks, *On the Computation of Equilibria of Elastic Rods; Part I: Integrals, Symmetry and a Hamiltonian Formulation*, preprint, University of Maryland (1996).
9. R. Manning, K. Rogers, J. Maddocks, *Isoperimetric Conjugate Points with Application to the Stability of DNA Minicircles*, preprint, University of Maryland (1997).
10. D. Mumford, *Elastica and Computer Vision*, pp. 491-506 in “Algebraic geometry and its applications”, ed. C. L. Bajaj, Springer, 1994.
11. R. Ricca, H. Moffatt, *The Helicity of a Knotted Vortex Filament*, pp. 225-236 in “Topological Aspects of the Dynamics of Fluids and Plasmas”, ed. Moffatt, Kluwer, 1992.
12. K. A. Rogers, *Stability Exchange in Parameter-Dependent Constrained Variational Principles with Applications to Elastic Rod Models of DNA Minicircles* (thesis), University of Maryland, 1997.
13. W. Magnus, S. Winkler, *Hill's equation*, Interscience, 1966.
14. E.T. Whittaker, G.N. Watson, *A Course of Modern Analysis*, Cambridge, 1927.
15. E. E. Zajac, *Stability of Two Planar Loop Elastics*, Transactions of ASME Series E, Journal of Applied Mechanics 29 (1962), 136-142.

(Ivey) DEPT. OF MATHEMATICAL SCIENCES, BALL STATE UNIVERSITY, MUNCIE IN 47306
E-mail address: tivey@math.bsu.edu

(Singer) DEPT. OF MATHEMATICS, CASE WESTERN RESERVE UNIVERSITY, CLEVELAND, OH 44106-7058
E-mail address: das5@po.cwru.edu