

ON THE CASSON KNOT INVARIANT

MICHAEL POLYAK AND OLEG VIRO

In our previous paper [19] we introduced a new type of combinatorial formulas for Vassiliev knot invariants and presented lots of formulas of this type. To the best of our knowledge, these formulas are by far the simplest and the most practical for computational purposes. Since then Goussarov has proved the main conjecture formulated in [19]: any Vassiliev knot invariant can be described by such a formula, see [10].

In [19] the examples of formulas were presented in a formal way, without proofs or even explanations of the ideas. We promised to interpret the invariants as degrees of some maps in a forthcoming paper and mentioned that it was this viewpoint that motivated the whole our investigations and appeared to be a rich source of various special formulas.

In a sense, this viewpoint was not new. Quite the contrary, this is the most classical way to think on knot invariants. Indeed, a classical definition of a knot invariant runs as follows: some geometric construction gives an auxiliary space and then the machinery of algebraic topology is applied to this space to produce a number (or a quadratic form, a group, etc.). This scheme was almost forgotten in the eighties, when quantum invariants appeared. An auxiliary space was replaced by a combinatorial object (like knot diagram or closed braid presentation of a knot), while algebraic topology was replaced by representation theory and statistical mechanics. Vassiliev invariants and calculation of the quantum invariants in terms of Vassiliev invariants recovered the role of algebraic topology, but it is applied to the space of all knots, rather than to a space manufactured from a single knot. Presentations of Vassiliev invariants as degrees of maps would completely rehabilitate the classical approach.

However, this is not our main intention. Various presentations for Vassiliev invariants reveal a rich geometric contents. The usual benefits of presenting some quantity as a degree of a map are that a degree is easy to calculate by various methods and, furthermore, degrees are manifestly invariant under various kinds of deformations.

We were primarily motivated by the well-known case of the linking number. It is the simplest Vassiliev invariant of links. The linking number can be computed in many different ways, see e.g [22]. However, all formulas can be obtained from a single one: the linking number of a pair of circles is the degree of the map of a configuration space of pairs (a point on one circle, a point on the other circle) to S^2 defined by $(x, y) \mapsto \frac{x-y}{|x-y|}$. Both the Gauss integral formula, and the combinatorial formulas in terms of a diagram are deduced from this interpretation via various methods for calculation of a degree.

We discovered that this situation is reproduced in the case of Vassiliev invariants of higher degree. Both integral formulas found by Kontsevich [12] and Bar-Natan

[4] (of the Knizhnik-Zamolodchikov and the Chern-Simons type), and the combinatorial formulas of Lannes [13] and our note [19], can be deduced from a presentation of an invariant as the degree of a similar map. However, since the configuration spaces are getting more complicated as the degree increases, the number of various formulas is getting surprisingly large. In fact our approach is close to the one of Bott-Taubes [6], however we do not restrict ourselves to integral formulas of the Chern-Simons type, but rather try to include formulas of all types in this scheme.

In this paper we focus on the simplest Vassiliev knot invariant v_2 . This invariant is of degree 2. It can be characterized as the unique Vassiliev invariant of degree 2 which takes values 0 on the unknot and 1 on a trefoil. It was known, however, long time before this characterization became possible (when Vassiliev invariants were introduced). Indeed, it can be defined as $\frac{1}{2}\Delta_K''(1)$, the half of the value at 1 of the second derivative of the Alexander polynomial (or as the coefficient of the quadratic term of the Conway polynomial). It is the invariant which plays a key role in the surgery formula for the Casson invariant of homology spheres [1]. Following a recent folklore tradition, we shall call this knot invariant also the *Casson invariant* or the *Casson knot invariant*, when there is a danger of confusion with the Casson invariant of homology spheres.

We decided to devote this paper to the Casson knot invariant for several reasons. This is the simplest knot invariant of finite type. On the other hand, it is related to many phenomena. For instance, its reduction modulo 2 is the Arf invariant, which is the only invariant of finite degree which is invariant under knot cobordisms [16]. Furthermore, the Casson knot invariant is related to Arnold's invariants of generic plane curves [20] and [15]. It appears as well in the theory of Casson invariant for homology spheres and plays an important role in the recent progress on finite degree invariants of 3-manifolds. Technically, all phenomena and problems connected to an interpretation of Vassiliev knot invariants as degrees of maps arise already in the case of Casson knot invariant. Recently it became clear how to treat the general case. One can consider the universal invariant taking values in the algebra $\overline{\mathcal{G}}$ introduced in [21] and based on constructions of the present paper with orientations of configuration spaces defined as in S. Poirier [18].

We postpone a presentation of the universal invariant as a generalized degree of a map to a forthcoming paper [21]. Here we concentrate on the geometry related to the Casson invariant. This allows us to consider all remarkable geometric constructions and phenomena which would be inevitably omitted in any paper dedicated to a construction of the universal invariant.

We begin with our combinatorial formula announced in [19]. It is proved according to a traditional combinatorial scheme on the base of general definition of Vassiliev invariants. In fact the main ingredient of this proof is Kauffman's calculation [11] of the second coefficient of the Conway polynomial. We use the formula to prove an upper bound on the Casson knot invariant via the number of double points of a knot diagram.

This is done in Section 1. Then we proceed to the main subject and construct the configuration spaces and their maps. The first attempt in Section 2 gives rise to an interpretation of the Casson invariant as a local degree. The disadvantage of this interpretation is that it is restricted to the case when the knot is in a general position with respect to a fixed direction of projection, and hence it is

not manifestly invariant under isotopy and does not lead immediately to other combinatorial formulas.

In Section 3 we enlarge the source space by adding several patches which are similar to the configuration spaces appearing in Chern-Simons theory. Although the new space still has a boundary, the boundary is mapped to a fixed hypersurface of the target manifold. Thus v_2 gets an interpretation as a global (though relative) degree of a map.

In Section 4 we derive new combinatorial formulas for v_2 taking other regular values of the map constructed in Section 3. In particular, this leads to a calculation in terms of associators which appear in a presentation of the knot diagram as a nonassociative tangle.

In Section 5 we discuss other configuration spaces and presentations of the Casson knot invariant as the degree of the corresponding maps. Various methods to compute the corresponding degrees are used to derive new combinatorial and integral formulas.

An essential part of this work was done when the first author was visiting the Max-Planck-Institut für Mathematik in Bonn, which he wishes to thank for its hospitality.

1. A GAUSS DIAGRAM FORMULA FOR THE CASSON INVARIANT

1.1. Gauss diagrams. A knot diagram is a generic immersion of circle to plane, enhanced by the information on overpasses and underpasses at double points. A generic immersion of a circle to plane is characterized by its *Gauss diagram*. The Gauss diagram is the immersing circle with the preimages of each double point connected with a chord. To incorporate the information on overpasses and underpasses, we orient each chord from the upper branch to the lower branch. Furthermore, each chord c is equipped with the sign $\varepsilon(c)$ of the corresponding double point (local writhe number). See Figure 1. We call the result a *Gauss diagram* of the knot.

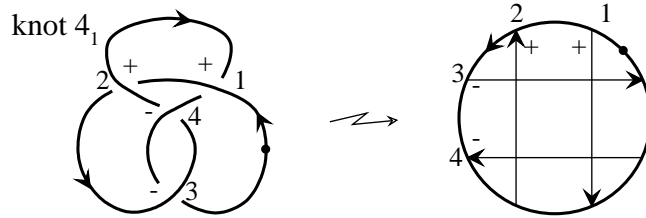



FIGURE 1.

By a *based* Gauss diagram we mean a Gauss diagram with a marked point on the circle, distinct from the end points of the chords.

1.2. The Formula and its Corollaries. In [19] we stated the following theorem.

Theorem 1.A (Theorem 1 of [19]). *If G is any based Gauss diagram of a knot K , then*

$$(1) \quad v_2(K) = \left\langle \bigotimes_{\bullet}, G \right\rangle.$$


The right hand side is the sum $\sum \varepsilon(c_1)\varepsilon(c_2)$ over all subdiagrams of G isomorphic to , where c_1, c_2 are the chords of the subdiagram. General discussion on the formulas of this kind see in [19].

Example 1.B. As it is easy to see from Figure 1, $v_2(4_1) = -1$.

Corollary 1.C. *If G is any based Gauss diagram of a knot K then*

$$(2) \quad v_2(K) = \left\langle \text{img alt="A diagram of two crossing chords, c1 and c2, with arrows indicating orientation." data-bbox="498 252 524 272"}, G \right\rangle.$$

Corollary 1.C immediately follows from the fact that the rotation of the knot by π around the x -axis results in a Gauss diagram of K with all arrows of G inverted, while their signs are preserved.

Corollary 1.D. *If G is a based Gauss diagram of a knot K , then the Arf invariant of K is equal modulo 2 to the number of subdiagrams of G isomorphic to .*

There are a lot of methods for a calculation of the Casson knot invariant and the Arf invariant. See Kauffman [11], Lannes [13], [14], Gilmer [9]. As far as we know, Theorems 1.A and 1.D provide the easiest and the most practical ways for calculating v_2 and the Arf invariant. The proof of Theorem 1.A given below follows the lines of Kauffman's algorithm [11] for calculation of $\Delta_K''(1)$.


Theorem 1.E. *For any knot K which admits a diagram with n crossing points $|v_2(K)| \leq \lfloor \frac{n^2}{8} \rfloor$.*

Remark 1.F. Lin and Wang [15] found an estimate of $|v_2(K)|$ which is twice weaker than Theorem 1.E.

Remark 1.G. The estimate of Theorem 1.E is sharp for the case of odd n : if K is the torus knot of the type $(n, 2)$ with any odd $n \geq 3$ (it has n crossings), then $v_2(K)$ is equal to $\frac{n^2-1}{8}$. For the case of even n the inequality of Theorem 1.E may be strengthened. An obvious consideration that the number of chords intersecting the given one is always even, permits to decrease the estimate at least by 1, but most probably this can be improved further. It is interesting whether the inequality $v_2 \geq -\lfloor \frac{n^2}{8} \rfloor$, which follows from Theorem 1.E, can be strengthened.

1.3. The Proof of Theorem 1.A. We use the following skein relation for the Casson knot invariant:

$$(3) \quad v_2(\text{img alt="A crossing with a dot on the top-left strand." data-bbox="428 698 454 714"}) - v_2(\text{img alt="A crossing with a dot on the bottom-right strand." data-bbox="468 698 494 714"}) = lk(\text{img alt="A crossing with a dot on the top-left strand." data-bbox="558 698 584 714"}).$$

In this formula, following a tradition, we present links (and knots) by their fragments, which contain differences from other links under consideration. By $lk(\text{img alt="A crossing with a dot on the top-left strand." data-bbox="628 733 654 753"})$ it is denoted the linking number of the components of link .


The relation (3) is well-known. It is easy to check that together with the condition $v_2(\text{unknot}) = 0$ it defines a knot invariant, this invariant is of degree 2 and takes the value 1 on trefoil.

To calculate v_2 of the knot K presented by a diagram G , we transform K to the unknot, going from the base point along the orientation of K and replacing an undercrossing by an overcrossing, if at the first passage through the point we go along the undercrossing. When we pass over the whole diagram, it becomes descending, and hence represents the unknot. Each time we change a crossing s ,







the value of v_2 changes by $-\varepsilon(s)lk(\searrow \swarrow)$, where $\varepsilon(s)$ is the sign of the crossing. Since $v_2(unknot) = 0$, it gives

$$(4) \quad v_2(K) = \sum \varepsilon(s)lk(L_s),$$

where L_s runs over links which appeared as smoothings at points where the crossing changed.

To calculate $lk(L_s)$, we can sum up the signs of all the crossing points of L_s in which the component containing the base point goes below the other component. These points correspond to chords of G intersecting the chord $c(s)$ corresponding to s and directed to the side of $c(s)$ containing the base point. At the moment all arrows of the original diagram G with heads between the base point and the head of $c(s)$ have been inverted. Therefore $lk(L_s)$ is equal to the sum of signs of arrows crossing $c(s)$ and having heads between tail of $c(s)$ and the base point. In other words, $lk(L_s)$ is $\sum \varepsilon(c_2)$ where the summation runs over all chords involved, together with $c(s)$, into subdiagrams of the type .

Substituting this to (4) we obtain (1). \square

1.4. Proof of Corollary 1.E. Let G be a based Gauss diagram of K with n chords. Subdivide the set C of all chords of G into two subsets C^+ and C^- , where C^+ and C^- consist of all chords of the type  and , respectively. Let $|C^+| = k$, $|C^-| = n - k$, $0 \leq k \leq n$ and let n_1 and n_2 be the number of subdiagrams of G isomorphic to  and , respectively. Any subdiagram of G isomorphic to  or  consists of one chord from each subset S^\pm , thus $n_1 + n_2 \leq k(n - k)$. It remains to notice that, as follows from Theorem 1.A and Corollary 1.C,

$$(5) \quad v_2 \leq \min\{n_1, n_2\} \leq \frac{k(n - k)}{2} \leq \left\lceil \frac{n^2}{8} \right\rceil.$$

\square

1.5. An Elementary Theory of the Casson Knot Invariant. Formula (1) provides an elementary way to introduce the Casson knot invariant. This formula, being used as a definition, gives a numeric function of a knot diagram with a marked point. At first glance, it is not clear if this is invariant with respect to the isotopy. However this is not difficult to check.

First, let us prove that $\langle \text{img alt="A diagram showing two chords, c1 and c2, intersecting. c1 is a horizontal chord with an arrow pointing left. c2 is a vertical chord with an arrow pointing down. They intersect at a point, and the subdiagram is enclosed in a circle with a dot at the top." data-bbox="395 690 425 710}, G \rangle$ does not depend on the base point. When the base point moves along the circle of G , the expression $\langle \text{img alt="A diagram showing two chords, c1 and c2, intersecting. c1 is a horizontal chord with an arrow pointing left. c2 is a vertical chord with an arrow pointing down. They intersect at a point, and the subdiagram is enclosed in a circle with a dot at the top." data-bbox="595 715 625 735}, G \rangle$ can change only at the moment of passing through an arrowhead. Denote this arrow by c . Right before this moment the terms involving c equal to the product of $\varepsilon(c)$ by the sum of signs of all arrows crossing c in the same direction. Right after this moment, these terms are replaced by the product of $\varepsilon(c)$ by the sum of signs of all arrows crossing c in the opposite direction. Therefore to prove independence of the right hand side of (1) on the base point it suffices to notice, that for each chord c of the Gauss diagram, the sum of signs of all arrows of the Gauss diagram crossing c in one direction, is equal to the sum of signs of arrows crossing c in the opposite direction. Indeed, these sums are equal to the linking number of the two-component link, obtained by smoothening the double point corresponding to c .

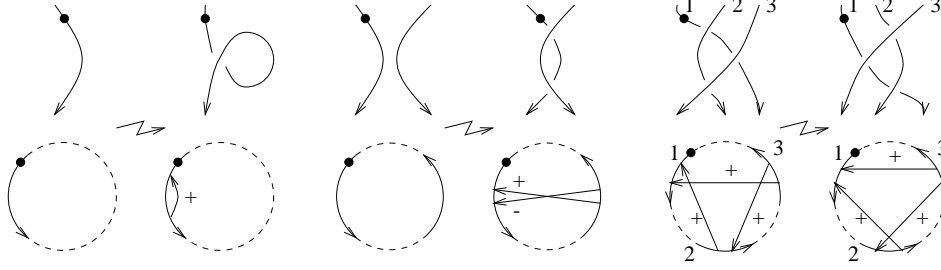



FIGURE 2.

The invariance under Reidemeister moves follows from the study of the corresponding changes of a Gauss diagram. See Figure 2, where some of these changes are shown.

Under the first and third moves subdiagrams isomorphic to  do not change. Under the second move each new subdiagram of this type includes exactly one of the two new chords. Therefore new subdiagrams cancel out in pairs.

2. FROM A COMBINATORIAL FORMULA TO DEGREES OF MAPS

2.1. The Motivation: the Linking Number. Formula (1) is similar to a combinatorial formula for linking number. Recall that the linking number of disjoint oriented circles $L_1, L_2 \subset \mathbb{R}^3$ is equal to the sum of signs of all crossings in a diagram of the link $L_1 \cup L_2$, where the L_1 passes over L_2 . As we know, this can be interpreted as the formula for a calculation of the degree of map

$$(6) \quad \phi : L_1 \times L_2 \rightarrow S^2 : (x, y) \mapsto \frac{x - y}{|x - y|}.$$

This suggests to look for a similar interpretation of (1).

2.2. An Interpretation of the Casson Invariant via a Local Degree. Each summand in the expression for the right hand side of (1) is a local degree for a map which is constructed as follows. For a knot $K \subset \mathbb{R}^3$ with a base point $* \in K$ denote by C_X the space of 4-tuples $(x_1, x_2, x_3, x_4) \in K^4$ of points ordered in the natural way, defined by the orientation of K : when one goes on K along the orientation, the points occur in the sequence $*, x_1, x_2, x_3, x_4, *$. Denote by C_X^0 the subspace of C_X defined by inequalities $* \neq x_1 \neq x_2 \neq x_3 \neq x_4 \neq *$. The orientation of K and the order of coordinates determine an orientation of the manifold C_X^0 . Define a map


$$\phi_X^0 : C_X^0 \rightarrow S^2 \times S^2 : (x_1, x_2, x_3, x_4) \mapsto \left(\frac{x_1 - x_3}{|x_1 - x_3|}, \frac{x_4 - x_2}{|x_4 - x_2|} \right).$$

The map ϕ_X^0 extends uniquely to the whole C_X by continuity. Denote the extension by ϕ_X .

In the notations of the preceding paragraph X stands for our picture .

The preimage of the point

$$(s, s) = (\text{south pole}, \text{south pole}) \in S^2 \times S^2$$

under ϕ_X consists of configurations of points corresponding to subdiagrams of the Gauss diagram isomorphic to . The contribution of a subdiagram to the right

hand side of (1) is equal to the local degree of ϕ_X at the corresponding point of the preimage. Indeed, ϕ_X is locally equivalent to the Cartesian product of two copies of the map ϕ , defined above by (6). On the other hand, the local degree of ϕ is the sign of the corresponding chord.

Therefore $v_2(K)$ seems to be the degree of the map $\phi_X : C_X \rightarrow S^2 \times S^2$. However, we have to be cautious: the source space C_X of this map is not a closed manifold. It is a manifold with boundary and corners. Of course, we still can give a homology interpretation of the degree taking for the source space C_X the relative homology $H_4(C_X, C_X \setminus C_X^0)$ and for the target $S^2 \times S^2$ the relative homology $H_4(S^2 \times S^2, S^2 \times S^2 \setminus (s, s))$.

2.3. We Run into Problems. This interpretation works as long as the knot is in a position such that its vertical projection is generic, i.e. gives rise to a knot diagram and the base point does not coincide with a double point. In particular, the projection is an immersion without triple points and points of self-tangency.

However, the usual property of a degree to be invariant under deformations does not follow and requires separate considerations. Indeed, a generic knot isotopy involves situations when the projection is not generic. These are exactly the moments when either the base point passes the double point or the diagram experiences Reidemeister moves. Let us treat these problems separately.

2.4. Exiling Base Point to Infinity. The moments, when the base point passes a double point, correspond to two 3-dimensional faces of our 4-dimensional space C_X . One of them consists of configurations with $* = x_1 \neq x_2 \neq x_3 \neq x_4 \neq *$. The other one is defined by $* \neq x_1 \neq x_2 \neq x_3 \neq x_4 = *$. Denote them by ΣX_{1*} and ΣX_{4*} , respectively.

Although there exists a natural homeomorphism $(x_1, x_2, x_3, x_4) \mapsto (x_2, x_3, x_4, x_1)$ between them, we cannot kill ΣX_{1*} and ΣX_{4*} by gluing via this homeomorphism, since it does not commute with the map ϕ_X .


To overcome this problem we resort to an old trick, which was used for example by Vassiliev [24] in his original definition of Vassiliev knot invariants: to place the base point at the infinity. A C^2 -smooth knot in S^3 with a base point is mapped by a stereographic projection from the base point to a smooth knotted line in \mathbb{R}^3 with an asymptote. Moreover, by an arbitrary small diffeotopy one can turn a neighborhood of the base point on the original knot into a geodesic. This turns the image of the knot into a *long knot*, i.e., it coincides with a (straight) line outside of some ball. Without a loss of generality, we will assume this line to be the y -axis.

Since we need the space C_X to be compact, in the case of long knot K it is constructed in a slightly different way. First we compactify K by adding a point at infinity. Denote the compactified K by \tilde{K} . Set C_X to be the closure in \tilde{K}^4 of $C_X^0 \subset K^4$. Then extend ϕ_X^0 to C_X by continuity, as above.

This solves our problem: although the faces ΣX_{1*} and ΣX_{4*} of C_X (consisting of points with $\infty = * = x_1 \neq x_2 \neq x_3 \neq x_4 \neq *$ and $\infty = * \neq x_1 \neq x_2 \neq x_3 \neq x_4 = *$, respectively) are still 3-dimensional, their images under ϕ_X are 2-dimensional. Thus from homological point of view they are unessential.

2.5. Losing and Recovering the Degree During the Reidemeister Moves. Consider now the strata of the boundary of C_X which manifest themselves at Reidemeister moves. For instance, at the third Reidemeister move (i.e. when the projection has a triple point), the isotopy is not a proper map over (s, s) (which

means that the preimage of (s, s) meets the boundary). In other words some points of the preimage of (s, s) jump out of C_X^0 for an instant. The standard theory of degree based on relative homology is designed for proper maps, and we cannot use it. One could hope that this happened because of a wrong choice of the point and the situation can be improved by shifting (s, s) off the diagonal of $S^2 \times S^2$.

However, instead of being improved the situation is getting even worse: points of the preimage may not only appear on the boundary of C_X for an instant, but disappear for a certain period of time. During this period the degree may jump several times. In Figures 3 we show how it happens. Three chords participate in this interaction. End points of two chords, involved in a subdiagram of the type , meet and pass through each other. The chords become disjoint. But then the opposite process occurs, with another pair of chords. At that moment the original degree of ϕ_X is recovered. This suggests to look for a place where the degree was hidden.

3. FROM A LOCAL TO A GLOBAL DEGREE

3.1. A Route from a Local to a Global Degree. There is a nice solution of this puzzle: the chord which is involved in both pairs serves as a bridge between the point, where the first pair gets out of the game, and the point, where the second pair comes, and the second chord of the first pair may glide over this bridge. See Figure 4. On the way, there is a configuration of two oriented segments parallel to the fixed directions. One of the segments connects points on the knot, while the other one connects a point of the knot with a point on the first segment.

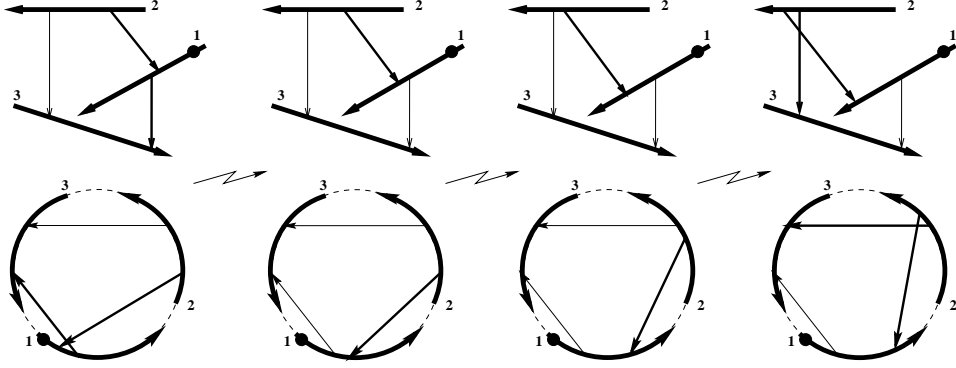


FIGURE 3.

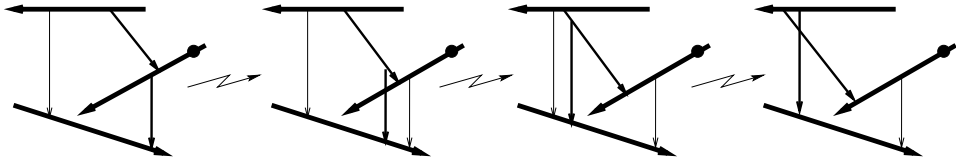


FIGURE 4.

This resembles 3-valent graphs appearing in the Chern-Simons theory approach to Vassiliev invariants, see Bar-Natan [4] and Bott-Taubes [6]. Inspired by this

picture, we combine our approach with the Chern-Simons approach below in this section. More literally the same picture is used in Section 5.2.

In the forthcoming sections we construct another configuration space C_Y related to a long knot and a continuous mapping $\phi_Y : C_Y \rightarrow S^2 \times S^2 \times S^2$. Then we glue six copies of C_Y and six copies of $C_X \times S^2$ together into a single 6-dimensional stratified space \mathcal{C} with a fundamental class $[\mathcal{C}] \in H_6(\mathcal{C}, \mathcal{S})$ where \mathcal{S} is a union of some low-dimensional strata of \mathcal{C} . The maps $\phi_X \times \text{id}_{S^2}$ and ϕ_Y give rise to a continuous map $\phi : \mathcal{C} \rightarrow S^2 \times S^2 \times S^2$, which maps \mathcal{S} into a 5-dimensional set $D \subset S^2 \times S^2 \times S^2$, consisting of triples (u_1, u_2, u_3) of coplanar vectors which are either coplanar or contain the vector $(0, \pm 1, 0) \in S^2 \subset \mathbb{R}^3$ (the latter is due to our convention that long knots coincide with the y -axis at the infinity). We prove that the degree of this map is $6v_2(K)$ (i.e., $\phi[\mathcal{C}] = 6v_2(K)[S^2 \times S^2 \times S^2]$, where $[\mathcal{C}]$ is the natural generator of $H_6(\mathcal{C}, \mathcal{S})$ and $[S^2 \times S^2 \times S^2]$ is the orientation generator of $H_6(S^2 \times S^2 \times S^2)$).

3.2. The Principal Faces of C_X . Prior to construction of a space completing C_X to a cycle, we have to enlist the codimension one faces of C_X . Two of them, ΣX_{1*} and ΣX_{4*} , were studied above in Section 2.4. Passing to long knots made them unessential.

The other principal strata of the boundary can be described as follows. For any $i \in \{1, 2, 3\}$ denote by $\Sigma X_{i \ i+1}$ the subset of C_X consisting of points $\gamma \in C_X$, such that the components x_j of $\pi(\gamma)$ are distinct from $* = \infty$, and distinct from each other except for $x_i = x_{i+1}$.

Lemma 1. *Let A be one of the pairs $1*$, 12 , 23 , 34 , or $4*$. Then the space ΣX_A is a 3-dimensional manifold open in $C_X \setminus C_X^0$. The union $C_X^0 \cup \Sigma X_A$ is a manifold with boundary ΣX_A . The complement of $\bigcup_A \Sigma X_A$ in $C_X \setminus C_X^0$ has dimension 2.*

This is a straightforward consequence of the construction of C_X . In fact, one can identify C_X with a closed 4-simplex. In the coordinates x_1, x_2, x_3, x_4 in C_X the strata of $C_X \setminus C_X^0$ are described by obvious linear equations and inequalities. Note that the faces ΣX_{12} , ΣX_{23} , ΣX_{34} are naturally homeomorphic to the same space. Namely, denote by C_V^0 the space of 3-tuples $(x_1, x_2, x_3) \in K^3$ of points ordered in the natural way defined by the orientation of K with $* \neq x_1 \neq x_2 \neq x_3 \neq *$. This is a 3-dimensional manifold equipped with the orientation determined by the order of coordinates and the orientation of K .

Lemma 2. *The maps*


$$\begin{aligned} \xi_1 : \Sigma X_{12} &\rightarrow C_V^0 : (x_1, x_2, x_3, x_4) \mapsto (x_2, x_3, x_4) \\ \xi_2 : \Sigma X_{23} &\rightarrow C_V^0 : (x_1, x_2, x_3, x_4) \mapsto (x_1, x_3, x_4) \\ \xi_3 : \Sigma X_{34} &\rightarrow C_V^0 : (x_1, x_2, x_3, x_4) \mapsto (x_1, x_2, x_3) \end{aligned}$$

are homeomorphisms. The degree of ξ_i , $i = 1, 2, 3$ with respect to the orientation induced on $\Sigma_{i \ i+1}$ as on the boundary of $\Gamma \cup \Sigma_{0i}$ is $(-1)^i$.

3.3. The Configuration Space C_Y . Consider the space C_Y^0 of 4-tuples

$$(x_1, x_2, x_3, x_0) \in K^3 \times \mathbb{R}^3,$$

where x_1, x_2, x_3 are distinct from each other and x_0 and ordered in the natural way which is determined by the orientation of K . Here in the notations Y represents

picture . The order of the coordinates, and the orientations of K and \mathbb{R}^3 , determine an orientation of the manifold C_Y^0 . Define a map

$$\phi_Y^0 : C_Y^0 \rightarrow S^2 \times S^2 \times S^2 : (x_1, x_2, x_3, x_0) \mapsto \left(\frac{x_1 - x_0}{|x_1 - x_0|}, \frac{x_3 - x_0}{|x_3 - x_0|}, \frac{x_0 - x_2}{|x_0 - x_2|} \right).$$

As in the previous section, we need to embed C_Y^0 to some compact space and extend ϕ_Y^0 to it. The former is easy: $C_Y^0 \subset \tilde{K}^3 \times S^3$, but ϕ_Y^0 does not admit a continuous extension to $\tilde{K}^3 \times S^3$. We may use a standard way of overcoming this difficulty: to consider the graph Γ of ϕ_Y^0 as a subset of $\tilde{K}^3 \times S^3 \times S^2 \times S^2 \times S^2$ and take the closure. Denote the closure by C_Y and its image under the natural projection $\pi : C_Y \rightarrow \tilde{K}^3 \times S^3$ by B_Y . This is a sort of a resolution of singularities: the restriction to Γ of $\pi : C_Y \rightarrow B_Y$ identifies Γ with C_Y^0 . Via this identification the natural projection $C_Y \rightarrow S^2 \times S^2 \times S^2$ extends the original map ϕ_Y^0 . Denote this extension by ϕ_Y .

Our space C_Y can be identified with a subspace of a quotient space of the widely-known and well-studied space $C_{3,1}$, obtained from C_Y^0 by the Fulton-MacPherson [8] compactification construction. (Similarly, C_X is a quotient space of the space C_4 obtained by an analogous compactification of C_X^0 .) Various aspects of this construction were presented with details in [3] and [6]. The difference between C_Y and a space studied in [6] is that we study a long knot (or a knot in S^3 with a base point), and, furthermore, we make the minimal resolution of singularities needed to define ϕ_Y , while Bott and Taubes use a larger Fulton-MacPherson compactification [8] of the configuration space. Thus our space C_Y turns out to be a subspace of a quotient space of $C_{3,1}$ from [6]. However, for our purposes we do not need a refined analysis of the natural stratification of $C_{3,1}$ presented in [6]. Instead, we use the following elementary consideration of the boundary $C_Y \setminus \Gamma$ of Γ .

3.4. Principal Faces of C_Y . Let $\gamma = (x_1, x_2, x_3, x_0, u_1, u_2, u_3)$ be a point of $C_Y \setminus \Gamma$. Since

$$\pi(\gamma) = (x_1, x_2, x_3, x_0) \in B_Y$$

belongs to the boundary of C_Y^0 , either $x_0 = \infty$ ($= S^3 \setminus \mathbb{R}^3$), or $x_1 = * = \infty$, or $x_3 = * = \infty$, or some of x_i coincide. Consider all the cases separately.

For any subset A of $\{0, 1, 2, 3, *\}$ denote by ΣY_A the subset of C_Y consisting of points $\gamma = (x_0, x_1, x_2, x_3, u_2, u_2, u_3) \in C_Y$ such that in the configuration $x_0, x_1, x_2, x_3, *$ two points coincide if and only if the corresponding elements of $\{0, 1, 2, 3, *\}$ belong to A . For instance,

$$\Sigma Y_{01*} = \{\gamma \in C_Y : * = x_0 = x_1 \neq x_2 \neq x_3 \neq *\}.$$

Of course, ΣY_A with $A = \{1, 3\}$ and $\{2, *\}$ are empty.

Several boundary strata ΣY_A are of codimension 2 or higher in $C_Y \setminus \Gamma$.

Lemma 3. *Let A be a subset of $\{1, 2, 3, *\}$ containing at least 3 elements. Then $\dim(\Sigma Y_A) \leq 4$.*

Proof. Since $0 \notin A$, the map ϕ_Y^0 extends uniquely to $\pi(\Sigma Y_A) \subset B_Y$ by continuity. Thus, by the construction of C_Y , the stratum ΣY_A is projected homeomorphically to $\pi(\Sigma Y_A)$. As the codimension of $\pi(\Sigma Y_A)$ in B_Y is $|A| - 1 \geq 2$, $\dim(\Sigma Y_A) = \dim(\pi(\Sigma Y_A)) \leq 4$. \square

The rest of non-empty boundary strata are of codimension 1 in $C_Y \setminus \Gamma$. The strata ΣY_{0i} , $i = 1, 2, 3$ are of primary interest, as, similarly to ΣX_{i+1} , they are homeomorphic to $C_V^0 \times S^2$.

Lemma 4. *For $i = 1, 2, 3$, the map*

$$\eta_i : \Sigma Y_{0i} \rightarrow C_V^0 \times S^2 : (x_1, x_2, x_3, x_0, u_1, u_2, u_3) \mapsto ((x_1, x_2, x_3), u_i)$$

is a homeomorphism of degree $(-1)^i$ with respect to the orientation induced on ΣY_{0i} as on the boundary of $\Gamma \cup \Sigma Y_{0i}$ and the product of the orientation of C_V^0 defined above by the standard orientation of S^2 .

Some other strata, which seem to be rather big, admit orientation reversing homeomorphisms. In the next section this allows us to cancel them out.

Lemma 5. *Let $A = \{0, 1, 2\}$ or $\{0, 2, 3\}$. The stratum ΣY_A is a codimension 1 submanifold of a manifold $C_Y^0 \cup \Sigma Y_A$. The maps*

$$\zeta_1 : \Sigma Y_{012} \rightarrow \Sigma Y_{012} : (x_1, x_2, x_3, x_0, u_1, u_2, u_3) \mapsto (x_1, x_2, x_3, x_0, u_2, u_1, u_3),$$

$$\zeta_2 : \Sigma Y_{023} \rightarrow \Sigma Y_{023} : (x_1, x_2, x_3, x_0, u_1, u_2, u_3) \mapsto (x_1, x_2, x_3, x_0, u_1, u_3, u_2)$$

are homeomorphisms which can be extended to orientation reversing homeomorphisms of a neighborhood of ΣY_A in C_Y^0 .

Proof. The extensions can be defined by the following formulas:

$$(x_1, x_2, x_3, x_0) \mapsto (x_1, x_2, x_3, x_1 + x_2 - x_0),$$

$$(x_1, x_2, x_3, x_0) \mapsto (x_1, x_2, x_3, x_2 + x_3 - x_0)$$

□

3.5. Gluing Pieces Together. Now we are to construct \mathcal{C} as outlined in Section 3.1. We consider 6 copies of $C_X \times S^2$ and C_Y , i.e. the product $(C_X \times S^2 \cup C_Y) \times S_3$. Here the symmetric group S_3 is equipped with the discrete topology. The space \mathcal{C} is obtained as the quotient space of $(C_X \times S^2 \cup C_Y) \times S_3$ by the following identifications.

1. $\Sigma X_{12} \times S^2 \times \omega$ is identified with $\Sigma Y_{01} \times \omega \circ (1, 3, 2)$ via $(\xi_1 \times \text{id}_{S^2}) \circ \eta_1^{-1}$;
2. $\Sigma X_{23} \times S^2 \times \omega$ is identified with $\Sigma Y_{02} \times \omega \circ (2, 3)$ via $(\xi_2 \times \text{id}_{S^2}) \circ \eta_2^{-1}$;
3. $\Sigma X_{34} \times S^2 \times \omega$ is identified with $\Sigma Y_{01} \times \omega$ via $(\xi_3 \times \text{id}_{S^2}) \circ \eta_3^{-1}$;
4. $\Sigma Y_{012} \times \omega$ is identified with $\Sigma Y_{012} \times \omega \circ (1, 2)$ via ζ_1 ;
5. $\Sigma Y_{023} \times \omega$ is identified with $\Sigma Y_{023} \times \omega \circ (2, 3)$ via ζ_2 ;
6. the induced identifications on the boundaries of the strata above

For $\omega \in S_3$, let $\bar{\omega} : S^2 \times S^2 \times S^2 \rightarrow S^2 \times S^2 \times S^2$ be the permutation of the factors defined by ω . One can easily check that, as it was promised above, the maps $\bar{\omega} \circ \phi_X \times \text{id}_{S^2} : C_X \times S^2 \times \omega \rightarrow S^2 \times S^2 \times S^2$ and $\bar{\omega} \circ \phi_Y : C_Y \times \omega \rightarrow S^2 \times S^2 \times S^2$ give rise to a continuous map $\phi : \mathcal{C} \rightarrow S^2 \times S^2 \times S^2$. See Figure 5.

Despite of all these identifications, \mathcal{C} is not closed yet, that is although its high-dimensional strata are orientable and gluing reverses orientations, the high-dimensional homology group $H_6(\mathcal{C})$ is trivial. The boundary five-dimensional strata are obtained from ΣY_A with $A \subset \{0, 1, 2, 3, *\}$ containing both 0 and $*$ or a pair of consecutive elements of the sequence $\{*, 1, 2, 3, *\}$, or $A = \{0, 1, 2, 3\}$. Denote the union of these strata by \mathcal{S} . It is easy to see that $H_6(\mathcal{C}, \mathcal{S}) = \mathbb{Z}$. Indeed, the six-dimensional strata $C_Y^0 \times \omega$ and $C_X^0 \times S^2 \times \omega$ are connected and oriented. They are attached to each other by orientation reversing diffeomorphisms of five-dimensional

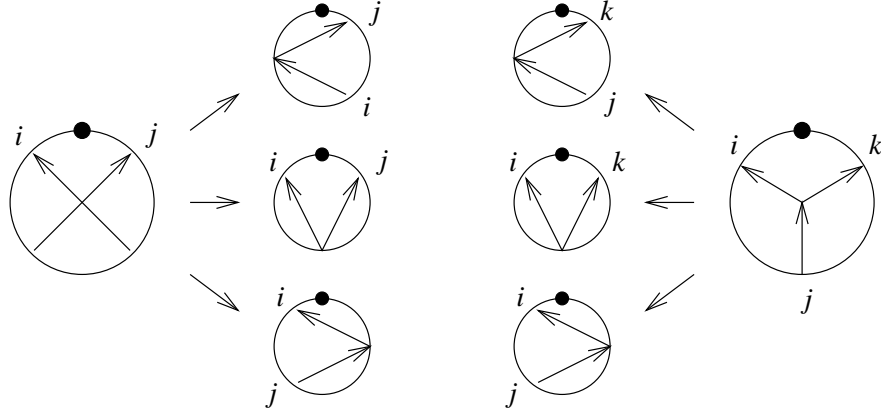


FIGURE 5.

strata on their boundary into a connected space \mathcal{C} . Finally, \mathcal{S} is the union of all the five-dimensional strata not involved in the gluing.

Now let us study the image of \mathcal{S} under ϕ and show that it is contained in the set D of triples $(u_1, u_2, u_3) \in S^2 \times S^2 \times S^2$ of vectors which are either coplanar or contain vector $\pm a$, where $a = (0, 1, 0) \in S^2 \subset \mathbb{R}^3$.

Lemma 6. *Let A be a subset of $\{1, 2, 3, *\}$. Then ϕ_Y maps ΣY_A into D .*

Proof. Observe, that if A contains two elements of $\{1, 2, 3, *\}$, then it contains a pair of consecutive elements of the sequence $\{*, 1, 2, 3, *\}$. If $A \supset \{1, *\}$ or $A \supset \{3, *\}$, then $u_1 = -a$ or $u_3 = a$, respectively. If $A \supset \{1, 2\}$ or $A \supset \{2, 3\}$, then $u_1 = -u_2$ or $u_2 = -u_3$, respectively. \square

Lemma 7. *Let A be a subset of $\{0, 1, 2, 3, *\}$ containing both 0 and *. Then ϕ_Y maps (ΣY_A) into D .*

Proof. When x_0 tends to infinity, all three vectors u_1, u_2, u_3 lie in the plane containing a and the direction of the move of x_0 . \square

Lemma 8. *Let $A = \{0, 1, 2, 3\}$. Then ϕ_Y maps (ΣY_A) into D .*

Proof. All three vectors u_1, u_2, u_3 lie in the plane containing the direction of the tangent vector to K at $x_0 = x_1 = x_2 = x_3$. \square

Theorem 3.A. *The space \mathcal{C} has a well-defined fundamental class $[\mathcal{C}] \in H_6(\mathcal{C}, \mathcal{S})$. The map $\phi : \mathcal{C} \rightarrow S^2 \times S^2 \times S^2$ induces homomorphism $H_6(\mathcal{C}, \mathcal{S}) \rightarrow H_6(S^2 \times S^2 \times S^2, D)$, which maps $[\mathcal{C}]$ to $6v_2(K)[S^2 \times S^2 \times S^2]$.*

Proof. Lemmae 6- 8 prove the first statement of Theorem 3.A. Now we prove the rest.

To evaluate the degree, we return to the arguments given in the first subsection of this section. Assume that our knot K is in general position with respect to the vertical projection. Calculate the degree by counting (with signs) points of the preimage of a regular value $r \notin D$ of $\phi : \mathcal{C} \rightarrow S^2 \times S^2 \times S^2$ close to (s, s, s) . As we observed in Section 2.2, those of them which belong to each of the six copies

of $C_{X_*} \times S^2$ contribute $v_2(K)$. It remains to notice that the preimage does not intersect the copies of C_{Y_*} . Indeed, each point of the preimage belonging to one of these copies would correspond to a configuration of $(x_1, x_2, x_3) \in K^3$ such that x_2 is positioned in \mathbb{R}^3 almost strictly above x_1 and x_3 . The points x_1 and x_3 are not close to each other because they are separated on K by x_2 . The projection of K is assumed to be generic. In particular, it does not have triple points. Therefore if r is sufficiently close to (s, s, s) , this configuration cannot appear. Note also, that although D divides $S^2 \times S^2 \times S^2$, and the regular value r may be chosen in any component of the complement of D , the above evaluation of the local degree does not depend on this choice. This completes the proof of Theorem 3.A. \square



3.6. Straightforward Applications. There are different ways for calculating the degree of a map. Two of them are classical.

First, one can take a regular value of the map and count the points of its preimage with signs (which are the local degrees of this map at the point). For instance, choosing a point sufficiently close to $(s, s, s) \in S^2 \times S^2 \times S^2$ we get again our combinatorial formula (1). Choosing a point sufficiently close to $(-s, -s, -s) \in S^2 \times S^2 \times S^2$ we get (2). Other choices of regular values give rise to other completely different combinatorial formulas for v_2 . Indeed, the strata of \mathcal{C} , which are copies of C_Y , have been added just to make the space closed, but under the original choice of the regular value they did not give any input in the combinatorial formulas. However under other choices of the regular value they become visible and change the type of the formulas. We will deal with this in the next section.

The second classical way is to take a differential form of top degree on the target, normalize it by the condition that the integral of this form over the whole manifold is equal to one, pull it back to the source and integrate over the whole source manifold. In this way one can deduce from Theorem 3.A Bar-Natan's integral formula [4] for $v_2(K)$.

These two methods can be mixed which gives rise to a method generalizing both of them. See Section 5.1 below.

4. FROM REGULAR VALUES TO NEW COMBINATORIAL FORMULAE

4.1. Counting Tinkertoy Diagrams. If we choose a generic regular value of ϕ and do not impose any restriction on the position of a knot, counting preimages of the regular value reduces to counting configurations of arrows in the space of the following two types. The configurations of the first type are pairs of arrows connecting points of the knot. The arrows are attached to the knot according to arrow diagram  and are directed in two of the three fixed directions. The configurations of the second type are tripods made of three arrows connecting a point in the space with three points on the knot. The arrows are attached according to the diagram  and are directed in the three fixed directions.

Similar configurations have been considered by D. Thurston [23] under the name of *tinkertoy diagrams*. The only difference is that his diagrams consist of unoriented segments, while ours are made of arrows. So, we will use the same term *tinkertoy diagram*.

Theorem 3.A implies curious geometric consequences concerning numbers of various tinkertoy diagrams on a given knot. However, we do not elaborate this topic in

a full generality. Instead, we obtain new combinatorial formulas related to special kinds of knot diagrams.

4.2. Regular Values near Both Poles. One of the interesting choices of the regular value is to take a point close to $(s, s, -s)$. Recall that since the vectors $s, s, -s$ are coplanar and hence $(s, s, -s) \in D$, the point $(s, s, -s)$ cannot be used as a regular value of ϕ to calculate $v_2(K)$ via Theorem 3.A. The same happens with (s, s, s) and to get our combinatorial formula (1) we took a regular value of ϕ sufficiently close to (s, s, s) . All points sufficiently close to (s, s, s) give the same combinatorial formula.

However points close to $(s, s, -s)$ give rise to different combinatorial formulas. Since we are interested in limit situations, it is reasonable to consider smooth paths $t \mapsto (s_1(t), s_2(t), s_3(t))$ with $\lim_{t \rightarrow \infty} (s_1(t), s_2(t), s_3(t)) = (s, s, -s)$, check if the numbers of tinkertoy diagrams stabilize after some value of t and write down the combinatorial formula obtained for sufficiently large t . However, first, let us consider the tinkertoy diagrams corresponding to a generic point close to $(s, s, -s)$.

4.3. Pairs of Arrows. Tinkertoy diagrams of the first kind (i.e., pairs of arrows with the end-points on the knot) consist of almost vertical, i.e. almost parallel to z -axis, arrows. Hence these arrows appear near double points of the knot projection to xy -plane. However, not all of them are directed downwards: one can be directed upwards. Therefore the tinkertoy diagrams of the first kind appearing at pairs of double points of the knot projection to xy -plane make a contribution different from the contribution in the case of a regular value close to (s, s, s) . Recall that then the contribution in the case of (s, s, s) was just $\langle 6 \text{ (diagram)} , G \rangle$. Now it is

$$\langle 2 \text{ (diagram)} + 2 \text{ (diagram)} + 2 \text{ (diagram)} , G \rangle.$$

A pair of almost vertical chords can be found also near the same double point of the knot projection. On a tinkertoy diagram of the first type the arrowheads are separated on the knot by the arrowtails (and by the base point $* = \infty$ on the other side). So the arrowheads cannot be close to each other on the knot. Therefore although a pair of almost vertical chords can be found near the same double point of the knot projection, in the case of (s, s, s) tinkertoy diagrams of the first type do not appear near the same double point. In the case of $(s, s, -s)$ this may happen, see Figure 6a. A double point c where a tinkertoy diagram corresponding to a pair of vectors (s_i, s_3) with $i = 1$ or 2 appears, may be described by the following combinatorial rule. Consider the plane P spanned by s_i and s_3 and passing through c . Choose a vector v in the intersection of P with the plane of projection so that the orientations of P defined by the frames (s_i, s_3) and (s_3, t) coincide. Denote by t_1, t_2 the tangent vectors to the branches of the knot projection in c (oriented and ordered by the orientation of our long knot). Then the condition is that the orientations of the xy -plane of projection, defined by the frames $(v, t_1), (v, t_2)$ and (t_1, t_2) coincide (due to generic choice of s_i, s_3 , vectors t_1, t_2 are transversal to P). See Figure 6b.

Thus to keep the contribution from the tinkertoy diagrams of the first type fixed, one needs to keep planes spanned by s_1, s_3 and s_2, s_3 unchanged as (s_1, s_2, s_3) approaches $(s, s, -s)$.

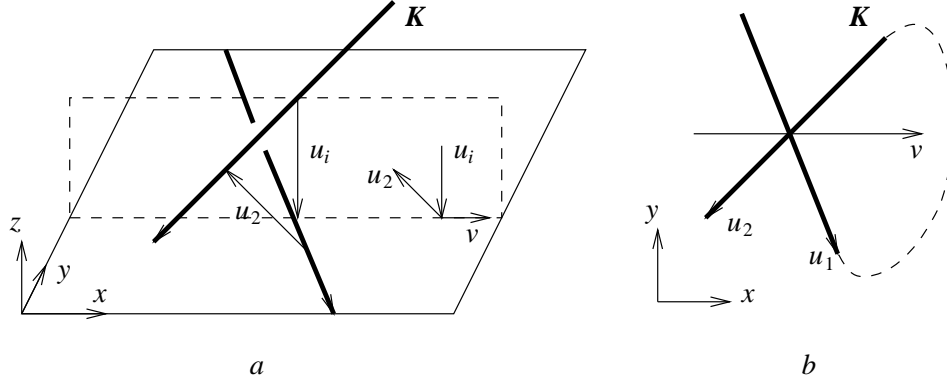


FIGURE 6. Tinkertoy diagram near a double point

4.4. Triangles Inscribed in Knot Diagram. Tripod tinkertoy diagrams behave in a more complicated way. If the regular value (s_1, s_2, s_3) is chosen near $(s, s, -s)$ generically, then the free vertex x_0 of the tripod is positioned high over the knot, as a vertex of sharp triangular pyramid with corners on the knot. The corner corresponding to s_3 should be between two other corners as they appear along the knot. This corner will be referred as *northern*. If the knot was positioned in the plane of the projection, the pyramids of this sort would correspond to triangles homothetic to each other and inscribed in the knot diagram in such a way that on the knot the northern vertex lies between two other vertices. If (s_1, s_2, s_3) is sufficiently close to $(s, s, -s)$ then the differences between the tripod tinkertoy diagrams based on the knot and on the knot diagram become inessential. In this case the contribution coming from tripods depends only on the xy -plane projection of the knot.

Now we can fix a curve in $S^2 \times S^2 \times S^2$ approaching $(s, s, -s)$ in such a way that the combinatorial formula for $v_2(K)$ defined via Theorem 3.A by counting tinkertoy diagrams associated with the point of this curve stabilizes as the point approaches $(s, s, -s)$:

Choose a triangle T in xy -plane generic with respect to the knot diagram under consideration. The genericity here means that the sides of T are not parallel to the tangent lines to the branches of the knot projection at double points. Let (X_1, Y_1) , (X_2, Y_2) , (X_3, Y_3) be vertices of T . Denote by $s_i(t)$ with $i = 1, 2, 3$, $t > 0$ the unit vectors $\frac{(X_i, Y_i, -t)}{\sqrt{X_i^2 + Y_i^2 + t^2}}$ for $i = 1, 2$ and $-\frac{(X_3, Y_3, -t)}{\sqrt{X_3^2 + Y_3^2 + t^2}}$ for $i = 3$. This is a smooth curve with $\lim_{t \rightarrow \infty} (s_1(t), s_2(t), s_3(t)) = (s, s, -s)$. As we saw, the set of tinkertoy diagrams associated with $(s_1(t), s_2(t), s_3(t))$ stabilizes as $t \rightarrow \infty$ and the resulting combinatorial formula for $6v_2(K)$ depends only on the diagram of K . It contains three terms:

1. $\langle 2 \begin{array}{c} \bullet \\ \diagup \quad \diagdown \\ \times \end{array} + 2 \begin{array}{c} \bullet \\ \diagdown \quad \diagup \\ \times \end{array} + 2 \begin{array}{c} \bullet \\ \diagup \quad \diagup \\ \times \end{array}, G \rangle,$
2. the number of double points of the projection positioned in the way described above with respect to the sides connecting the northern vertex (X_3, Y_3) with the other two vertices,

3. and the algebraic number of triangles homothetic to T and inscribed in the knot projection in such a way that on the knot the northern vertex lies between the two others.

The triangles are counted with signs. An interested reader can find a combinatorial rule for the sign of an inscribed triangle. Of course, it is nothing but the local degree of ϕ at the corresponding point.

Triangles inscribed in a knot projection are not customary for knot theory. Choosing more sophisticated paths approaching $(s, s, -s)$, we will derive new combinatorial formulas involving more common characteristics of knot projection.

4.5. Degeneration of Triangles. Fix a positive Δ and consider a family of triangles T_t in xy -plane with vertices $(-1, 0)$, $(\Delta, 0)$, $(0, \frac{1}{t})$. These are triangles with the same base $[-1, \Delta]$ and height tending to 0 as $t \rightarrow \infty$. Replace in the construction of the path $t \rightarrow (s_1(t), s_2(t), s_3(t))$ the triangle T with T_t : put $s_1(t) = \frac{(-1, 0, -t)}{\sqrt{1+t^2}}$, $s_2(t) = \frac{(\Delta, 0, -t)}{\sqrt{\Delta^2+t^2}}$ and $s_3(t) = -\frac{(0, 1/t, -t)}{\sqrt{t^2+1/t^2}}$.

Assume that at double points of the knot projection there is no branch with tangent parallel to x -axis. Then the tinkertoy diagrams associated to the points of the path under consideration stabilizes as $t \rightarrow \infty$. The diagrams of the first type look as in the previous case. Because of the special choice of the triangles, the combinatorial rule for calculating the number of double points with tinkertoy diagram of the first type simplifies and gives the number of double points of the knot projection where both branches are oriented upwards or both downwards.

The tripod tinkertoy diagrams are of two sorts. The ones of the first sort are related to the points of the knot projection where the y -coordinate restricted to the knot projection has a local maximum. The corresponding inscribed triangle shrinks to this point. The contribution to the formula is -1 .

The tinkertoy diagrams of the second sort are related to triples of points of the knot projection satisfying the following conditions. The points lie on the same line parallel to x -axis. The ratio of the distances between the middle point and two end points equals Δ . The middle point arises from the northern vertex, and hence lies between the other two points both on this horizontal line and on the knot. The contribution of such a triple is $\varepsilon = \pm 1$ defined by the following rule.

Denote the points of the triple by a, b, c in order of their appearance on the knot. Moving the horizontal line containing (a, b, c) up, we include (a, b, c) in a one-parameter family of triples $(a(y), b(y), c(y))$ of points of the knot projection. Denote by σ the sign of the derivative of $|c(y) - b(y)| - |a(y) - b(y)|$ at the initial position. For example, on the left hand side of Figure 7 $\sigma = -1$, while on the right hand side $\sigma = 1$. Denote by q the number of branches of the knot projection passing through a, b, c upwards. Then $\varepsilon = (-1)^q \sigma$.

The formula which is obtained in this way still involves geometry of the knot, though the geometry is reduced to planar geometry of the knot projection. Choosing an appropriate Δ or deforming a knot diagram, one can make the formulas purely combinatorial. We will do this in Sections 4.7-4.9.

4.6. Other Paths to Degeneration. Choosing other paths to $(s, s, -s)$ one can get many other combinatorial formulas. Even a simple reenumeration of the vertices of T_t changes the result. We consider two reenumeration.

For the first of them, put $s_1(t) = \frac{(-1,0,-t)}{\sqrt{1+t^2}}$, $s_2(t) = \frac{(0,1/t,-t)}{\sqrt{t^2+1/t^2}}$ and $s_3(t) = -\frac{(\Delta,0,-t)}{\sqrt{\Delta^2+t^2}}$. Literally repeating the arguments of Section 4.5 we have to make the following changes.

First, the same combinatorial rule for calculating the number of double points with tinkertoy diagram of the first type gives twice the number of double points of f where either both branches are oriented upwards and their intersection number¹ is $+1$, or both branches are oriented downwards and the intersection number is -1 .

Second, counting the contribution from tripods we observe that the one of local maxima disappears. The reason is that we have to count only inscribed triangles whose northern vertex lies on the knot between two other vertices. In this case, the rightmost vertex is northern, so such a triangle cannot be inscribed at the maximum respecting the order.

Third, by the same reason, triples of points of the knot projections lying on the same horizontal line should appear in another order on the knot: the rightmost point on the line should be the middle one on the knot.

Another renumeration is provided by $s_1(t) = \frac{(\Delta,0,-t)}{\sqrt{\Delta^2+t^2}}$, $s_2(t) = \frac{(0,1/t,-t)}{\sqrt{t^2+1/t^2}}$ and $s_3(t) = -\frac{(-1,0,-t)}{\sqrt{1+t^2}}$. Similarly to the above, the contribution of double points gives twice the number of double points of f where either both branches are oriented upwards and their intersection number is -1 , or both branches are oriented downwards and the intersection number is $+1$. The contribution made by tripods comes from triples of points of the knot projections lying on the same horizontal line such that the leftmost point on the line is the middle one on the knot.

4.7. Regular and Nonassociative Immersions. Now we have to make preparations for reformulating results in a purely combinatorial fashion. Let S be an oriented smooth one-dimensional manifold without boundary and $f : S \rightarrow \mathbb{R}^2$ an immersion.

A double point $d \in \mathbb{R}^2$ of f or the image in \mathbb{R}^2 of a critical point of the composition $S \xrightarrow{f} \mathbb{R}^2 \xrightarrow{p_y} \mathbb{R}$ is called a *critical point* of $f(S)$. A line passing through a critical point of $f(S)$ and parallel to x -axis is called a *critical level*.

Assume that the immersion f is *generic* in the sense that

1. it has only transversal double self-intersections,
2. its composition with the projection to y -axis has only non-degenerate critical points,
3. no critical point of its composition with the projection to y -axis is a double point and
4. each of its critical levels contains only one critical point.

Fix a real number $\Delta > 1$. A triple $a < b < c$ of points on a line is called Δ -*symmetric* if $\Delta^{-1} < \frac{c-b}{b-a} < \Delta$. It is easy to see that any horizontal line, which meets $f(S)$ sufficiently close to a critical point, intersects $f(S)$ in three points, which are not Δ -symmetric.

A generic immersion f is said to be Δ -*regular* if there are neighborhoods of the critical levels such that any horizontal line which intersects $f(S)$ in a non- Δ -symmetric triple of points lies in one of the neighborhoods of a critical level and two of the three points are close to the critical point.

¹To define the intersection number, one needs orientation and order of branches. Both are defined by the orientation of the source line \mathbb{R} of the immersion.

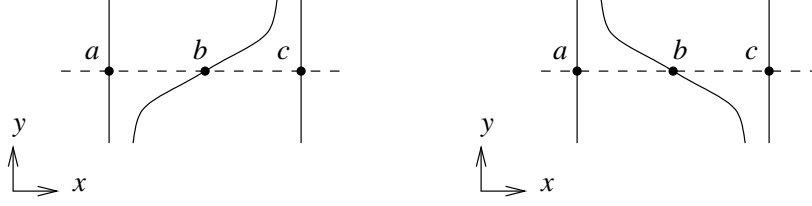


FIGURE 7. Appearance and disappearance of Δ -symmetric triples in a slice of Δ -nonassociative immersion.

It is clear that for any generic immersion f there exists sufficiently large Δ such that f is Δ -regular.

A generic immersion f with a finite number of critical levels is Δ -nonassociative if the following conditions hold for any horizontal line containing a Δ -symmetric triple $a < b < c$ of points of $f(S)$:

1. the line contains neither critical points nor other triples of Δ -symmetric points of $f(S)$,
2. $(a, c) \cap f(S) = b$,
3. the Δ -symmetric triple disappears in two different ways as the line moves up and down with $\frac{c-b}{b-a}$ varying from Δ^{-1} to Δ .

The two possible types of a neighborhood of $[a, c]$ are shown in Figure 7.

Again, one can see that for any generic immersion f there exists sufficiently large Δ such that f can be deformed by a diffeotopy of the plane to a Δ -nonassociative immersion.

Non-associative immersions are related to nonassociative tangles considered in [5], [7], which motivated our choice of this term.

The picture of a Δ -nonassociative immersion can be divided into standard horizontal strips by lines separating the fragments containing Δ -symmetric triples and critical levels. Each of the strips should contain either a single critical point or a fragment shown in Figure 7. This decomposition is referred to as a decomposition to elementary nonassociative fragments. It admits a purely combinatorial description in terms of bracketing, see [5]. An elementary fragment containing Δ -symmetric triple (i.e., a fragment shown in Figure 7) is called an *associator*.

4.8. Elementary Characteristics of Regular and Nonassociative Immersions. Let $f : S \rightarrow \mathbb{R}^2$ be a generic immersion. Denote by M the number of maximum points of the composition of the immersion and the projection to y -axis.

Denote by X the number of the double points where either both branches are oriented upwards or downwards. If $S = \mathbb{R}^1$, this number is splitted as $X = X_+ + X_-$, where X_+ is the number of double points of f where either both branches are oriented upwards and their intersection number is $+1$, or both branches are oriented downwards and the intersection number is -1 .

An immersion $f : \mathbb{R}^1 \rightarrow \mathbb{R}^2$ such that $f(x) = (0, x)$ for $x \in \mathbb{R}$ with sufficiently large $|x|$ is called a *long curve*. Thus, a long curve coincides at infinity with the standard parametrisation of the vertical axis.

4.9. Casson Invariant via Nonassociative Diagram. Consider a Δ -nonassociative long curve $\mathbb{R} \rightarrow \mathbb{R}^2$ and an associator A appearing in its decomposition. The three branches can be enumerated in two ways: from left to right and as their

preimages appear in the source. Denote by $\sigma(A)$ the element of S_3 which assigns the number of the branch counted according to the orientation on the source to the number of the same branch counted from left to right in the target. Denote by $q(A)$ the number of branches of A which are oriented upwards. Define the sign $\varepsilon(A)$ of A to be $(-1)^{q(A)}\text{sign}(\sigma(A))$, if A is as on the left hand side of Figure 7, and $-(-1)^{q(A)}\text{sign}(\sigma(A))$, if A is as on the right hand side of Figure 7. Note that the sign $\text{sign}(\sigma(A))$ and hence $\varepsilon(A)$ depend only of the cyclic order of the branches. Thus $\varepsilon(A)$ is defined also for an associator in an immersion of S^1 .

For a nonassociative long curve and $\omega \in S_3$ put $N(\omega) = \sum \varepsilon(A)$, where A runs over all the associators with $\sigma(A) = \omega$ appearing in the decomposition of the immersion.

Let N be the total algebraic number of associators. It is defined for a nonassociative immersion of either \mathbb{R}^1 or S^1 . In the case of \mathbb{R}^1 it splits: $N = \sum_{\omega \in S_3} N(\omega)$.

Theorem 4.A. *Let K be a long knot whose projection to xy -plane is a Δ -nonassociative immersion for some $\Delta > 0$. Let G be the corresponding Gauss diagram. Then*

$$(7) \quad v_2(K) = \frac{1}{2} \left\langle \begin{array}{c} \bullet \\ \diagup \diagdown \\ \bullet \end{array} + \begin{array}{c} \bullet \\ \diagdown \diagup \\ \bullet \end{array}, G \right\rangle + \frac{1}{4}(N(1) + N(1, 3)) + \frac{1}{4}X - \frac{1}{4}M$$

$$(8) \quad v_2(K) = \frac{1}{2} \left\langle \begin{array}{c} \bullet \\ \diagup \diagdown \\ \bullet \end{array} + \begin{array}{c} \bullet \\ \diagdown \diagup \\ \bullet \end{array}, G \right\rangle + \frac{1}{4}(N(2, 3) + N(1, 3, 2)) + \frac{1}{2}X_+$$

$$(9) \quad v_2(K) = \frac{1}{2} \left\langle \begin{array}{c} \bullet \\ \diagup \diagdown \\ \bullet \end{array} + \begin{array}{c} \bullet \\ \diagdown \diagup \\ \bullet \end{array}, G \right\rangle + \frac{1}{4}(N(1, 2) + N(1, 2, 3)) + \frac{1}{2}X_-$$

Here X , X_+ , X_- and M are the characteristics of the projection of K defined in Section 4.8, and $\left\langle \begin{array}{c} \bullet \\ \diagup \diagdown \\ \bullet \end{array} + \begin{array}{c} \bullet \\ \diagdown \diagup \\ \bullet \end{array}, G \right\rangle$ is the sum $\sum \varepsilon(c_1)\varepsilon(c_2)$ over all subdiagrams of G isomorphic to either $\begin{array}{c} \bullet \\ \diagup \diagdown \\ \bullet \end{array}$, or $\begin{array}{c} \bullet \\ \diagdown \diagup \\ \bullet \end{array}$, where c_1, c_2 are the chords of the subdiagram, see Section 1.2.

Theorem 4.A is stated for a diagram of a *long* knot. Here is its reformulation for classical (closed) knots.

Corollary 4.B. *Let K be a knot whose projection to xy -plane is a Δ -nonassociative immersion for some $\Delta > 0$. Let G be the corresponding Gauss diagram. Then*

$$(10) \quad v_2(K) = \frac{1}{4} \left\langle \begin{array}{c} \bullet \\ \diagup \diagdown \\ \bullet \end{array}, G \right\rangle + \frac{1}{24}N + \frac{1}{8}X - \frac{1}{24}M + \frac{1}{24}$$

Proof. Obviously,

$$\left\langle \begin{array}{c} \bullet \\ \diagup \diagdown \\ \bullet \end{array} + \begin{array}{c} \bullet \\ \diagdown \diagup \\ \bullet \end{array} + \begin{array}{c} \bullet \\ \diagup \diagdown \\ \bullet \end{array} + \begin{array}{c} \bullet \\ \diagdown \diagup \\ \bullet \end{array}, G \right\rangle = \left\langle \begin{array}{c} \bullet \\ \diagup \diagdown \\ \bullet \end{array}, G \right\rangle$$

Now the result follows from 1.A, 1.C and 4.A. Appearance of $\frac{1}{24}$ is related to the fact that closing a diagram long knot produces a new maximum point. \square

4.10. Casson Invariant via Regular Diagram. Below by the index of a point c with respect to a curve γ we mean the intersection number of R_c and γ , where R_c is the open horizontal ray starting at c and directed to the right.

Consider a Δ -regular long curve $f : \mathbb{R} \rightarrow \mathbb{R}^2$. The preimage of a double point d of f divides \mathbb{R} into three parts: two rays and a segment. Denote by $i_{\text{int}}(d)$ the index of d with respect to the image of this segment under f .

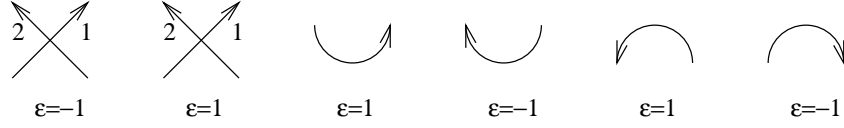


FIGURE 8. Signs of double and extremal points

Denote by $i_{\text{out}}(d)$ the index of d with respect to the image under f of the union of the rays. Let $\varepsilon(d)$ be the intersection number of the branches of $f(\mathbb{R})$ at d . See Figure 8. In Figure 9, $\varepsilon(d_1) = -1$, $\varepsilon(d_2) = 1$, $i_{\text{int}}(d_1) = 0$, $i_{\text{out}}(d_1) = 1$, $i_{\text{int}}(d_2) = -1$, $i_{\text{out}}(d_2) = 1$.

Put $I_{\text{out}} = \sum \varepsilon(d)i_{\text{out}}(d)$, $I_{\text{int}} = \sum \varepsilon(d)i_{\text{int}}(d)$, where the summations run over all double points d of f . For the curve in Figure 9, $I_{\text{int}} = -1$ and $I_{\text{out}} = 0$.

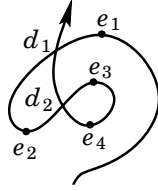


FIGURE 9.

Local extrema of the composition of f and the projection to the y -axis are called extremal points. At an extremal point e the curve f goes either in a clockwise or a counter-clockwise direction, see Figure 8. Let $\varepsilon(e)$ be 1 in the counter-clockwise case and -1 otherwise. In Figure 9, $\varepsilon(e_1) = \varepsilon(e_2) = 1$ and $\varepsilon(e_3) = \varepsilon(e_4) = -1$.

The preimage of an extremal point e of f divides \mathbb{R} into two rays. The curve $f(\mathbb{R})$ is decomposed into the halves which are the images of these rays. Denote by $i_r(e)$ and $i_l(e)$, respectively, the index of e with respect to the half of $f(\mathbb{R})$ approaching $f(e)$ from the right and left, respectively. Put $I_r = \sum \varepsilon(e)i_r(e)$, $I_l = \sum \varepsilon(e)i_l(e)$, where the summations run over all extremal points e of f . For the curve in Figure 9, $I_r = -1$ and $I_l = 0$.

Theorem 4.C. *Let K be a long knot whose projection to xy -plane and y -axis are generic. Let G be the Gauss diagram corresponding to the projection to the xy -plane. Then*

$$(11) \quad v_2(K) = \frac{1}{2} \left\langle \bigotimes + \bigotimes, G \right\rangle - \frac{1}{4}(I_{\text{out}} + I_r) + \frac{1}{4}X - \frac{1}{4}M$$

$$(12) \quad v_2(K) = \frac{1}{2} \left\langle \bigotimes + \bigotimes, G \right\rangle + \frac{1}{2}I_{\text{int}} + \frac{1}{2}X_+$$

$$(13) \quad v_2(K) = \frac{1}{2} \left\langle \bigotimes + \bigotimes, G \right\rangle - \frac{1}{4}(I_{\text{out}} + I_l) + \frac{1}{2}X_-$$

Here X , X_+ , X_- and M are the characteristics of the projection of K defined in Section 4.8, and $\left\langle \bigotimes + \bigotimes, G \right\rangle$ is the sum $\sum \varepsilon(c_1)\varepsilon(c_2)$ over all subdiagrams of G isomorphic to either \bigotimes , or \bigotimes , where c_1 , c_2 are the chords of the subdiagram, see Section 1.2.

Theorem 4.C is stated for a diagram of a *long* knot. However, it can be modified appropriately giving rise to a formulation similar to Corollary 4.B.

For a generic immersion $f : S^1 \rightarrow \mathbb{R}^2$ put $E = \sum \varepsilon(e)i(e)$, where e runs over extremal points of f and $i(e)$ is the index of e with respect to f . The preimage of a double point d of f divides S^1 into two arcs. The curve $f(S^1)$ is decomposed into the halves which are the images of these arcs. One of them turns at d in the clockwise direction, the other one turns counter-clockwise. Denote by $q_+(d)$ and $q_-(d)$, respectively, the index of d with respect to the former and latter, respectively. Put $Q = \sum (q_+(d) - q_-(d))$, where d runs over all double points of f .

Corollary 4.D. *Let K be a knot whose projection to xy -plane and y -axis are generic. Let G be the Gauss diagram corresponding to the projection to the xy -plane. Then*

$$(14) \quad v_2(K) = \frac{1}{4} \left\langle \bigotimes, G \right\rangle - \frac{1}{24}E + \frac{1}{2}Q + \frac{1}{8}X - \frac{1}{24}M + \frac{1}{24}$$

The proof is similar to the proof of 4.B. Turn a closed curve to a long curve by cutting the leftmost string and moving the cut points up and down. Clearly, E turns into $I_1 + I_r$. Also, it is easy to check that Q turns $I_{\text{int}} - I_{\text{out}}$. Furthermore, M increases by 1. Now the result follows from 1.A, 1.C and 4.C. \square

4.11. Digression: Relation to Arnold's Invariants of Plane Curves. Notice that in all the formulas of this Section there is a part depending only on the knot projection. Moreover the rest of the formula is common for all of the formulas: $\left\langle 2 \bigotimes + 2 \bigotimes + 2 \bigotimes, G \right\rangle$. Thus the parts of the formulas depending only on the plane curve represent the same characteristic of the plane curve. Denote it by I .

It is easy to identify it with a linear combination $8St + 4J^+$ of invariants St and J^+ of a generic immersion introduced by Arnold [2].

Indeed, consider an ascending diagram of the unknot with the given planar projection. Since v_2 of unknot is 0,

$$I = - \left\langle 2 \bigotimes + 2 \bigotimes + 2 \bigotimes, G \right\rangle,$$

where G is the corresponding Gauss diagram of the unknot. The latter coincides with the Gauss diagram formula for $4(2St + J^+)$ proved in [20].

$\frac{1}{4}I$ coincides with the invariant which was extracted by Lin and Wang [15] from Bar-Natan's integral formula [4] representing $v_2(K)$.

All the formulas for $v_2(K)$ described above in this section can be considered as formulas for $8St + 4J^+$.

5. NEW CONFIGURATION SPACES AND FORMULAE

5.1. A Digression on the Degree of a Map. The two classical methods for calculating the degree of a map discussed in Section 3.6 above, admit the following common generalization. Let M and N be oriented smooth closed manifolds of dimension n . Let N be connected and L be its oriented smooth closed connected submanifold. Let $f : M \rightarrow N$ be a differentiable map transversal to L . The orientations of N and L define an orientation of the normal bundle of L in N . Because of transversality, $f^{-1}(L)$ is a smooth submanifold of M . The normal bundle of $f^{-1}(L)$ is naturally isomorphic to the pull back of the normal bundle of L and gets oriented. This orientation together with the orientation of M defines an orientation of $f^{-1}(L)$. Therefore, both L and $f^{-1}(L)$ are oriented smooth closed

manifolds of the same dimension and the map $g : f^{-1}(L) \rightarrow L$ defined by f has a well-defined degree. Obviously, this degree coincides with the degree of f .

It can be calculated by both of the classical methods. However the first method gives the expression for the degree literally coinciding with the one obtained by this method applied to the original map. The second method gives a new expression for the degree. In the case when L is a point, this coincides with the expression obtained by the first method. In the case $L = N$, this coincides with the expression provided by the second method applied to f . So, this is indeed a generalization of both methods.

There are obvious generalizations of this observation. First, M can be a stratified pseudomanifold. Then the transversality condition is formulated as follows: the restrictions of f to strata of dimension $\geq \dim L$ are transversal to L . Second, a relative situation can be considered: M and N are replaced by pairs (M, M_0) and (N, N_0) with $H_n(N, N_0) = \mathbb{Z}$ and $H_{\dim L}(L, L_0) = \mathbb{Z}$ where $L_0 = L \cap N_0$. Then the degree of a map $f : (M, M_0) \rightarrow (N, N_0)$ is equal to the degree of the induced map

$$(f^{-1}(L), f^{-1}(L_0)) \rightarrow (L, L_0).$$

Despite of apparent simplicity of this trick, it allows us to obtain several new geometrically interesting presentations of v_2 . We apply it to the map $\phi : (\mathcal{C}, \mathcal{S}) \rightarrow (S^2 \times S^2 \times S^2, D)$ and various $L \subset S^2 \times S^2 \times S^2$. However, this scheme is not easy to follow. The first difficulty is related to the transversality condition. The map has to be transversal to L on each stratum of \mathcal{C} (of all the dimensions). The number of strata is rather large. Moreover, in all the interesting cases there are strata on which the transversality condition is not satisfied. Another difficulty is that in the most interesting cases $L \subset D$. This problem is similar to the one we encountered in Section 4. There we stepped back to a generic situation and then passed to limit. Here we can follow the same pattern, but prefer to consider the geometry related to L in detail.

The initial point of this consideration is still the structure of $\phi^{-1}(L)$. However now we first take the intersection of $\phi^{-1}(L)$ with the union \mathcal{C}^0 of all 6-dimensional strata of \mathcal{C} . Denote it by \mathcal{C}_L^0 . Then take the closure of \mathcal{C}_L^0 in \mathcal{C} . Denote the resulting space $\overline{\phi^{-1}(L) \cap \mathcal{C}^0}$ by \mathcal{C}_L . It is smaller and simpler than $\phi^{-1}(L)$: even some high-dimensional strata of $\phi^{-1}(L)$ do not show up. This does not mean that we start over again from scratch. We use the way how the high-dimensional strata of \mathcal{C} are attached to each other. Furthermore, since on these strata ϕ is transversal to L , we can define the orientations using the scheme above. Calculation of the degree is reduced to the case studied above via consideration of the preimage of a regular value.

5.2. Locking the Free Point on a Chord. Choose for L the diagonal

$$\{(u_1, u_2, u_3) \in S^2 \times S^2 \times S^2 \mid u_2 = u_3\}.$$

One can check that for a knot in general position the restriction of ϕ to each 6-dimensional stratum of \mathcal{C} is transversal to L . Let us identify L with $S^2 \times S^2$ by $(u_1, u_2, u_3) \mapsto (u_1, u_2)$ and denote by $\phi_L : \mathcal{C}_L \rightarrow S^2 \times S^2$ the map induced by ϕ .

\mathcal{C}_L is a four-dimensional pseudo-manifold. Its four-dimensional strata are the components of $\phi^{-1}(L) \cap \mathcal{C}^0$. The components originated from $C_Y^0 \times \omega$ can be identified with subspaces of C_Y^0 obtained by locking the free point x_0 on a line connecting x_i and x_j with $1 \leq i < j \leq 3$. These subspaces are even closer to the initial motivation for introducing auxiliary strata, see Figure 4.

The strata related to C_Y^0 look as follows. For $i = 1, 2, 3$, denote by $C_{Y,i}^0$ the subspace of C_Y^0 defined by the condition

1. x_0 lies on the line connecting x_2 and x_3 between them, if $i = 1$,
2. x_0 lies on the line connecting x_1 and x_3 outside $[x_1, x_3]$, if $i = 2$,
3. x_0 lies on the line connecting x_2 and x_1 between them, if $i = 3$.

In the obvious sense, these spaces are associated with the diagrams shown in Figure 10. Denote by $C_{Y,i}$ the closure of $C_{Y,i}^0$ in C_Y .

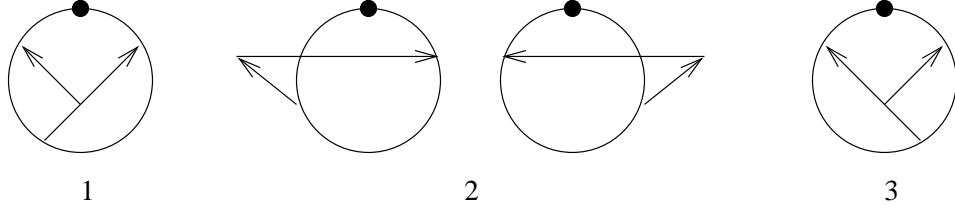


FIGURE 10. Diagrams representing $C_{Y,i}^0$, $i = 1, 2, 3$.

The intersection of $\phi^{-1}(L)$ with $C_Y^0 \times \omega$ can be identified with:

1. $C_{Y,1}^0$ if $\omega = 1$ or $(2, 3)$;
2. $C_{Y,2}^0$ if $\omega = (1, 2)$ or $(1, 3, 2)$;
3. $C_{Y,3}^0$ if $\omega = (1, 3)$ or $(1, 2, 3)$.

Under these identifications, ϕ_L turns into the maps extending the ones defined by the following formulas on $C_{Y,i}^0$ with $i = 1, 2, 3$ respectively:

1. $(x_1, x_2, x_3, x_0) \mapsto \left(\frac{x_1 - x_0}{|x_1 - x_0|}, \frac{x_3 - x_0}{|x_3 - x_0|} \right);$
2. $(x_1, x_2, x_3, x_0) \mapsto \left(\frac{x_0 - x_2}{|x_0 - x_2|}, \frac{x_3 - x_0}{|x_3 - x_0|} \right);$
3. $(x_1, x_2, x_3, x_0) \mapsto \left(\frac{x_3 - x_0}{|x_3 - x_0|}, \frac{x_1 - x_0}{|x_1 - x_0|} \right).$

Four other four-dimensional strata of \mathcal{C}_L can be identified with C_X^0 . These strata are the intersections of $\phi^{-1}(L)$ with $C_X^0 \times S^2 \times \omega$, for $\omega = 1, (2, 3), (1, 2), (1, 3, 2)$. On two of these strata ϕ_L is identified with ϕ_X^0 and on two others, with ϕ_X^0 followed by the permutation of the factors in $S^2 \times S^2$.

For the two remaining $\omega \in S_3$ (i.e., $(1, 3)$ and $(1, 2, 3)$), the intersections of $\phi^{-1}(L)$ with $C_X^0 \times S^2 \times \omega$ can be naturally identified with the product $C_{II}^0 \times S^2$, where

$$(15) \quad C_{II}^0 = \{(x_1, x_2, x_3, x_4) \in C_X^0 \mid x_1 - x_3 = \lambda(x_4 - x_2) \text{ with } \lambda > 0\}.$$

Under this identification, ϕ_L turns to $\phi_{II}^0 \times \text{id}_{S^2}$, where

$$\phi_{II}^0 : C_{II}^0 \rightarrow S^2 : (x_1, x_2, x_3, x_4) \mapsto \frac{x_1 - x_3}{|x_1 - x_3|}.$$

The identifications which have been made in the construction of \mathcal{C} reduce the boundary of \mathcal{C}_L^0 in \mathcal{C}_L . The remaining 3-dimensional strata of the boundary coincide with the 3-dimensional strata of $\mathcal{C}_L \cap \mathcal{S}$. Denote the closure of these boundary strata by \mathcal{S}_L .

Observe that each 4-dimensional stratum of \mathcal{C}_L described above appears twice, with the same mapping to $S^2 \times S^2$. This happens because L is defined by $u_2 = u_3$

and the permutation $(2, 3)$, which acts in \mathcal{C} , commutes with $(2, 3)$, which acts in $S^2 \times S^2 \times S^2$. Therefore, we can quotient out \mathcal{C}_L by the induced involution. The resulting space $\mathcal{C}_L/\mathbb{Z}_2$ has six 4-dimensional strata: $C_{Y,1}^0$, $C_{Y,2}^0$, $C_{Y,3}^0$, two copies of C_X^0 , and the stratum $S^2 \times C_{II}^0$.

Denote by $D^l \subset S^2 \times S^2$ the set

$$\{(u_1, u_2) \mid u_1 = -u_2\} \cup \{(u_1, u_2) \mid u_1 = \pm a\} \cup \{(u_1, u_2) \mid u_2 = \pm a\}.$$

It is a bouquet of three copies of S^2 . Note that D^l has codimension 2 in $S^2 \times S^2$, in contrast to D , which has codimension 1 in $S^2 \times S^2 \times S^2$. A straightforward modification of Theorem 3.A looks as follows.

Theorem 5.A. *The space $\mathcal{C}_L/\mathbb{Z}_2$ has a well-defined fundamental class $[\mathcal{C}_L/\mathbb{Z}_2] \in H_4(\mathcal{C}_L/\mathbb{Z}_2, \mathcal{S}_L/\mathbb{Z}_2)$. The map $\phi_L : \mathcal{C}_L \rightarrow S^2 \times S^2$ induces homomorphism*

$$H_4(\mathcal{C}_L/\mathbb{Z}_2, \mathcal{S}_L/\mathbb{Z}_2) \rightarrow H_4(S^2 \times S^2, D^l),$$

which maps $[\mathcal{C}_L/\mathbb{Z}_2]$ to $3v_2(K)[S^2 \times S^2]$. \square

5.3. Configurations of Parallel Arrows. A part of $\mathcal{C}_L/\mathbb{Z}_2$ coincides with $C_{II}^0 \times S^2$, which is mapped to $S^2 \times S^2$ by $\phi_{II} \times \text{id}_{S^2}$. This part of $\mathcal{C}_L/\mathbb{Z}_2$ differs in its nature from the rest of the main strata. It turns out that this part can be splitted out.

Observe that C_{II}^0 is the preimage of the diagonal under the map $\phi^0 : C_X^0 \rightarrow S^2 \times S^2$. The orientation of C_{II}^0 (defined by the orientation of \mathcal{C}_L) can be computed as described in Section 5.1. To a generic point $(x_1, x_2, x_3, x_4) \in C_{II}^0$, there correspond the projection π along $x_1 - x_3$ and two crossings of this projection: $c_{13} = \pi(x_1) = \pi(x_3)$ and $c_{42} = \pi(x_4) = \pi(x_2)$. At such a point, one can take as local coordinates x_1 and x_3 . The local degree of ϕ_{II}^0 with respect to the orientation defined by the coordinate system (x_1, x_3) is the sign $\varepsilon(c_{13})$ of c_{13} . The local degree of ϕ_{II}^0 at this point is the product of this sign and $\varepsilon(c_{42})$. Hence the orientation of C_{II}^0 differs from the orientation defined by the coordinate system (x_1, x_3) by $\varepsilon(c_{42})$.

Denote by C_{II} the closure of C_{II}^0 in C_X and denote by ϕ_{II} the extension of ϕ_{II}^0 to C_{II} . The 1-strata of ∂C_{II} , whose images under ϕ_{II} do not coincide with a , are $\Sigma II_{i,i+1} = C_{II} \cap \Sigma X_{i,i+1}$, $i = 1, 2, 3$. There are embeddings

$$e_1 : \Sigma II_{1,2} \rightarrow \Sigma II_{2,3} : (x_1, x_1, x_2, x_3) \rightarrow (x_1, x_2, x_2, x_3),$$

$$e_2 : \Sigma II_{3,4} \rightarrow \Sigma II_{2,3} : (x_1, x_2, x_3, x_3) \rightarrow (x_1, x_2, x_2, x_3).$$

Let \mathcal{C}_{II} be the quotient space of C_{II} obtained by identification of $\Sigma II_{2,3}$ with $\Sigma II_{1,2} \cup \Sigma II_{3,4}$ via these embeddings. It is easy to check that ϕ_{II} defines a map $\mathcal{C}_{II} \rightarrow S^2$. Denote this map by the same symbol ϕ_{II} .

Theorem 5.B. *\mathcal{C}_{II} has a well-defined fundamental class $[\mathcal{C}_{II}] \in H_2(\mathcal{C}_{II}, \partial \mathcal{C}_{II})$. The map $\phi_{II} : \mathcal{C}_{II} \rightarrow S^2$ induces homomorphism $H_2(\mathcal{C}_{II}, \partial \mathcal{C}_{II}) \rightarrow H_2(S^2, a)$, which maps $[\mathcal{C}_{II}]$ to $v_2(K)[S^2]$.*

Proof. The local degree of ϕ_{II} at a generic point $(x_1, x_2, x_3, x_4) \in \mathcal{C}_{II}$ is $\varepsilon(c_{13})\varepsilon(c_{42})$. Summing up the local degrees at all points of the preimage of some regular value, we obtain the right hand side of (1). \square

Let us return to the space $\mathcal{C}_L/\mathbb{Z}_2$ of Section 5.2. Remove $C_{II}^0 \times S^2$ from $\mathcal{C}_L/\mathbb{Z}_2$ and see the edge of the cut by $e_1 \times \text{id}_{S^2}$ and $e_1 \times \text{id}_{S^2}$. Denote the result by \mathcal{C}^l (superindex l stands for “line” alluding to locking the free point on a line). Denote

by ϕ^l the map $\mathcal{C}^l \rightarrow S^2 \times S^2$ defined by ϕ_L . Denote by \mathcal{S}^l the subspace of \mathcal{C}^l obtained from \mathcal{S}_L . Combining Theorems 5.A and 5.B, we get the following theorem.

Theorem 5.C. *The space \mathcal{C}^l has a well-defined fundamental class $[\mathcal{C}^l] \in H_4(\mathcal{C}^l, \mathcal{S}^l)$. The map $\phi^l : \mathcal{C}^l \rightarrow S^2 \times S^2$ induces homomorphism $H_4(\mathcal{C}^l, \mathcal{S}^l) \rightarrow H_4(S^2 \times S^2, D^l)$, which maps $[\mathcal{C}^l]$ to $2v_2(K)[S^2]$. \square*

5.4. Application: New Integral Formula. Theorem 5.C gives rise to an integral formula for v_2 by choosing the standard volume form on $S^2 \times S^2$, pulling it back by ϕ^{l*} and integrating over \mathcal{C}^l . Put

$$\omega = \frac{x dy \wedge dz + y dz \wedge dx + z dx \wedge dy}{(x^2 + y^2 + z^2)^{3/2}}.$$

Recall that for a knot K we denote by C_V^0 the space of 3-tuples $(x_1, x_2, x_3) \in K^3$ of points ordered in the natural way defined by the orientation of K with $* \neq x_1 \neq x_2 \neq x_3 \neq *$.

Corollary 5.D.

$$(16) \quad v_2(K) = \int_{C_X^0} \omega(x_1 - x_3) \wedge \omega(x_4 - x_2) + \\ \frac{1}{2} \int_{C_V^0} \int_{t \in (0,1)} \omega(x_1 - x_2) \wedge \omega((x_2 - x_3) + t(x_1 - x_2)) + \\ \frac{1}{2} \int_{C_V^0} \int_{t \in (0,1)} \omega(x_2 - x_3) \wedge \omega((x_1 - x_2) + t(x_2 - x_3)) + \\ \frac{1}{2} \int_{C_V^0} \int_{t \in (-\infty, 0) \cup (1, \infty)} \omega(x_3 - x_1) \wedge \omega((x_1 - x_2) + t(x_3 - x_1))$$

\square

5.5. Slicing by Parallel Planes. Now choose for L the 3-torus

$$\{(u_1, u_2, u_3) \in S^2 \times S^2 \times S^2 \mid u_1 \cdot a = u_2 \cdot a = u_3 \cdot a = 0\}.$$

For a knot in general position the restriction of ϕ to each 6-dimensional stratum of \mathcal{C} is transversal to L . Denote by $\phi_L : \mathcal{C}_L \rightarrow S^1 \times S^1 \times S^1$ the map induced by ϕ . Now \mathcal{C}_L is a 3-dimensional pseudo-manifold, which has twelve 3-dimensional strata.

Six of them, which are $\phi^{-1}(L) \cap (C_X^0 \times S^2 \times \omega)$ with $\omega \in S_3$, can be identified with $C_X^a \times S^1 \times \omega$, where

$$C_X^a = \{(x_1, x_2, x_3, x_4) \in C_X^0 \mid (x_1 - x_3) \cdot a = (x_4 - x_2) \cdot a = 0\}.$$

In other words, C_X^a is the space whose points are 4-tuples (x_1, x_2, x_3, x_4) of points on the knot such that each of the pairs (x_1, x_3) and (x_2, x_4) lies in a plane orthogonal to a , see Figure 11.

The other six strata, which are $\phi^{-1}(L) \cap (C_Y \times \omega)$ with $\omega \in S_3$, can be identified with $C_Y^a \times \omega$, where

$$C_Y^a = \{(x_1, x_2, x_3, x_0) \in C_Y^0 \mid (x_1 - x_0) \cdot a = (x_2 - x_0) \cdot a = (x_3 - x_0) \cdot a = 0\}.$$

The space C_Y^a consists of 4-tuples (x_1, x_2, x_3, x_0) of points lying in the same plane orthogonal to a such that x_1, x_2 and x_3 belong to K . See Figure 11.

As above in Section 5.2, 2-dimensional strata of the boundary of \mathcal{C}_L coincide with the 2-dimensional strata of $\mathcal{C}_L \cap \mathcal{S}$. They are contained in the closure of $\cup_{\omega} C_Y^a \times \omega$. A point of these strata can be interpreted as a triple of points contained in the

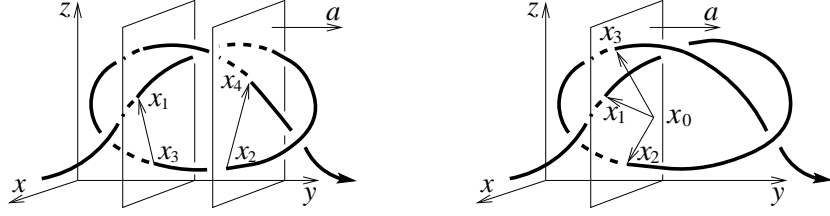


FIGURE 11.

same plane orthogonal to a , which is tangent to the knot at one of these points and intersects the knot in one of the other two points. Such a configuration appears as a limit of 4-tuples belonging to C_Y^a when two of the points on the knot collide.

Denote the closure of these boundary strata by S_L .

Denote by $D^a \subset S^1 \times S^1 \times S^1$ the set

$$\{(u_1, u_2, u_3) \mid u_1 = -u_2\} \cup \{(u_1, u_2, u_3) \mid u_2 = -u_3\} \cup \{(u_1, u_2, u_3) \mid u_3 = -u_1\}.$$

Applying now the scheme described in Section 5.1, we obtain the following theorem.

Theorem 5.E. \mathcal{C}_L has a well-defined fundamental class $[\mathcal{C}_L] \in H_4(\mathcal{C}_L, S_L)$. The map $\phi_L : \mathcal{C}_L \rightarrow S^1 \times S^1 \times S^1$ induces homomorphism $H_3(\mathcal{C}_L, S_L) \rightarrow H_3(S^1 \times S^1 \times S^1, D^a)$, which maps $[\mathcal{C}_L]$ to $6v_2(K)[S^1 \times S^1 \times S^1]$. \square

5.6. Yet Another Integral Formula. Theorem 5.E gives rise to an integral formula for v_2 by choosing the standard volume form on $S^1 \times S^1 \times S^1$, pulling it back by ϕ_L^* and integrating over \mathcal{C}_L . Put

$$\alpha = \frac{1}{2\pi} \frac{x dz - z dx}{x^2 + z^2}.$$

This is the normalized length form on the circle in the xz -plane.

For fixed $t_1, t_2 \in \mathbb{R}$, a 4-tuple $P = (w_1, w_2, w_3, w_4)$ of points w_i on xz -plane is called a (t_1, t_2) -slice if there exists $(x_1, x_2, x_3, x_4) \in C_X^a$ such that x_1 and x_3 have y -coordinates equal to t_1 , x_2 and x_4 have y -coordinates equal to t_2 , and the projection of x_i to xz -plane is w_i . Denote by p the number of x_i 's such that the projection to y -axis of a positively oriented tangent vector to the knot is negative. For a fixed $t \in \mathbb{R}$, a triple $Q = (w_1, w_2, w_3)$ of points w_i on xz -plane is called a t -slice if there exists $(x_0, x_1, x_2, x_3) \in C_Y^a$ such that x_i has y -coordinate equal to t and the projection to xz -plane is w_i . Denote by q the number of x_i 's with $i = 1, 2, 3$ such that the projection to y -axis of a positively oriented tangent vector to the knot is negative.

Corollary 5.F.

$$(17) \quad v_2(K) = \int_{-\infty < t_1 < t_2 < \infty} \sum_{(t_1, t_2)\text{-slice}} (-1)^p \alpha(w_1 - w_3) \wedge \alpha(w_4 - w_2) + \\ \int_{-\infty < t < \infty} \sum_{t\text{-slice}} \int_{w_0 \in \mathbb{R}^2 \setminus \bigcup_{i=1}^3} \alpha(w_1 - w_0) \wedge \alpha(w_0 - w_2) \wedge \alpha(w_3 - w_0)$$

\square

Remark 5.G. The first integral is similar to the integral in the Kontsevich formula for $v_2(K)$, see [12] and [4]. However, in our formula we have instead of dw/w only the imaginary part of dw/w . Thus the contribution of the real part of dw/w to the Kontsevich formula is replaced by the second integral. A similar relation between the associators in non-associative tangles and the contribution of C_Y already appeared in Section 4.7–4.9. This may shed light onto yet non-understood relation between the integral formulas of Kontsevich [12], [4] and Bott-Taubes [6].

REFERENCES

- [1] S. Akbulut and J. McCarthy, *Casson's invariant for oriented homology 3-spheres — an exposition*, Princeton Math. Notes 36, Princeton University Press, 1990.
- [2] V.I. Arnold, *Topological invariants of plane curves and caustics*, University lecture series (Providence RI) **5** (1994)
- [3] S. Axelrod and I.M. Singer, *Chern-Simons Perturbative Theory*, in Proceedings of the XXth DGM Conference, edited by S. Catto and A. Rocha (World Scientific, Singapore, 1992), 3–45; *Chern-Simons Perturbation, II*, J. Diff. Geom. **39** (1994) 173–213.
- [4] D. Bar-Natan, *On the Vassiliev knot invariants*, Topology **34** (1995) 423–472.
- [5] D. Bar-Natan, *Non-associative tangles*, in *Geometric topology* (proceedings of the Georgia international topology conference), (W. H. Kazez, ed.), 139–183, AMS and International Press, Providence, 1997.
- [6] R. Bott, C. Taubes, *On the self-linking of knots*, J. Math. Phys. **35** (1994), 5247–5287.
- [7] P. Cartier, *Construction combinatoire des invariants de Vassiliev-Kontsevich des noeuds*, C. R. Acad. Sci. Paris **316** (1993), 1205–1210.
- [8] W. Fulton, R. MacPherson, *A Compactification of Configuration Spaces*, Ann. Math. **139** (1994), 183–225.
- [9] P. Gilmer, *A method for computing the Arf invariants for links*, Quantum Topology, Series on Knots and Everything Vol. 3, ed. L. Kauffman and R. Baadhio, World Sci., Singapore, 1993, 174–181.
- [10] M. Goussarov, M. Polyak, O. Viro, *Finite Type Invariants of Classical and Virtual Knots*, preprint math.GT/9810073.
- [11] Louis H. Kauffman, *On Knots*, Annals of Math. Studies 115, Princeton University Press (1987).
- [12] M. Kontsevich, *Vassiliev's knot invariants*, Adv. Sov. Math. **16** (1993), 137–150.
- [13] Jean Lannes, *Sur les invariants de Vassiliev de degré inférieur ou égal à 3*, Enseign. Math. (2) **39** (1993) no. 3-4, 295–316.
- [14] Jean Lannes, *Sur l'invariant de Kervaire des noeuds classiques*, Comment. Math. Helvetici, **60** (1985) 179–192.
- [15] Xiao-Song Lin and Zhengnan Wang, *Integral geometry of plane curves and knot invariants*, J. Diff. Geom. **44** (1996), no. 1, 74–95.
- [16] Ka Yi Ng, *Groups of ribbon knots*, Topology **37** (1998) 441–458.
- [17] S. Piunikhin, *Combinatorial expressions for universal Vassiliev link invariant*, Comm. Math. Phys. **168-1** 1–22.
- [18] Sylvain Poirier, *Rationality results for the configuration space integral of knots*, preprint math.GT/9901028.
- [19] Michael Polyak and Oleg Viro, *Gauss Diagram Formulas for Vassiliev invariants*, Int. Math. Research Notices, **11** (1994) 445–453.
- [20] Michael Polyak, *Invariants of curves and fronts via Gauss diagrams*, Topology **37** (1998) 989–1009.
- [21] Michael Polyak, *On the algebra of arrow diagrams*, preprint <http://www.math.tau.ac.il/~polyak/>.
- [22] Dale Rolfsen, *Knots and links*, Publish or Perish, Inc., 1990.
- [23] D. Thurston, *Integral expressions for the Vassiliev knot invariants*, Harvard University senior thesis, April 1995.
- [24] V.A. Vassiliev, *Cohomology of knot spaces*, Theory of singularities and its applications (Providence) (V.I. Arnold, ed.) AMS, Providence, 1990.

M. POLYAK, SCHOOL OF MATHEMATICS, TEL-AVIV UNIVERSITY, 69978 TEL-AVIV, ISRAEL
E-mail address: `polyak@math.tau.ac.il`

O. VIRO, DEPARTMENT OF MATHEMATICS, UPPSALA UNIVERSITY S-751 06 UPPSALA, SWEDEN;
POMI, FONTANKA 27, ST.PETERSBURG, 191011, RUSSIA.
E-mail address: `oleg@math.uu.se`