

## Two-time synchronism and induced synchronization

Przemysław Szlachetka,\* Krzysztof Grygiel,† and Marcin Misiak‡  
*Nonlinear Optics Division, Institute of Physics, A. Mickiewicz University,  
 ul. Umultowska 85, PL 61-614 Poznań, Poland*  
 (Dated: November 10, 2018)

A pair  $(\mathbf{A}, \mathbf{B})$  of interacting oscillators treated as a master system sending signals to its slave copy  $(\mathbf{a}, \mathbf{b})$  through two communication channels  $\mathbf{A} \Rightarrow \mathbf{a}$  and  $\mathbf{B} \Rightarrow \mathbf{b}$  is considered. The effect of non-simultaneous (two-time) synchronization of the pairs  $(\mathbf{a}, \mathbf{A})$  and  $(\mathbf{b}, \mathbf{B})$  is demonstrated with the help of coupled Kerr oscillators producing hyperchaos. An individual pair, for example,  $(\mathbf{b}, \mathbf{B})$  can also be synchronized when its communication channel  $\mathbf{B} \Rightarrow \mathbf{b}$  is turned off, provided that the second channel for the pair  $(\mathbf{a}, \mathbf{A})$  is turned on. The resulted synchronization is termed induced. The efficiencies of the presented synchronization processes are studied..

PACS numbers: 05.45.Xt, 42.65.Sf

Recently, there has been a great deal of interest in the study of coupled oscillators and their role in explaining the basic features of man-made and natural systems. Such systems can exhibit behaviors such as on-off intermittency [1], two-state on-off intermittency [2] or beats with chaotic envelopes [3]. In particular, much attention has been paid to synchronization of chaotic systems. Different types of synchronization have been considered, for example, complete synchronization [4]–[7], partial synchronization [8, 9], generalized synchronization [10]–[13] or phase synchronization [14, 15]. Especially, the problem of synchronization of coupled chaotic oscillators has been intensively studied mainly in view of potential application to secure communication [16], [17]–[21]. The idea of synchronization has also been implemented to higher dimensional systems exhibiting hyperchaotic behavior [22]–[24]. This seems to be very impressive as multidimensional systems improve the degree of security in communication. Quite recently, a scheme of dual chaos synchronization has been proposed [25]. In the dual synchronization, signals from two noninteracting master oscillators through a single communication channel are sent to a system containing two corresponding slave oscillators.

In this short paper we discuss the possibility of applying a chaos controlling method to achieve synchronization of two different pairs of oscillators. The general set up to be considered is presented in Fig. 1 The master system consists of two coupled oscillators  $(\mathbf{A}, \mathbf{B})$  which interact with each other ( the symbol  $\alpha$  denotes a parameter of interaction between  $\mathbf{A}$  and  $\mathbf{B}$ ). If  $\alpha = 0$  the master system consists of two independent oscillators. The slave system  $(\mathbf{a}, \mathbf{b})$  is a copy of the master system. The signals from the two master subsystems  $(\mathbf{A}, \mathbf{B})$  are transmitted to the their counterparts  $(\mathbf{a}, \mathbf{b})$  in the slave system by linear feedback functions. The control parameters are

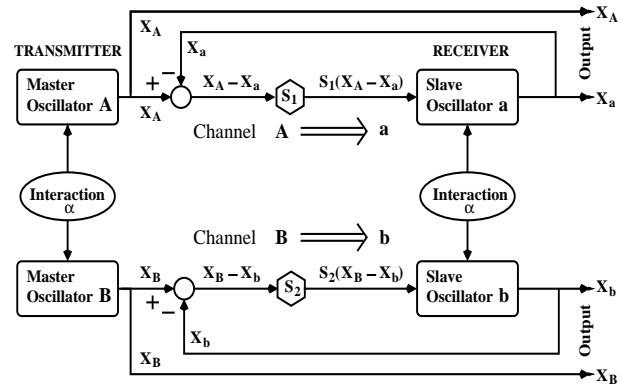


FIG. 1: Schematic diagram of synchronization. Signals from two interacting master oscillators  $\mathbf{A}$  and  $\mathbf{B}$  are sent to a system containing two corresponding slave oscillators  $\mathbf{a}$  and  $\mathbf{b}$ . The signals are controlled by the parameters  $S_1$  and  $S_2$ . The synchronization state is achieved if  $X_a(t) = X_A(t)$  and  $X_b(t') = X_B(t')$ . The question is whether and when  $t = t'$ .

denoted by  $S_1$  and  $S_2$ , respectively. The slave and masters systems are assumed to start from different initial conditions. As a master system  $(\mathbf{A}, \mathbf{B})$  let us consider two coupled Kerr oscillators governed by the following equations [26]:

$$\frac{dq_A}{dt} = p_A[1 + \epsilon(p_A^2 + \omega^2 q_A^2)] - \gamma q_A, \quad (1)$$

$$\frac{dp_A}{dt} = -\omega^2 q_A[1 + \epsilon(p_A^2 + \omega^2 q_A^2)] - \gamma p_A + \alpha q_B + A \cos \Omega_1 t, \quad (2)$$

$$\frac{dq_B}{dt} = p_B[1 + \epsilon(p_B^2 + \omega^2 q_B^2)] - \gamma q_B, \quad (3)$$

$$\frac{dp_B}{dt} = -\omega^2 q_B[1 + \epsilon(p_B^2 + \omega^2 q_B^2)] - \gamma p_B + \alpha q_A + A \cos \Omega_2 t, \quad (4)$$

where  $p_{A,B}$  and  $q_{A,B}$  are the momentum and position, respectively. The anharmonic Kerr terms are denoted by  $\epsilon(p_{A,B}^2 + \omega^2 q_{A,B}^2)$ , where  $\epsilon$  is the parameter of Kerr nonlinearity, and  $\omega$  is the natural frequency of a simple

\*Electronic address: przems@main.amu.edu.pl

†Electronic address: grygielk@main.amu.edu.pl

‡Electronic address: misiak@zon10.physd.amu.edu.pl

harmonic oscillator. The individual Kerr oscillators are pumped by the external time-dependent forces with the amplitude  $A$  and frequencies  $\Omega_1$  and  $\Omega_2$ , respectively. A loss mechanism is governed by the terms  $\gamma p_{A,B}$  and  $\gamma q_{A,B}$ . The  $\alpha$ -terms are responsible for the linear interaction between the individual Kerr subsystems. Due to different frequencies  $\Omega_1$  and  $\Omega_2$  the states of the systems **A** and **B** are not identical at any time i.e.  $q_A(t) \neq q_B(t)$  and  $p_A(t) \neq p_B(t)$ . If  $\epsilon = 0$ , Eqs. (1)–(4) describe a standard text-book model of two coupled linear subsystems. The Kerr systems occupy an important position in optical devices and have been extensively investigated in the classical as well as quantum approach (for a review, see Ref. [27, 28]). We study Eqs. (1)–(4) numerically with the help of the fourth-order Runge-Kutta method with the integration step  $\Delta t = 0.01$ . We fix the parameters at  $\omega = 1$ ,  $A = 200$ ,  $\epsilon = 10^{-9}$ ,  $\alpha = 0.04$ ,  $\gamma = 0.001$ ,  $\Omega_1 = 1$  and  $\Omega_2 = 1.05$ . The system starts from the initial conditions  $q_A(0) = 100$ ,  $p_A(0) = 0$ ,  $q_B(0) = 100$  and  $p_B(0) = 0$ . The spectrum of Lyapunov exponents for the system (1)–(4) computed by the method of Wolf *et al.*[29] is given by  $\{0.008, 0.004, -0.007, -0.001\}$ , which means that the system is hyperchaotic. According to the continuous feedback method [4, 30], our master system (**A**, **B**) is coupled to the slave system (**a**, **b**) in the following way

$$\begin{aligned} \frac{dq_a}{dt} &= p_a[1 + \epsilon(p_a^2 + \omega^2 q_a^2)] - \gamma q_a \\ &+ S_1(q_A - q_a), \end{aligned} \quad (5)$$

$$\begin{aligned} \frac{dp_a}{dt} &= -\omega^2 q_a[1 + \epsilon(p_a^2 + \omega^2 q_a^2)] - \gamma p_a \\ &+ \alpha q_b + A \cos \Omega_1 t + S_1(p_A - p_a), \end{aligned} \quad (6)$$

$$\begin{aligned} \frac{dq_b}{dt} &= p_b[1 + \epsilon(p_b^2 + \omega^2 q_b^2)] - \gamma q_b \\ &+ S_2(q_B - q_b), \end{aligned} \quad (7)$$

$$\begin{aligned} \frac{dp_b}{dt} &= -\omega^2 q_b[1 + \epsilon(p_b^2 + \omega^2 q_b^2)] - \gamma p_b \\ &+ \alpha q_a + A \cos \Omega_2 t + S_2(p_B - p_b). \end{aligned} \quad (8)$$

The system (5)–(8) is examined for the same values of the parameters as the master system but for different initial conditions which are fixed to be  $q_a(0) = 1$ ,  $p_a(0) = 0$ ,  $q_b(0) = 1$  and  $p_b(0) = 0$ . If the feedback terms  $(q_{A,B} - q_{a,b})$  and  $(p_{A,B} - p_{a,b})$  in Eqs. (5)–(8) are switched off the master and slave systems generate hyperchaotic beats shown in Fig.2. As seen, the beats whose structure resembles the original trace voice [23] have chaotic envelopes and stable fundamental frequencies [3, 28]. Let us now consider the synchronization of beats presented in Fig.2, when the feedback terms are switched on at the time  $t_0 = 480$ . The choice of the initial time  $t_0 = 480$  is motivated by the fact that for this time the states of the master and drive systems are distinctly different as is clearly seen in Fig.2. The synchronization time  $T_s$  is defined as  $T_s = t_s - t_0$ , where  $t_s$  is defined as the time after which the quantity  $q_{A,B} - q_{a,b}$  is less than  $10^{-3}$ . The dynamics of synchronization is strongly different for the cases  $S_1 \neq S_2$  and  $S_1 = S_2$ .

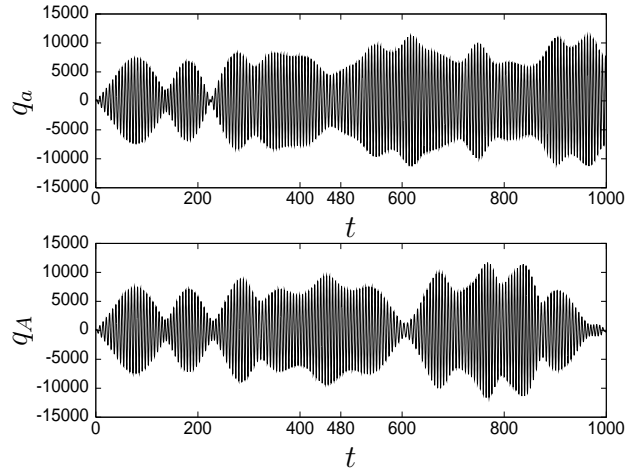


FIG. 2: Evolution of  $q_a$  and  $q_A$  vs  $t$  for Eqs. (1)–(8) if  $S_1 = S_2 = 0$ .

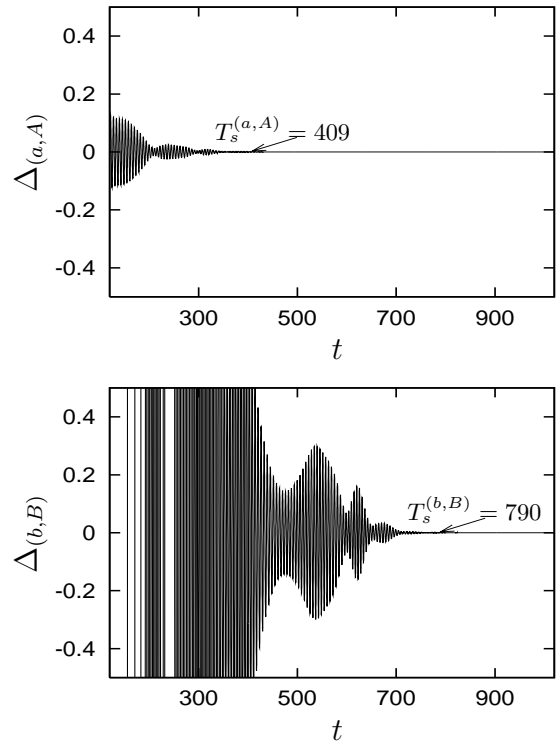


FIG. 3: Evolution of  $\Delta_{(a,A)} = q_a - q_A$  and  $\Delta_{(b,B)} = q_b - q_B$  vs  $T_s$  for Eqs. (1)–(8) if  $S_1 = 5$  and  $S_2 = 0.025$ .

For  $S_1 = S_2$  the time of synchronization for the pairs of oscillators (**a**, **A**) and (**b**, **B**) remains the same. However, for the control parameter  $S_1 \neq S_2$  we can observe two different times of synchronization  $T_s^{(a,A)}$  and  $T_s^{(b,B)}$  for the master-drive subsystems (**a**, **A**) and (**b**, **B**), respectively. This two-time synchronism is illustrated in Fig.3 for the values  $S_1 = 5$  and  $S_2 = 0.025$ . The functions  $\Delta_{(a,A)} = q_a - q_A$  and  $\Delta_{(b,B)} = q_b - q_B$ , being a measure

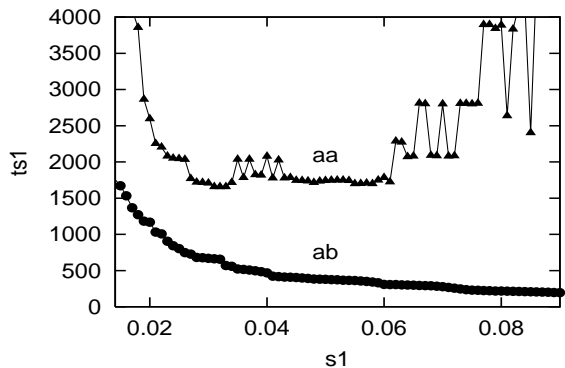


FIG. 4: Synchronization times  $T_s^{(a,A)}$  (triangles) and  $T_s^{(b,B)}$  (bullets) vs  $S_1$  if  $S_2 = 5$ .

of synchronization for the appropriate pairs of oscillators, show that the synchronization process for the pair **(a, A)** is faster ( $t_s^{(a,A)} = 409$ ) than for the pair **(b, B)** for which  $T_s^{(b,B)} = 790$ . Identical results also hold for  $p_a - p_A$  and  $p_b - p_B$ . A detailed analysis shows that the difference  $\Delta(T) = T_s^{(b,B)} - T_s^{(a,A)}$  decreases exponentially to zero with increasing value of the interaction parameter  $\alpha$ . Therefore, the strong linear interaction leads in practice to disappearance of the two-time synchronism. The efficiency of the synchronization process depends on the values of  $\alpha$ ,  $S_1$  and  $S_2$ . By way of example, this is illustrated in Fig.4, where the synchronization times  $T_s^{(a,A)}$  and  $T_s^{(b,B)}$  are presented as functions of the control parameter  $S_1$  ( for the fixed values of  $\alpha = 0.04$  and  $S_2 = 5$ ). As shown, the pair of oscillators **(a, A)** synchronize earlier then the pair **(b, B)**, which is a consequence of  $S_1 > S_2$ . If the value  $S_1$  tends to  $S_2$ , then the difference between  $T_s^{(a,A)}$  and  $T_s^{(b,B)}$  vanishes and finally we observe only one-time synchronization i.e.  $T_s^{(a,A)} = T_s^{(b,B)}$ . The two-time synchronization also occurs for  $S_1 < 0.01$  ( not shown in Fig.4 as long synchronization times are not important in communication). If  $S_1 \rightarrow 0$ , the times  $T_s^{(a,A)}$  and  $T_s^{(b,B)}$  tend to infinity.

Let us suppose that in the schematic diagram (Fig.1) only the signal from the master subsystem **A** is transmitted to its slave counterpart **a**. The second signal from **B** to **b** is turned off (see, Fig.5). Numerically, it means that we solve Eqs.(1)–(8) for  $S_2 = 0$  and  $S_1 \neq 0$ . The dynamics of synchronization for  $S_2 = 0$  is studied in the range  $0.01 < S_1 < 0.1$ . The numerical analysis shows that the synchronization times for the pairs **(a, A)** and **(b, B)** are approximately equal i.e.  $T_s^{(a,A)} \approx T_s^{(b,B)} = T_s$ . This nearly one-time behavior is caused by the small differences of the values  $S_1$  and  $S_2$ . Figure 6 (triangles) presents the synchronization time  $T_s$  as a function of  $S_1$ . The fastest synchronization takes place at  $S_1 = 0.032$  and the synchronization time takes the minimum value  $T_s = 1655$ . It is interesting to note that in the range  $0.041 < S_1 < 0.061$  the synchronization time reaches a

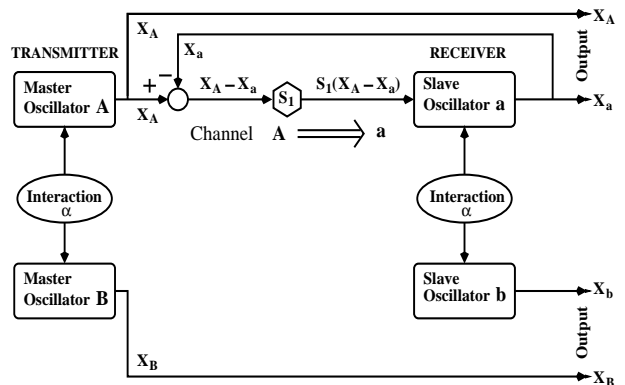


FIG. 5: A simplified version of Fig.1. Is it possible to synchronize the pair **(b, B)** without a signal from the master subsystem **B** to the slave subsystem **b** ?

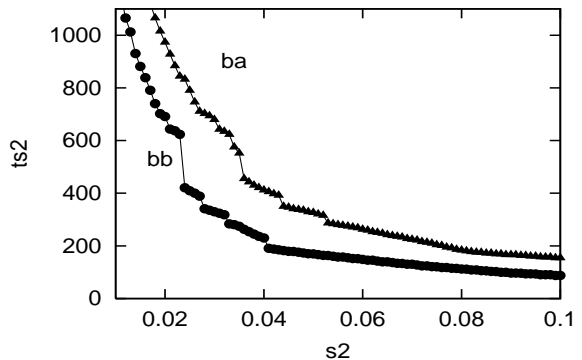


FIG. 6: Synchronization time  $T_s$  vs  $S_1$  for  $S_2 = 0$  (triangle) and  $S_2 = S_1$  (bullets).

nearly constant value. The average synchronization time in this region is equal to  $\langle T_s \rangle = 1752$ . As seen from Fig.6, the synchronization process is the most effective in the range  $0.025 < S_1 < 0.061$  that is when  $S_1 \approx \alpha$ . In the range  $0.01 < S_1$  and  $S_1 > 0.1$  the synchronization is not observed. In conclusion, the subsystem **B** does not drive the subsystem **b** even though synchronization of the pair **(b, B)** occurs. The synchronization effect is induced by the first channel  $\mathbf{A} \Rightarrow \mathbf{a}$  and the linear interaction  $\alpha$  between the slave oscillators **a** and **b**. This interaction is a necessary condition for the synchronization process. If the channels  $\mathbf{B} \Rightarrow \mathbf{b}$  and  $\mathbf{A} \Rightarrow \mathbf{a}$  are turned on jointly, the dynamics of the synchronization presented in Fig.6 (bullets) is completely modified. For  $S_2 = S_1$ , the synchronization time  $T_s$  decreases exponentially with increasing values of  $S_1$ . Generally, the efficiency of the induced synchronization ( $S_2 = 0, S_1 \neq 0$ ) is always lower than the synchronization forced by two channels ( $S_2 = S_1$ ). The occurrence of two-time synchronism and induced synchronization in the dynamical systems presented schematically in Figs.1 and 5 seems not unique and rather common. To observe these ef-

fects we can also use instead of two interacting Kerr oscillators, typical mechanical systems, for example; the Duffing models considered in [31, 32] or other two high-dimensional systems. However, the effect of induced synchronization becomes more and more difficult to achieve if our transmitter and receiver are supplemented by additional oscillators. The induced synchronization effect

and two-time synchronism are presented for hyperchaotic beats resembling, in a sense, the structure of voice speech. Induced synchronization seems to have potential application in secure communication to hide messages [20]. The appropriate materials useful for the generation of beats with chaotic envelopes could be optical systems consisting of a pair of coupled Kerr fibers [33]– [36].

- 
- [1] N. Platt, E.A. Spiegel and C. Tresser, *Phys. Rev. Lett.* **70**, 279 (1993).
- [2] Y.C. Lai and C. Grebogi, *Phys. Rev. E* **52**, R3313 (1995).
- [3] P. Szlachetka and K. Grygiel, *Modern Nonlinear Optics*, Part 2, Ser.: Advances in Chemical Physics, Volume 119, Ed. M.W.Evans, J. Wiley & Sons, 2001, p. 353-427.
- [4] L.M. Pecora and T.L. Carroll, *Phys. Rev. Lett.* **64**, 821 (1990).
- [5] L.M. Pecora and T.L. Carroll, *Phys. Rev. A* **44**, 2374 (1991).
- [6] J.F. Heagy, T.L. Carroll and L.M. Pecora, *Phys. Rev. E* **50**, 1874 (1994).
- [7] L.M. Pecora, T.L. Carroll, G.A. Johnson, D.J. Mar and J.F. Heagy, *Chaos* **7**, 520 (1997).
- [8] K. Pyragas, *Phys. Rev. E* **54**, R4508 (1996).
- [9] Y. Zhang, G. Hu, H.A. Cerdeira, S. Chen, T. Braun and Y. Yao, *Phys. Rev. E* **63**, 026211-1, (2001).
- [10] N.F. Rulkov, M.M. Sushchik, L.S. Tsimring and H.D.I. Abarbanel, *Phys. Rev. E* **51**, 980 (1995).
- [11] L.M. Pecora, T.M. Carroll and D.F. Heagy, *Phys. Rev. E* **52**, 3420 (1995).
- [12] L. Kocarev and U. Parlitz, *Phys. Rev. Lett.* **76**, 1816 (1996).
- [13] N.F. Rulkov and C.T. Lewis, *Phys. Rev. E* **63**, 065204(R) (2001).
- [14] A.S. Pikovsky, M.G. Rosenblum, G.V. Osipov and J. Kutz, *Physica (Amsterdam)*, **104D**, 219 (1997).
- [15] M.G. Rosenblum, A.S. Pikovsky and J. Kutz, *Phys. Rev. Lett.* **76**, 1804 (1996).
- [16] K. Cuomo and A.V. Oppenheim, *Phys. Rev. Lett.* **71**, 65 (1993).
- [17] L. Kocarev and U. Parlitz, *Phys. Rev. Lett.* **74**, 5028 (1995).
- [18] S. Boccaletti, A. Farini and F.T. Arecchi, *Phys. Rev. E* **55**, 4979 (1997).
- [19] M. Hasler, *Int. J. Bifurcation and Chaos* **8**, 647 (1998).
- [20] S. Boccaletti, C. Grebogi, Y.-C. Lai, H. Mancini and D. Maza, *Physics Reports* **329**, 103 (2000).
- [21] Teh-Lu Liao and Shin-Hwa Tsai, *Chaos Solitons and Fractals*, **11**, 1387 (2000).
- [22] J.H. Peng, E.J. Ding, M. Ding and W. Yang, *Phys. Rev. Lett.* **76**, 904 (1996).
- [23] K.M. Short and A.T. Parker, *Phys. Rev. E* **58**, 1159 (1998).
- [24] M.K. Ali and J. Fang, *Phys. Rev. E* **55**, 5285 (1997).
- [25] Y. Liu and P. Davis, *Phys. Rev. E* **61**, R2176 (2000).
- [26] K. Grygiel and P. Szlachetka, *J. Opt. B: Quantum Semi-class. Opt.* **3**, 104 (2001).
- [27] V. Peřinová, A. Lukš and J. Peřina, *Phase in Optics*, World Scientific, Singapore, 1998.
- [28] K. Grygiel and P. Szlachetka, *Int. J. Bifurcation and Chaos*, **12** (2002), in press.
- [29] A. Wolf, J.B. Swift, H.L. Swinney and J.A. Vastano, *Physica* **D16**, 285 (1985).
- [30] K. Pyragas, *Phys. Lett. A* **170**, 421 (1992).
- [31] S.P. Raj, S. Rajasekar and K. Murali, *Phys. Lett. A* **264**, 283 (1999).
- [32] J. Kozłowski, U. Parlitz and W. Lauterborn, *Phys. Rev. E* **51**, 1861 (1995).
- [33] K. Grygiel and P. Szlachetka, *Opt. Commun.* **177**, 425 (2000).
- [34] S.M. Jensen, *IEEE J. Quantum Electron.* **QE-18**, 1580 (1982).
- [35] V.M. Kenkre and D.K. Campbell, *Phys. Rev. B* **34**, 4959 (1986).
- [36] A. Cheffes and S.M. Barnett, *J. Mod. Opt.* **43**, 709 (1996).