

# Emergence of cooperation and selection of interactions <sup>1</sup>

David Chavalarias <sup>2</sup>,

Center of Research of Applied Epistemology (CREA)  
Ecole Polytechnique,  
1, rue Descartes, 75005 Paris, France

May 30, 2002. Revised on June 17 2002 : mathematical annexes

## Abstract

The question of the emergence of cooperation in animal or human societies has focused the attention of the scientific community since the seminal work of Axelrod. We propose here a model which take into account the importance of local interactions in social networks and the possibility of selection of interactions at the individual level. Starting with the three main strategies observed in experimental economy : altruist, reciprocator and egoist, we show through analytical studies and simulations that this is a minimum set to see the emergence of cooperation in presence of egoists strategies. We then propose a scenario for the emergence of cooperation in to steps : a slow neutral evolution and then a fast one. With minimum hypothesis on the rationality of the agents, we find explain the main phenomenon observed in real communities. Our framework is the evolutionary game theory with heterogeneous populations, repeated, directed and sequential interactions and overlapping generations.

**Keywords** : complex systems, emergence of cooperation, social networks, evolutionary game theory, selection of interactions, directed graph,.

## Introduction

The question of the emergence of cooperation in animal or human societies has focused the attention of the scientific community since the seminal work of Axelrod [1]. The challenge is to show how cooperation could emerge and stabilize in an evolutionary process when everything tends to prove that cooperation is a dominated strategy at the individual level in a one shot game. Several models have been proposed to explain the emergence of cooperation focusing on particular social organisations or cognitive capacities of the agents (repeated random interactions [1], hebbian networks [5], demographic games [6], group selection [8], theory of prestige [9], costly signalling [10]). In all these models, interactions between agents are random or take place within an arbitrary fixed network (which could evolve in time in a probabilistic way).

On the other hand, a lot of researchers have been involved these last years in describing the structure of social networks and have proposed models for their formation (see for example [13] & [14]). All these papers emphasize on the role of the selection of interactions at the agent level in the organisation of the society.

Our aim here is to propose a scenario for emergence of cooperation in an heterogeneous population when there is selection of interactions at the individual level. This work is the continuation of a work we began at the CSSS in Santa Fe (Lazar, Chavalarias & Ahn 2001).

---

<sup>1</sup> This paper was supported by the CNRS and OHLL

<sup>2</sup> David Chavalarias : e-mail : [chavalas@poly.polytechnique.fr](mailto:chavalas@poly.polytechnique.fr) <http://chavalarias.free.fr>

## 1. The model

### 1.1 A multi-agent model

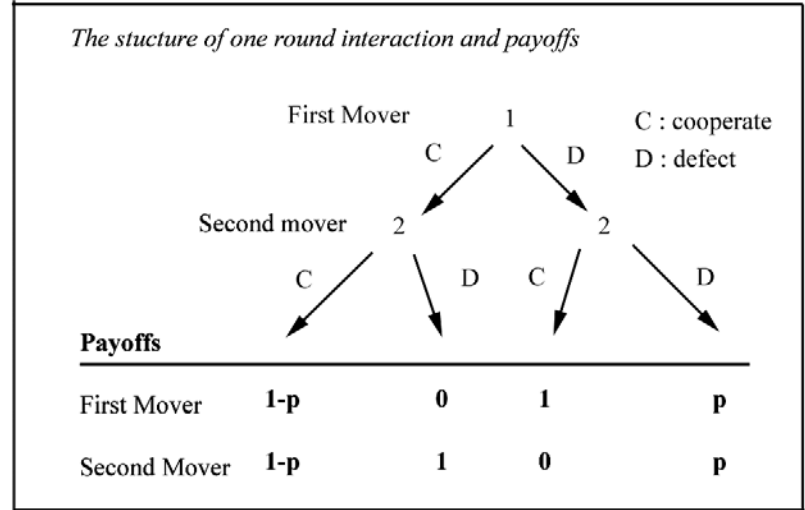
We will consider a multi-agent based model with  $N$  agents. The agents can be classified by type  $\{T_1, \dots, T_n\}$  depending of the strategies adopted. We will define the set of strategies after having set up the cognitives capacities of the agents.

### 1.2 The time in the model

We will consider a discrete time model with evolving population.

#### Sequential interaction

Most of the models dealing with the problem of cooperation take the Prisoner Dilemma as the paradigmatic model for interaction between agents. On the contrary, we consider that simultaneous interactions are only a limit case of social interactions which are most of the time sequential : there must be a first mover. We will then consider for the basis of our model a sequential game which can be described in the normal form of figure 1



**Figure 1**

(on round). In the following, the payoffs given here will be used for the replicator's dynamic. We will call them the objective payoffs. As in the case of the Prisoner Dilemma, we can see that cooperation (C) for first mover or second mover is dominated by the defection (D). If the game were one shot, D will be the only stable strategy for first mover and second mover if the agents act on the basis of the subjective payoffs.

The payoff structure of the game can be sum up by the matrix :

$$G = \begin{pmatrix} & \text{2nd mover} \rightarrow & C & D \\ \text{1st mover} & C & (r, r) & (1, 0) \\ & D & (0, 1) & (p, p) \end{pmatrix}$$

Although this matrix is symmetric, we shouldn't forget that there is an additional cost for the first mover in the sense that it loses his initiating opportunity for this period of time.

*Parameter 1 :*  $p \in [0, 0.5]$ . It sets the advantage of defection on cooperation and cooperation on mutual defection. It depends on the environmental conditions.

## Over lapping generation game

We make the hypothesis that cooperation cannot be dissociated from all the possible future worlds it brings about. The agents must then have the possibility of repeated interaction for this potentiality to be effective. We then consider agents who after each interaction have a probability  $(1-\theta)$  to die. They have then a mean living time of  $\frac{1}{1-\theta}$ . We consider a constant size population : when an agent dies, one agent is chosen in the population with a probability proportional to his payoffs at the preceding round, and a new agent of the same type is created to replace the died agent. We have then an overlapping generation game.

*Parameter 2 :*  $\theta \in [0,1]$  is the renewal rate of the population.

### 1.3 The cognitive capacities of the agents

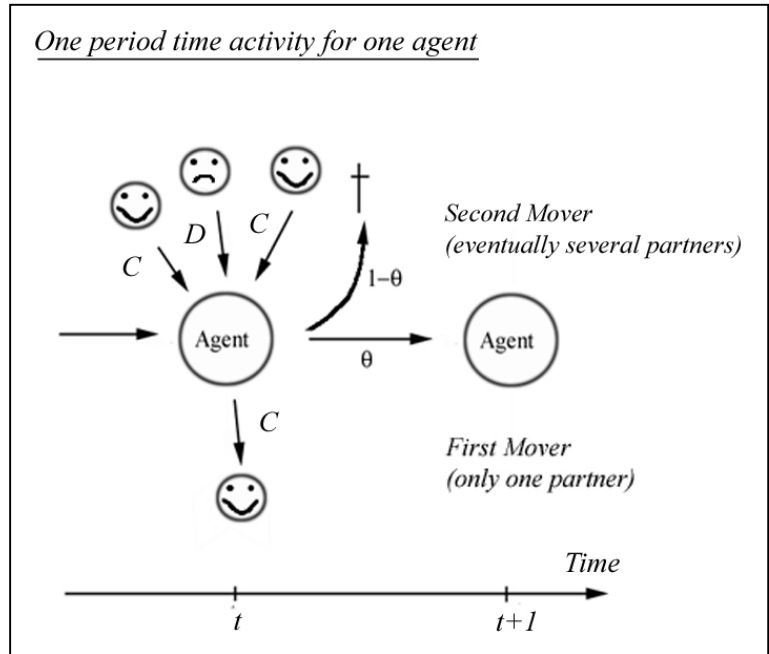
We consider agents which can remember the partners and of all their preceding interactions, and for each partner, the result of these interactions. In particular, they keep in an address book the name of all the agents which whom they had a successful interaction as first mover (i.e. (C,C) or (D,C)). In addition, with a probability  $e \in [0,1]$  they are matched at random as first player but with a probability  $(1-e)$  they are allowed to select their partner. In this case they look in their address book and choose a partner. At random

The development of the game in one period of time proceed as follow : each agent plays **Figure 2** as a first mover with a partner it

has eventually chosen itself (with probability  $1-e$ ), proposing the action C (cooperation) or D (defection). Then each agent answer as a second mover individually to every agent which has chosen him, *after* being informed of its proposition, by D or C. The payoffs of each player at one period is the sum of the payoffs of all their interactions.

Notice that one agent can play several times as a second mover and only once as first mover : it is assume that initiating an interaction costs more time than just reacting to someone proposition. We will see in the further study that the number of second mover interactions remains reasonable (in the order of ten in the best case).

*Parameter 3 :*  $e \in [0,1]$  is an exploration parameter. In a stable society,  $e$  is low, for example when you exchange services with people living in the same building or in small villages. On the other hand, there is some situation when a high  $e$  is more adapted, like for example interactions between travellers, or in big cities.



## 2. A minimal set for the emergence of cooperation

The studies in experimental economy point out the existence of three main types of agents: altruists, reciprocators and egoists (see for example Ahn & al. 2001, Clark & Sefton 2001). A striking phenomenon is that we observe an heterogeneous population with these three types in proportions which are relatively stable along the different experiments even in different countries with same social organisation (about 40% of reciprocators or altruists).

The first challenge of our model is to show how such a mixed population could have emerge and maintain in the evolution. In the following we will study an ecology composed by these three main strategies to see under which conditions on  $e$  and  $p$  the emergence and stabilisation of cooperation is possible. On the way, we will found again the well known result that with only egoist and altruist agents, altruists are bound to die and emergence of cooperation is not possible. These three strategies are consequently a minimum set to see the emergence of cooperation.

### 2.1. Definition of the strategies

Let define the three main strategies mentioned above.

1. The altruist : this a unconditional cooperator, it cooperate even if the first mover propose D. We will denote the proportion of altruists in the population by  $\gamma$ .
2. Reciprocator : this is a conditional cooperator which cooperate as second mover only if it knows that the other has cooperated and as first mover if the objective expected utility of cooperation is superior to that of defection. We will denote the proportion of reciprocators in the population by  $\delta$ .
3. Egoist : this is the standard case of rational agent which acts so as to optimise its effective payoffs (matrix G) : it prefers to defect as second mover even when the other cooperate as first mover, and cooperate as first mover only if the objective expected utility of cooperation is superior to that of defection. The proportion of egoist is  $1 - (\delta + \gamma)$ .

Let us compute the threshold for the cooperation of reciprocators and egoist as first mover when they interact with an unknown partner. Interacting at random in the population, someone who cooperate as first mover get something only if its partner is an altruist or a reciprocator. On the other hand, if he defects, he gets at least  $p$ .

The expected payoffs are :  $E(C) = (\gamma + \delta)r$  ;  $E(D) = (1 - \delta - \gamma)p + (\delta + \gamma)\gamma$ . We see that the condition for having  $E(C) > E(D)$  is  $\delta > \frac{p + \gamma - (p + r)\gamma}{r}$ . We can now give the table of the different behaviours of the agents

Interaction	First mover		Second mover
	In address book	Random	
Egoist	Search for altruist and defect.  If None cooperate	Cooperate if $\delta > \frac{p + \gamma - (p + r)\gamma}{r}$	Defect
Reciprocator	Pick at random and cooperate	Cooperate if $\delta > \frac{p + \gamma - (p + r)\gamma}{r}$	Do what the other did.
Altruist	Pick at random and cooperate	Cooperate	Cooperate

Table 1 : the behaviour of the agent depends on the composition  $(\gamma, \delta)$  of the population.

## 2.2 The dynamic

Our society is now fully described, we can study its dynamic. Some elements are of interest : the evolution of the proportions  $\gamma$  of altruists and  $\delta$  of reciprocators, the evolution of the payoffs and the evolution of the connections in the social network i.e. the dynamic of the address books. We have here an evolving directed network. Each agent can add a link by writing name in its address book. The names in the address book of an agent will be called its relations. On the other hand, the agents which have the name of a particular agent in their address book will be called its friends.

At each period of time, some agents die and are replaced by new agents. We use for this a proportional fitness rule : for each died agent, an agent living at the previous time period is taken at random with a probability proportional to its payoffs at this period. The died agent is then replaced with a new agent of the same type as the one selected. This new agent begins with an empty address book. It then has to explore its environment to make relations, exposing himself to defection.

Using mathematical tools, it is possible to compute the mean fitness of each type for a couple of parameter  $(e, p)$  and a composition  $(\gamma, \delta)$  of the population. We can see from table 1 that these expressions will be different according to the sign of  $\delta - \frac{p + \gamma - (p + r)\gamma}{r}$ . From this fitness expression, it is then possible to study the dynamic of the population in the simplex  $\Delta = \{\delta + \gamma \leq 1\}$  and find the conditions of emergence and stabilisation of cooperation. With the analytical study we can compute the trajectory of a community starting at a point  $(\gamma, \delta)$  and find the attractor of the dynamic. For clarity, we will give here only the mean fitness  $\pi_i$  for  $\delta < \frac{p + \gamma - (p + r)\gamma}{r}$  since it is the area concerned by the emergence of cooperation. We will give full details in the mathematical annexes.

$$\pi_{egoists} = (1 - e) \left( \frac{2p(1 - \gamma + \theta(\gamma - 1)) + \gamma}{1 + \theta(\gamma - 1)} + \frac{(1 - \theta)\gamma}{1 - (1 - (\delta + \gamma))\theta} \right) + 2e(p(1 - \gamma) + \gamma)$$

$$\pi_{reciprocators} = (1 - e) \left( \frac{\theta\gamma(r + 2p - 1) + \gamma + 2p(1 - \gamma - \theta)}{1 + \theta(\gamma - 1)} + \frac{r\gamma}{1 - (1 - (\delta + \gamma))\theta} \right) + e(\gamma + 2p + r - 2p\gamma)$$

$$\pi_{altruists} = (1 - e) \left( \frac{r\theta\delta}{1 + \theta(\gamma - 1)} + \frac{r(2\gamma + \delta)}{1 - (1 - (\delta + \gamma))\theta} \right) + e(r(\delta + 2\gamma))$$

## 2.3 First analytical results

We can begin to see if it is possible that cooperation emerges in a population of egoists if we introduce some altruists. We have to look at the relative fitness of altruists in a population of egoists i.e. the sign of  $\pi_{altruists} - \pi_{egoists} \big|_{\delta=0}$  at the origin. Developing in power of  $\gamma$  at the origin we

find that  $\pi_{altruists} - \pi_{egoists} = -2p + \frac{2(1 + (p + r)(e\theta - 1)) - \theta(1 + e)}{1 - \theta} \gamma + o(\gamma)$ . The first term is always negative and the sign of the second depends on values of  $r$  and  $p$ . The emergence of cooperation

is though never possible through the introduction of altruist in a population of egoists (except in the trivial case  $p=0$ ) but in some situations, it can maintain for some values of  $e$  and  $p$  once the proportion of altruists get above a certain threshold. This is a well known result.

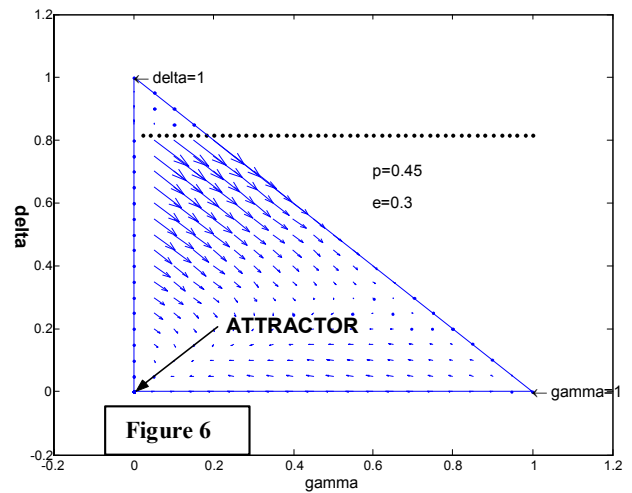
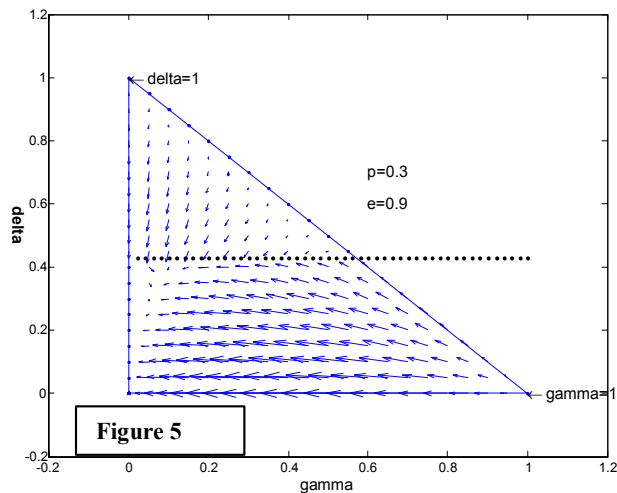
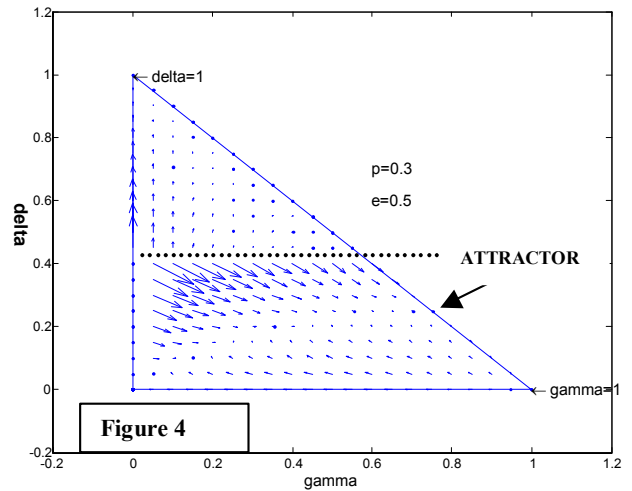
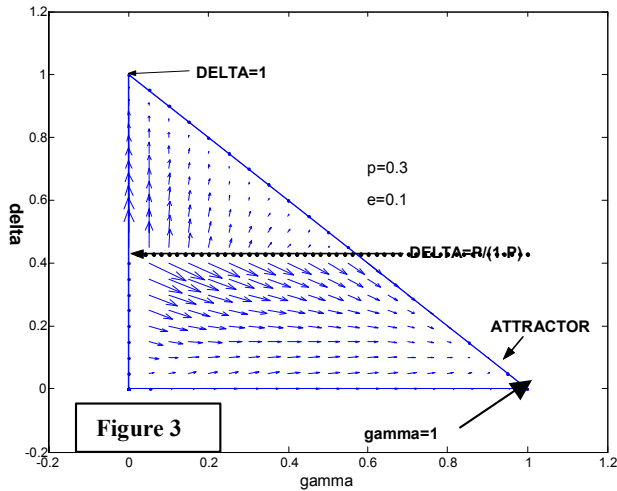
The second remark is that in a population composed of a majority of egoist and few reciprocators

( $\delta < \frac{p}{1-p}$ ), there will be a neutral evolution of reciprocators among egoists with no cooperation

$$(\pi_{reciprocators} - \pi_{egoists} \mid \gamma=0 \wedge \delta < \frac{p}{1-p} = 0).$$

The consequence of these two remarks is of main importance. It set the only possible scenario of the emergence of cooperation starting from an egoist population in the framework of our model : first a slow neutral evolution from a mixed population with egoists an a few reciprocators. Then, when there is enough reciprocators, altruists could be eventually viable and grow more quickly. This is a two steps evolution toward cooperation and these three types are a *minimal set* for an evolution toward cooperation to be possible.

Whether cooperation will develop in the population will depends on the values of  $e$  and  $p$ . Intuitively, the smaller  $p$  the more probable is the emergence of cooperation ; the higher  $e$ , the less probable is cooperation. To have a better idea of their influence on the dynamic, let us present some particular cases by plotting the theoretical vector fields.



When  $e$  is low and  $p$  has a medium value (figure 3), every community with full mixed population, starting with a majority of egoists will evolve toward a population without egoists and end in a cooperative state. If we increase  $e$ , the path toward cooperation became more and more

tortuous (figure 4) and disappear when  $e$  is too high (figure 5). In the same way, making  $p$  too high, compromise cooperation (figure 6)

## 2.4 Simulation results

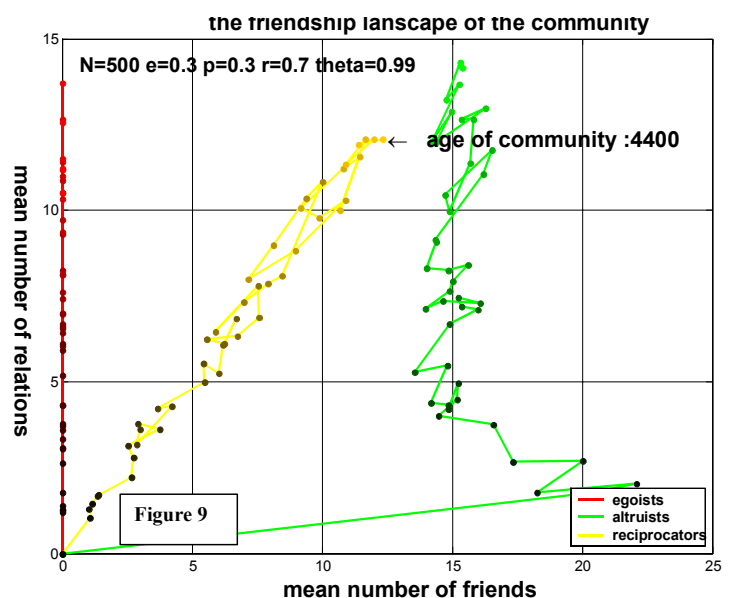
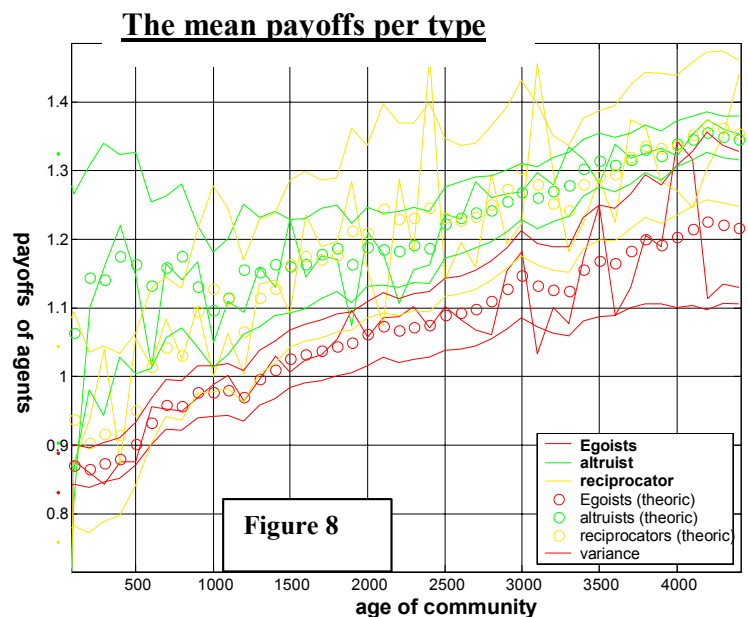
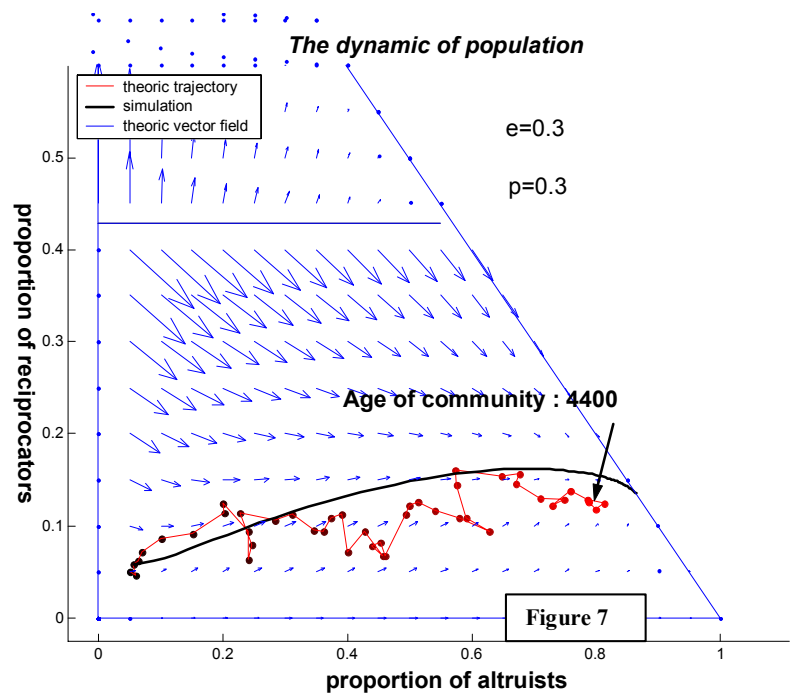
To confirm our analytical study of the model, we did some multi-agents simulations. For each simulated evolution we collected the evolution of proportions in the population, the evolution of the address books and that of the payoffs. We draw here these data from a simulation with five hundred agents for the situation of figure 3 ( $e=0.3$  and  $p=0.3$ ). As expected, the population converge toward a mixed population of altruists and reciprocators. Here there is one hundred period between each point (one generation).

To see the origin of the difference between the simulation results and the theoretical ones we draw on the same graph, the mean payoffs of the different types in this simulation and the predicted payoffs at the same point. We can see that this difference is due to the important variance of the payoffs for types with very small population size.

We see that the mean payoffs of each type increases as the cooperation develops in the society.

Finally, we can draw the friendship landscape of the community i.e. the evolution of the mean number of relations and friends for one agent of each type. This is the mean in and out degrees of the nodes of the different types in the graph. As it was announced before, this mean number is of the order of ten showing that the activity as second mover stay reasonable.

This graph shows us how altruists can survive in an egoist world : they have a lot of friends and make relations quicker. As they cooperate first move, they can also make relation with reciprocators. Figure 9 reveals another intuitive result that



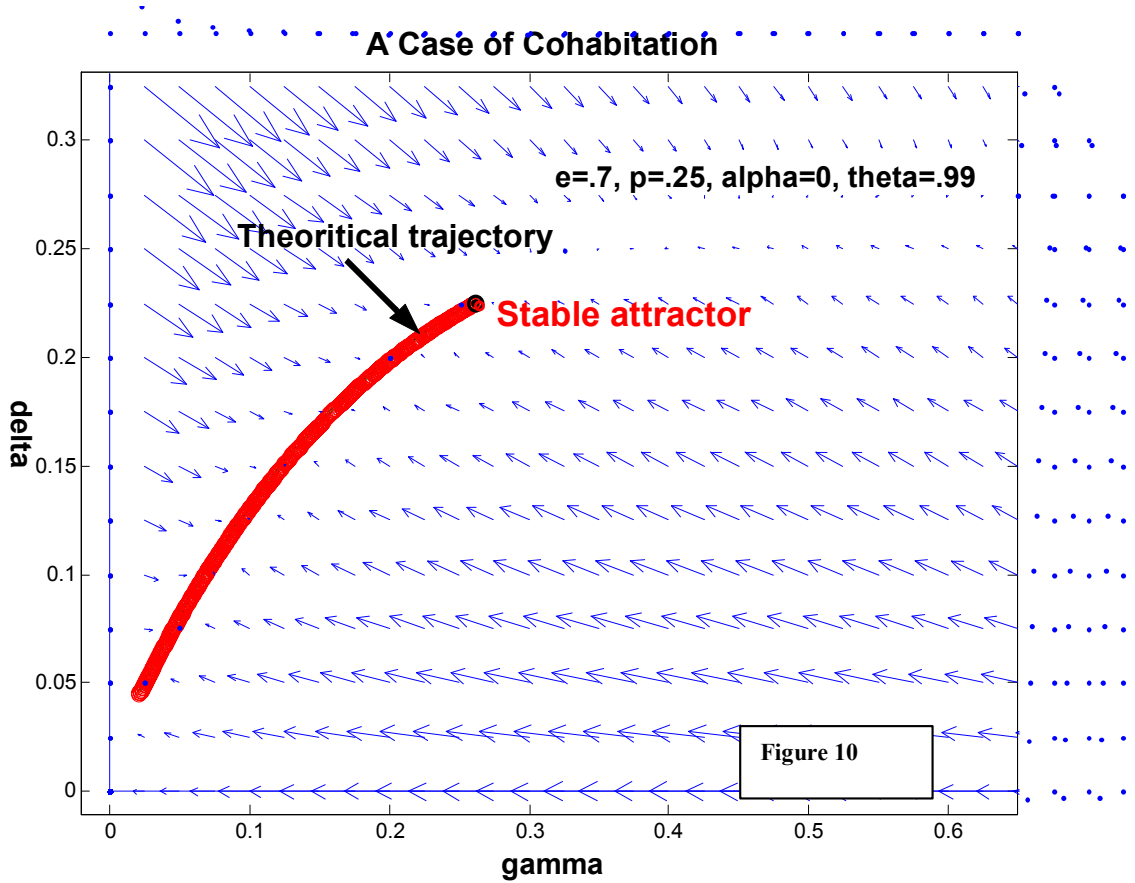
the connectivity of the graph increase as the network evolve toward cooperation.

### 3. The inevitable cohabitation

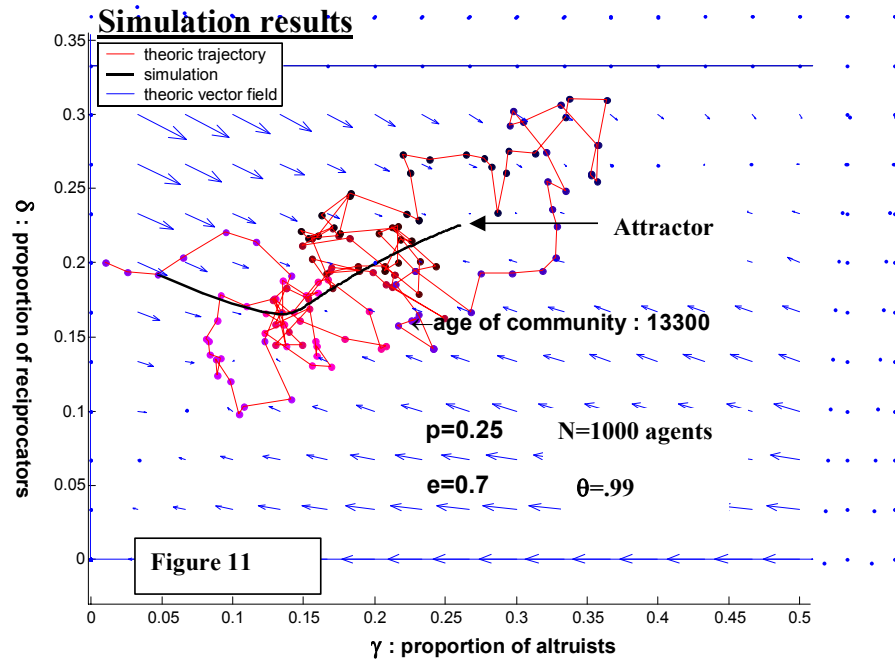
Now that we know that a population of altruist can invade a population of egoist with the complicity of reciprocators, we can ask whether there exist some values for the parameters  $e$  and  $p$  where this invasion is limited. Can the evolution lead to a mixed population of the three types as it is observed in the experiments? The answer is yes. To see this, we have to solve in  $(\delta, \gamma)$  the system :

$$\begin{cases} \pi_r - (\delta\pi_a - \delta\pi_r - (1 - \delta - \gamma)\pi_e) = 0 \\ \pi_a - (\delta\pi_a - \delta\pi_r - (1 - \delta - \gamma)\pi_e) = 0 \end{cases}$$

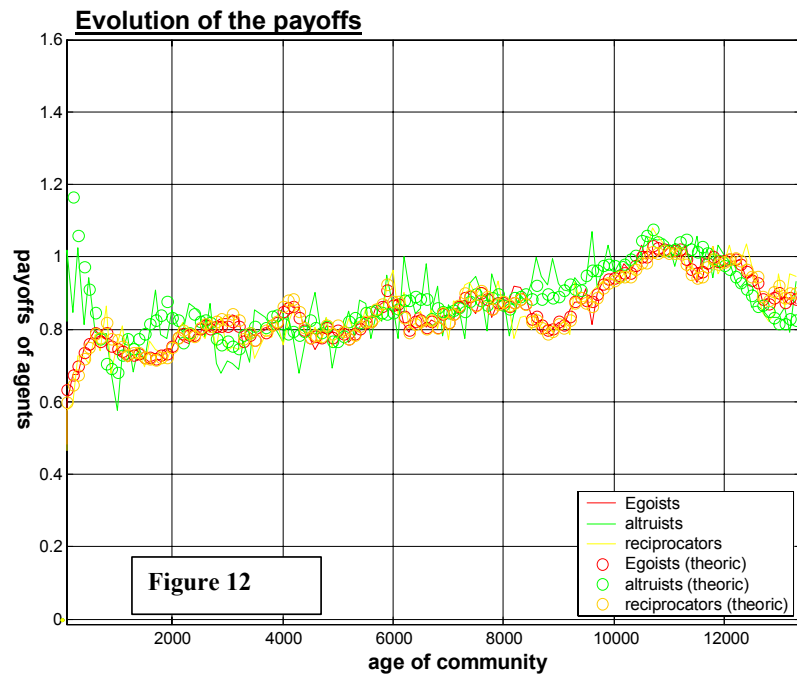
The solutions in  $(\delta, \gamma)$  are zeros of polynomials whose coefficients depend continuously of  $\theta$ ,  $e$ . It is then, if none empty, an open set of  $[0,1]$ . This set is actually none empty and we have some strong attractors in it as it is showed in the example below.



In figure 10,  $e=.7$  and  $p=.25$ , the conditions seem not very favourable for cooperation since one interacts 70% of time with an unknown partner. Though, cooperation can maintain at a good level : about 25% in first move and 50% in second move interactions. After a long period of time, the community gets trapped in an attractor which maintains about 25% of altruists and reciprocators and 50% of egoists. We have run some simulations with these parameters starting from a mixed population with 80% of egoists, 19% of reciprocators and 1% of altruists (see figure 11). We find again the theoretical results given in 2.3 : altruists alone can't invade an egoist population but can lead a mixed population of egoists and reciprocators to areas of partial cooperation.



**Figure 11** shows the tortuous path of the community toward its attractor. After long transition period, the population cycle around its attractor. The first cycle showed here is about 3600 periods long (36 generations). The payoffs recorded during the simulation are showed in figure 12.



### **3. Conclusions**

#### **3.1 About the choice of strategies**

We have here made a study for an ecosystem where only the three main strategies observed in experimental economy were introduced. An explanation of full mixed population with the three strategies was the first thing to check up. A development of this model will be to study the possibility of a larger number of strategies but this will imply to explicit better the cognitive capacities of the agents and introduce sociological conditions. Though, if we accept to impose some reasonable preferences for the agents on the outcomes of interactions (like (C,D) is preferred to (D,C)), we see that there is not many more strategies than the three studied here.

#### **3.2 About the parameters of the model**

We have here three free parameters in the model : the payoffs parameter  $p$ , the renewal rate parameter  $\theta$  and the exploration parameter  $e$ . The payoff parameter define the type of game played. As  $\theta$ , it depends on the exact phenomenon we want to study.

For parameter  $e$ , things are different. We could have the will to make it an endogenous parameter of the model, each agent having its own  $e$ . We will then notice that in the state of the model, there is no advantage to explore for altruists and reciprocators. The compromise exploration/exploitation is missing since their payoffs are independent of the number of relations and friends they have. Only egoists can have an advantage of finding an altruist rather than a reciprocator. But this egoist exploration is of low weight in the process. Here the interest of the agents is to have the lower possible  $e$  enable by the environment (which properties are choice of the model maker). If we allow the agent to have the cognitive capacities to do this small optimisation on  $e$ , we can admit that the parameter  $e$  is fixed endogenously at the lower value enable by the properties of the environment.

#### **3.3 Concluding remarks**

This model of emergence of cooperation can be developed and adapted to describe different social phenomenon according to the particular nature of the exchanged goods. But we can already do some quick comparison with the sociological studies. For example, in primitive sedentary societies, almost all interpersonal relations are direct ones, the population size is small, people know well each other and interact most of the time with known people. The relations are stable and we see cooperation. This situation corresponds to an  $e$  very low and is predicted by our model.

On the other hand, in situations where the environment is less stable, when the agents have to interact often with unknown people, the mechanisms of emergence of cooperation is more complex and a lot of models have been proposed until now. Our explains this phenomenon with very simple cognitive capacities required for the agents (memory of former partners and selection of interactions) and a two steps evolution toward cooperation from an egoist population. The key point is the possibility of a "neutral mutation" (reciprocator). If several different mechanisms can take part of such an evolution, we can see if some evidence in the evolution of human societies corroborate the one proposed here. In human societies, the "mutation" of one type to another can be traced through cultural phenomenon. When we think of the institutions which rule our relations with other people, the religion has been of main importance in the ancient societies. We can then remark that in the story of occidental religion for example, the principle of reciprocation was first written in the Bible : « you will give a life for a life, an eye for an eye, a tooth for a tooth... » (Exode, XXI, 24-25) and give birth to the Talion law which was the core of a lot of ancient law systems. After some century, the Christian religion appear and spread on the large scale the principle of altruism with the Agapè : "Do some good to those who hate you" (The Gospel). This two successive social rules could be reflecting an evolution of the same kind as the one presented here.

# Mathematical Annexes

We will give here some details of the calculus of the mean payoffs. First we will compute the probability for an agent to be connected.

We will note  $\Delta = \{(\gamma, \delta) | \delta + \gamma \leq 1; \delta \geq 0 \text{ \& } \gamma \geq 0\}$  and  $n_i$  the number of agents of type  $i$ .

## 1. The connectedness

Suppose agent  $I$  is looking for some particular type(s) of agents, in proportion  $\lambda$  in the population, to make do some relations. If  $i$  is  $t$  periods old, the probability he hasn't met any agent of this type during his life is  $(1-\lambda)^t$ . Consequently, the probability that agent  $I$  of age  $t$  has a non empty address book is  $1-(1-\lambda)^t$ . (We neglect here the occurrences when your only relation dies, which will be a good approximation as soon as  $e$  is not too small).

The distribution of the ages in the population has the generatrice function  $f(z) = (1-\theta) \sum_i \theta^i z^i$ . Then the probability for an agent to be connected had the

generatrice function  $\phi(t) = \left(1 - \frac{1-\theta}{1-(1-\lambda)\theta}\right) z^t + 1 - \frac{1-\theta}{1-(1-\lambda)\theta} \lambda$ . We deduce the mean

connectedness :  $P_{connect}(\lambda) = 1 - \frac{1-\theta}{1-(1-\lambda)\theta}$  and its variance

$$Var_{connect}(\lambda) = \left(1 - \frac{1-\theta}{1-(1-\lambda)\theta}\right) \frac{1-\theta}{1-(1-\lambda)\theta}.$$

After Table 1, we can see that  $\Delta$  is partitioned in two area depending on  $\frac{p}{1-p} > \delta$  or  $\frac{p}{1-p} < \delta$ . For example, in the latter case, only altruists cooperate first move. They are the only one to be able to do relation with altruist and reciprocators Their probability to be connected is then  $P_{connect}(\delta + \gamma)$ . Egoists and reciprocators can only do relation with altruists, their probability to be connected is then  $P_{connect}(\gamma)$ .

## 2. The fitness

### 2.1 $\frac{p}{1-p} > \delta$

In this section we will give some details on the calculus of the fitness of the different types. Let begin with the case  $\frac{p}{1-p} > \delta$ . Here, everybody except the altruists defect first move. The fitness term is composed of two terms independents : the expected payoffs as first mover and the expected payoffs as second mover. For each of them we have to treat separately the case were the agent is connected, the case were he is not and the exploration moves. We then get :

$$\langle \pi_{egoists} \rangle = \left\{ \begin{array}{l} \underbrace{P_{connect}(\gamma)((1-e) + e(p(1-\gamma) + \gamma))}_{i \text{ is connected, first move interaction}} + \underbrace{(1-P_{connect}(\gamma))(p(1-\gamma) + \gamma)}_{i \text{ is not connected, first move interaction}} + \dots \\ \underbrace{e(P_{connect}(\gamma)(1-\gamma)p + P_{connect}(\gamma + \delta)\gamma)}_{\text{second move interaction with connected agents}} + \underbrace{(1-P_{connect}(\gamma))(1-\gamma)p + (1-P_{connect}(\gamma + \delta))\gamma}_{\text{second move interaction with non connected agents}} \end{array} \right.$$

After simplifications we get :

$$\langle \pi_{egoists} \rangle = (1-e) \left( \frac{2p(1-\gamma + \theta(\gamma-1)) + \gamma}{1 + \theta(\gamma-1)} + \frac{(1-\theta)\gamma}{1 - (1-(\delta+\gamma))\theta} \right) + 2e(p(1-\gamma) + \gamma)$$

In the same way :

$$\langle \pi_{reciprocators} \rangle = \left\{ \begin{array}{l} \underbrace{P_{connect}(\gamma)((1-e)r + e(p(1-\gamma) + \gamma))}_{i \text{ is connected, first move interaction}} + \underbrace{(1-P_{connect}(\gamma))(p(1-\gamma) + \gamma)}_{i \text{ is not connected, first move interaction}} + \dots \\ \underbrace{eP_{connect}(\gamma)(1-\gamma)p + P_{connect}(\gamma + \delta) \left( (1-e)r \frac{\gamma}{\delta + \gamma} \right) + e\gamma r}_{\substack{\text{interaction with altruists} \\ \text{second move interaction with connected agents}}} + \dots \\ \underbrace{(1-P_{connect}(\gamma))(1-\gamma)p + (1-P_{connect}(\gamma + \delta))\gamma r}_{\text{second move interaction with non connected agents}} \end{array} \right.$$

$$\langle \pi_{reciprocators} \rangle = (1-e) \left( \frac{\theta\gamma(r + 2p - 1) + \gamma + 2p(1-\gamma - \theta)}{1 + \theta(\gamma-1)} + \frac{r\gamma}{1 - (1-(\delta+\gamma))\theta} \right) + e(\gamma + 2p + \gamma r - 2p\gamma)$$

and

$$\langle \pi_{altruists} \rangle = \left\{ \begin{array}{l} \underbrace{P_{connect}(\gamma + \delta)((1-e)r + e\gamma(\delta + \gamma))}_{i \text{ is connected, first move interaction}} + \underbrace{(1-P_{connect}(\gamma + \delta))r(\delta + \gamma)}_{i \text{ is not connected, first move interaction}} + \dots \\ \underbrace{\left( (1-e) \left( P_{connect}(\gamma)r \frac{\delta}{\gamma} + P_{connect}(\gamma + \delta) \left( r \frac{\gamma}{\delta + \gamma} \right) + e\gamma r \right) \right)}_{\substack{\text{interaction with altruists} \\ \text{second move interaction with connected agents}}} + \dots \\ \underbrace{(1-P_{connect}(\gamma + \delta))r\gamma}_{\text{second move interaction with non connected agents}} \end{array} \right.$$

$$\langle \pi_{altruists} \rangle = (1-e) \left( \frac{r\theta\delta}{1 + \theta(\gamma-1)} + \frac{r(2\gamma + \delta)}{1 - (1-(\delta+\gamma))\theta} \right) + e\gamma(\delta + 2\gamma)$$

$$2.2 \quad \frac{p}{1-p} < \delta$$

Here the case problem is a little more complicated. As an egoist cooperate first move, he may have a successful interaction with an altruist or a reciprocator. But the expected payoff associated with an altruist relation is higher than the one associated with a reciprocator. In fact, if an egoist knows an altruist, he will defect with him every times he will have the choice to do so, the expected payoff is then  $(1-e)\frac{1}{(1-\theta^2)}$  when the

expected payoff associated with an reciprocator relation is  $(1-e)\frac{r}{(1-\theta^2)}$ . It could be in its interest for an egoist to check if a new relation is not an altruist by defecting at the second interaction. Let us compute the expected payoffs of these two strategies :

1. S1 : If he doesn't check, the expected payoff is  $r + (1-e)\theta^2 \frac{r}{(1-\theta^2)}$
2. S2 : If he does check, the expected payoff is  $\frac{\delta}{\delta+\gamma} \left( p + (1-e)\theta^2 \frac{r}{(1-\theta^2)} \right) + \frac{\gamma}{\delta+\gamma} \left( 1 + (1-e)\frac{\theta^2}{(1-\theta^2)} \right)$

If we look at the sign of the difference :

$$S2 - S1 \geq 0 \Leftrightarrow \delta \frac{(p-r)}{(1-r) \left( 1 + (1-e)\frac{\theta^2}{(1-\theta^2)} \right)} \leq \gamma$$

The case  $S2-S1 < 0$  is easy to study in the same way that in 2.1. We will look now at the more difficult case were  $S2-S1 > 0$ . This difficulty comes from the fact that an egoist can have two kind of non empty address books. The first with altruist inside, the other with only reciprocators.

So let's take an egoist  $i$  of age  $n$ . The probability that its first successful interaction took place at time  $t \leq n$  is  $(1-(\delta+\gamma)^{t-1})(\delta+\gamma)$ . The probability that its first relation is an altruist is  $(1-(\delta+\gamma)^{t-1})p$ .

Suppose it is not the case. Then we will note  $P_a(t+k)$  the probability that  $i$  knows an altruist at time  $t+k$  taking into account that it made its first relation with a reciprocator at time  $t$  (this means that it will interact with him or an other relation in his further moves with a probability  $(1-e)$ ).

## References

- [1] Robert Axelrod, "*the emergence of cooperation among egoists*", The American Political Science Review, V. 75, jun/1981, 306-318.
- [2] Evans Robert, Thomas Jonathan, "*Cooperation and punishment*", SFI workshops, 2001
- [3] Lagunoff Roger, Matsui Akihiko, "*Organization and Overlapping Generations Games : Memory, communication and Altruism*", SFI workshop, 2001.
- [4] Bendor Jonathan , Swistzak Piotr , "*The evolutionary stability of cooperation*", American Political Science Review, Vol 91, n°2, 1997
- [5] Guillermo Abramson & Marcello Kuperman, "*Social Games in Social Networks*", 2000, arXiv nlin 0010015
- [6] Epstein Joshua M, « *Zones of Cooperation in Demographic Prisoner's Dilemma* », 1997.
- [7] Jain Sanjay & Krishna Sandeep, "*A model of the emergence of cooperation, interdependence and structure in evolving networks*", 2000, arXiv, nlin-0005039.
- [8] Pepper W. John, Smuts B. Barbara, " *A Mechanism for the evolution of altruism among non-kin : Positive assortment through environmental feedback*", SFI workshop 2000
- [9] Dessales J-L. « *Coalition factor in the evolution of non-kin altruism* », Adv. Complex Systems, 1999.
- [10] Smith E., Bowles S. & Gintis H., "*Costly signalling and cooperation*", working paper SFI 2000.
- [11] Ahn, T.K., « *Conspiracy of doves : an indirect Evolutionary Approach* », Indiana University
- [12] Lazar A., Chavalarias D. & Ahn TK. "*Le Bon, le Juste et le Méchant*", SFI-CSSS 2001, student papers.
- [13] Jin Emily, Girvain Michelle, Newman M., « *The structure of growing social networks* », SFI working papers 2001.
- [14] Newman M., "*Clustering & preferential attachment in growing networks*", 2001, cond-mat, 0104209.
- [15] Clark, Kenneth and Martin Sefton. 2001. "*The sequential Prisoner's Dilemma : Evidence on Reciprocation*". Economic Journal 111:51-68
- [16] Ahn, T.K., Elinor Ostrom, David Schmidt, Robert Shupp and James Walker. 2001. "*Cooperation in PD Games : Fear, Greed, and History of play.*" Public Choice, 106 (1/2):137-155