

# Sustained plankton blooms under open chaotic flows

Emilio Hernández-García and Cristóbal López

Instituto Mediterraneo de Estudios Avanzados (IMEDEA)

CSIC-Universitat de les Illes Balears

E-07071 Palma de Mallorca, Spain

November 21, 2003

## Abstract

We consider a predator-prey model of planktonic population dynamics, of excitable character, living in an open and chaotic fluid flow, i.e., a state of fluid motion in which fluid trajectories are unbounded but a chaotic region exists that is restricted to a localized area. Despite that excitability is a transient phenomenon and that fluid trajectories are continuously leaving the system, there is a regime of parameters where the excitation remains permanently in the system, given rise to a persistent plankton bloom. This regime is reached when the time scales associated to fluid stirring become slower than the ones associated to biological growth.

## 1 Introduction

The impact of ocean hydrodynamic conditions on the biological activity of plankton species has been a subject attracting the interest of researchers during several decades [1]. Most of the studies have addressed the rôle of vertical transport processes (advection, turbulent mixing, ...) to bring nutrients to the upper layers of the ocean, where most of the plankton lives [2]. It is now recognized that horizontal (or lateral) transport mediated by mesoscale structures such as eddies, jets, and fronts is also a major player in the dynamics of plankton populations, providing the

basic mechanism for patchiness in the plankton distribution and influencing also key features such as biological productivity [3, 4].

Ideas and methods borrowed from dynamical systems theory have been shown to be a powerful tool to understand the basics of the influence of mixing and transport on plankton dynamics, and on the more general framework of chemically or biologically interacting species [5]. They are complementary to the more traditional *turbulence approach* [1, 6]. In particular, the concepts of chaotic advection [7] have been used to study fluid flow effects on models of populations competing for resources [8], or predator-prey dynamics of different kinds [9].

Among the variety of flows considered by these approaches, *open chaotic flows* appear singled out by the strong modifications they introduce on chemical or biological processes occurring on them [10]. Briefly stated, an open chaotic flow is a kind of fluid motion in which typical fluid particles only remain for a finite time in the region of interest, but in such a way that initially close fluid trajectories experience exponential separation during that time (i.e. they undergo *transient chaos* or *chaotic scattering* [11]). This situation is very common in the wake of obstacles interposed on flows through pipes or channels, or of islands on ocean currents. In the presence of sufficiently strong recirculation regions, some nontypical fluid trajectories become trapped forever in the region of interest, forming a fractal set of zero measure called the *chaotic saddle*. On these trajectories, motion is permanently chaotic and can be characterized by standard tools in nonlinear dynamics such as Lyapunov exponents, entropies, stable and unstable manifolds, etc. [11]. Although they do not remain trapped forever, fluid trajectories close enough to the stable manifold of the chaotic saddle leave the system only after a long time. They do so along the unstable manifold of the chaotic saddle. Thus, if some marked particles (for example by a dye or by a particular temperature) are transported by this type of flow, most of them will leave the system soon and at long times only the ones close to the chaotic saddle or its unstable manifold will be still present. This makes these filamental fractal structures observable both in laboratory experiments [12] and in the Ocean [13].

In this Paper we report numerical results on the behavior of a predator-prey population dynamics model of the *excitable* type, modelling zooplankton-phytoplankton

interaction, in which the populations are transported by an open chaotic fluid flow. Excitability, in its simplest form, is the name given to the behavior of dynamical systems with the following characteristics [14, 15]: a) they have a single fixed point, which is globally stable, as the only attractor of the dynamics; b) when the system is in the fixed point, small perturbations of this state return linearly to the equilibrium, but perturbations above a threshold lead to a large excursion (excitation-deexcitation cycle) in phase space, after which the system finally returns to the globally stable equilibrium point; c) there is a large separation between the time scales of excitation and deexcitation. Truscott and Brindley [16, 17] showed that a large class of models of plankton dynamics involving two and three species display excitable dynamics in a realistic range of parameters. The essential ingredient defining the class was that the function describing predation of zooplankton on phytoplankton should be of Hollings type III type.

Realizations of excitable dynamics in stirred fluids have been considered in several contexts, including shear flows [18], and closed chaotic flows [19, 20]. In [21], the case of open flows was explicitly considered. The main finding was the identification of a regime in which, despite the essential transient character of the excitation cycle in excitable dynamics, and the transient nature of the chaotic scattering experienced by almost all trajectories in their passage through the observation region, a permanent pattern of excitation was established and remained within the system for all times. The purpose of the present Paper is to check whether the phenomenon appears also in an excitable plankton dynamical model with realistic parameter values (an excitable FitzHugh-Nagumo dynamics was considered in [21], of no explicit relevance to plankton modelling), thus supporting that excitability was the relevant ingredient, instead of the peculiarities of the particular chemical or biological interactions used. In addition, an oceanographically motivated flow will be used here, instead of the rather academic *blinking vortex-sink* model considered in [21]. As the main conclusion, we will see that the most relevant phenomenon, the development of a permanently excited structure within the observation region, is found in the plankton model. Some details of its behavior, however, are dependent on geometrical properties of the particular flow used.

## 2 The plankton and the flow models

A standard way to model chemical or biological activity in fluid flows is in terms of advection-reaction-diffusion equations. The space- and time-dependent phytoplankton,  $P = P(\mathbf{x}, t)$ , and zooplankton,  $Z = Z(\mathbf{x}, t)$ , concentrations evolve according to

$$\begin{aligned} \frac{\partial}{\partial t} P + \mathbf{v} \cdot \nabla P - D \nabla^2 P &= r \left[ \beta P \left( 1 - \frac{P}{K} \right) - f(P) Z \right] \\ \frac{\partial}{\partial t} Z + \mathbf{v} \cdot \nabla Z - D \nabla^2 Z &= r \epsilon [f(P) Z - \omega Z] . \end{aligned} \quad (1)$$

The left-hand-side terms represent the transport processes: both species are advected by the same fluid flow characterized by the velocity field  $\mathbf{v} = \mathbf{v}(\mathbf{x}, t)$ , that we assume to be incompressible. To focus in the rôle of horizontal transport, we choose  $\mathbf{v}$  to be two-dimensional, defined on a two-dimensional square box  $\Omega = [0, 2L] \times [-L, L]$  that constitutes our system domain, with Cartesian coordinates  $\mathbf{x} = (x, y)$ . As usual in ocean dynamics applications, small-scale complex turbulent motions not explicitly included in  $\mathbf{v}$  are modelled by an effective diffusion operator  $D \nabla^2$  which is also the same for both species. The right-hand-side, taken from [16], contains the biological interactions terms:  $r$  controls the ratio of the transport time scales to the biological activity time scales,  $\epsilon$  sets the ratio of phytoplankton- to the much larger zooplankton-growth time scale,  $K$  is the phytoplankton carrying capacity,  $\beta$  the phytoplankton growth rate,  $\omega$  a linear zooplankton mortality, and

$$f(P) = \frac{P^2}{P_0^2 + P^2} \quad (2)$$

is the Hollings type III response function, describing the zooplankton predation on phytoplankton.

Following [16] we take non-dimensional units such that  $\beta = 0.43, K = 1, \epsilon = 0.01, P_0 = 0.053$ , and  $\sigma = 0.34$ . This corresponds to phytoplankton doubling times of the order of days, and zooplankton time scales in the range of months. Biological concentrations have been scaled so that the phytoplankton carrying capacity (of the order of 100  $\mu g$  of Nitrogen equivalent per liter) is the unity. For these and similar parameter values the biological dynamical system is in the excitable regime, and we study the influence of transport by varying its relative strength via the parameter  $r$ .  $D$  is fixed to  $10^{-5}$  and  $L = 9$ , which means that the diffusive spatial scale

corresponding to the phytoplankton doubling time is between three and four orders of magnitude smaller than system size.

Since the velocity field  $\mathbf{v} = (v_x, v_y)$  is two-dimensional and incompressible it can be written in terms of a streamfunction  $\Psi(x, y, t)$  that acts formally as a Hamiltonian for the fluid trajectories:

$$\begin{aligned} v_x &= \frac{\partial \Psi}{\partial y} \\ v_y &= -\frac{\partial \Psi}{\partial x} . \end{aligned} \quad (3)$$

We consider the following streamfunction:

$$\Psi = \Psi_0 \tanh\left(\frac{y}{w}\right) + \mu \exp\left(-\frac{(x-L)^2 + y^2}{2\sigma^2}\right) \cos(k(y-vt)) . \quad (4)$$

It represents an oceanic jet perturbed by a localized wave-like feature, trapped by topography or some geographical accident. The first term is the main jet, of width  $w$ , flowing towards the East (i.e. towards the positive  $x$  direction) with maximum velocity  $\Psi_0/w$  at its center. The wave-like perturbation, of strength  $\mu$ , is represented by the second term. It is localized in a region of size  $\sigma$  around the point  $(x, y) = (L, 0)$ , and the wavenumber and phase velocity (towards the North, or positive  $y$  direction) are  $k$  and  $v$ , respectively. The complete velocity field is time-periodic with period  $2\pi/kv$ .

Equations (3) and (4) define a 1-degree of freedom time-periodic Hamiltonian dynamical system for the fluid trajectories. Typically, this kind of system develops chaotic regions increasing in size as the strength of the perturbation,  $\mu$ , increases. But the region  $\Omega$  is open with respect to this flow, so that we have the situation of chaotic scattering: particles enter  $\Omega$  from the West, following essentially straight trajectories, experience transient chaos when reaching the wave region, and finally they leave the system. For  $\mu$  large enough, recirculation gives birth to a chaotic saddle in  $\Omega$ . We now study how the flow structures affect the plankton dynamics given by the right-hand-side of Eq. (1).

### 3 Numerical results

Equations (1) are solved by the semilagrangian method described in [21]. The fixed point representing stable phytoplankton-zooplankton coexistence in the absence of

flow and diffusion is given by  $P = P_e$  and  $Z = Z_e$ , with  $P_e = P_0\sqrt{\sigma/(1-\sigma)} = 0.03827$  and  $Z_e = \beta(1 - P_e)(P_0^2 + P_e^2)/P_e = 0.04603$ . We choose these values to be imposed as Dirichlet boundary conditions on the boundary of  $\Omega$ . In this way fluid particles enter in the system with a plankton content corresponding to the equilibrium concentrations, which is a rather natural condition from the biological point of view. During an excitation phase, the values of phytoplankton concentration rise to  $P \approx 0.8 - 0.9$

Since  $(P_e, Z_e)$  is a stable equilibrium point, dynamics will be trivial without an initial seed to trigger the excitation dynamics. Our initial condition is a localized patch of high phytoplankton concentration close to the western part of  $\Omega$ :  $P(\mathbf{x}, t = 0) = P_e + Q \exp[-((x-x_0)^2 + y^2)/l^2]$ ,  $Z(\mathbf{x}, t = 0) = Z_e$ . We take  $Q = 0.5$ ,  $x_0 = 0.3L$ , and  $l = 0.11L$ . The jet transports the patch towards the scattering region, where interesting dynamics occurs. The flow parameters are  $w = 1$ ,  $\Psi_0 = 2$ ,  $\sigma = 2$ ,  $k = 1$ , and  $v = 1$ , giving a flow period  $T = 2\pi/kv = 2\pi$ .

We first discuss the case with  $\mu = 0$ , that is, no wave perturbation is present and the flow is simply a narrow jet without recirculations nor any chaotic behavior. One of the curves (dashed-line) in Fig. 1 shows the total density of phytoplankton (spatial average of  $P$ ) within the domain  $\Omega$  for this case, i.e.  $\mu = 0$ , and  $r = 10$ . The initial patch initially grows, since diffusion converts it in the well known excitable propagating target wave, while the jet transports and deforms it. The patch however reaches the Eastern boundary of  $\Omega$  and leaves the system without any unexpected effect. This is what it is observed in the Figure: the average concentration grows up in the short initial stage due to the advance of the excitation wave, and then decreases because the flow takes the excited material out of the system.

We now consider  $\mu = 3$ . A chaotic saddle is present in the system. Figure 2 shows the unstable manifold of this fractal set. It has been visualized by releasing a large number of particles with different initial conditions and letting them evolve with the velocities given by (3)-(4). At sufficiently long times only the particles close to the saddle and its unstable manifold remain in  $\Omega$ , which are the ones drawing the structure in Fig. 2. Since the flow is time-periodic, saddle and manifolds change in time with the same period. Figure 2 gives the configuration at a particular time (and the times obtained by adding one period, two periods, etc.). For

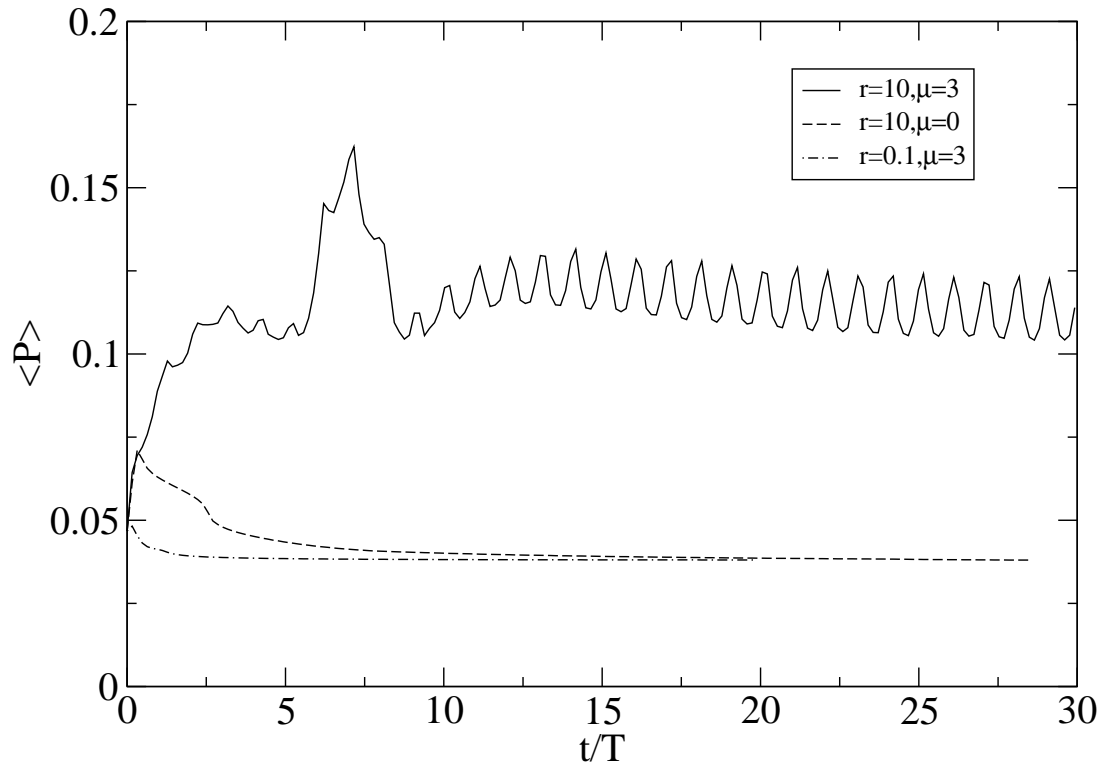


Figure 1: Phytoplankton concentration, spatially averaged on  $\Omega$ , as a function of time (in units of the flow period  $T = 2\pi$ ). We plot three different cases: dashed-line is for  $\mu = 0$  and  $r = 10$ , so that no chaotic scattering occurs; dashed-dotted line is for  $\mu = 3$  but  $r$  small ( $r = 0.1$ ) corresponding to fast stirring, and the solid-line corresponds to a case of stirring slower than biological rates, i.e.  $r$  large ( $r = 10$ ) and  $\mu = 3$ , giving rise to a sustained excitation.

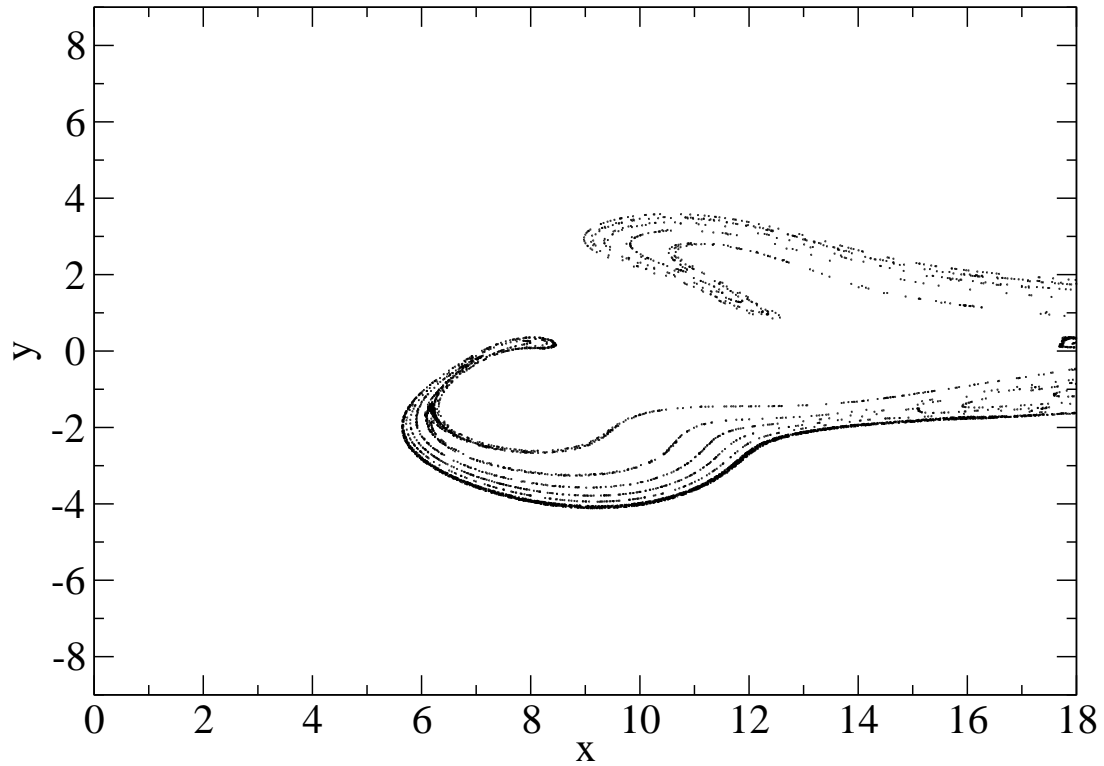


Figure 2: The chaotic saddle and its unstable manifold for the flow defined by Eqs. (3)-(4). It is obtained by letting evolve during 6 periods of the flow a population of 30000 particles, initially distributed in the Western part of the domain. After this time, 5366 particles remain still in the system, tracing the saddle and its unstable manifold.



small  $r$ , the biological dynamics is slow compared to the time scales of stirring by the flow. The phytoplankton patch is strongly deformed when reaching the scattering region. Plankton is stretched into long and thin filaments that become rapidly diluted into the surrounding unexcited fluid by the effect of diffusion. Thus excitation is destroyed by the fast stirring. Increasing  $r$ , i.e. by making the biological dynamics faster or the flow slower, a dramatic change occurs. The transition to the new regime occurs around  $r \approx 1$ . Plankton is again stretched in filaments but the width stabilizes and the excitation becomes distributed in the system, without leaving it and oscillating in shape following the period of the flow. Some features of the distributions of both phytoplankton and zooplankton (see Fig. (3)) seem to mimic the shape of the unstable manifold of the chaotic saddle, so that in these zones we can say that plankton is basically covering it with a finite width, but the correspondence is far from perfect, and some structures, as for example the excited filaments surrounding the whole scattering area, do not seem to be related to the saddle structure. This is the main result of this Paper: *transient* chaos plus *transient* excitation give rise to a *permanent* pattern of high biological activity (excitation) in the system.

## 4 Discussion

The reported result is of relevance in understanding the interplay between biology and fluid flow in aquatic biology. In particular it points a mechanism for enhanced productivity in the wake of islands, obstacles, or other perturbations on ocean currents. It adds to proposed mechanisms in closed flows [4].

The explanation for the observed behavior can be elaborated along the lines of previous works [19, 21, 22] as follows: The tendency of chaotic flow to stretch fluid elements into long and thin filaments competes with the effect of diffusion and biological growth, which tends to expand excited regions, so that a compensation can be achieved in some parameter range. Above a given biological growth rate, steady filament solutions appear, via a saddle-node bifurcation, in simplified models capturing some of the features of (1). This was demonstrated in [19, 21, 22] for abstract excitable dynamics and in [20] for model (1). Filament solutions appear also




Figure 3: Distribution of phytoplankton (left) and zooplankton (right) at time  $t = 100$  and parameters corresponding to the solid line in Fig. (1). Dark grey corresponds to low concentration and lighter grey to higher concentration. A state of permanent excitation is sustained in the region close to the chaotic saddle and its unstable manifold (being the rest of the domain in the unexcited equilibrium state). The shape of the distributions changes in time with the period of the flow. The images shown here are for the same phase of oscillation of the flow as in Fig. (2).

in other models of biological dynamics in fluid flows [23]. When this steady solution does not exist, initial perturbations decay as in the usual excitation-deexcitation cycle, so that excitation disappears at long times. At sufficiently large biological growth rate, however, the steady filament solution exists, is stable, and the initial perturbation can be locally attracted by it. Chaotic flow deforms the filament solution obtained under simplified assumptions, but the results in [19, 21, 20] indicate that it still provides a useful description of the process. Chaotic stretching and folding of the excited filament in a closed system ends up when it fills the whole domain, after which an homogeneous deexcitation finishes the excitation cycle. In an open system, however, the continuous outflow of excited material inhibits the filling of the full domain, so that distributions related to the simplified filament steady solutions can persist permanently.

Despite that the previous results [19, 20, 21, 22] provide the above qualitative explanations for the phenomena reported in this Paper, there are a number of differences with respect to the previously considered open flow [21]. First, the spatial distribution does not follow the unstable manifold of the chaotic saddle as closely. Second, an additional transition to the disappearance of the permanent excitation was present in the blinking vortex-sink flow of [21] at sufficiently slow stirring or fast excitability. We have not found this second transition here despite having explored a rather broad parameter range. Our interpretation is that these differences arise from the different topology of the flows used in [21] and in this Paper. Here chaotic scattering tends to disperse fluid trajectories *out* of the scattering region whereas the blinking vortex-sink flow of [21] attracts trajectories *towards* the sinks inside the chaotic region. Thus it is natural to expect that the geometric structures inside the chaotic region will be more determinant in this last flow. Filament collisions, that we suspect to be responsible for the second transition in [21] are also more frequent in this last case. It would be convenient to provide additional quantitative support for these qualitative arguments. This will be the subject of future work.

## Acknowledgements

Financial support from MCyT (Spain) and FEDER through projects REN2001-0802-C02-01/MAR (IMAGEN) and BFM2000-1108 (CONOCE) is greatly acknowledged.

## References

- [1] K.L. Denman, T. Platt, *The variance spectrum of phytoplankton in a turbulent ocean*, J. Mar. Res. **34**, 593 (1976); A.P. Martin, *Phytoplankton patchiness: the role of lateral stirring and mixing*, Progress in Oceanography **57**, 125-174 (2003).
- [2] K.L. Denman and A.E. Gargett, *Biological-physical interactions in the upper ocean: the role of vertical and small scale transport processes*, Annu. Rev. Fluid Mech. **27**, 225 (1995).
- [3] E.R. Abraham, *The generation of plankton patchiness by turbulent stirring*, Nature **391**, 577 (1998).
- [4] A. Mahadevan, D. Archer, *Modeling the impact of fronts and mesoscale circulation on the nutrient supply and biogeochemistry of the upper ocean*, J. Geophys. Res. C **105**, 1209 (2000); A.P. Martin, K.J. Richards, A. Bracco, and A. Provenzale, *Patchy productivity in the open ocean*. Global Biogeochemical Cycles **16**, 10.1029/2001GB001449 (2002).
- [5] Focus Issue on Active Chaotic Flow, editors Z. Toroczkai and T. Tél, Chaos **12**, 372 (2002).
- [6] T.M. Powell, A. Okubo, *Turbulence, diffusion and patchiness in the sea*, Phil. Trans. R. Soc. Lond. B **343**, 11 (1994).
- [7] H. Aref, *Stirring by chaotic advection*, J. Fluid Mech. **143**, 1 (1984); H. Aref, *The development of chaotic advection*, Phys. Fluids **14**, 1315 (2002).
- [8] I. Scheuring, G. Károlyi, Z. Toroczkai, T. Tél, Á. Péntek, *Competing populations in flows with chaotic mixing*, Theoretical Population Biology **63**, 77-90 (2003).

- [9] E. Hernández-García, Cristóbal López, Z. Neufeld, *Small-scale structure of non-linearly interacting species advected by chaotic flows*, CHAOS **12**, 470 (2002); C. López, Z. Neufeld, E. Hernández-García, P.H. Haynes, *Chaotic advection of reacting substances: Plankton dynamics on a meandering jet*, Phys. Chem. Earth **B 26**, 313 (2001).
- [10] G. Károly, A. Péntek, Z. Toroczka, T. Tél, C. Grebogi, *Chemical or biological activity in open flows*, Phys. Rev. **E 59**, 5468 (1999).
- [11] E. Ott and T. Tél, *Chaotic scattering: an introduction*, Chaos **3**, 417-426 (1993); T. Tél *Transient chaos*, in B.-L. Hao (Ed.): *Directions in chaos*, Vol. 3, pp. 149-211, World Scientific, Singapore (1990).
- [12] J.C. Sommerer, H.-C. Ku and H.E. Gilreath, *Experimental evidence for chaotic scattering in a fluid wake*, Phys. Rev. Lett. **77**, 5055 (1996).
- [13] E. Barton et al., *The coastal transition zone of the Canary Current upwelling region*, Progress in Oceanography **41**, 455-504 (1998).
- [14] E. Meron, *Pattern formation in excitable media*, Physics Reports **218**, 1 (1992).
- [15] J.D. Murray, *Mathematical Biology* (Springer, New York, 1993).
- [16] J.E. Truscott, J. Brindley, *Ocean plankton populations as excitable media*, Bull. Math. Biol. **56**, 981 (1994).
- [17] J.E. Truscott, J. Brindley, *Equilibria, stability and excitability in a general class of plankton population models*, Phil. Trans. R. Soc. Lond. A **347**, 703 (1994).
- [18] V.N. Biktashev, A.V. Holden, M. A. Tsyganov, J. Brindley and N. A. Hill, Phys. Rev. Lett. **81** 2815 (1998); V. N. Biktashev, I.V. Biktasheva, A.V. Holden, M.A. Tsyganov, J. Brindley and N. A. Hill, Phys. Rev. **E 60**, 1897 (1999).
- [19] Z. Neufeld, *Excitable media in a chaotic flow*, Phys. Rev. Lett. **87**, 108301 (2001).
- [20] Z. Neufeld, P. H. Haynes, V. Garçon, J. Sudre, *Ocean fertilization experiments may initiate a large scale phytoplankton bloom*, Geophys. Res. Lett. **29**, 10.1029/2001GL013677 (2002).

- [21] Z. Neufeld, C. López, E. Hernández-García, O. Piro, *Excitable media in open and closed chaotic flows*, Phys. Rev. **E 66**, 066208 (2002).
- [22] E. Hernández-García, C. López, Z. Neufeld, *Filament bifurcations in a one-dimensional model of reacting excitable fluid flow*, Physica A **327** 59-64 (2003).
- [23] P. McLeod, A.P. Martin, K.J. Richards, *Minimum length scale for growth-limited oceanic plankton distributions*, Ecological Modelling **156**, 111-120 (2002).