

CYCLE-TO-CYCLE FLUCTUATIONS OF BURNED FUEL MASS IN SPARK IGNITION COMBUSTION ENGINES

Mirosław Wendeker¹, Grzegorz Litak², Marcin Krupa¹

¹Department of Internal Combustion Engines,
Technical University of Lublin
Nabystrzycka 36, PL-20-618 Lublin, Poland

²Department of Applied Mechanics,
Technical University of Lublin
Nabystrzycka 36, PL-20-618 Lublin, Poland

Abstract

We examine a simple, fuel-air, model of combustion in spark ignition (si) engine with indirect injection. In our two fluid model, variations of fuel mass burned in cycle sequences appear due to stochastic fluctuations of a fuel feed amount. We have shown that a small amplitude of these fluctuations affects considerably the stability of a combustion process strongly depending on the quality of air-fuel mixture. The largest influence was found in the limit of a lean combustion. The possible effect of nonlinearities in the combustion process were also discussed.

Keywords: stochastic noise, combustion, engine control

1 Introduction

Cyclic combustion variability, found in 19th century by Clerk (1886) in all spark ignition (si) engines, has attracted great interest of researchers during last years (Heywood 1988, Hu 1996, Daw *et al.* 1996, 1998, 2000, Wendeker *et al.* 2003, 2004). Its elimination would give 10% increase in the power output of the engine (Heywood 1988). The key source of their existence may be associated with either stochastic disturbances (Roberts *et al.* 1997, Wendeker *et al.* 1999) or nonlinear dynamics (Daw *et al.*

1996, 1998) of the combustion process. Daw *et al.* (1996, 1998) and more recently Wendeker *et al.* (2003, 2004) have done the nonlinear analysis of the experimental data of such a process. Changing an advance spark angle they observed the considerable increase of the noise level (Wendeker *et al.* 2003) claiming that it is due to chaotic dynamics of the process. On the other hand the main sources of cyclic variability were classified by Heywood (1988) as the aerodynamics in the cylinder during combustion, the amount of fuel, air and recycled exhaust gases supplied to the cylinder and a mixture composition near the spark plug. In this paper we will model the variation of fuel ignition amount as the most common source of instability in indirect injection.

The present paper is organized as follows. After the introduction in the present section we define the model by a set of difference equations in the next section (Sec. 2). This model, in deterministic and stochastic forms, will be applied in Sec. 3, where we analyze the oscillations of burned mass. Finally we derive conclusions and remarks in Sec. 4.

2 Two fluid model of fuel-air mixture combustion

Starting from fuel-air mixture we define the time evolution of the corresponding amounts. Namely, we will follow the time histories of the masses of fuel m_f , and air m_a .

Firstly, we assume the initial value of $m_a(i)$, $m_f(i)$ automatically their ratio $r(i)$:

$$r(i) = \frac{m_a(i)}{m_f(i)} \quad (1)$$

for $i = 0$.

Secondly, depending on parameter r with reference to a stoichiometric constant s we have two possible cases: fuel and air deficit, respectively. For a deterministic model, the first case lead to

$$r(i) > 1/s \quad (2)$$

we calculate next masses using following difference equations:

$$\begin{aligned} m_f(i+1) &= (1-\alpha) \left(m_f(i) - \frac{1}{s} m_a(i) \right) + \delta m_f \\ m_a(i+1) &= \delta m_f, \end{aligned} \quad (3)$$

Table 1: Constants and variables of the model.

stoichiometric coefficient	$s = 14.63$
exhaust ratio	$\alpha = 0.92$
air mass in a cylinder	m_a
fuel mass in a cylinder	m_f
fresh air amount	δm_a
fresh fuel amount	δm_f
air/fuel ratio	$r = m_a/m_f$
burned fuel mass	Δm_f
combusted air mass	Δm_a
air/fuel equivalence ratio	λ
random number generator	$N(0, 1, i)$
mean value	
of fresh fuel amount	δm_{fo}
standard deviation	
of fresh fuel amount	σ_{mf}
standard deviation	
of the equivalence ratio	σ_λ

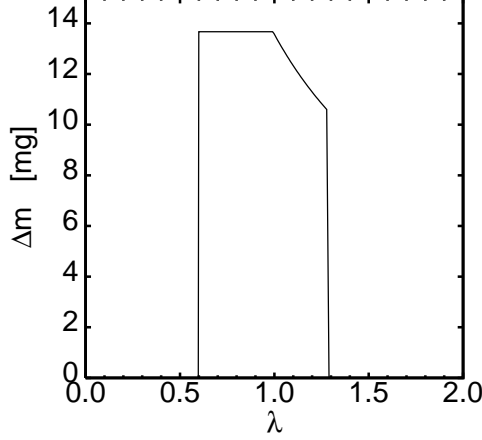


Figure 1: The combustion curve $\Delta m(\lambda)$ for the constant fresh air feed $\delta m_a = 200$ mg.

where α is the exhaust ratio of the engine, δm_f and δm_a denotes fresh fuel and air amounts added in each combustion cycle i . In the opposite (to Eq. 2.2) case

$$r(i) < 1/s \quad (4)$$

we use the different formula

$$\begin{aligned} m_f(i+1) &= \delta m_f \\ m_a(i+1) &= (1 - \alpha)(m_a(i) - s m_f(i)) + \delta m_a \end{aligned} \quad (5)$$

Note that variables m_a and m_f are the minimal set of our interest. From the above equations one can easily calculate other interesting quantities as the combusted masses of fuel $\Delta m_f(i)$ and air $\Delta m_a(i)$ and air-fuel equivalence ratio before each combustion event i :

$$\lambda \approx s \frac{m_a(i) + (1 - \alpha)\Delta m_a(i-1)}{m_f(i) + (1 - \alpha)\Delta m_f(i-1)} \quad (6)$$

Basing on experimental results we use the additional necessary condition (Kowalewicz 1984) of combustion process

$$0.6 < \lambda < 1.3. \quad (7)$$

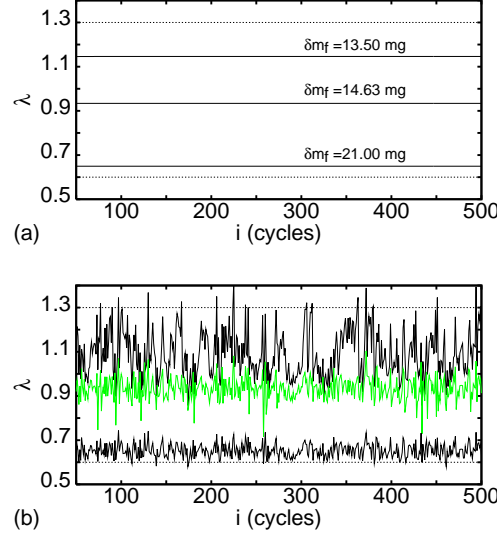


Figure 2: The dependence of λ on sequential cycles i for deterministic (a) and stochastic (b) processes. The fresh air amount was assumed to be $\delta m_a = 200$ mg while the fresh fuel amount varies: $\delta m_f = 13.50$ mg , 14.63 mg, 21.00 mg starting from the top curve, respectively.

For better clarity our notations of system parameters: constants and variables are summarized in Tab. 1.

Basing on the relations (Eqs. 2.1-2.7) we plotted the combustion curve for the assumed constant fresh air feed $\delta m_a = 200$ mg.

Finally, in the case of stochastic injection, instead of constant $\delta m_f(i)$ (Eqs. 2.3 and 2.5) (for each cycle i) we introduce its mean value $\delta m_{fo} = \text{const.}$, while δm_f in the following way:

$$\delta m_f(i) = \delta m_{fo} + \sigma_{mf} N(0, 1, i), \quad (8)$$

where $N(0, 1, i)$ represents random number generator giving a sequence i of numbers with a unit-standard deviation of normal (Gaussian) distribution and the nodal mean. The scaling factor σ_{mf} corresponds to the mean standard deviation of the fuel injection amount. The cyclic variation of $\delta m_f(i)$ can be associated with such phenomena as fuel vaporization and fuel-injector variations.

3 Oscillations of burned fuel mass

Here we describe the results of simulations. Using Eqs. 2.1-2.8 we have performed recursive calculations for deterministic and stochastic conditions and obtained time histories of various system parameters: m_f , m_a , Δm_f , Δm_a and λ . The results for λ are shown in Fig. 2. The upper panel (Fig. 2a), corresponding to deterministic combustion for three different values of fuel injection parameter δm_f , shows λ as straight lines versus cycle i , while the lower (Fig. 2b) one reflects the variations of λ in stochastic conditions. The order of curves appearing in the Fig. 2b is the same as in Fig. 2a stating from the smallest value of considered fuel injection amounts from the top. In stochastic simulations we used input of random fuel injection with standard deviation equal to 10% of its mean value $\sigma_{mf} = 0.1 \delta m_{fo}$. The obtained results clearly indicate that the fluctuations of λ are growing with larger λ . This can be also found by analytical evaluation of Eq. 2.6. It is not difficult to check that

$$\sigma_\lambda \sim \lambda^2 \sigma_{mf}. \quad (9)$$

The results for burned fuel mass Δm_f are presented in Fig. 3. Starting from deterministic conditions ($\delta m_f = \delta m_{fo} = \text{const.}$) we obtain the constant fraction of the burned fuel mass Δm_f represented by the three straight lines in Fig. 3a lying very close to each other. In Fig 3 b-c we show the same, Δm_f , for the considered case of assumed fuel injection ($\delta m_{fo} = 13.50$ mg - Fig. 3b, $\delta m_{fo} = 14.63$ mg - Fig. 3c, $\delta m_{fo} = 21.00$ mg - Fig. 3d) and stochastic conditions. Due to different magnitudes parameter λ fluctuations, and dependence of combustion curve Fig. 1 it is not surprise that the fluctuations of Δm_f have different character in all these cases. For lean combustion, which is a stable process in deterministic case, the fuel injection fluctuations introduce considerable instabilities to the combustion process leading to the suppression of combustion because in some cycles (Fig. 3b) where λ is larger than 1.3. Then Equation 2.7 is not satisfied. In the next case (Fig. 3c) the effect of stochasticity is much smaller. Here we have optimal air-fuel mixture. First of all one should note that fluctuations of λ are smaller than in previous case (Fig. 2b). Moreover λ oscillate around the region ($\lambda \approx 1$) in combustion curve (Fig. 1) which does not have big changes comparing to previous case. Finally, Fig. 3d shows the sequence of Δm_f for

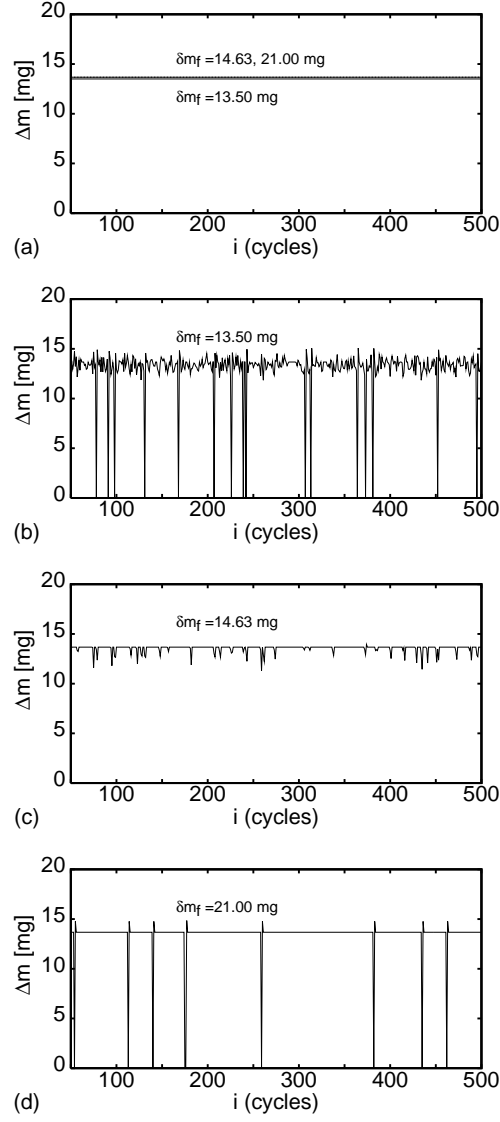


Figure 3: The dependence of burned fuel mass on sequential cycles i for deterministic (a) and stochastic (b-d) processes. $\delta m_a = 200$ mg while δm_f takes different values: 13.50 mg , 14.63 mg, 21.00 mg denoted in particular figures a-c.

the large δm_{fo} (rich fuel-air mixture). The fluctuations of λ are the smallest of all three ones but $\lambda \approx 0.7$ causes suppressions of combustions in some cycles similarly to the case shown in Fig. 3b.

4 Conclusions

In this paper we examined the origin of combusted mass fluctuations. In case of stochastic conditions we have shown that depending on the quality of fuel-air mixture the final effect is different. The worse situation is for lean combustion. The consequences of it can be observed for idle speed regime of engine work. Unstable engine work, interrupted by the cycles without combustion lead to a large increase of fuel use.

Although the presented two component model is very simple it can reflect the underlying nature of engine working conditions. In spite of fact that the model is characterized by the nonlinear transform (Eqs. 2.3, 2.5 and 2.7) similar to logistic one, we have not found any chaotic region. Possibly that such solutions can be found for non realistic model parameters like λ and α . The other strong limitation was concerned with the sharp edges of combustion curve (Δm_f versus λ Fig.1) modelled by a Heaviside step $\Theta(x)$ function Eq. 2.7. We used such an approximation as a simplest one but modeling with the exponential growth $\exp(-1/x)$ is more realistic and possible. Similar assumptions of the exponential dependence led to chaotic behaviour in papers (Daw *et al.* 1996, 1998, Wendeker 2003). From a physical point of view mixture gasoline-air is not uniform before ignition and that can cause nonuniform combustion smearing the edges of the combustion curve Fig. 1. Calculations considering this effect are in progress and the results will be reported in a separate future publication.

References

- Clerk D., 1886, The gas engine, Longmans, Green & Co., London.
- Daw, C.S., Finney, C.E.A., Green Jr., J.B., Kennel, M.B., Thomas J.F. and Connolly F.T., 1996, A simple model for cyclic variations in a spark-ignition engine, SAE Technical Paper No. 962086.

Daw, C.S., Kennel, M.B., Finney C.E.A., Connolly F.T., 1998 Observing and modelling dynamics in an internal combustion engine, Phys. Rev. E, 57, 2811–2819.

Daw C.S., Finney C.E.A. and Kennel M.B., 2000, Symbolic approach for measuring temporal "irreversibility", Phys. Rev. E, 62, 1912–1921.

Heywood J.B., 1988, Internal combustion engine fundamentals, McGraw-Hill, New York.

Hu Z., 1996, Nonlinear instabilities of combustion processes and cycle-to-cycle variations in spark-ignition engines, SAE Technical Paper No. 961197.

Kowalewicz A., 1984, Combustion Systems of High-Speed Piston I.C. Engines, Studies in Mechanical Science 3, Elsevier, Amsterdam.

Roberts J.B., Peyton-Jones J.C. and Landsborough K.J., 1997, Cylinder pressure variations as a stochastic process, SAE Technical Paper No. 970059.

Wendeker M., Niewczas A. and Hawryluk B., 1999, A stochastic model of the fuel injection of the si engine, SAE Technical Paper No. 00P-172.

Wendeker, M., Czarnigowski, J., Litak, G. and Szabelski, K., 2003, Chaotic combustion in spark ignition engines, Chaos, Solitons & Fractals 18, 805–808.

Wendeker, M., Litak, G., Czarnigowski, J., and Szabelski, K., 2004, Nonperiodic oscillations of pressure in a spark ignition engine, Int. J. Bifurcation and Chaos 14, in press.