

Can two chaotic systems make an order?

J. Almeida¹, D. Peralta-Salas^{2*}, and M. Romera³

¹*Departamento de Física Teórica I, Facultad de Ciencias Físicas, Universidad Complutense, 28040 Madrid (Spain).*

²*Departamento de Física Teórica II, Facultad de Ciencias Físicas, Universidad Complutense, 28040 Madrid (Spain).*

³*Instituto de Física Aplicada, Consejo Superior de Investigaciones Científicas, Serrano 144, 28006 Madrid (Spain).*

The recently discovered Parrondo's paradox claims that two losing games can result, under random or periodic alternation of their dynamics, in a winning game: “losing+ losing=winning”. In this paper we follow Parrondo's philosophy of combining different dynamics and we apply it to the case of one-dimensional quadratic maps. We prove that the periodic mixing of two chaotic dynamics originates an ordered dynamics in certain cases. This provides an explicit example (theoretically and numerically tested) of a different Parrondian paradoxical phenomenon: “chaos + chaos = order”.

1. Introduction

One of the most extended ways to model the evolution of a natural process (physical, biological or even economical) is by employing discrete dynamics, that is, maps which apply one point to another point of certain variables space. Deterministic or random laws are allowed, and in this last case the term game is commonly used instead of map (physicists also use the term discrete random process). Let us assume that we have two different discrete dynamics A_1 and A_2 . In the last decades a great effort has been done in understanding at least the most significant qualitative aspects of each dynamics separately. A different (but related) topic of research which has arisen in the last years consists of studying the dynamics obtained by combination of the dynamics A_1 and A_2 :

$$x_0 \xrightarrow{A_{H_0}} x_1 \xrightarrow{A_{H_1}} x_2 \xrightarrow{A_{H_2}} x_3 \dots$$

where H stands for certain deterministic or random law which assign the value 1 or 2 to each number of the sequence $\{0,1,2,\dots\}$ and $\{x_0, x_1, x_2, \dots\}$ are the values of the variable x describing the physical system.

To the best of our knowledge the idea of alternating different dynamics and comparing certain properties of the combined dynamics with the properties of the individual dynamics is due to Parrondo and collaborators [1-6]. They constructed two simple games with negative gains (they were losing games) but when they were

alternated in different (random or deterministic) manners the gain was positive (the resulting game was winning). By the term gain we mean the asymptotic gain per move as defined, for instance, in reference [7]. This apparent contradiction is known as Parrondo's paradox and since its discovery it has become an active area of research.

Let us briefly review the original games A_1 and A_2 discovered by Parrondo

$$\begin{aligned} \text{Game } A_1: & \begin{cases} \mathbf{r}(x \rightarrow x+1) = p \\ \mathbf{r}(x \rightarrow x-1) = 1-p, \end{cases} \\ \text{Game } A_2: & \begin{cases} \mathbf{r}(x \rightarrow x+1) = p_1 \\ \mathbf{r}(x \rightarrow x-1) = 1-p_1 & \text{if } |x| \bmod 3 = 0 \\ \mathbf{r}(x \rightarrow x+1) = p_2 \\ \mathbf{r}(x \rightarrow x-1) = 1-p_2 & \text{if } |x| \bmod 3 \neq 0, \end{cases} \end{aligned}$$

where $\mathbf{r}(i \rightarrow j)$ stands for the transition probability and the variable x can only take integer values. It can be shown (see references [1-6] or reference [7] for a different approach) that games A_1 and A_2 are losing whenever the following conditions hold:

$$\begin{aligned} p &< \frac{1}{2}, \\ f &\equiv \frac{(1-p_1)(1-p_2)^2}{p_1 p_2^2} > 1. \end{aligned} \tag{1}$$

In the same references it is proved that the game obtained by random combination of games A_1 and A_2 (with probability σ of playing with game A_1) is winning if

$$\Lambda \equiv \frac{(1-\sigma p - (1-\sigma)p_1)(1-\sigma p - (1-\sigma)p_2)^2}{(\sigma p + (1-\sigma)p_1)(\sigma p + (1-\sigma)p_2)^2} < 1. \tag{2}$$

Parrondo's paradox occurs for values of the parameters (p, p_1, p_2, σ) satisfying the inequalities of Eqs. (1) and (2), for instance $p = 5/11$, $p_1 = 1/21$, $p_2 = 10/11$ and $\sigma = 1/2$. Furthermore, since Eqs. (1) and (2) define an open set in the parameters space, there are infinite values for which the paradox occurs. See Fig. 1 where we have

represented in the cube $(0 \leq p_1 \leq 1, 0 \leq p_2 \leq 1, 0 \leq p \leq 0.5)$ the region for which inequalities of Eqs. (1) and (2) hold (σ is fixed to the value 0.4).

Deterministic combinations of games A_1 and A_2 also yield paradoxical phenomena. In Fig. 2 we have represented the expected gain per move for different alternations of games. The numerical simulations were averaged over 50,000 trials. The interested reader can see references [1-7] for a more detailed study of the classical Parrondo's paradox.

In this paper however we are not interested in the paradoxical phenomenon “losing+ losing=winning” but in extending Parrondo's philosophy to the combination of two non linear deterministic dynamics. We will study the Parrondian phenomenon arising when two dynamics A_1 and A_2 experiment a dramatic change of their properties when they are combined, as happens in the classical Parrondo's paradox for games.

Specifically we will consider the one-dimensional quadratic map

$$x_{n+1} = x_n^2 + c, \quad (3)$$

and we will show in the following section that for certain values of the parameter c the dynamics $A_1 : x_{n+1} = x_n^2 + c_1$ and $A_2 : x_{n+1} = x_n^2 + c_2$ are chaotic but the dynamics obtained by periodic alternation $A_1 A_2 A_1 A_2 \dots \equiv (A_1 A_2)$ is ordered in a well defined sense. This is a new Parrondian phenomenon which can be stated as “chaos+ chaos=order” by analogy with the classical Parrondo's paradox. We have not been able to find examples of “chaos+ chaos=order” in the literature, at least as clear as the examples we provide in this paper. We are not aware that this aspect of the theory of “iterated function systems” has previously been investigated. In fact the only references that we have found relating Parrondo's paradox and chaos are the works of Fortuna et al [8] and [9]. Anyway our results have nothing to do with Fortuna's since they consider the standard Parrondo's paradox “losing+ losing=winning” and introduce chaotic maps in the way of combining the games but they never study the phenomenon “chaos+ chaos=order”.

Note that “chaos” and “losing” are unrelated concepts. The link between the classical Parrondo's paradox and the phenomenon “chaos+ chaos=order” reported in this paper is that both are phenomena in which one property of the single dynamics (“losing” and “chaos” respectively) completely changes when alternating them. We call

these Parrondian phenomena. Note the difference with the standard bifurcation theory in which the parameters vary continuously (consider, for example, the period doubling bifurcation in the logistic map).

This paper complements the results in the interesting works of Klic and Pokorný [10], [11]. We show examples of “chaos+chaos=order” in the periodic combination of discrete dynamical systems and in [10] and [11] it is shown examples of two vector fields \mathbf{v} and \mathbf{w} with chaotic and strange attractors such that when periodically combined they give rise to a single point attractor. \mathbf{v} and \mathbf{w} are not free but they are topologically conjugate via an involutory diffeomorphism, on the contrary in our work the discrete dynamics A_1 and A_2 are not conjugate. In this sense our results are more general than those of Klic and Pokorný.

In ending the introduction an important comment concerning the relevance of our results is in order. The study of Parrondian phenomena is a very recent area of research and therefore occurrence of these phenomena in the real world is still object of discussion. Several applications to physics, biology and economy have been proposed [12-16]. Furthermore the alternation of continuous dynamical systems (vector fields) arises at the modeling of tubular catalytic reactors, kicked rotators or blinking vortex flows. Note that in Nature there are many different interactions and therefore systems do not evolve according to a unique dynamics. It is reasonable that the evolution of certain physical, biological or economical complex systems can only be explained by the combination of different dynamics. It is at this step where Parrondian phenomena could play a role and yield behaviours that each separated dynamics does not allow.

2. Periodic combination of chaotic quadratic maps

Let us consider two dynamics A_1 and A_2 defined by the one-dimensional real Mandelbrot maps

$$\begin{aligned} A_1 : \quad x_{n+1} &= x_n^2 + c_1, \\ A_2 : \quad x_{n+1} &= x_n^2 + c_2. \end{aligned}$$

It is well known [17, 18] that when $-2 \leq c \leq 0.25$ the invariant set under iteration of the real Mandelbrot map, that is, the set of initial conditions yielding bounded orbits, is the

interval $\left[-\frac{1+\sqrt{1-4c}}{2}, \frac{1+\sqrt{1-4c}}{2}\right] \subset [-2, 2]$. When $c < -2$ [17, 18] the invariant set is a zero Lebesgue measure Cantor set in $[-2, 2]$. When $c > 0.25$ all the orbits escape to infinity.

We define the alternated dynamics $(A_1 A_2)$ as

$$(A_1 A_2): \begin{cases} x_{n+1} = x_n^2 + c_1 & \text{when } n \text{ is even} \\ x_{n+1} = x_n^2 + c_2 & \text{when } n \text{ is odd,} \end{cases} \quad (4)$$

and in order to study the alternated dynamics $(A_1 A_2)$ we also define the auxiliary dynamics B

$$B: x_{n+1} = f(x_n) = (x_n^2 + c_1)^2 + c_2.$$

Note that there exists a simple 1-1 correspondence among the orbits of $(A_1 A_2)$ and B because the period of an orbit of $(A_1 A_2)$ is just twice the period of the corresponding orbit of B .

If the parameters c_1 and c_2 in Eq. (4) satisfy the constraint $c_1^2 + c_2 = 0$ it is easy to see that the point $x=0$ is a superstable fixed point of B and also it is one of the points of a period-2 orbit of $(A_1 A_2)$. We say that this orbit is superstable because it contains the point $x=0$.

Let us now show that a similar conclusion holds when $c_1^2 + c_2 = \mathbf{e}$, \mathbf{e} standing for a small enough real number. Since $f(x) = x^4 + 2c_1 x^2 + \mathbf{e}$, it follows that the equation defining the fixed points of B is $g(x, \mathbf{e}) = x^4 + 2c_1 x^2 - x + \mathbf{e} = 0$. As $\left(\frac{\partial g}{\partial x}\right)_{(x=0, \mathbf{e}=0)} = -1$ and g is an analytic function we can apply the implicit function theorem in order to obtain the value of the fixed point of B close to 0 as an expansion in terms of powers of \mathbf{e} , $x(\mathbf{e}) = \mathbf{e} + O(2)$. Now $|f'(x)|_{x=\mathbf{e}+O(2)} = |4c_1 \mathbf{e} + O(2)| \ll 1$ whenever c_1 is in the interval $[-2, 0.25]$ and \mathbf{e} is small enough. Summarizing, when the condition

$$c_1^2 + c_2 = \mathbf{e} \quad (5)$$

is fulfilled then the dynamics $(A_1 A_2)$ possesses a 2-periodic stable orbit that has a point near $x=0$. The smaller ϵ is the more stable the orbit is and in the limit, $\epsilon=0$, it is superstable. The reader can readily check that when $c_1 \approx -1.4$ (see Example 1 below) then the upper bound of $|\epsilon|$ is 0.09.

The presence of a stable periodic orbit guarantees that the dynamics $(A_1 A_2)$ is ordered. Indeed no definition of chaos admits the existence of stable periodic orbits. Furthermore note that dynamics B satisfies the following properties:

- (1) There exists an interval $I = [-1, 1]$, λ a small enough positive real number, which is invariant under f .
- (2) f has a single local maximum at $x=0$ ($f''(0) < 0$).
- (3) The Schwarzian derivative of f is negative for all $x \in I - \{0\}$.

Then by Guckenheimer's theorem [19] the fact that B possesses a stable periodic orbit implies no sensitivity to initial conditions, a fundamental ingredient of any definition of chaos.

Note that nothing has been said about the single dynamics A_1 and A_2 . The question is therefore: can we find parameters c_1 and c_2 satisfying Eq. (5) such that dynamics A_1 and A_2 are chaotic? It is well known that when $c \in [-2, 0.25]$ the chaotic region of the real Mandelbrot map is the interval $[-2, c_{MF}]$, where $c_{MF} = -1.401155189...$ is the parameter value of the Myrberg-Feigenbaum point. Since c_1 and c_2 must satisfy Eq. (5) it is immediate that they must belong to the intervals (when $\epsilon=0$)

$$\begin{aligned} -\sqrt{2} &\leq c_1 \leq c_{MF}, \\ -2 &\leq c_2 \leq -c_{MF}^2. \end{aligned}$$

The only points in the chaotic region which are chaotic in the strict mathematical sense are the Misiurewicz points [20]. They verify the following properties:

- (1) Existence of infinite periodic orbits of period 2^n ($n \geq 0$). All of them are unstable (there are not stable periodic orbits) [21].
- (2) Sensitive dependence to initial conditions [21] which is manifested in the positivity of the Lyapounov exponent [22, 23].
- (3) Ergodicity in certain subset of the invariant set [21].

Note that when $c \leq -2$ the real Mandelbrot map is chaotic in the sense of Devaney [17, 18] (to our knowledge the strongest definition of chaos).

We conclude that if c_1 and c_2 are Misiurewicz points satisfying condition (5) then the two chaotic dynamics A_1 and A_2 yield an ordered dynamics $(A_1 A_2)$. In the following two examples we show that these points indeed exist and therefore that “chaos + chaos = order” is possible.

3. Example 1

The parameter value $c_1 = -1.407405118\dots$ is the Misiurewicz point $M_{9,4}$ [20] separating the chaotic bands B_2 and B_3 . The corresponding orbit, obtained iterating the critical point $x = 0$, is unstable and has preperiod 9 and period 4. The reader can see in Fig. 3 the ergodicity regions of the invariant interval $[-1.787402470\dots, 1.787402470\dots]$ and in Fig. 4 the graphical iteration of the initial condition $x = 0$. The Lyapounov exponent can be estimated via Shaw formula [22] obtaining the positive value $\Lambda = 0.086$. It is clear that A_1 is a chaotic dynamics for all practical purposes and also in a strict mathematical sense.

The parameter value $c_2 = -2$ is the Misiurewicz point $M_{2,1}$ in the chaotic band B_0 [20]. In this case the ergodicity region is the whole invariant interval $[-2, 2]$ (see the histogram of the orbit in Fig. 5 and the graphical iteration of the initial point $x_0 = 0$ in Fig. 6). Note that these figures have been obtained using the parameter value $c = -1.999999999\dots$ instead of $c = -2$ to simulate the necessary instability. The Lyapounov exponent is the positive value $\Lambda = \ln 2$. Therefore A_2 is a chaotic dynamics. In fact it is more chaotic than A_1 because it is chaotic in the sense of Devaney.

The parameter $e = c_1^2 + c_2 = -0.019210834\dots$ is small enough and therefore, according to the discussion above, the dynamics B must be ordered. The only stable

fixed point of B is $-0.020379747\dots$, near the origin, and the dynamics (A_1A_2) has the 2-periodic stable orbit $\{-1.406989784\dots, -0.020379747\dots\}$. The corresponding Lyapounov exponent is negative $\Lambda = -2.1$. Note that the invariant set Ω under iteration of (A_1A_2) is not an interval but it contains at least the interval around the origin $[-0.3, 0.3]$. In Fig. 7 we show the histogram of the combined dynamics and in Fig. 8 the graphical iteration of the initial point $x_0 = -0.3$. There is no doubt that the alternated dynamics is ordered.

Note that in the interval $[-1.407405118\dots, -1.401155189\dots]$ there are infinite Misiurewicz points separating the chaotic bands B_i and B_{i+1} ($i \geq 3$). Taking $c_2 = -2$ all these Misiurewicz points c satisfy the condition $|c^2 + c_2| = |e| < 0.037$ and therefore, on account of the results in section 2, there exist infinite examples of “chaos + chaos = order”.

4. Example 2

This example possesses more mathematical than physical interest. Take $c_1 = -2$ and $c_2 = -4$. The invariant set of A_1 is the interval $[-2, 2]$ but the invariant set of A_2 is a zero Lebesgue measure Cantor set Ω_2 . Both dynamics are Devaney chaotic in their respective domains. The Lyapounov exponent of A_1 is positive and the Lyapounov exponent of A_2 tends to $+\infty$ when growing the number of iterations. On the contrary the dynamics (A_1A_2) possesses Lyapounov exponent tending to $-\infty$ with the number of iterations, and since $c_1^2 + c_2 = 0$ the orbit $\{0, -2\}$ is superstable and (A_1A_2) is an ordered dynamics.

The main differences between this example and Example 1 are that the single dynamics A_1 and A_2 are both chaotic in the sense of Devaney and that the set Ω_2 is not an interval and therefore almost all orbits of A_2 escape to infinity.

5. Final remarks

In this paper we have shown that the periodic combination of two chaotic dynamics of the form $x^2 + c$ for certain values of the parameter c results in an ordered dynamics. This “chaos + chaos = order” phenomenon is analogous to the classical

Parrondo's paradox "losing + losing = winning" and is obtained by exploiting Parrondo's philosophy of alternation. Different paradoxical phenomena can be studied by alternating non linear deterministic dynamics of dimension 1 or 2.

Recall that the real Mandelbrot map $x_{n+1} = x_n^2 + c$ is topologically conjugate to the logistic map $x_{n+1} = \mathbf{m}x_n(1 - x_n)$ and therefore the phenomenon "chaos + chaos = order" also arises in the combination of logistic maps. For instance the values of \mathbf{m}_1 and \mathbf{m}_2 associated to the values of c_1 and c_2 in Example 1 are $\mathbf{m}_1 = 3.574804938...$ and $\mathbf{m}_2 = 4$. The logistic maps $\tilde{A}_i: x_{n+1} = \mathbf{m}_i x_n(1 - x_n)$ ($i = 1, 2$) are chaotic but the alternated map $(\tilde{A}_1 \tilde{A}_2)$ is ordered. Note however that $(\tilde{A}_1 \tilde{A}_2)$ is not topologically conjugate to $(A_1 A_2)$ since the first one has a 8-periodic stable orbit and the second one has a 2-periodic stable orbit.

The following open problem is interesting. One can interpret the model presented as a periodic switching of a single parameter c . Consider an arbitrary period T for this switching. For T large, the system has time enough to reach the stationary regime of each dynamics which is a chaotic attractor. However, decreasing T this attractor becomes a periodic orbit. We would have a transition from order to chaos varying the dynamical parameter T .

It goes without saying that chaotic dynamics A_1 and A_2 studied in section 2 can be combined in other deterministic manners (for example $A_1 A_1 A_2 A_1 A_1 A_2 ...$) or even randomly. Whether paradox occurs or not in all these cases remains an open problem. Note that condition (5) will change and therefore Misiurewicz points will have to satisfy other conditions. In the random alternation we do not know how to accomplish a theoretical study.

Acknowledgments

D.P.-S. is supported by an FPU grant from Ministerio de Educación, Cultura y Deportes (Spain). M.R. is indebted to the Ministerio de Ciencia y Tecnología for financial support through 2001-0586.

*Corresponding author. Email address: dperalta@fis.ucm.es

References

- [1] G. P. Harmer and D. Abbott, Stat. Sci. **14**, 206 (1999).
- [2] G. P. Harmer and D. Abbott, Nature **402**, 864 (1999).

- [3] G. P. Harmer, D. Abbott and P. G. Taylor, *Proc. R. Soc. Lond. A* **456**, 247 (2000).
- [4] G.P. Harmer, D. Abbott, P.G. Taylor and J.M.R. Parrondo: Parrondo's paradoxical games and the discrete Brownian ratchet. In *Unsolved Problems of Noise and Fluctuations*, D. Abbott and L. B. Kish, Editors. AIP, 2000.
- [5] C.E.M. Pearce: On Parrondo's paradoxical games. In *Unsolved Problems of Noise and Fluctuations*, D. Abbott and L. B. Kish, Editors. AIP, 2000.
- [6] J.M.R. Parrondo, G.P. Harmer and D. Abbott, *Phys. Rev. Lett.* **85**, 5226 (2000).
- [7] O.E. Percus and J.K. Percus, *Math. Int.* **24**, 68 (2002).
- [8] M. Bucolo, R. Caponetto, L. Fortuna, M. Frasca and A. Rizzo, *IEEE Circuits and Systems* **2**, 4 (2002).
- [9] P. Arena, S. Fazzino, L. Fortuna and P. Maniscalco, *Chaos, Solitons & Fractals* **17**, 545 (2003).
- [10] A. Klic and P. Pokorny, *Int. J. Bif. Chaos* **6**, 2015 (1996).
- [11] A. Klic, P. Pokorny and J. Rehacek, *Math. Slovaca* **52**, 79 (2002).
- [12] J. Buceta, K. Lindenberg and J.M.R. Parrondo, *Phys. Rev. Lett.* **88**, 024103 (2002).
- [13] C. Escudero, J. Buceta, F.J. de la Rubia and K. Lindenberg: cond-mat/0303596. To be published in *Phys. Rev. E*.
- [14] C.F. Lee, N.F. Johnson, N.F. Rodríguez and L. Quiroga: *Fluct. Noise Lett.* **2**, L293 (2002).
- [15] J. Eisert, M. Wilkens and M. Lewenstein: *Phys. Rev. Lett.* **83**, 3077 (1999).
- [16] J.M.R. Parrondo and L. Dinis, to be published in *Contemporary Physics* (2004).
- [17] R. Devaney, *An Introduction to Chaotic Dynamical Systems* (Benjamin/Cummings, Menlo Park, 1986).
- [18] R. Holmgren, *A First Course in Discrete Dynamical Systems* (Springer, New York, 1996).
- [19] J. Guckenheimer: *Commun. Math. Phys.* **70**, 133 (1979).
- [20] M. Romera, G. Pastor and F. Montoya: *Phys. A* **232**, 517 (1996) and references therein.
- [21] R.D. Neidinger and R.J. Annen III: *Amer. Math. Month.* **103**, 640 (1996).
- [22] J.D. Farmer: *Phys. Rev. Lett.* **55**, 351 (1985).
- [23] G. Pastor, M. Romera and F. Montoya: *Phys. D* **107**, 17 (1997).

Figure captions

Fig. 1. Representation of the surfaces $f=1$ and $\Lambda=1$ in the parameters space (p_1, p_2, p) with $s=0.4$. Note that $p < \frac{1}{2}$ in all the diagram and both surfaces intersect each other, delimiting a region within Parrondo's paradox occurs, as far as conditions (1) and (2) hold there.

Fig. 2. Expected gain curves obtained playing separately with games A_1 and A_2 , combining them in the way $\{a, b\} = (A_1^a A_2^b)^{100/(a+b)}$ (with values of the parameters $p=0.495$, $p_1=0.095$, $p_2=0.745$) and combining them randomly with $s=0.4$. Notation $(A_1^a A_2^b)^{100/(a+b)}$ means that we first iterate game A_1 a times, then game A_2 b times and repeat the same alternation sequence $100/(a+b)$ times. All the curves have been obtained averaging over 50,000 trials.

Fig. 3. Histogram of the orbit of the real Mandelbrot map for the parameter value $c_1 = -1.407405118...$

Fig. 4. Graphical iteration in the real Mandelbrot map for the parameter value $c_1 = -1.407405118...$

Fig. 5. Histogram of the orbit of the real Mandelbrot map for the parameter value $c_1 = -2$.

Fig. 6. Graphical iteration in the real Mandelbrot map for the parameter value $c_1 = -2$.

Fig. 7. Histogram of the orbit in the alternated dynamics $(A_1 A_2)$ ($A_1: x_{n+1} = x_n^2 - 1.407405118...$, $A_2: x_{n+1} = x_n^2 - 2$).

Fig. 8. Graphical iteration in the alternated dynamics $(A_1 A_2)$ ($A_1: x_{n+1} = x_n^2 - 1.407405118...$, $A_2: x_{n+1} = x_n^2 - 2$). The initial point is $x_0 = 0.3$.

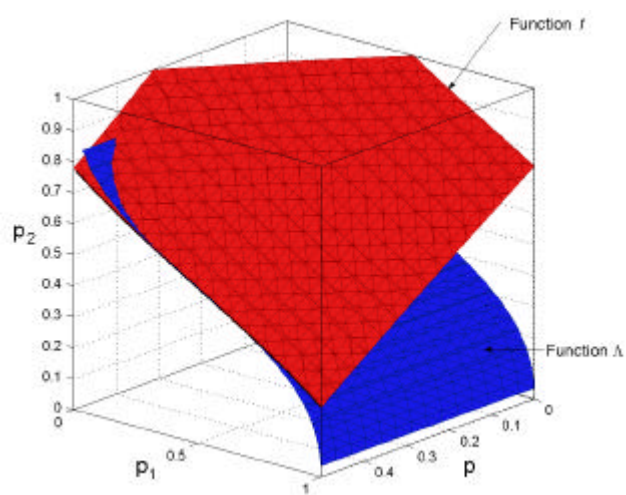


Fig. 1

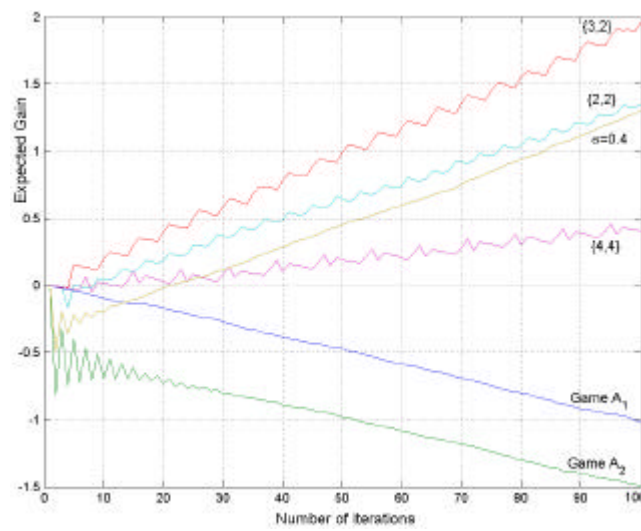


Fig. 2

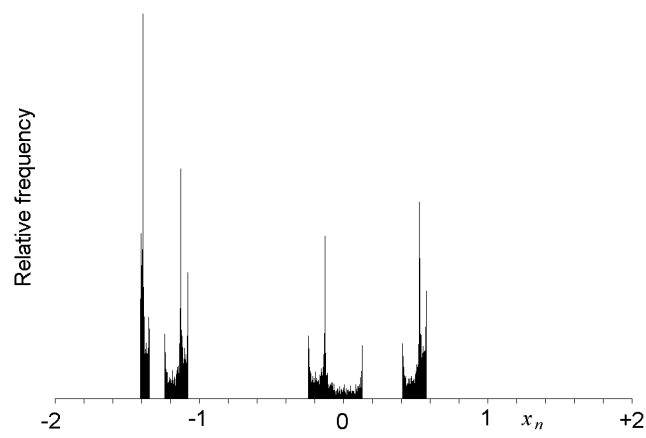


Fig. 3

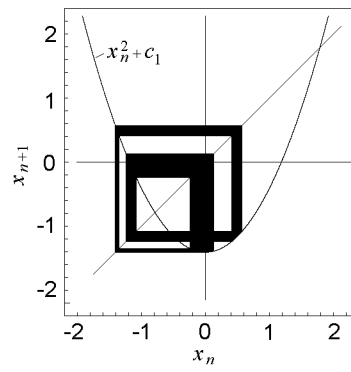


Fig. 4

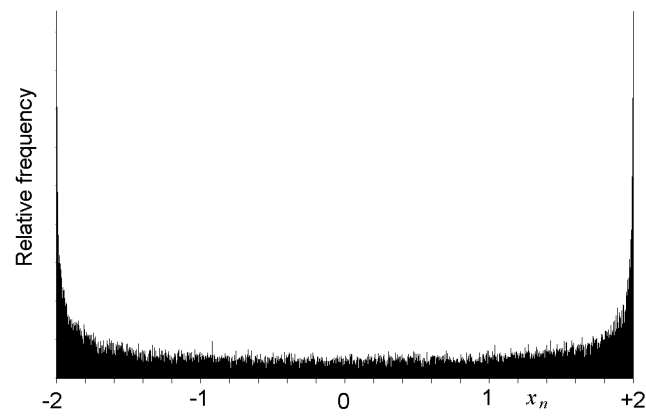


Fig. 5

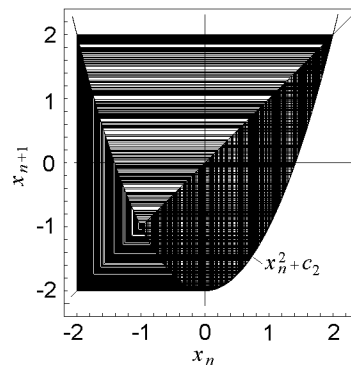


Fig. 6

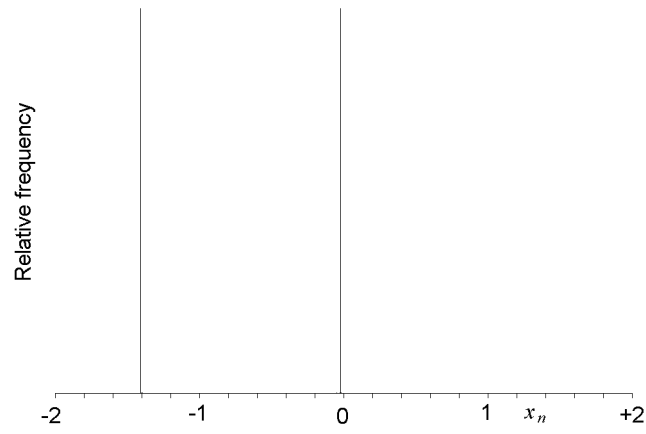


Fig. 7

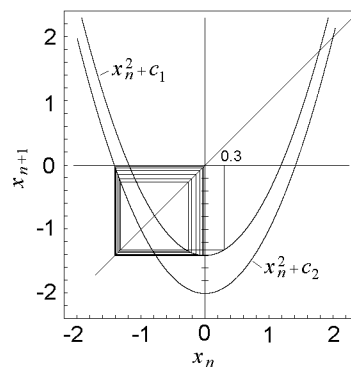


Fig.8