

A new set of variables in the three-body problem

KENJI HIRO KUWABARA ^{1,2} and KIYOTAKA TANIKAWA ²

¹ Department of Applied Physics, Faculty of Science and Engineering
Waseda University, Tokyo 169-8555, Japan

² National Astronomical Observatory of Japan, Mitaka, Tokyo 181-8588, Japan.

We propose a set of variables of the general three-body problem both for two-dimensional and three-dimensional cases. Variables are $(\lambda, \theta, \Lambda, \Theta, k, \omega)$ or equivalently $(\lambda, \theta, L, \dot{I}, k, \omega)$ for the two-dimensional problem, and $(\lambda, \theta, L, \dot{I}, k, \omega, \phi, \psi)$ for the three-dimensional problem. Here (λ, θ) and (Λ, Θ) specifies the positions in the shape spheres in the configuration and momentum spaces, k is the virial ratio, L is the total angular momentum, \dot{I} is the time derivative of the moment of inertia, and ω, ϕ , and ψ are the Euler angles to bring the momentum triangle from the nominal position to a given position. This set of variables defines a *shape space* of the three-body problem. This is also used as an initial condition space. The initial condition of the so-called free-fall three-body problem is $(\lambda, \theta, k = 0, L = 0, \dot{I} = 0, \omega = 0)$. We show that the hyper-surface $\dot{I} = 0$ is a global surface of section.

Keywords: Three-body problem; shape spheres

PACS: 95.10.Ce, 45.20Dd, 45.50Jf

1 Introduction and motivation

The three-body problem has been studied extensively by numerical simulations and by analytical methods. However, in full generality this problem is of too high dimensionality and is too complicated for a systematic analysis. This has led so far to the study of various simplified and restricted versions of the problem. The free-fall problem ([1], [14], referred to as the FFP; the definition will be given later) is one of these. The isosceles problem ([2], [5], [19]) and the rectilinear problem ([8], [15], [16]) are other examples. A research looking at the whole phase space of the planar or three-dimensional three-body problem is desirable.

In the present work, we propose a new setting of the problem which is suitable for large-scale numerical studies, and which is hopefully suitable for theoretical consideration. Our setting is summarized into a word 'shape space'. The shape space is a direct product of the shape sphere in the configuration space, the shape sphere in the momentum space, and their relative size and orientation. This

is not the phase space, but can be expanded to recover the phase space.

In getting the shape space, we have two guiding principles: equivalence relation and boundedness. We do not want to integrate orbits which can be transformed into one another by a suitable change of variables. These orbits are considered equivalent. We will consider only orbits of different equivalence classes. Orbits belonging to different equivalence classes will be called independent. Boundedness is related to the size of the initial condition space. In order that a numerical study of the totality of the solution of the three-body problem be feasible, the initial condition space must be either bounded or finite. Otherwise, it is impossible to exhaust the initial conditions using even the fastest computer. So we would like to impose boundedness on the ranges of variables.

We consider the planar three-body problem since the extension to the three dimensions is not so difficult. The phase space is R^{12} . As is well-known ([18], p.351), the possible minimum order of differential equations is four. In order to attain this order, several processes are consecutively done. Thus,

equations of motion are reduced from the 12th to the 8th order by using the four integrals of motion of the center of gravity. The use of the angular momentums reduces the order to 7, and use of the elimination of the nodes reduces the order to 6. Lastly, it is possible again to reduce the order of the equations to four by using the integral of energy and eliminating the time.

This conventional reduction, however, does not lead to a best choice of variables for the initial value problem. The space of the states of motion described by these 4th-order differential equations may have extremely complicated structure. Even if we stop the reduction at the 6th-order, variables have infinite ranges.

The concept of the shape sphere in the configuration space seems due to McGehee in the rectilinear three-body problem when he devised the variables now called after his name [9]. Later Moeckel [13] explicitly introduced the shape sphere in the planar three-body problem. Then, this notion is essentially used in [7] in order to obtain the figure-eight periodic solution with variational techniques. Our shape space extends the notion to the whole phase space.

We start in §2 by introducing the FFP and the involved study for it. In §3 we extend the FFP to any given mass ratio and the whole phase space in the planar case. In §4 we suggest the existence of the 'semi' global surface of section and generalize this results to the three dimensions. In the final section, we summarize and discuss our results.

2 The Free-Fall Problem

2.1 Definition

The free-fall problem (FFP) is characterized by the zero initial velocities, and has been extensively studied by Russian and Japanese schools ([1],[4],[14],[17]). In the FFP, the total energy of the three bodies $m_i, i = 1, 2, 3$ is negative and their angular momentum is zero. We here consider the equal mass case: $m_1 = m_2 = m_3$. In this problem, motions starting from similar triangles transform into one another under appropriate changes of coordinates and time, so we identify these motions. Dissimilar triangles correspond to independent motions.

Let mass points m_2 and m_3 stand still at $A(-0.5, 0.0)$ and $B(+0.5, 0.0)$, respectively in the (x, y) plane and m_1 stand still at a point $P(x, y)$ where

$$(x, y) \in \mathcal{D} = \{(x, y) : x \geq 0, y \geq 0, (x + 0.5)^2 + y^2 \leq 1\}. \quad (1)$$

If m_1 changes position in \mathcal{D} , then triangles satisfying the condition $\overline{m_2 m_3} \geq \overline{m_1 m_2} \geq \overline{m_1 m_3}$ are exhausted. Conversely, any triangle is similar to one of the triangles formed by three mass points m_1, m_2 , and m_3 as above. Thus the positions of $P \in \mathcal{D}$ specify all possible initial conditions.

2.2 An attempt to include velocities

Anosova et al. ([3]) considered the region \mathcal{D} of the free-fall problem. Then they supposed that the system rotates in the plane of initial triangle (2D problem) counterclockwise; the velocity vectors of components A (distant component) and C (component inside \mathcal{D}) are orthogonal to their radius-vectors in the center-of-gravity coordinate system; the angular momenta of these bodies are the same; the velocity of component B is given so that the center-of-gravity of the triple system is motionless; the speed of rotation is parameterized by initial virial ratio k . Thus the initial conditions are defined by three parameters: coordinates (x, y) of C component in the region \mathcal{D} and virial ratio k .

However, their formulation lost the boundedness of the initial configuration space. This boundedness is one of the most important properties of the FFP. What we should do is to recover this.

3 The definition of our variables for the planar case

3.1 Equations of motions for the planar three-body problem

Let $m_k > 0$ be the masses of point particles with positions $\mathbf{q}_k \in \mathbf{R}^2$ and momenta $\mathbf{p}_k \in \mathbf{R}^2; k = 1, 2, 3$. Let $\mathbf{q}, \mathbf{p} \in \mathbf{R}^6$ denote the vectors $(\mathbf{q}_1, \mathbf{q}_2, \mathbf{q}_3), (\mathbf{p}_1, \mathbf{p}_2, \mathbf{p}_3)$. The three-body problem is governed by the Hamiltonian function

$$H(\mathbf{p}, \mathbf{q}) = \frac{1}{2} \mathbf{p} \cdot A^{-1} \mathbf{p} - U(\mathbf{q}) = T(\mathbf{p}) - U(\mathbf{q}) \quad (2)$$

where A is the 6×6 mass matrix $\text{diag}(m_1, m_1, m_2, m_2, m_3, m_3)$, a dot denotes the scalar product in \mathbf{R}^6 , and

$$U(\mathbf{q}) = \frac{m_1 m_2}{|\mathbf{q}_1 - \mathbf{q}_2|} + \frac{m_2 m_3}{|\mathbf{q}_2 - \mathbf{q}_3|} + \frac{m_3 m_1}{|\mathbf{q}_3 - \mathbf{q}_1|}. \quad (3)$$

Hamilton's equations are

$$\dot{\mathbf{q}} = A^{-1} \mathbf{p}, \quad \dot{\mathbf{p}} = \nabla U(\mathbf{p}). \quad (4)$$

where a dot above letters denote the time derivative. Without loss of generality, we can assume the center of gravity remains at the origin:

$$\sum_{i=1}^3 m_i \mathbf{q}_i = \mathbf{0}, \quad \sum_{i=1}^3 \mathbf{p}_i = \mathbf{0}. \quad (5)$$

All these four equations characterize the planar three-body problem.

3.2 Reduction to our variables

The dimension of the original phase space is twelve. The restriction (5) reduces it to eight. The four variables out of eight are for the configuration space, and the remaining four are for the momentum space. The restriction (5) is equivalent with the fact that the two sets of the three vectors form two triangles. In the configuration space, there remain two variables. Obviously, these are the size and orientation of a triangle. Here, the orientation means the direction angle of a selected edge with respect to the coordinate axis. In the momentum space, there also remain two variables. These are the size and orientation of a triangle.

Let us now look for the dimension of the space in which all the independent orbits are contained. Here, we say that two orbits are dependent (resp. independent) if they can (resp. can not) transform to each other under coordinate and time transformations. Let us express the four variables in the configuration by (\mathbf{f}, r, ω) , where \mathbf{f} is a two dimensional vector and represents the form of the triangle, r is the size, and ω is the orientation. In a similar manner, we express the four variables in the momentum space by (\mathbf{F}, R, Ω) . Thus we have eight variables $(\mathbf{f}, \mathbf{F}, r, R, \omega, \Omega)$.

Now, consider two sets of variables $(\mathbf{f}, \mathbf{F}, r, R, \omega, \Omega)$ and $(\mathbf{f}, \mathbf{F}, r', R', \omega, \Omega)$. If $r' = \alpha r$

and $R' = \beta R$ for appropriate constants α and β (this represents a scale transformation), motions starting at the two initial conditions are not independent. If we choose a particular transformation $r, R \rightarrow 1, R^*$, then the variables reduce to $(\mathbf{f}, \mathbf{F}, 1, R^*, \omega, \Omega)$, that is, $(\mathbf{f}, \mathbf{F}, R^*, \omega, \Omega)$.

Two orientations ω and Ω are not independent. In fact, ω is measured with respect to a fixed direction in the configuration space, and Ω is measured with respect to a fixed direction in the momentum space. However, the axes in the momentum space can be adjusted to those in the configuration space. Let us consider two sets of variables $(\mathbf{f}, \mathbf{F}, R^*, \omega, \Omega)$ and $(\mathbf{f}, \mathbf{F}, R^*, \omega', \Omega')$. Then, as is easily understood, if $\Omega - \omega = \Omega' - \omega'$ (rotation), motions starting at the two initial conditions are not independent. If we choose a particular rotation $\omega, \Omega \rightarrow 0, \Omega^*$, variables reduce to $(\mathbf{f}, \mathbf{F}, R^*, 0, \Omega^*)$, that is, $(\mathbf{f}, \mathbf{F}, R^*, \Omega^*)$. This is our variables.

In the following two subsections, we will carry out the above program to the final set of variables.

3.3 From Shape Plane to Shape Sphere

The variables in the position space in this subsection is equivalent with those for the shape sphere [13] [7] and for the FFP [1]. In [13], the shape sphere has been defined as the sphere of constant moment of inertia originally introduced by McGehee [9]. Our definition is slightly different from it. Our construction of the shape sphere is naive and intuitive.

We here connect the representations of triangles on the plane and on the sphere. In order for this, let us introduce the *shape plane* as follows. Let mass points m_2 and m_3 be at $B(-0.5, 0.0)$ and $C(0.5, 0.0)$, respectively in the (x, y) plane and the position of m_1 be $P(x, y)$. If m_1 changes position in the plane, then triangles exhaust all of the shape. We call this the shape plane.

Obviously the points $A(0, \frac{\sqrt{3}}{2})$ and $A'(0, -\frac{\sqrt{3}}{2})$ correspond to the equilateral configurations. The x -axis corresponds to collinear configurations, whereas the y -axis to the isosceles triangles in which the length of two edges $\overline{m_1 m_2}$ and $\overline{m_1 m_3}$ are the same. If m_1 is on B, C or its distance from the remaining two tends infinity, then the shape corresponds to binary collision E_3 , E_2 or E_1 where

E_i means that particle i goes to infinity or particles (j, k) collide where $i \neq j$ and $i \neq k$. If three masses are equal and m_1 is at $D(-3/2, 0)$, $O(0, 0)$ or $E(3/2, 0)$, then the corresponding configurations is C_2 , C_1 or C_3 where C_i represents the isosceles or collinear configuration.

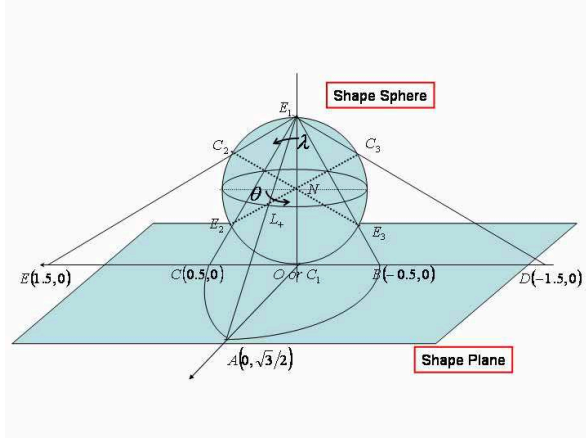


Figure 1: The relation between shape plane and shape sphere.

Now, let us obtain the transformation between (x, y) on the shape plane and (λ, θ) , the longitude and latitude, on the shape sphere. We put the sphere of radius $\frac{\sqrt{3}}{4}$ in the three-dimensional space (x, y, z) with center at $N(0, 0, \frac{\sqrt{3}}{4})$ as in Fig. 1. The equation for the shape sphere is

$$\frac{x^2}{(\sqrt{3}/4)^2} + \frac{y^2}{(\sqrt{3}/4)^2} + \frac{(z - \sqrt{3}/4)^2}{(\sqrt{3}/4)^2} = 1. \quad (6)$$

Every straight line connecting $E_1(0, 0, \frac{\sqrt{3}}{2})$ and $(x, y, 0)$ meets the sphere at a point. Hence every point on the shape plane is mapped to a point on the shape sphere, and vice versa. (As usual, infinity in the (x, y) plane is treated as a point.) We denote several particular points on the shape sphere as follows. L_+ is the intersection of the line $\overline{E_1A}$ with the sphere. E_3 , E_2 , C_2 and C_3 , respectively, are the intersections of $\overline{E_1A'}$, $\overline{E_1B}$, $\overline{E_1C}$, $\overline{E_1D}$, $\overline{E_1E}$ and $\overline{E_1O}$ with the sphere. We denote the center of the sphere by N . We can easily calculate that the angle $\angle E_1NE_3$ is $2\pi/3$. Other angles can be calculated.

Let us give this sphere the coordinates (λ, θ) , the longitude and latitude. The domains of the defini-

tion are $[0, 2\pi]$ and $[0, \pm\pi/2]$. The origin of θ , the equator, is the great circle in the xz -plane. The north pole is at L_+ . The origin of λ is the great circle passing through E_1 and L_+ , and $\lambda = 0$ at E_1 .

Let us take any point $P(x, y, 0)$ in the shape plane and connect P and E_1 with a straight line. Let $P_1(x_1, y_1, z_1)$ be the unique intersection of the line and the sphere (6) other than E_1 . Introducing $r = \sqrt{x^2 + y^2}$, we have

$$x_1 = \frac{3r}{4r^2 + 3} \cos \theta, \quad y_1 = \frac{3r}{4r^2 + 3} \sin \theta, \quad (7)$$

$$z_1 = \frac{\sqrt{3}}{2} \left(1 - \frac{3}{4r^2 + 3} \right),$$

and

$$\tan \theta = \frac{y}{x}. \quad (8)$$

If we represent the (x_1, y_1, z_1) in terms of (λ, θ) , we have

$$x_1 = \frac{\sqrt{3}}{4} \sin \lambda \cos \theta, \quad y_1 = \frac{\sqrt{3}}{4} \sin \lambda \sin \theta, \quad (9)$$

$$z_1 = \frac{\sqrt{3}}{4} (1 + \cos \lambda).$$

From Eqs. (7) and (9), we get

$$\sin \lambda = \frac{4\sqrt{3}\sqrt{x^2 + y^2}}{4(x^2 + y^2) + 3}. \quad (10)$$

Thus, Eq. (8) and Eq. (10) represent the transformation between (x, y) and (λ, θ) .

In the above, we have moved from the shape plane to the shape sphere in the configuration space. Now, in the momentum space, let us move from the shape plane to the shape sphere. We need some preparations. We know that three momentum vectors make a triangle by Eq. (5). We call this triangle the **momentum triangle**. We express this triangle in the (ξ, η) plane where the ξ - and η -axes correspond, respectively, to the x - and y -axes in Fig. 1. We borrow the notation from Fig. 1.

We normalize the length of \mathbf{p}_2 so that $|\mathbf{p}_2| = 1$. Further, we rotate \mathbf{p}_2 so that it aligns with the ξ -axis. Finally, we put the starting point of vector \mathbf{p}_2 at $B(-0.5, 0)$ and the end-point at $C(0.5, 0)$ (see Fig. 1). We denote this vector by $\tilde{\mathbf{p}}_2$. Correspondingly, \mathbf{p}_3 and \mathbf{p}_1 are transformed to $\tilde{\mathbf{p}}_3$ and

$\tilde{\mathbf{p}}_1$. Then, $\tilde{\mathbf{p}}_3$ starts at the end-point of $\tilde{\mathbf{p}}_2$, $\tilde{\mathbf{p}}_1$ starts at the end-point of $\tilde{\mathbf{p}}_3$, and the end-point of $\tilde{\mathbf{p}}_1$ returns to B .

$$\tilde{\mathbf{p}}_1 = \overrightarrow{PB}, \tilde{\mathbf{p}}_2 = \overrightarrow{BC}, \tilde{\mathbf{p}}_3 = \overrightarrow{CP}. \quad (11)$$

The (ξ, η) plane can be called the shape plane of momentum triangle. On this plane, we put the sphere of radius $\sqrt{3}/4$ as in Fig. 1. We introduce the longitude Λ and latitude Θ on this sphere. Then the transition from the shape plane (ξ, η) to the shape sphere (Λ, Θ) in the momentum space can be carried out perfectly similar to the case of the configuration space. We obtain the transformation equations (8) and (10) with (Λ, Θ) instead of (λ, θ) and with (ξ, η) instead of (x, y) .

In the next subsection we give this triangle the size and orientation.

3.4 The remaining variables

In subsection 3.2, we obtained a set of variables $(\mathbf{f}, \mathbf{F}, R^*, \Omega^*)$. In section 3.3, we expressed $\mathbf{f} = (\lambda, \theta)$ and $\mathbf{F} = (\Lambda, \Theta)$. In this subsection, we change R^* to a more convenient variable. We briefly talk about Ω^* in the last part of this section.

R^* represents the relative size of configuration and momentum triangles. This is obviously related to the relative magnitude of the (absolute value of) potential energy U and the kinetic energy T (see Eqs. (2) and (3)). For a given energy and a given configuration of three bodies, the configuration triangle is smaller if U is larger, whereas, the momentum triangle is smaller if T is smaller. This consideration makes it plausible to use virial ratio k to parametrize the relative size of configuration and momentum triangles. k is defined by

$$k \equiv \frac{T}{U}. \quad (12)$$

There are two advantages in using the virial ratio as one of the variables. One is that the global property of the system can be easily grasped. In fact, the total energy h of the system is positive if $k > 1$, whereas h is negative if $k < 1$. The other advantage is that any triple system with negative (resp. positive) total energy can be brought to a system with a fixed negative (resp. positive) energy by a similarity transformation. Indeed, we used in §3.2

a scale transformation when we normalize the size of triangles. In that transformation, it turns out $\beta = \alpha^{-1/2}$. This transformation is equivalent with that of the total energy. Let us use this fact to connect k and R^* .

Following the notation of §3.2 and §3.3, we have $r = |\mathbf{q}_2 - \mathbf{q}_3|$ and $R = |\mathbf{p}_2|$. When we change the scale $r, R \rightarrow 1, R^*$, then the relation between these variables is $R^* = \sqrt{r}R$. The relation between k and r, R, R^* is

$$k = \frac{T(R, \Lambda, \Theta)}{U(r, \lambda, \theta)} = \frac{T(R^*, \Lambda, \Theta)}{U(1, \lambda, \theta)}, \quad (13)$$

where T and U are represented as functions of (R, Λ, Θ) and (r, λ, θ) .

We not yet determine the relative angle of the x -axis and ξ -axis. This is related to the starting position of measuring angle Ω^* between configuration and momentum triangles. We take the ξ -axis (i.e., $\tilde{\mathbf{p}}_2$) along \mathbf{q}_2 . Ω^* is then the angle between $\tilde{\mathbf{p}}_2$ and \mathbf{p}_2 or the angle between \mathbf{q}_2 and \mathbf{p}_2 , so

$$\frac{\mathbf{p}_i}{|\mathbf{p}_i|} = \mathcal{R}(\Omega^*) \frac{\tilde{\mathbf{p}}_i}{|\tilde{\mathbf{p}}_i|} = \mathcal{R}(\Omega^*) \frac{\mathbf{q}_i}{|\mathbf{q}_i|} \quad (14)$$

where $\mathcal{R}(\Omega)$ is the rotational matrix around the z -axis by Ω .

Finally, we have six variables for the planer three-body problem $(\lambda, \theta, \Lambda, \Theta, k, \omega)$ where we use ω instead of Ω^* . This space is $S^2 \times S^2 \times (I \times S^1)$ where $I = [0, 1]$ or $I = [0, \infty]$. If we consider systems with negative energy, then $I = [0, 1]$ and all variables are bounded.

3.5 Example orbits in the shape space

Let us represent some preiodic orbits in our shape space.

Collinear motions are on the equators of the configuration and momentum shape spheres, and ω is equal to 0 or π , whereas k changes with time. We know that the isosceles motions move on the meridians of the configuration shape sphere. These motions are represented also on the meridians of the momentum shape sphere.

The position (λ, θ) of the Euler collinear motion is fixed on the equator of the configuration shape and changes depending on the mass ratio of bodies. Its position (Λ, Θ) is also fixed depending on the

mass ratio and (λ, θ) , and generally $\Theta \neq 0$. The Lagrange motion is fixed at the north or south pole of the configuration shape sphere (See the cross in Fig. 2). (Λ, Θ) is fixed and depends only by the mass ratio. Generally $\Theta \neq 0$. See Fig.3 for the motion of (k, ω) . The loci are concentric closed curves with center at $k = 0.5, \omega = \pi/2$ which is the position of the so-called Lagrange solution.

In the case of the famous figure-eight solution, the motion is represented by the identical curves in the λ - θ sphere and Λ - Θ sphere because of the similarity of configuration and momentum triangles [20]. We show this orbit on the xy -plane in Fig. 2. Its k - ω motion is interesting. We show these in the Fig. 3. Blue and red triangles correspond to collinear configuration, whereas a green triangle to isosceles configuration.

In the above three examples, it is interesting to note that these orbits respectively have the same trajectories in the configuration and momentum spheres. The difference manifest itself in the (k, ω) -surface. In a sense, these orbits are degenerate. We expect that general periodic orbits have different trajectories in three surfaces of the shape space.

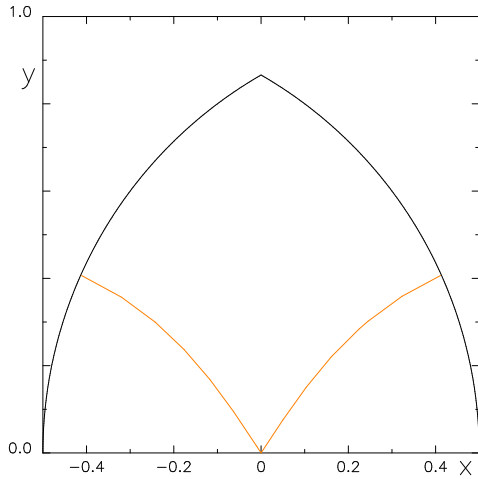


Figure 2: The figure for the orbit of figure-eight on the xy -plane.

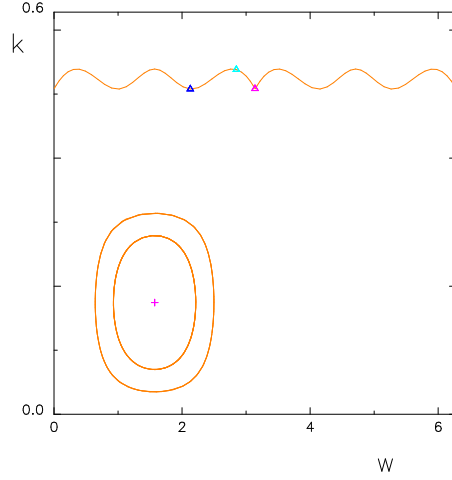


Figure 3: The figure for the orbit of figure-eight and lagrange with $k=0.1, 0.2, 0.5$ on the kw -plane.

4 The final step to our variables

The space represented by variables $(\lambda, \theta, \Lambda, \Theta, k, \omega)$ can be interpreted in two different ways. The first interpretation is that this is a *shape space*. This is an extension of the shape sphere ([13], [7]). The other interpretation is that this is an initial condition space. Any possible initial condition of the planar three-body problem can be expressed in this space.

4.1 Global surface of section

In this section, we try to further decrease the number of variables by one. This can be realized if we find a global surface of section. To find a global surface of section is motivated from the rectilinear problem ([10]). We suggest the surface $\dot{I} = 0$, where I is the moment of inertia of the triple system and \dot{I} is its time derivative.

We may change variables from $(\lambda, \theta, \Lambda, \Theta, k, \omega)$ to $(\lambda, \theta, L, \dot{I}, k, \omega)$ where L is the total angular momentum of the system. The equations for the transformation are

$$L = \sum_i \mathbf{q}_i \wedge (\mathcal{R}(\omega) \mathbf{p}_i) = R^* \sum_i \mathbf{q}_i \wedge (\mathcal{R}(\omega) \mathbf{p}_i) \quad (15)$$

$$\dot{I} = \sum_i \mathbf{r}_i \cdot (\mathcal{R}(\omega) \mathbf{p}_i) = R^* \sum_i \mathbf{r}_i \cdot (\mathcal{R}(\omega) \mathbf{p}_i), \quad (16)$$

where $\mathcal{R}(\omega)$ is the rotation matrix used in §3.4.

Now we state the following result. Then we can move to the hyper-surface $(\lambda, \theta, L, \dot{I} = 0, k, \omega)$. This hyper-surface plays a role of the global surface of section in the sense that almost all (in the sense of measure) orbits pass through this surface.

Proposition. Orbits except those of measure zero experience $\dot{I} = 0$.

Proof. Let us first recall the classification of [6]:

- H; hyperbolic motions of three bodies,
- HE_{*i*}; hyperbolic-elliptic motions
in which particle *i* escape,
- P; parabolic motions of three bodies,
- PE_{*j*}; parabolic-elliptic motions
in which particle *j* escape,
- B; bounded motions,
- OS; oscillatory motions.

These motions can be initial motions and final motions. Then there are 36 combinations of initial and final motions such as H⁻ – B⁺ where ‘-’ indicates the initial motion and ‘+’ indicates the final motion. Among these, combinations of escape initial motions and escape final motions give necessarily $\dot{I} = 0$ because $I \rightarrow \infty$ as $t \rightarrow \pm\infty$ and I should attain a minimum at some finite t . In the case of OS, there is a minimum of I in each oscillation, so there is a time such that $\dot{I} = 0$.

The remaining combinations to be examined are between B and escape motions and between B itself. However, the combinations of B and escape motions occupy a set of measure zero in the phase space, as has been shown ([2]). Therefore we only need to check the last combination, B⁻ – B⁺.

If the orbit does not experience $\dot{I} = 0$ in the range $t_0 < t < \infty$, then it means $\dot{I} > 0$ or $\dot{I} < 0$ in this range of t . We put $\dot{I}_{\text{sup}} = \sup_{t_0 < t < \infty} \dot{I}$ and $\dot{I}_{\text{inf}} = \inf_{t_0 < t < \infty} \dot{I}$. Then for the case $\dot{I} > 0$,

$$I(t) = \int_{t_0}^t \dot{I}(t) dt > I(t_0) + \dot{I}_{\text{inf}}(t - t_0), \quad (17)$$

and for the case $\dot{I} < 0$,

$$I(t) = \int_{t_0}^t \dot{I}(t) dt < I(t_0) - |\dot{I}_{\text{sup}}|(t - t_0) \quad (18)$$

Let us first consider the case (17). In order that $I(t)$ remains finite as $t \rightarrow \infty$, it is necessary that

$\dot{I}_{\text{inf}} = 0$. This means that the triple system asymptotically tends to a configuration with constant I as $t \rightarrow \infty$. In order that $I(t)$ remains greater than zero in the case (18) as $t \rightarrow \infty$, it is necessary that $\dot{I}_{\text{sup}} = 0$. In this case, the triple system asymptotically tends to a configuration with constant I as $t \rightarrow \infty$. If $I(t) \rightarrow 0$ as t increases, this corresponds to triple collision with a finite collision time t^* . In this case, the system does not experience $\dot{I} = 0$ for $t_0 < t < t^*$. As is well known, orbits which experience triple collision occupy a set of zero-measure in the phase space.

The remaining problem is to estimate the measure of the orbits which asymptotically tend to $\dot{I} = 0$ as $t \rightarrow \infty$. These orbits constitute the stable set of orbits on the set $\dot{I} = 0$. In any situation, this stable set does not span the phase space since otherwise contradiction to the volume preservation will be derived. Therefore, the set of orbits which does not experience $\dot{I} = 0$ is of measure zero. Q.E.D.

4.2 An extension to the three-dimensional case

Before extending our results to the three dimensions, we discuss on the dimension of the initial value space of the three-dimensional three-body problem. There are ten equivalence relations. Six of these are for the translations, three of these are for the rotation, and one of these are for the scale. Each of them has its equivalence class. We denote these sets by $\mathbf{E}_i (i = 1, 2, \dots, 10)$, $\dim \mathbf{E}_i = 1$ and $\mathbf{E}_i \cap \mathbf{E}_j = \emptyset$. We define the set \mathbf{X} as $\mathbf{R}^{18} / (\prod_{i=1}^{10} \mathbf{E}_i)$, then the dimension of \mathbf{X} is 8. We will find eight bounded variables in \mathbf{X} in what follows.

Even in the three-dimensional case, we can define the plane in which the three bodies live. We take this plane as the initial configuration plane. However, in contrast to the planar case, the plane in which the configuration triangle exists and the plane in which the momentum triangle exists moves separately. Thus we need to specify the relative position of two planes.

Now, we look for the remaining variables. Let us consider an arbitrary state of the triple system, and suppose that the shapes and the sizes of configuration and momentum triangles are determined. As before, we put the center of gravity of the configuration triangle at the origin of the (x, y) -plane, and put $\mathbf{q}_3 - \mathbf{q}_2$ along the x -axis. We here define the

nominal position of the momentum triangle. Let $\tilde{\mathbf{p}}_i$ be the momentum of particle i in the nominal position. We put the center of mass of the triangle made with $\tilde{\mathbf{p}}_i$ at the origin of the (x, y) -plane, and put $\tilde{\mathbf{p}}_2$ parallel to \mathbf{q}_2 . We take the ξ -axis in this direction, and take the η -axis perpendicular to the ξ -axis. The ζ -axis is defined as the third coordinate axis in the momentum space. We denote the (ξ, η) -plane by π_0 . So, initially, the plane of the nominal momentum triangle coincides with the plane of the configuration triangle.

In order to bring the nominal momentum triangle to the the actual momentum triangle, we need three steps.

- (1) Rotate π_0 around the ζ -axis by angle ω . We call the new plane π' , and denote the ξ -axis of π' by $\xi_{\pi'}$.
- (2) Rotate π' around the $\xi_{\pi'}$ by angle ψ . We call the new plane π'' . Denote the ζ -axis of π'' by $\zeta_{\pi''}$.
- (3) Rotate π'' around $\zeta_{\pi''}$ by angle ϕ . Then the triangle coincides with the actual momentum triangle.

Here, the angle ω coincides with that in the two-dimensional case.

Now it is easy to make the initial conditions for the three-dimensional case. At first, we make the two-dimensional initial condition for the form of the *momentum triangle* at the nominal place. Second, we rotate the plane to the position where the actual momentum triangle exists. Then the eight variables for the three-dimensional case are $(\lambda, \theta, \Lambda, \Theta, k, \omega, \psi, \phi)$. As in the two dimensional case we can transform variables from $(\lambda, \theta, \Lambda, \Theta, k, \omega, \psi, \phi)$ to $(\lambda, \theta, L, \dot{I}, k, \omega, \psi, \phi)$, where L and \dot{I} are the total angular momentum and the derivative of the total moment of inertia. Finally, the surface defined by the $\dot{I} = 0$ will be the global surface of section as in the two-dimensional case.

5 Summary and Discussion

In this report, for a given mass, we have extended the free-fall problem (FFP) to the full three-body problem of three dimensions. We find new variables $(\lambda, \theta, L, \dot{I}, k, \omega, \phi, \psi)$ for the three-dimensional

case and $(\lambda, \theta, L, \dot{I}, k, \omega)$ for the two-dimensional case which are convenient for computer simulations. The reasons for it are the following.

- (1) If the virial ratio k is positive and large, then the total energy of the triple system is positive and its final motion is simple. So we can omit this case from our consideration, and then we can bound the value of k .
- (2) If we set the virial ratio $k \leq 1$, then the domain of the definition for L and \dot{I} is bounded.
- (3) The surface defined by $\dot{I} = 0$ in the space $(\lambda, \theta, L, \dot{I}, k, \omega, \phi, \psi)$ becomes the global surface of section. We can map the structure of the whole phase space on this surface of section.

Let us briefly discuss about the future role of the present result. The progress of computer enables us to calculate immense number of orbits. We can see the projections of the phase space through integrations of orbits by fixing some of the variables such as k , L , and \dot{I} in the initial value space.

As seen in §3.5, known periodic orbits occupy special positions in the shape space. We hope that new kinds of periodic orbits may be found with the aid of this shape-space representation.

Acknowledgments.

One of the authors (K.K.) expresses his thanks to Prof. Keiichi Maeda for encouragements.

References

- [1] Agekyan, T.A. and Anosova, J.P.: 1968, *Soviet Physics-Astronomy* **11**, 1006 - 1014.
- [2] Alekseev, V.M.: 1981 *Amer.Math.Soc.Transl.* (2) Vol.116.
- [3] Anosova, J.P., Bertov, D.I. and Orlov, V.V.: 1981, *Astrophysics* **20**, 177.
- [4] Anosova, J.P.: 1986, *Astrophys. Sp. Sci.* **124** 217 - 241.
- [5] Broucke, R.: 1979, *Astron. Astrophys.* **73**, 303 - 313.
- [6] Chazy, M.: 1922, *Ann. Sci. École Norm. Sup.* (3) **39**, 29 - 130.

- [7] Chenciner, A. and Montgomery, R.: 2000, A remarkable periodic solution of the three-body problem in the case of equal masses, *Ann. Math.* **152**, 881 - 901.
- [8] Hietarinta, J. and Mikkola, S.: 1993, *Chaos* **3** (2), 1993.
- [9] McGehee, R.: 1974, Triple collision in the collinear three-body problem, *Invent. Math.* **27**, 191 - 227.
- [10] Mikkola, S. and Hietarinta, J.: 1989, *Celestial Mechanics and Dynamical Astronomy* **46**, 1 - 18.
- [11] Mikkola, S. and S.V.Aarseth.: 1990, *Celestial Mechanics and Dynamical Astronomy* **47**, 375-390.
- [12] Mikkola, S. and Aarseth, S.V.: 1993, *Celestial Mechanics and Dynamical Astronomy* **57**, 439-459.
- [13] Moeckel, R.: 1988, Some qualitative features of the Three-body problem, *Contemporary Mathematics* **81**, 1 - 17.
- [14] Tanikawa, K., Umehara, H., and Abe, H.: 1995, *Cel. Mech. Dynam. Astron.* **62**, 335 - 362.
- [15] Tanikawa, K. and Mikkola, S.: 2000, *Cel. Mech. Dynam. Astron.* **76**, 23 - 34.
- [16] Tanikawa, K. and Mikkola, S.: 2000, *Chaos* **10**, 649 - 657.
- [17] Umehara, H. and Tanikawa, K.: 2000, *Cel. Mech. Dynam. Astron.* **76**, 187 - 214.
- [18] Whittaker, E.T.: 1952, *A Treatise on the Analytical Dynamics of Particles and Rigid Bodies*, Cambridge University Press, Fourth Edition.
- [19] Zare, K. and Chesley, S.: 1998, *Chaos* **8**, 475-494.
- [20] T. Fujiwara, H. Fukuda, A. Kameyama, H. Ozaki and M. Yamada, *Journal of Physics A* **37** (2004), p.10571.