

Contour integral method for thermal and quantal fluctuations

K. Kaneko¹ and M. Hasegawa²

¹*Department of Physics, Kyushu Sangyo University, Fukuoka 813-8503, Japan*

²*Laboratory of Physics, Fukuoka Dental College, Fukuoka 814-0193, Japan*

(Dated: July 29, 2018)

The partition function by means of the static path approximation (SPA) plus the random-phase approximation (RPA) treatment can be written as a contour integral form without solving the RPA equations for a separable interaction. This method is an efficient way to evaluate numerically the partition function for realistic calculations. As an illustration, we adopt the pairing model at finite temperature.

PACS numbers: 21.60.Jz, 21.10.Ma, 05.30.-d

Mean-field approximations, such as the finite temperature Hartree-Fock Bogolyubov (FTHFB) approach [1, 2, 3], are standard methods for describing nuclei at finite temperature, and the collective motions around the static HFB solution are obtained by solving the finite temperature random phase approximation (RPA). At zero temperature, the HF plus RPA method gives a good approximation to ground-state energy of the exact shell model calculation [4]. However, the FTHFB+RPA method is not applicable to systems at high temperature because of large thermal fluctuations. The inclusion of fluctuations and correlations beyond thermal mean field can be done by use of the path integral representation of the partition function. The static path approximation (SPA) [5, 6, 7] is useful treatment to evaluate approximately the partition function in finite systems with separable interactions, and provides the exact result at high temperature. However, as temperature decreases the SPA becomes inaccurate because the quantal fluctuations around the mean fields can no longer be neglected. Small amplitude fluctuations around such a configuration give corrections to the partition function similar to the standard RPA around the mean field. The SPA+RPA method [8, 9, 10, 11] can take the effects into account. It should, however, be pointed out that in the limit of zero temperature the formalism breaks down since it includes contributions of small-amplitude quantal fluctuations around unstable mean-fields.

In realistic calculations for deformed nuclei or heavy nuclei, the evaluation of the RPA partition function is difficult due to time-consuming computation, because a complete set of RPA frequencies and amplitudes must be known with high accuracy for each temperature and the number of the RPA eigenvalues is very large. Recently, a contour integral representation for the standard RPA correlation energy [12] and more efficient way [13] based on the linear response theory have been proposed. These methods are valuable and useful for evaluating the standard RPA correlation energy. In this letter, we present a contour integral method for the RPA partition function at finite temperature.

We consider the total Hamiltonian

$$H = H_0 + V, \quad (1)$$

where H_0 and V are the single-particle Hamiltonian and a two-body residual interaction, respectively. Here, the two-body interaction is assumed to be of separable multipole-multipole form interaction:

$$V = -\frac{1}{2} \sum_{\alpha} \chi_{\alpha} Q_{\alpha}^2, \quad (2)$$

where Q_{α} is a one-body Hermitian operator

$$Q_{\alpha} = \sum_{kl} q_{kl}^{\alpha} c_k^{\dagger} c_l. \quad (3)$$

Using the Hubbard-Stratonovich transformation [14], the functional integral representation for the partition function is written as an auxiliary field path-integral

$$\begin{aligned} Z &= \text{Tr}(e^{-\beta H}) \\ &= \int \mathcal{D}[\sigma_{\alpha}(\tau)] \exp \left(-\frac{1}{2} \sum_{\alpha} \chi_{\alpha} \int_0^{\beta} \sigma_{\alpha}^2(\tau) d\tau \right) \\ &\quad \times \text{Tr}[\hat{T} \exp(-\int_0^{\beta} d\tau H'(\tau))], \end{aligned} \quad (4)$$

$$H'(\tau) = H_0 - \sum_{\alpha} \chi_{\alpha} \sigma_{\alpha}(\tau) Q_{\alpha}, \quad (5)$$

where $\beta = 1/T$ is the inverse temperature, and \hat{T} denotes time ordering operator. Let us now use the Fourier transformation of the auxiliary fields σ_{α} defined as

$$\sigma_{\alpha}(\tau) = \bar{\sigma}_{\alpha} + \sum_{n \neq 0} \eta_{\alpha n} e^{-i\omega_n \tau}, \quad (6)$$

with the Matsubara frequencies $\omega_n = 2\pi n/\beta$ and the static variables $\bar{\sigma}_{\alpha}$. The SPA is obtained by considering only the static paths in the evolution operator. The Hamiltonian $H'(\tau)$ can be divided into the static and fluctuation parts:

$$H'(\tau) = H_s + \delta H(\tau), \quad (7)$$

where H_s and $\delta H(\tau)$ are the static and fluctuation part as follows:

$$H_s = H_0 - \sum_{\alpha} \chi_{\alpha} \bar{\sigma}_{\alpha} Q_{\alpha}, \quad (8)$$

$$\delta H(\tau) = - \sum_{\alpha} \chi_{\alpha} \sum_{n \neq 0} \eta_{\alpha n} Q_{\alpha} e^{-i\omega_n \tau}. \quad (9)$$

Substituting Eqs. (6-9) into Eq. (4) and performing the Gauss integral over the coefficients $\eta_{\alpha n}$, we obtain

$$Z = \frac{\beta\chi_\alpha}{2\pi} \int d\bar{\sigma}_\alpha \exp\left(-\frac{1}{2} \sum_\alpha \chi_\alpha \bar{\sigma}_\alpha^2\right) \times \prod_k (1 + e^{-\beta\varepsilon_k}) C_{RPA}, \quad (10)$$

$$C_{RPA} = \prod_{n>0} \det(1 - \chi R(\omega_n))^{-1}, \quad (11)$$

where ε_k are the eigenenergies of H' , and $R(\omega_n)$ is the response function matrix given as

$$R_{\alpha\alpha'}(\omega_n) = \sum_{kl} \frac{q_{kl}^\alpha q_{kl}^{\alpha'} \varepsilon_{kl} (f_k - f_l)}{\varepsilon_{kl}^2 + \omega_n^2}, \quad (12)$$

with $\varepsilon_{kl} = \varepsilon_k - \varepsilon_l$ and the Fermi occupation probability $f_k = (1 + e^{\beta\varepsilon_k})^{-1}$. Solving the dispersion equation $\det(1 - \chi R(i\omega_n)) = 0$ or diagonalizing the finite temperature RPA equations, C_{RPA} can be written exactly in terms of the RPA frequencies Ω_ν ,

$$C_{RPA} = \frac{\prod'_{kl} \frac{1}{\varepsilon_{kl}} \sinh \frac{\beta\varepsilon_{kl}}{2}}{\prod_\nu \frac{1}{\Omega_\nu} \sinh \frac{\beta\Omega_\nu}{2}}, \quad (13)$$

where the prime in \prod'_{kl} restricts the product to pairs (k, l) that satisfy $k < l$ and $\varepsilon_{kl} \neq 0$. Note that for deformed nuclei or heavy nuclei there are many RPA frequencies Ω_ν in the numerator and ε_{kl} in the denominator. For arbitrary σ , the lowest Ω_ν 's may become zero and imaginary (or complex) at low temperature. However, $C_{RPA}(\sigma)$ remains finite and positive both for $\Omega_\nu = 0$ and for imaginary Ω_ν if $\beta|\Omega| < 2\pi$. This condition will be violated at very low temperature.

Let us define the thermal RPA energy

$$E_{RPA} = -\frac{\partial \ln C_{RPA}}{\partial \beta} = \frac{1}{2} \left(\sum_\nu \Omega_\nu \coth \frac{\beta\Omega_\nu}{2} - \sum_{k<l} \varepsilon_{kl} \coth \frac{\beta\varepsilon_{kl}}{2} \right), \quad (14)$$

where we neglected the temperature dependence of the RPA frequencies Ω_ν . In the limit $\beta \rightarrow \infty$, the thermal RPA energy E_{RPA} reduces correctly the RPA correlation energy

$$E_{RPA}(T=0) = \frac{1}{2} \left(\sum_\nu \Omega_\nu - \sum_{k<l} \varepsilon_{kl} \right). \quad (15)$$

We now introduce the analytical function of the complex variable z

$$f(z) = \det(1 - \chi R(iz)) = \frac{\prod_\nu (\Omega_\nu^2 - z^2)}{\prod'_{kl} (\varepsilon_{kl}^2 - z^2)}. \quad (16)$$

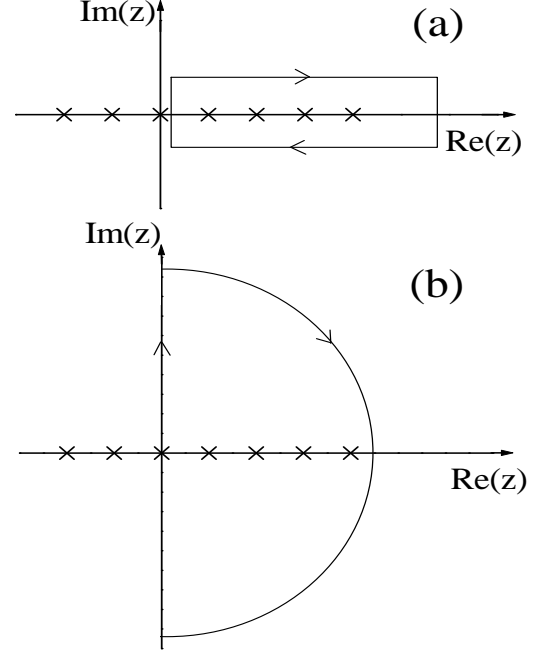


FIG. 1: Contours used in evaluating the integrals (19) and (20). Crosses denote the positions of all the RPA roots Ω_μ and the poles ε_{kl}

As mentioned above, the FTRPA frequencies Ω_ν are obtained as the zeros of the determinant, $\det(1 - \chi R(i\omega)) = 0$, i.e., $f(\omega) = 0$. Here, we notice that $\omega = \pm\Omega_\nu$ are the roots of $f(\omega) = 0$ and the function $f(\omega)$ has obviously poles at $\omega = \pm\varepsilon_{kl}$. Thus we obtain the following relation

$$\begin{aligned} \frac{f'(z)}{f(z)} &= \frac{d}{dz} \log f(z) \\ &= \sum_{k<l} \left(\frac{1}{\varepsilon_{kl} - z} - \frac{1}{\varepsilon_{kl} + z} \right) \\ &\quad - \sum_\nu \left(\frac{1}{\Omega_\nu - z} - \frac{1}{\Omega_\nu + z} \right), \end{aligned} \quad (17)$$

with a derivative $f'(z) = df(z)/dz$. Applying Cauchy's theorem to a meromorphic function $f(z)$, we obtain the following relation

$$\frac{1}{2\pi i} \oint dz g(z) \frac{f'(z)}{f(z)} = \sum_{k<l} g(\varepsilon_{kl}) - \sum_\nu g(\Omega_\nu), \quad (18)$$

where $g(z)$ is an arbitrary complex function which is analytical in the enclosed region. The contour of the integration goes around all positive roots and all poles of $f(z)$ as shown in Figs. 1(a) and (b), where we consider the case of real RPA frequencies. The thermal RPA energy E_{RPA} , Eq. (14), is written as the closed contour integral

$$E_{RPA} = \frac{-1}{4\pi i} \oint dz (z \coth \frac{\beta z}{2}) \frac{f'(z)}{f(z)}, \quad (19)$$

$$= \frac{1}{4\pi i} \oint dz (z \coth \frac{\beta z}{2})' \ln f(z), \quad (20)$$

where the closed path for Eq. (19) is taken so that the function $z \coth \beta z/2$ is analytical in the closed region (see Fig. 1(a)). A modified contour integral for Eq. (20) is illustrated in Fig. 1(b), where the contribution from the semicircle vanishes in the limit of infinite radius. These are the extended form of the contour integral of the RPA correlation energy at zero temperature [12, 13]. Integrating $E_{RPA} = -\partial \ln C_{RPA} / \partial \beta$ over β in Eq. (14) provides the RPA partition function C_{RPA}

$$C_{RPA} = \exp \left(- \int_0^\beta E_{RPA} d\beta' \right). \quad (21)$$

In comparison with the usual RPA method of Eq. (14), the advantage of the contour integral form in Eqs. (19-20) is that one can choose the integration path so that the integrand is smooth enough and the mesh of numerical integration along such path can be much larger than the actual energy intervals of the FTRPA solutions Ω_ν . The contour integral calculation reduces drastically the computation time without loss of precision. In practical calculations of the above method, we evaluated the contour integral (20) illustrated in Fig. 1(b) neglecting the function $(z \coth \beta z/2)'$. The calculated results in Figs. 2-4 agree well with those of the SPA plus RPA calculation with Eq. (14). However, in general the neglect of the factor $(z \coth \beta z/2)'$ is not justified in all cases. In that case, this factor should be suitably taken into account in Eqs. (19) and (20).

As an illustration, we consider a monopole pairing Hamiltonian

$$H = \sum_k \varepsilon_k (c_k^\dagger c_k + c_{\bar{k}}^\dagger c_{\bar{k}}) - GP^\dagger P, \quad (22)$$

with \bar{k} the time reversed states. Here, ε_k is a single-particle energy and P is the pairing operator $P = \sum_k c_{\bar{k}} c_k$. By means of the SPA+RPA [10, 11] based on the Hubbard-Stratonovich transformation [14], the canonical partition function is given by

$$\begin{aligned} Z_N^c &= \text{Tr}[P_N e^{-H/T}]_{\text{SPA+RPA}} \\ &= \frac{2}{GT} \int_0^\infty \Delta d\Delta e^{-\Delta^2/GT} Z_N C_{RPA}. \end{aligned} \quad (23)$$

$$\begin{aligned} Z_N &= \frac{1}{2} \prod_k e^{-\gamma_k/T} (1 + e^{-\lambda_k/T})^2 \\ &\quad \times [1 + \sigma \prod_{k'} \tanh^2(\lambda_{k'}/T)], \end{aligned} \quad (24)$$

$$C_{RPA} = \prod_k \frac{\omega_k \sinh[\lambda_k/T]}{2\lambda_k \sinh[\omega_k/2T]}, \quad (25)$$

where we introduced the number parity projection $P_N = (1 + \sigma e^{i\pi N})/2$ (σ means the even or odd number

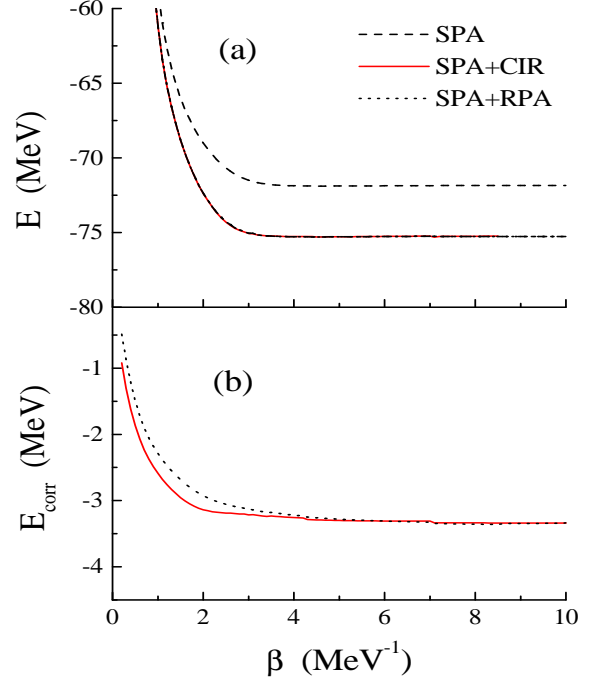


FIG. 2: (Color online) Thermal energy and thermal correlation energy as a function β . The dashed line denotes the SPA, the solid line the SPA+CIR, and the broken line the SPA+RPA.

parity)[10] instead of the exact number projection. Here use the notation ω_k for the conventional thermal RPA energies and $\lambda_k = \sqrt{\varepsilon_k^2 + \Delta^2}$, $\varepsilon'_k = \varepsilon_k - \mu - G/2$, and $\gamma_k = \varepsilon_k - \mu - \lambda_k$. The SPA partition function is obtained by neglecting the RPA partition function C_{RPA} . Then the thermal energy can be calculated from $E = -\partial \ln Z_N^c / \partial \beta$. In this calculation, we use the single-particle energies ε_k given by an axially deformed Woods-Saxon potential with spin-orbit interaction [15]. The Woods-Saxon parameters are chosen so as to approximately reproduce the experimental single-particle energies extracted from the energy levels of the odd nucleus ¹³³Sn (¹³²Sn core plus one neutron). The deformation parameter estimated from the experimental $B(E2)$ value is $\delta = 0.23$ in the even-even nucleus ¹⁸⁴W. The 50 doubly degenerate single-particle levels are taken outside ¹³²Sn core, and we fix the pairing force strength at $G = 20/A$ MeV. As mentioned above, the SPA+RPA breaks down at low temperature. However, it has recently been shown that in the monopole pairing case the SPA+RPA with the number parity projection reproduces well exact results for low temperature [10]. Thus, the number parity projection is essential to describe the thermal properties for low temperature.

For the partition function (23), we performed the three cases of numerical calculations; the SPA, the SPA plus contour integral representation (SPA+CIR) with

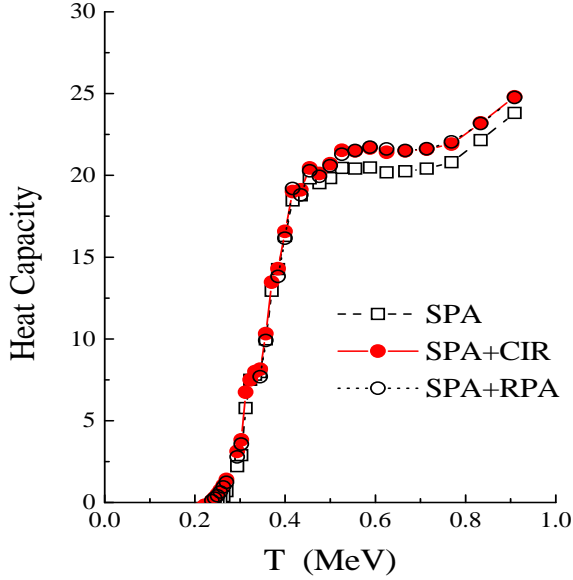


FIG. 3: (Color online) Heat capacity as a function of β . The open squares denote the SPA, the solid circles the SPA+CIR, and the open circles the SPA+RPA.

Eq. (19-20), and the SPA plus RPA (SPA+RPA) with Eq. (14) using the RPA frequencies. The thermal energies are calculated from $E = -\partial \ln Z_N^c / \partial \beta$. The thermal energy obtained in the SPA+CIR (SPA+RPA) deviates from that of the SPA. The energy difference between the SPA+CIR (SPA+RPA) and the SPA is the correlation energy $E_{corr} = E - E_{SPA}$. Figure 2 shows the thermal energy E and the RPA correlation energy E_{corr} as a function of β . We can see that the SPA+CIR results agree well with the SPA+RPA one. Thus, the contour integral method is useful for studying the thermal and quantal fluctuations. For comparison, we solved the Richardson equations [16, 17] and calculated exactly the ground-state energy E_{gs} . The obtained energy $E_{gs} = -74.48$ MeV is quite close to the SPA+CIR value, $E = -75.24$ MeV at $\beta = 10$ MeV⁻¹, supporting the SPA+CIR method.

We can see that the heat capacity exhibits the characteristic S-shape behavior as shown in Fig. 3. This S-shape heat capacity was recently observed [18, 19] in ¹⁶²Dy, ¹⁶⁶Er, and ¹⁷²Yb, and was interpreted as an signature of the breaking of nucleon Cooper pairs. The SPA+RPA and SPA+CIR results deviate from the SPA one in higher temperature region above $T = 0.5$ MeV, and the quantal fluctuations are important for this region. In our previous paper [20, 21], we clarified that the S-shape behavior of heat capacity is attributed to the reduction of the pairing energy which can be calculated from $G\langle P^\dagger P \rangle = GT \partial \ln Z_N^c / \partial G$.

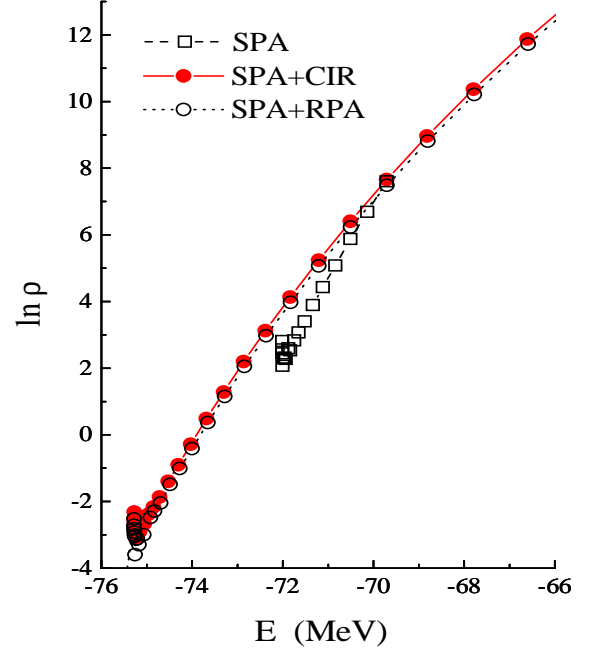


FIG. 4: (Color online) Level density as a function of thermal energy E . The same symbols as those in Fig. 3 are used.

When problems are associated with the variable N , they can be solved by considering a canonical ensemble, in which the particle number is strictly fixed. Since we used the number parity projection instead of the exact number projection, the level density for a system with N particles is given by an inverse Laplace transformation of the partition function in Eq. (23)

$$\rho(E, N) = \frac{1}{2\pi i} \int_{\beta_0 - i\infty}^{\beta_0 + i\infty} d\beta e^{\beta E} Z_N^c(\beta). \quad (26)$$

In the saddle point approximation for the β integral, the level density is given by

$$\rho(E, N) \approx \frac{Z_N^c e^{\beta E}}{[2\pi \partial^2 \ln Z_N^c / \partial \beta^2]^{1/2}}. \quad (27)$$

Figure 4 depicts the natural logarithm of the level density (27) as a function of the thermal energy. We can see that the SPA+CIR result agrees with the SPA+RPA one.

In conclusion, we developed the contour integral method which drastically reduces the computation time without loss of precision when evaluating the thermal and quantal fluctuations. This method is the extension of contour integral representation at zero temperature to the thermal system, and is numerically efficient. In this paper, we considered the simple pairing model as an illustration. The contour integral method is also applicable to more realistic interactions such as the pairing plus

quadrupole-quadrupole interaction. This study is now in progress.

-
- [1] M. Sano and S. Yamasaki, *Prog. Theor. Phys.* **29**, 397(1963).
 - [2] A.L. Goodman, *Nucl. Phys.* **A352**, 45(1981).
 - [3] J. L. Egido, L. M. Robledo, and V. Martin, *Phys. Rev. Lett.* **85**, 26(2000).
 - [4] I. Stetcu and C. W. Johnson, *Phys. Rev. C* **66**, 034301(2002).
 - [5] Y. Alhassid and J. Zingman, *Phys. Rev. C* **30**, 684(1984); Y. Alhassid and B. Bush, *Nucl. Phys.* **A549**, 43(1992).
 - [6] P. Arve, G. F. Bertsch, B. Lauritzen, and G. Puddu, *Ann. Phys. (N.Y.)* **183**, 309(1988); B. Lauritzen, P. Arve, and G. F. Bertsch, *Phys. Rev. Lett.* **61**, 2835(1988).
 - [7] R. Rossignoli, A. Ansari, and P. Ring, *Phys. Rev. Lett.* **70**, 1061(1993); R. Rossignoli and P. Ring, *Ann. Phys. (N.Y.)* **235**, 350(1994).
 - [8] G. Puddu, P. F. Bortignon, and R. A. Broglia, *Ann. Phys. (N.Y.)* **206**, 409(1991); *Phys. Rev. C* **42**, R1830(1990); G. Puddu, *Phys. Rev. C* **47**, 1067(1993).
 - [9] B. Lauritzen, G. Puddu, R. A. Broglia, and P. F. Bortignon, *Phys. Lett.* **246**, 329(1990); B. Lauritzen *et al.*, *Ann. Phys. (N.Y.)* **206**, 409(1991).
 - [10] R. Rossignoli, N. Canosa, and P. Ring, *Phys. Rev. Lett.* **80**, 1853(1998); R. Rossignoli, N. Canosa, *Phys. Lett. B* **394**, 242(1997).
 - [11] H. Attias and Y. Alhassid, *Nucl. Phys.* **A625**, 565(1997).
 - [12] F. Döau, D. Almed, and R. G. Nazmitdinov, *Phys. Re. Lett.* **83**, 280(1999).
 - [13] Y. R. Shimizu, J. D. Garrett, R. A. Broglia, M. Gallardo, and E. Vigezzi, *Re. Mod. Phys.* **61**, 131(1989); Y. R. Shimizu, P. Donati, R. A. Broglia, *Phys. Rev. Lett.* **85**, 2260(2000).
 - [14] J. Hubbard, *Phys. Rev. Lett.* **3**, 77(1959); R. L. Stratonovich, *Dokl. Akad. Nauk S.S.S.R.* **115**, 1097(1957).
 - [15] S. Cwiok, J. Dudek, W. Nazarewicz, J. Skalski, and T. Werner, *Comput. Phys. Commun.* **46**, 379(1987).
 - [16] R. Richardson and N. Sherman, *Nucl. Phys.* **52**, 221(1964); **52**, 253(1964).
 - [17] M. Hasegawa and S. Tazaki, *Phys. Rev. C* **35**, 1508(1987); J. Dukelsky, C. Echebag, and S. Pittel, *Phys. Rev. Lett.* **88**, 062501(2002).
 - [18] A. Schiller, A. Bjerve, M. Guttormsen, M. Hjorth-Jensen, F. Ingebretsen, E. Melby, S. Messelt, J. Rekestad, S. Siem, and S. W. Ødegard, *Phys. Rev. C* **63**, 021306(R)(2001).
 - [19] E. Melby, L. Bergholt, M. Guttormsen, M. Hjorth-Jensen, F. Ingebretsen, S. Messelt, J. Rekestad, A. Schiller, S. Siem, and S. W. Ødegard, *Phys. Rev. Lett.* **83**, 3150(1999).
 - [20] K. Kaneko and M. Hasegawa, *Nucl. Phys. A* **740**, 95(2004).
 - [21] K. Kaneko and M. Hasegawa, *Phys. Rev. C* **72**, 024307(2005).