

# RELATIVISTIC QUANTUM DYNAMICS

Eugene V. Stefanovich

2009



Draft, 3rd edition

# RELATIVISTIC QUANTUM DYNAMICS:

## A Non-Traditional Perspective on Space, Time, Particles, Fields, and Action-at-a-Distance

Eugene V. Stefanovich <sup>1</sup>

Mountain View, California

Copyright ©2004 - 2009 Eugene V. Stefanovich

---

<sup>1</sup>Present address: 2255 Showers Dr., Apt. 153, Mountain View, CA 94040, USA.  
e-mail: *eugene\_stefanovich@usa.net*  
web address: <http://www.geocities.com/meopemuk>,  
<http://www.arxiv.org/abs/physics/0504062>



## To Regina

## Abstract

This book is an attempt to build a consistent relativistic quantum theory of interacting particles. In the first part of the book “Quantum electrodynamics” we present traditional views on theoretical foundations of particle physics. Our discussion proceeds systematically from the principle of relativity and postulates of measurements to the renormalization in quantum electrodynamics. In the second part of the book “A relativistic quantum theory of particles” this traditional approach is reexamined. We find that formulas of special relativity should be modified to take into account interparticle interactions. We also suggest to reinterpret quantum field theory in the language of physical “dressed” particles. In this new formulation the fundamental objects are particles rather than fields. This approach eliminates the need for renormalization and opens up a new way for studying dynamical and bound state properties of quantum interacting systems. The developed theory is applied to realistic physical objects and processes including the hydrogen atom, the decay law of moving unstable particles, the dynamics of interacting charges, relativistic and quantum gravitational effects. These results force us to take a fresh look at some core issues of modern particle theories, in particular, the Minkowski space-time unification, the role of quantum fields and renormalization, and the alleged impossibility of action-at-a-distance. A new perspective on these issues is suggested that can help to solve the biggest problem of modern theoretical physics – a consistent unification of relativity and quantum mechanics.

# Contents

<b>PREFACE</b>	<b>xix</b>
<b>INTRODUCTION</b>	<b>xxvii</b>
<b>I QUANTUM ELECTRODYNAMICS</b>	<b>1</b>
<b>1 THE POINCARÉ GROUP</b>	<b>3</b>
1.1 Inertial observers . . . . .	3
1.1.1 The principle of relativity . . . . .	3
1.1.2 Inertial transformations . . . . .	5
1.2 The Galilei group . . . . .	7
1.2.1 The multiplication law of the Galilei group . . . . .	7
1.2.2 Lie algebra of the Galilei group . . . . .	8
1.2.3 Transformations of generators under rotations . . . . .	11
1.2.4 Space inversions . . . . .	14
1.3 The Poincaré group . . . . .	16
1.3.1 Lie algebra of the Poincaré group . . . . .	16
1.3.2 Transformations of translation generators under boosts	22
<b>2 QUANTUM MECHANICS</b>	<b>25</b>
2.1 Why do we need quantum mechanics? . . . . .	26
2.1.1 The corpuscular theory of light . . . . .	26
2.1.2 The wave theory of light . . . . .	29
2.1.3 Low intensity light and other experiments . . . . .	31
2.2 Physical foundations of quantum mechanics . . . . .	33
2.2.1 Ensembles and experiments . . . . .	33
2.2.2 Measurements in classical mechanics . . . . .	34

2.2.3	The quantum case . . . . .	36
2.3	The lattice of propositions . . . . .	37
2.3.1	Propositions and states . . . . .	39
2.3.2	Partial ordering . . . . .	42
2.3.3	Meet . . . . .	43
2.3.4	Join . . . . .	44
2.3.5	Orthocomplement . . . . .	44
2.3.6	Atomic propositions . . . . .	48
2.4	Classical logic . . . . .	49
2.4.1	Truth tables and the distributive law . . . . .	49
2.4.2	Atomic propositions in classical logic . . . . .	52
2.4.3	Atoms and pure classical states . . . . .	54
2.4.4	The classical phase space . . . . .	56
2.5	Quantum logic . . . . .	59
2.5.1	Compatibility of propositions . . . . .	59
2.5.2	The logic of quantum mechanics . . . . .	62
2.6	Quantum observables and states . . . . .	66
2.6.1	Observables . . . . .	66
2.6.2	States . . . . .	68
2.6.3	Commuting and compatible observables . . . . .	70
2.6.4	Expectation values . . . . .	72
2.6.5	Basic rules of classical and quantum mechanics . . . . .	73
2.7	Is quantum mechanics a complete theory? . . . . .	74
2.7.1	Quantum unpredictability in microscopic systems . . . . .	74
2.7.2	The Copenhagen interpretation . . . . .	76
2.7.3	The realistic interpretation . . . . .	77
2.7.4	The statistical interpretation of quantum mechanics . . . . .	78
2.7.5	The measurement problem . . . . .	80
<b>3</b>	<b>QUANTUM MECHANICS AND RELATIVITY</b>	<b>83</b>
3.1	Inertial transformations in quantum mechanics . . . . .	83
3.1.1	Wigner theorem . . . . .	84
3.1.2	Inertial transformations of states . . . . .	87
3.1.3	The Heisenberg and Schrödinger pictures . . . . .	89
3.2	Unitary representations of the Poincaré group . . . . .	90
3.2.1	Projective representations of groups . . . . .	90
3.2.2	Elimination of central charges in the Poincaré algebra . . . . .	91
3.2.3	Single- and double-valued representations . . . . .	100



3.2.4	The fundamental statement of relativistic quantum theory . . . . .	103
<b>4</b>	<b>OPERATORS OF OBSERVABLES</b>	<b>107</b>
4.1	Basic observables . . . . .	108
4.1.1	Energy, momentum, and angular momentum . . . . .	108
4.1.2	The operator of velocity . . . . .	109
4.2	Casimir operators . . . . .	110
4.2.1	4-vectors . . . . .	111
4.2.2	The operator of mass . . . . .	111
4.2.3	The Pauli-Lubanski 4-vector . . . . .	112
4.3	Operators of spin and position . . . . .	115
4.3.1	Physical requirements . . . . .	115
4.3.2	The spin operator . . . . .	117
4.3.3	The position operator . . . . .	119
4.3.4	An alternative set of basic operators . . . . .	123
4.3.5	Canonical form and “power” of operators . . . . .	125
4.3.6	The uniqueness of the spin operator . . . . .	128
4.3.7	The uniqueness of the position operator . . . . .	130
4.3.8	Boost transformations of the position operator . . . . .	131
<b>5</b>	<b>SINGLE PARTICLES</b>	<b>135</b>
5.1	Massive particles . . . . .	137
5.1.1	Irreducible representations of the Poincaré group . . . . .	137
5.1.2	Momentum-spin basis . . . . .	140
5.1.3	Action of Poincaré transformations . . . . .	143
5.2	Momentum and position representations . . . . .	146
5.2.1	Spectral decomposition of the identity operator . . . . .	147
5.2.2	Wave function in the momentum representation . . . . .	150
5.2.3	The position representation . . . . .	152
5.2.4	Inertial transformations of observables and states . . . . .	156
5.3	The classical limit of quantum mechanics . . . . .	160
5.3.1	Quasiclassical states . . . . .	161
5.3.2	The Heisenberg uncertainty relation . . . . .	162
5.3.3	Spreading of quasiclassical wave packets . . . . .	163
5.3.4	Classical observables and the Poisson bracket . . . . .	164
5.3.5	Time evolution of wave packets . . . . .	169
5.4	Massless particles . . . . .	171

5.4.1	Spectra of momentum, energy, and velocity . . . . .	171
5.4.2	The Doppler effect and aberration . . . . .	173
5.4.3	Representations of the little group . . . . .	176
5.4.4	Massless representations of the Poincaré group . . . . .	179
<b>6</b>	<b>INTERACTION</b>	<b>183</b>
6.1	The Hilbert space of many-particle system . . . . .	184
6.1.1	The tensor product theorem . . . . .	184
6.1.2	Particle observables in a multiparticle system . . . . .	186
6.1.3	Statistics . . . . .	187
6.2	Relativistic Hamiltonian dynamics . . . . .	189
6.2.1	Non-interacting representation of the Poincaré group . . . . .	190
6.2.2	Dirac's forms of dynamics . . . . .	191
6.2.3	Total observables in a multiparticle system . . . . .	193
6.3	The instant form of dynamics . . . . .	194
6.3.1	General instant form interaction . . . . .	194
6.3.2	The Bakamjian-Thomas construction . . . . .	195
6.3.3	Bakamjian's construction of the point form dynamics . . . . .	198
6.3.4	Non-Bakamjian-Thomas instant forms of dynamics . . . . .	199
6.3.5	Cluster separability . . . . .	202
6.3.6	Non-separability of the Bakamjian-Thomas dynamics . . . . .	204
6.3.7	Cluster separable 3-particle interaction . . . . .	206
6.4	Dynamics and bound states . . . . .	210
6.4.1	Mass and energy spectra . . . . .	211
6.4.2	The Doppler effect revisited . . . . .	212
6.4.3	Time evolution . . . . .	216
6.5	Scattering . . . . .	218
6.5.1	The scattering operator . . . . .	218
6.5.2	S-operator in perturbation theory . . . . .	221
6.5.3	Scattering equivalence of Hamiltonians . . . . .	224
6.5.4	Scattering equivalence of the point and instant forms . . . . .	226
<b>7</b>	<b>THE FOCK SPACE</b>	<b>231</b>
7.1	Annihilation and creation operators . . . . .	232
7.1.1	Sectors with fixed numbers of particles . . . . .	232
7.1.2	Non-interacting representation of the Poincaré group . . . . .	234
7.1.3	Creation and annihilation operators. Fermions . . . . .	235
7.1.4	Anticommutators of particle operators . . . . .	237

7.1.5	Creation and annihilation operators. Photons . . . . .	239
7.1.6	Particle number operators . . . . .	239
7.1.7	Continuous spectrum of momentum . . . . .	240
7.1.8	Generators of the non-interacting representation . . . . .	242
7.1.9	Poincaré transformations of particle operators . . . . .	245
7.2	Interaction potentials . . . . .	246
7.2.1	Conservation laws . . . . .	247
7.2.2	Normal ordering . . . . .	249
7.2.3	The general form of the interaction operator . . . . .	249
7.2.4	Five types of regular potentials . . . . .	252
7.2.5	Products and commutators of potentials . . . . .	255
7.2.6	Adiabatic switching and $t$ -integrals . . . . .	259
7.2.7	Two-particle potentials . . . . .	262
7.2.8	Cluster separability in the Fock space . . . . .	266
7.3	A toy model theory . . . . .	268
7.3.1	Fock space and Hamiltonian . . . . .	269
7.3.2	Drawing a diagram in the toy model . . . . .	271
7.3.3	Reading a diagram in the toy model . . . . .	275
7.3.4	Electron-electron scattering . . . . .	276
7.4	Diagrams in general theory . . . . .	278
7.4.1	Properties of products and commutators . . . . .	278
7.4.2	Cluster separability of the $S$ -operator . . . . .	282
7.4.3	Divergence of loop integrals . . . . .	286
<b>8</b>	<b>QUANTUM ELECTRODYNAMICS</b>	<b>289</b>
8.1	Interaction in QED . . . . .	290
8.1.1	Construction of simple quantum field theories . . . . .	290
8.1.2	Current density . . . . .	293
8.1.3	Interaction operators in QED . . . . .	295
8.2	$S$ -operator in QED . . . . .	297
8.2.1	$S$ -operator in the second order . . . . .	297
8.2.2	$S$ -operator in the non-relativistic approximation . . . . .	303
8.3	Renormalization . . . . .	306
8.3.1	Regularization . . . . .	306
8.3.2	The mass renormalization condition . . . . .	307
8.3.3	Counterterms . . . . .	310
8.3.4	Electron-electron scattering . . . . .	314
8.3.5	Charge renormalization . . . . .	322

8.3.6	Renormalization in QED . . . . .	325
-------	----------------------------------	-----

## II A RELATIVISTIC QUANTUM THEORY OF PARTICLES 327

### 9 THE DRESSED PARTICLE APPROACH 331

9.1	Troubles with renormalized QED . . . . .	332
9.1.1	Renormalization in QED revisited . . . . .	332
9.1.2	Time evolution in QED . . . . .	334
9.1.3	Unphys and renorm operators in QED . . . . .	336
9.2	Dressing transformation . . . . .	337
9.2.1	Physical particles . . . . .	338
9.2.2	The main idea of the dressed particle approach . . . . .	341
9.2.3	The unitary dressing transformation . . . . .	341
9.2.4	Dressing in the first perturbation order . . . . .	344
9.2.5	Dressing in the second perturbation order . . . . .	345
9.2.6	Dressing in an arbitrary order . . . . .	347
9.2.7	The infinite momentum cutoff limit . . . . .	348
9.2.8	Poincaré invariance of the dressed particle approach . . . . .	349
9.2.9	General properties of physical particle interactions . . . . .	350
9.2.10	Comparison with other dressed particle approaches . . . . .	353
9.3	The Coulomb potential and beyond . . . . .	355
9.3.1	Electron-proton interaction in the 2nd order . . . . .	356
9.3.2	Electron-proton potential in the momentum space . . . . .	357
9.3.3	The Darwin-Breit potential . . . . .	359
9.3.4	The hydrogen atom . . . . .	362
9.4	Are quantum fields necessary? . . . . .	365
9.4.1	Dressing transformation in a nutshell . . . . .	366
9.4.2	What is the reason for having quantum fields? . . . . .	369
9.4.3	Diffraction and interference . . . . .	372
9.4.4	Haag's theorem . . . . .	373

### 10 PARTICLES AND RELATIVITY 375

10.1	Localized events in relativistic quantum theory . . . . .	376
10.1.1	Localized particles . . . . .	377
10.1.2	Localized states in the moving reference frame . . . . .	378
10.1.3	Spreading of well-localized states . . . . .	379

10.1.4	Superluminal spreading and causality . . . . .	381
10.2	Inertial transformations in multiparticle systems . . . . .	384
10.2.1	Events and observables . . . . .	384
10.2.2	Non-interacting particles . . . . .	387
10.2.3	Lorentz transformations for non-interacting particles . . . . .	388
10.2.4	Interacting particles . . . . .	390
10.2.5	Time translations in interacting systems . . . . .	390
10.2.6	Boost transformations in interacting systems . . . . .	392
10.2.7	Spatial translations and rotations . . . . .	394
10.2.8	Physical inequivalence of forms of dynamics . . . . .	396
10.2.9	The "no interaction" theorem . . . . .	397
10.3	"Time dilation" in decays . . . . .	403
10.3.1	On "derivations" of Lorentz transformations . . . . .	403
10.3.2	On experimental tests of special relativity . . . . .	405
10.3.3	Poincaré invariance vs. manifest covariance . . . . .	407
10.3.4	Is geometry 4-dimensional? . . . . .	409
10.3.5	"Dynamical" relativity . . . . .	413
10.4	Action-at-a-distance and causality . . . . .	415
10.4.1	Retarded interactions in Maxwell's theory . . . . .	416
10.4.2	Interactions of particles in RQD . . . . .	418
10.4.3	Does action-at-a-distance violate causality? . . . . .	420
10.4.4	Superluminal propagation of evanescent waves . . . . .	422
<b>11</b>	<b>CLASSICAL ELECTRODYNAMICS</b>	<b>425</b>
11.1	Relativistic Hamiltonian theory . . . . .	425
11.1.1	The Poincaré Lie algebra . . . . .	427
11.1.2	Multiparticle systems . . . . .	429
11.1.3	Two charges . . . . .	431
11.1.4	The definition of force . . . . .	433
11.1.5	Wire with current . . . . .	434
11.1.6	Charge and current loop . . . . .	437
11.1.7	Charge and spin's magnetic moment . . . . .	441
11.1.8	Two types of magnets . . . . .	442
11.1.9	Infinitely long solenoids/magnets . . . . .	444
11.2	RQD vs. Maxwell's electrodynamics . . . . .	447
11.2.1	Conservation laws in Maxwell's theory . . . . .	447
11.2.2	The Kislev-Vaidman "paradox" . . . . .	449
11.2.3	The Trouton-Noble "paradox" . . . . .	452

11.2.4	Longitudinal forces in conductors . . . . .	454
11.2.5	The Aharonov-Bohm effect . . . . .	454
11.2.6	Toroidal magnet and moving charge . . . . .	457
11.2.7	The electromagnetic induction . . . . .	463
11.2.8	Homopolar induction: non-conservative forces . . . . .	465
11.2.9	Homopolar induction: conservative forces . . . . .	467
<b>12</b>	<b>QUANTUM THEORY OF GRAVITY</b>	<b>471</b>
12.1	Two-body problem . . . . .	472
12.1.1	General relativity vs. quantum gravity . . . . .	472
12.1.2	The Einstein-Infeld-Hoffmann Hamiltonian . . . . .	474
12.1.3	Precession of the Mercury's perihelion . . . . .	476
12.1.4	Photons and gravity . . . . .	483
12.2	The principle of equivalence . . . . .	485
12.2.1	Composition invariance of gravity . . . . .	485
12.2.2	$n$ -body gravitational potentials . . . . .	487
12.2.3	Red shift and time dilation . . . . .	488
12.2.4	The principle of equivalence . . . . .	491
12.3	Gravitational dynamics of spinning bodies . . . . .	492
12.3.1	Point mass and spinning massive body . . . . .	493
12.3.2	Two spinning massive bodies . . . . .	495
12.3.3	Spin precession in gravitational field . . . . .	497
<b>13</b>	<b>PARTICLE DECAYS</b>	<b>501</b>
13.1	Unstable particle at rest . . . . .	502
13.1.1	Quantum mechanics of particle decays . . . . .	502
13.1.2	Non-interacting representation of the Poincaré group . . . . .	506
13.1.3	Normalized eigenvectors of momentum . . . . .	507
13.1.4	Interacting representation of the Poincaré group . . . . .	508
13.1.5	The decay law . . . . .	512
13.1.6	Solution of the eigenvalue problem . . . . .	514
13.1.7	The Breit-Wigner formula . . . . .	518
13.2	Decay law for moving particles . . . . .	525
13.2.1	General formula for the decay law . . . . .	525
13.2.2	Decays of states with definite momentum . . . . .	527
13.2.3	Decay law in the moving reference frame . . . . .	529
13.2.4	Decays of states with definite velocity . . . . .	530
13.3	"Time dilation" in decays . . . . .	531

13.3.1	Numerical results . . . . .	531
13.3.2	Decays caused by boosts . . . . .	534
13.3.3	Particle decays in different forms of dynamics . . . . .	536
<b>14</b>	<b>SUMMARY</b>	<b>539</b>
<b>III</b>	<b>MATHEMATICAL APPENDICES</b>	<b>543</b>
<b>A</b>	<b>Sets, groups, and vector spaces</b>	<b>545</b>
A.1	Sets and mappings . . . . .	545
A.2	Groups . . . . .	545
A.3	Vector spaces . . . . .	547
<b>B</b>	<b>The delta function and useful integrals</b>	<b>551</b>
<b>C</b>	<b>Some theorems for orthocomplemented lattices.</b>	<b>555</b>
<b>D</b>	<b>The rotation group</b>	<b>557</b>
D.1	Basics of the 3D space . . . . .	557
D.2	Scalars and vectors . . . . .	559
D.3	Orthogonal matrices . . . . .	560
D.4	Invariant tensors . . . . .	563
D.5	Vector parameterization of rotations . . . . .	565
D.6	Group properties of rotations . . . . .	568
D.7	Generators of rotations . . . . .	570
<b>E</b>	<b>Lie groups and Lie algebras</b>	<b>573</b>
E.1	Lie groups . . . . .	573
E.2	Lie algebras . . . . .	577
<b>F</b>	<b>The Hilbert space</b>	<b>581</b>
F.1	Inner product . . . . .	581
F.2	Orthonormal bases . . . . .	582
F.3	Bra and ket vectors . . . . .	583
F.4	The tensor product of Hilbert spaces . . . . .	585
F.5	Linear operators . . . . .	586
F.6	Matrices and operators . . . . .	587
F.7	Functions of operators . . . . .	591

F.8	Linear operators in different orthonormal bases . . . . .	595
F.9	Diagonalization of Hermitian and unitary matrices . . . . .	599
<b>G</b>	<b>Subspaces and projection operators</b>	<b>603</b>
G.1	Projections . . . . .	603
G.2	Commuting operators . . . . .	605
<b>H</b>	<b>Representations of groups</b>	<b>613</b>
H.1	Unitary representations of groups . . . . .	613
H.2	The Heisenberg Lie algebra . . . . .	615
H.3	Unitary irreducible representations of the rotation group . . .	615
H.4	Pauli matrices . . . . .	617
<b>I</b>	<b>Lorentz group and its representations</b>	<b>619</b>
I.1	4-vector representation of the Lorentz group . . . . .	619
I.2	Spinor representation of the Lorentz group . . . . .	625
<b>J</b>	<b>Special relativity</b>	<b>629</b>
J.1	Lorentz transformations for time and position . . . . .	629
J.2	The ban on superluminal signaling . . . . .	630
J.3	Minkowski space-time and manifest covariance . . . . .	632
J.4	Decay of moving particles in special relativity . . . . .	634
<b>K</b>	<b>Quantum fields for fermions</b>	<b>637</b>
K.1	Construction of the fermion field . . . . .	637
K.2	Properties of factors $u$ and $v$ . . . . .	639
K.3	Explicit formulas for $u$ and $v$ . . . . .	643
K.4	Convenient notation . . . . .	644
K.5	Transformation laws . . . . .	646
K.6	Anticommutation relations . . . . .	647
K.7	The Dirac equation . . . . .	650
K.8	Electron propagator . . . . .	652
<b>L</b>	<b>Quantum fields for photons</b>	<b>653</b>
L.1	Construction of the photon quantum field . . . . .	653
L.2	Photon propagator . . . . .	654
L.3	Equal time commutator of the photon fields . . . . .	657
L.4	Poincaré transformations of the photon field . . . . .	658



<b>M QED interaction in terms of particle operators</b>	<b>663</b>
M.1 Current density . . . . .	663
M.2 First-order interaction . . . . .	665
M.3 Second-order interaction . . . . .	666
<b>N Relativistic invariance of QED</b>	<b>681</b>
<b>O Relativistic invariance of classical electrodynamics</b>	<b>687</b>
<b>P Relativistic invariance of gravity theory</b>	<b>693</b>



# PREFACE

Looking back at theoretical physics of the 20th century, we see two monumental achievements that changed forever the way we understand space, time, and matter – the special theory of relativity and quantum mechanics. These theories covered two sides of the natural world that are not normally accessible to human’s senses and experience. Special relativity was applied to observers and objects moving with extremely high speeds (and high energies). Quantum mechanics was essential to describe the properties of matter at microscopic scale: nuclei, atoms, molecules, etc. The challenge remains in the unification of these two theories, i.e., in the theoretical description of high-energy microscopic particles and their interactions.

It is commonly accepted that the most promising candidate for such an unification is the local quantum field theory (QFT). Indeed, this theory achieved astonishing accuracy in calculations of certain physical observables, e.g., scattering cross-sections. In some instances, the discrepancies between predictions of quantum electrodynamics (QED) and experiment are less than 0.000000001%. It is difficult to find such an accuracy anywhere else in science! However, in spite of its success, quantum field theory cannot be regarded as the ultimate unification of relativity and quantum mechanics. Just too many fundamental questions remain unanswered and too many serious problems are left unsolved.

It is fair to say that everyone trying to learn QFT is struck by enormous complexity of this formalism and its detachment from physically intuitive ideas. A successful physical theory is expected to operate, as much as possible, with objects having clear interpretation in terms of observed quantities. This is often not the case in QFT, where such physically transparent concepts of quantum mechanics as the Hilbert space, wave functions, particle observables, Hamiltonian, and the time evolution, were substituted (though not completely discarded) by more formal and obscure notions of quantum

fields, ghosts, propagators, and Lagrangians. It was even declared that the concept of a particle is not fundamental anymore and must be abandoned in favor of the field description of nature:

*In its mature form, the idea of quantum field theory is that quantum fields are the basic ingredients of the universe, and particles are just bundles of energy and momentum of the fields.* S. Weinberg [1]

The most notorious failure of QFT is the problem of ultraviolet divergences: To obtain sensible results from QFT calculations one must drop certain infinite terms. Although rules for doing such tricks are well-established, they cannot be considered a part of a mathematically sound theory. As Dirac remarked

*This is just not sensible mathematics. Sensible mathematics involves neglecting a quantity when it turns out to be small – not neglecting it because it is infinitely large and you do not want it!*  
P. A. M. Dirac

In modern QFT the problem of ultraviolet infinities is not solved, it is “swept under the rug”. The prevailing opinion is that ultraviolet divergences are related to our lack of understanding of physics at short distances. It is often argued that QFT is a low energy approximation to some yet unknown truly fundamental theory, and that in this final theory the small distance or high energy (ultraviolet) behavior will be tamed somehow. There are various guesses about what this ultimate theory may be. Some think that future theory will reveal a non-trivial, probably discrete, or non-commutative structure of space at distances comparable to the “Planck scale” of  $10^{-33}$  cm. Others hope that paradoxes will go away if we substitute point-like particles with tiny extended objects, like strings or membranes.

Many researchers agree that the most fundamental obstacle on the way forward is the deep contradiction between quantum theory and Einstein’s relativity theory (both special and general). In a more general sense, the basic question is “what is space and time?” The answers given by Einstein’s special relativity and by quantum mechanics are quite different. In special relativity position and time are treated on an equal footing, both of them being coordinates in the 4-dimensional Minkowski space-time. However in

quantum mechanics position and time play very different roles. Position is an observable described (as any other physical observable) by an Hermitian operator, whereas time is a numerical parameter, which cannot be cast into the operator form without contradictions.

Traditionally, throughout centuries, theoretical physics was a mixture of deep physical insights, “what if” speculations, and lucky heuristic guesses. For example, Maxwell based his equations of electrodynamics on both careful fitting of available experiments and on arcane ideas about inner workings of the “ether”. Dirac “derived” his famous equation by an ingenious trick of taking a “square root” of the relativistic energy-momentum-mass relationship  $E^2 = p^2c^2 + m^2c^4$ . In spite of their questionable origins, both Maxwell and Dirac equations lie in the foundation of empirically successful modern quantum field theories of particles and their interactions. It would be foolish to think that further progress in physics can be achieved by waiting for similar “revelations”. What we need is a rigorous axiomatic approach that would establish a basic framework for description of space, time, matter, and interactions. For example, it is clear that such branches of physics as Newtonian mechanics, quantum mechanics, Maxwell’s electrodynamics, quantum field theory, and Einstein’s theory of gravity use very different basic mathematical structures. They are, respectively, the phase space, the Hilbert space, classical fields, quantum fields, and the curved space-time. These different theories try to describe basically the same set of physical phenomena – particles, their interactions and dynamics. So, it is reasonable to expect a common theme in their mathematical formulations. Nevertheless, we are still far from putting entire physics in a rigorous axiom/theorem setup, as demanded by the Hilbert’s 6th problem. However, there are at least two such common themes, which are the focus of this book.

The two basic postulates of our approach is the principle of relativity (the equivalence of inertial frames of reference) and the laws of quantum mechanics. From mathematical perspective, the former postulate is embodied in the idea of the Poincaré group, and the latter postulate leads to the algebra of operators in the Hilbert space. When combined, these two postulates inevitably imply the idea of unitary representations of the Poincaré group in the Hilbert space as the major mathematical tool for the description of isolated physical systems. This is the central idea of our book. Our goal here is to demonstrate that most of known physics fits nicely into this mathematical framework.

Although the ideas that will be presented here have rather general nature,

most calculations will be performed only for systems of charged particles and photons and electromagnetic forces acting between them.<sup>2</sup> Traditionally, these systems were described by quantum electrodynamics. However, our approach will lead us to a different version of QED, which we call *relativistic quantum dynamics* or RQD. Our theory being a logical continuation of QED, is exactly equivalent to QED as far as properties related to the  $S$ -matrix (scattering cross-sections, lifetimes, energies of bound states, etc.) are concerned. However, it differs from the traditional approach in two important aspects: recognition of the *dynamical character of boosts* and the *primary role of particles* rather than fields.

**The dynamical character of boosts.** The second postulate of Einstein’s special relativity (the invariance of the speed of light) applies only to a limited class of phenomena associated with light particles – photons. Therefore special relativistic formulas for Lorentz transformations can be proved only for specific events such as intersections of light beams or trajectories of non-interacting particles. Special relativity tacitly assumes that these Lorentz formulas can be extended to general events with interacting particles. We will show that this assumption is actually wrong. We will derive boost transformations of particle observables by using Wigner’s theory of unitary representations of the Poincaré group [2] and Dirac’s approach to relativistic interactions [3]. It will then follow that these transformations should be interaction-dependent. Usual Lorentz transformations of special relativity are thus approximations that neglect the presence of interactions. The Einstein-Minkowski 4-dimensional space-time is an approximate concept as well.

**Particles rather than fields.** Presently accepted quantum field theories (e.g., renormalized QED) cannot describe the time evolution even of simplest systems, such as vacuum and single-particle states. Direct application of the QED time evolution operator to these states leads to spontaneous creation of extra (virtual) particles, which has not been observed in experiments. The problem is that bare particles of QED have rather remote relationship to physically observed electrons, positrons, etc., and the rules connecting bare and physical particles are not well established. We solve this problem by using the “dressed particle” approach, which is the cornerstone of RQD. The

---

<sup>2</sup>In section 12.1 we will discuss the gravitational interaction as well.

“dressed” Hamiltonian of RQD is obtained by applying an unitary dressing transformation to the QED Hamiltonian. This transformation does not change the  $S$ -operator, therefore the perfect agreement with experimental data is preserved. The RQD Hamiltonian describes electromagnetic phenomena in systems of interacting physical particles (electrons, photons, etc.) without reference to spurious bare particles. In addition to accurate scattering amplitudes, our approach allows us to obtain the time evolution of interacting particles and offers a rigorous way to find both energies and wave functions of bound states. All calculations with the RQD Hamiltonian can be done by using standard recipes of quantum mechanics without encountering embarrassing divergences and without the need for artificial cutoffs, regularization, renormalization, etc. The main ingredients of this formalism are physical particles, while quantum fields play only an auxiliary role.

This book is divided into three parts. Part I: **QUANTUM ELECTRODYNAMICS** consists of eight chapters 1 - 8 where we tried to stick to traditionally accepted views on relativistic quantum theories and, in particular, on QED. In chapter 1 (**The Poincaré group**) we introduce the Poincaré group as a set of transformations that relate different (but equivalent) inertial reference frames. In chapter 2 (**Quantum mechanics**) the basic laws of quantum mechanics are derived from simple axioms of measurements (quantum logic). Chapter 3 (**Quantum mechanics and relativity**) unifies these two pieces and establishes unitary representations of the Poincaré group in the Hilbert space of states as the most general mathematical description of any isolated physical system. In the next two chapters 4 and 5 we explore some immediate consequences of this formalism. In chapter 4 (**Operators of observables**) we find the correspondence between known physical observables (such as mass, energy, momentum, spin, position, etc.) and concrete Hermitian operators in the Hilbert space. In chapter 5 (**Single particles**) we show how Wigner’s theory of irreducible representations of the Poincaré group provides a complete description of basic properties and dynamics of isolated stable elementary particles. The next important step is to consider multi-particle systems. In chapter 6 (**Interaction**) we discuss major properties of relativistically invariant interactions in such systems. In chapter 7 (**The Fock space**) we extend this discussion to the general class of systems in which particles can be created and annihilated. Chapter 8 (**Quantum electrodynamics**) concludes this first “traditional” part of the book. In that chapter we apply all the above ideas to the description of sys-

tems of charged particles and photons in the formalism of QED. A particular emphasis is made on the problem of renormalization in QED.

Part II of the book **A RELATIVISTIC QUANTUM THEORY OF PARTICLES** (chapters 9 - 11) examines the new RQD approach, its connection to the basic QED from part I, and its advantages. This “non-traditional” part begins with chapter 9 (**The dressed particle approach**) and a deeper analysis of renormalization and the bare particle picture in quantum field theories. The dressed particle approach is formulated there, and QED is totally rewritten in terms of dressed particles, rather than quantum fields. In chapter 10 (**Particles and relativity**) we discuss real and imaginary paradoxes usually associated with quantum relativistic description in terms of particles. In particular, we discuss the superluminal spreading of localized wave packets and the Currie-Jordan-Sudarshan “no interaction” theorem. In final chapters 11 (**Classical electrodynamics**), 12 (**Quantum theory of gravity**), and 13 (**Particle decays and relativity**) we consider three specific examples of theories with directly interacting particles: electrodynamics, theory of gravity, and relativistic description of decays of fast moving particles. We focus on resolution of theoretical paradoxes and comparison with experiments. Some useful mathematical facts and more technical derivations are collected in the Part III: **MATHEMATICAL APPENDICES**.

Remarkably, the development of RQD did not require introduction of radically new physical ideas. Actually, all key ingredients of this study were formulated a long time ago, but for some reason they have not attracted the attention they deserve. For example, the fact that either translations or rotations or boosts must have dynamical dependence on interactions was first established in Dirac’s work [3]. These ideas were further developed in “direct interaction” theories by Bakamjian and Thomas [4], Foldy [5], Sokolov [6, 7], Coester and Polyzou [8], and many others. The primary role of particles in formulation of quantum field theories was emphasized in an excellent book by Weinberg [9]. The “dressed particle” approach was advocated by Greenberg and Schweber [10]. First indications that this approach can solve the problem of ultraviolet divergences in QFT are contained in papers by Ruijgrok [11], Shirokov and Vişinescu [12, 13]. The “similarity renormalization” idea of Glazek and Wilson [14, 15] is also an important tool for taming divergences in QED. The formulation of RQD presented in this book just combined all these good ideas into one comprehensive approach, which, we believe, is a step toward consistent unification of quantum mechanics and the principle



of relativity.

The new material contained in this book was partially covered in seven articles [16, 17, 18, 19, 20, 21, 22].

I would like to express my gratitude to Peter Enders, Theo Ruijgrok and Boris Zapol for reading this book and making valuable critical comments. I also would like to thank Harvey R. Brown, William Klink, Vladimir Korda, Chris Oakley, Federico Piazza, Wayne Polyzou, Alexander Shebeko, and Mikhail Shirokov for enlightening conversations as well as Bilge, Bernard Chaverondier, Wolfgang Engelhardt, Juan R. González-Álvarez, Rainer Grobe, Bill Hobba, Igor Khavkine, Mike Mowbray, Arnold Neumaier, and Dan Solomon for online discussions and fresh ideas that allowed me to improve the quality of this manuscript over the years. This does not imply any direct or indirect endorsements of my work by these distinguished researchers. All errors and misconceptions contained in this book are mine and only mine.



# INTRODUCTION

*It is wrong to think that the task of physics is to find out how nature is. Physics concerns what we can say about nature...*

Niels Bohr

In this Introduction, we will try to specify more exactly what is the purpose of theoretical physics and what are the fundamental notions, concepts, and their relationships studied by this branch of science. Some of the definitions and statements made here may look self-evident or even trivial. Nevertheless, it seems important to spell out these definitions explicitly, in order to avoid misunderstandings in later parts of the book.

We obtain all information about physical world from *measurements*, and the most fundamental goal of theoretical physics is to describe and predict the results of these measurements. Generally speaking, the act of measurement requires the presence of at least three objects (see Fig. 1): a *preparation device*, a *physical system*, and a *measuring apparatus*. The preparation device  $P$  prepares the physical system  $S$  in a certain *state*. The state of the system has some attributes or properties. If an attribute or property can be assigned a numerical value it will be called *observable*  $F$ . The observables are measured by bringing the system into contact with the measuring apparatus. The result of the measurement is a numerical value of the observable, which is a real number  $f$ . We assume that every measurement of  $F$  gives *some* value  $f$ , so that there is no misfiring of the measuring apparatus.

This was just a brief list of relevant notions. Let us now look at all these ingredients in more detail.

**Physical system.** Loosely speaking, physical system is any object that

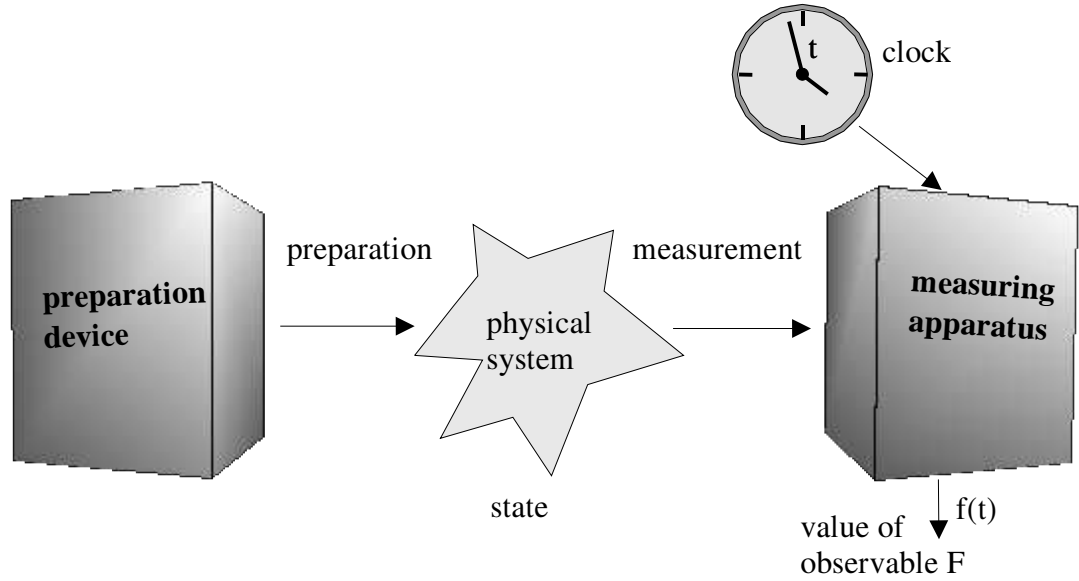


Figure 1: Schematic representation of the preparation/measurement process.

can trigger a response (measurement) in the measuring apparatus. As physical system is the most basic concept in physics, it is difficult to give a more precise definition. An intuitive understanding will be sufficient for our purposes. For example, an electron, a hydrogen atom, a book, a planet are all examples of physical systems.

Physical systems can be either *elementary* (also called *particles*) or *compound*, i.e., consisting of more than one particle.

In this book we will limit our discussion to *isolated systems*, which do not interact with the rest of the world or with any external potential. By doing this we exclude some interesting physical systems and effects, like atoms in external electric and magnetic fields. However, this does not limit the generality of our treatment. Indeed, one can always combine the atom and the field-creating device into one unified system that can be studied within the “isolated system” approach.

It is important to note that there are some prominent physical objects or notions, which will not be regarded as physical systems in this book. For example, empty space (or vacuum) is not a system in our definition. A measuring apparatus placed in vacuum is not going to register anything. There are no physical observables associated with the vacuum or empty space.

**States.** Any physical system may exist in a variety of different states: a book can be on your desk or in the library; it can be open or closed; it can be at rest or fly with a high speed. The distinction between different systems and different states of the same system is sometimes far from obvious. For example, a separated pair of particles (electron + proton) does not look like the hydrogen atom. So, one may conclude that these are two different systems. However, in reality these are two different states of the same compound system.

**Preparation and measuring devices.** Generally, preparation and measuring devices can be rather sophisticated.<sup>3</sup> It would be hopeless to include in our theoretical framework a detailed description of their design, and how they interact with the physical system. Instead, we will use an idealized representation of both the preparation and measurement acts. In particular, we will assume that the measuring apparatus is a black box whose job is to produce just one real number - the value of some observable - upon interaction with the physical system.

**Observables.** Theoretical physics is inclined to study simplest physical systems and their most fundamental observable properties (mass, velocity, spin, etc.). Clearly the measured values of observables must depend on the kind of the system being measured and on the state of this system. We emphasize this fact because there are numerical quantities in physics which are not associated with any physical system, and therefore they are not called observables. For example, the number of space dimensions (3) is not an observable, because we do not regard the space as an example of a physical system. Time is also not an observable. We cannot say that time is a property of a physical system. It is rather an attribute of the measuring apparatus, or, more exactly, an attribute of the clock associated with the measuring apparatus or observer (as shown in fig. 1). The clock assigns a certain time label to each measurement and this label does not depend on the state of the observed system. One can “measure” time even in the absence of any physical system.

We will assume exact measurability of any observable. Of course, this claim is an idealization. Clearly, there are precision limits for all real measuring apparatuses. However, we will suppose that with certain efforts one can always make more and more precise measurements, so the precision is, in

---

<sup>3</sup>e.g., accelerators, bubble chambers, etc.

principle, unlimited.<sup>4</sup> As this statement is important for future discussions in chapter 2, we formulate it as a postulate<sup>5</sup>

**Postulate 0.1 (unlimited precision of measurements)** *Each observable can be measured with any prescribed precision.*

Some observables can take a value anywhere on the real axis  $\mathbb{R}$ . The Cartesian components of position  $R_x$ ,  $R_y$ , and  $R_z$  are good examples of such observables. However there are also observables for which this is not true and the allowed values form only a subset of the real axis. Such a subset is called the *spectrum* of the observable. For example, it is known (see Chapter 5) that each component of particle's velocity cannot exceed the speed of light  $c$ , so the spectrum of the velocity components  $V_x$ ,  $V_y$ , and  $V_z$  is  $[-c, c]$ . Both position and velocity have *continuous* spectra. However, there are many observables having a *discrete* spectrum. For example, the number of particles in the system (which is also a valid observable) can only take integer values 0, 1, 2, ... Later we will also meet observables whose spectrum is a combination of discrete and continuous parts, e.g., the energy spectrum of the hydrogen atom.

**Observers.** We will call *observer*  $O$  a collection of measuring apparatuses which are designed to measure all possible observables. *Laboratory*  $(P, O)$  is a full experimental setup, i.e., a preparation device  $P$  plus observer  $O$  with all his measuring devices.

In this book we consider only *inertial* observers (= inertial frames of reference) or inertial laboratories. These are observers that move uniformly without acceleration and rotation, i.e., observers whose velocity and orientation of axes does not change with time. The importance of choosing inertial observers will become clear in subsection 1.1.1 where we will see that measurements performed by these observers must obey the principle of relativity.

---

<sup>4</sup>For example, it is impossible in practice to measure location of the electron inside the hydrogen atom. Nevertheless, we will assume that this can be done in our idealized theory. So, we will characterize the electron by its position  $\mathbf{r}$  and by a well-defined wave function  $\psi(\mathbf{r})$  in the “position space”.

<sup>5</sup>In this book we will distinguish *Postulates*, *Statements*, and *Assertions*. Postulates form a foundation of our theory. In most cases they follow undoubtedly from experiments. Statements follow logically from Postulates and we believe them to be true. Assertions are commonly accepted in the literature, but they do not have a place in the RQD approach developed in this book.

The minimal set of measuring devices associated with an observer include a yardstick for measuring distances, a clock for registering time, a fixed point of origin and three mutually perpendicular axes erected from this point. In addition to measuring properties of physical systems, our observers can also see their fellow observers. With the measuring kit described above each observer  $O$  can characterize another observer  $O'$  by ten parameters  $\{\vec{\phi}, \mathbf{v}, \mathbf{r}, t\}$ : the time difference  $t$  between the clocks of  $O$  and  $O'$ , the position vector  $\mathbf{r}$  that connects the origin of  $O$  with the origin of  $O'$ , the rotation angle<sup>6</sup>  $\vec{\phi}$  that relates the orientation of axes in  $O'$  to the orientation of axes in  $O$ , and the velocity  $\mathbf{v}$  of  $O'$  relative to  $O$ .

It is convenient to introduce the notion of *inertial transformations* of observers and laboratories. The transformations of this kind include

- rotations,
- space translations,
- time translations,
- changes of velocity or *boosts*.

There are three independent rotations (around  $x$ ,  $y$ , and  $z$  axes), three independent translations, and three independent boosts. So, totally, there are 10 distinct basic types of inertial transformations. More general inertial transformations can be made by performing two (or more) basic transformations in succession. We will postulate that for any pair of inertial observers  $O$  and  $O'$  one can always find an inertial transformation  $g$ , such that  $O' = gO$ . Conversely, the application of any inertial transformation  $g$  to any inertial observer  $O$  leads to a different inertial observer  $O' = gO$ .

An important comment should be made about the definition of “observer” used in this book. It is common to understand observer as a person (or a measuring apparatus) that exists and performs measurements for (infinitely) long time. For example, it is not unusual to find discussions of the time evolution of a physical system “from the point of view” of this or that observer. However, this colloquial definition does not fit our purposes. The problem is that with this definition the time translations obtain a status that is different from other inertial transformations: space translations, rotations, and

---

<sup>6</sup>The vector parameterization of rotations is discussed in Appendix D.5.

boosts. The time translations become associated with the observer herself. The central idea of our approach to relativity is the treatment of all ten types of inertial transformations on equal footing. Therefore, we will use a slightly different definition of observer. In our definition observers are “short-lived”. They exist and perform measurements in a short time interval and they can see only a snapshot of the world around them. Individual observers cannot “see” the time evolution of a physical system. In our approach the time evolution is described as a succession of measurements performed by a series of instantaneous observers related to each other by time translations. Then the colloquial “observer” is actually a series of our “short-lived” observers displaced in time.

**The goals of physics.** One of the most important tasks of physics is to establish the relationship between measurements performed by two different observers on the same physical system. These relationships will be referred to as *inertial transformations of observables*. In particular, if values of observables measured by  $O$  are known and the inertial transformation connecting  $O$  with  $O'$  is known as well, then we should be able to say exactly what are the values of (the same) observables measured by  $O'$ . Probably the most important and challenging task of this kind is the description of *dynamics* or *time evolution*. In this case, observers  $O'$  and  $O$  are connected by a time translation. Another important task is to compare measurements performed by observers moving with respect to each other.<sup>7</sup>

The discussion above can be summarized by indicating five essential goals of theoretical physics:

- provide a classification of physical systems;
- for each physical system give a list of observables and their spectra;
- for each physical system give a list of possible states.
- for each state of the system describe the results of measurements of relevant observables.
- given a description of the state of the system by one observer find out how other observers see the same state.

---

<sup>7</sup>e.g., Lorentz transformations



**Part I**

**QUANTUM  
ELECTRODYNAMICS**



# Chapter 1

## THE POINCARÉ GROUP

*There are more things in Heaven and on earth, dear Horacio,  
than are dreamed of in your philosophy.*

Hamlet

In this chapter we will analyze properties of inertial transformations of observers. Our goal here is to formulate the idea of the Poincaré group. In the rest of this book we will have many opportunities to appreciate the fundamental importance of this idea in relativistic physics. In our introductory discussion here, nothing will be said about physical systems, observables, and their transformations between different inertial reference frames. These issues will be discussed in later chapters.

### 1.1 Inertial observers

#### 1.1.1 The principle of relativity

As has been said in Introduction, in this book we consider only inertial laboratories. What is so special about them? The answer is that one can apply the powerful *principle of relativity* to such laboratories. The essence of this principle was best explained by Galileo more than 370 years ago [23]:

*Shut yourself up with some friend in the main cabin below  
decks on some large ship, and have with you there some flies,*

*butterflies, and other small flying animals. Have a large bowl of water with some fish in it; hang up a bottle that empties drop by drop into a wide vessel beneath it. With the ship standing still, observe carefully how the little animals fly with equal speed to all sides of the cabin. The fish swim indifferently in all directions; the drops fall into the vessel beneath; and, in throwing something to your friend, you need to throw it no more strongly in one direction than another, the distances being equal; jumping with your feet together, you pass equal spaces in every direction. When you have observed all of these things carefully (though there is no doubt that when the ship is standing still everything must happen this way), have the ship proceed with any speed you like, so long as the motion is uniform and not fluctuating this way and that. You will discover not the least change in all the effects named, nor could you tell from any of them whether the ship was moving or standing still. In jumping, you will pass on the floor the same spaces as before, nor will you make larger jumps toward the stern than towards the prow even though the ship is moving quite rapidly, despite the fact that during the time that you are in the air the floor under you will be going in a direction opposite to your jump. In throwing something to your companion, you will need no more force to get it to him whether he is in the direction of the bow or the stern, with yourself situated opposite. The droplets will fall as before into the vessel beneath without dropping towards the stern, although while the drops are in the air the ship runs many spans. The fish in the water will swim towards the front of their bowl with no more effort than toward the back, and will go with equal ease to bait placed anywhere around the edges of the bowl. Finally the butterflies and flies will continue their flights indifferently toward every side, nor will it ever happen that they are concentrated toward the stern, as if tired out from keeping up with the course of the ship, from which they will have been separated during long intervals by keeping themselves in the air.*

These observations can be translated into the statement that all inertial laboratories cannot be distinguished from the laboratory at rest by performing experiments confined to those laboratories. Any experiment performed in

one laboratory, will yield exactly the same result as an identical experiment in any other laboratory. The results will be the same independent on how far apart the laboratories are, and what are their relative orientations and velocities. Moreover, we may repeat the same experiment at any time, tomorrow, or many years later, still results will be the same. This allows us to formulate one of the most important and deep postulates in physics

**Postulate 1.1 (the principle of relativity)** *In all inertial laboratories, the laws of nature are the same: they do not change with time, they do not depend on the position and orientation of the laboratory in space and on its velocity. The laws of physics are invariant against inertial transformations of laboratories.*

### 1.1.2 Inertial transformations

Our next goal is to study inertial transformations between laboratories or observers in more detail. To do this we do not need to consider physical systems at all. It is sufficient to think about a world inhabited only by observers. The only thing these observers can do is to measure parameters  $\{\vec{\phi}; \mathbf{v}; \mathbf{r}; t\}$  of their fellow observers. It appears that even in this oversimplified world we can learn quite a few useful things about properties of inertial observers and their relationships to each other.

Let us first introduce a convenient labeling of inertial observers and inertial transformations. We choose an arbitrary observer  $O$  as our reference observer, then other examples of observers are

- (i) an observer  $\{\vec{0}; \mathbf{0}; \mathbf{0}; t_1\}O$  displaced in time by the amount  $t_1$ ;
- (ii) an observer  $\{\vec{0}; \mathbf{0}; \mathbf{r}_1; 0\}O$  shifted in space by the vector  $\mathbf{r}_1$ ;
- (iii) an observer  $\{\vec{0}; \mathbf{v}_1; \mathbf{0}; 0\}O$  moving with velocity  $\mathbf{v}_1$ ;
- (iv) an observer  $\{\vec{\phi}_1; \mathbf{0}; \mathbf{0}; 0\}O$  rotated by the vector  $\vec{\phi}_1$ .

Suppose now that we have three different inertial observers  $O$ ,  $O'$ , and  $O''$ . There is an inertial transformation  $\{\vec{\phi}_1; \mathbf{v}_1; \mathbf{r}_1; t_1\}$  which connects  $O$  and  $O'$

$$O' = \{\vec{\phi}_1; \mathbf{v}_1; \mathbf{r}_1; t_1\}O \quad (1.1)$$

where parameters  $\vec{\phi}_1$ ,  $\mathbf{v}_1$ ,  $\mathbf{r}_1$ , and  $t_1$  are measured by the ruler and clock belonging to the reference frame  $O$  with respect to its basis vectors. Similarly, there is an inertial transformation that connects  $O'$  and  $O''$

$$O'' = \{\vec{\phi}_2; \mathbf{v}_2; \mathbf{r}_2; t_2\}O' \quad (1.2)$$

where parameters  $\vec{\phi}_2$ ,  $\mathbf{v}_2$ ,  $\mathbf{r}_2$ , and  $t_2$  are defined with respect to the basis vectors, ruler, and clock of the observer  $O'$ . Finally, there is a transformation that connects  $O$  and  $O''$

$$O'' = \{\vec{\phi}_3; \mathbf{v}_3; \mathbf{r}_3; t_3\}O \quad (1.3)$$

with all transformation parameters referring to  $O$ . We can represent the transformation (1.3) as a *composition* or *product* of transformations (1.1) and (1.2)

$$\{\vec{\phi}_3; \mathbf{v}_3; \mathbf{r}_3; t_3\} = \{\vec{\phi}_2; \mathbf{v}_2; \mathbf{r}_2; t_2\}\{\vec{\phi}_1; \mathbf{v}_1; \mathbf{r}_1; t_1\} \quad (1.4)$$

Apparently, this product has the property of associativity.<sup>1</sup> There exists a trivial (*identity*) transformation  $\{\vec{0}; \mathbf{0}; \mathbf{0}; 0\}$  that leaves all observers unchanged, and for each inertial transformation  $\{\vec{\phi}; \mathbf{v}; \mathbf{r}; t\}$  there is the inverse transformation  $\{\vec{\phi}; \mathbf{v}; \mathbf{r}; t\}^{-1}$  such that their product is the identity transformation

$$\{\vec{\phi}; \mathbf{v}; \mathbf{r}; t\}\{\vec{\phi}; \mathbf{v}; \mathbf{r}; t\}^{-1} = \{\vec{\phi}; \mathbf{v}; \mathbf{r}; t\}^{-1}\{\vec{\phi}; \mathbf{v}; \mathbf{r}; t\} = \{\vec{0}; \mathbf{0}; \mathbf{0}; 0\} \quad (1.5)$$

In other words, the set of inertial transformations forms a group (see Appendix A.2) with respect to the product (1.4). Moreover, since these transformations smoothly depend on their parameters, this is a Lie group (see Appendix E). The Lie group of inertial transformations of observers plays a central role in physics, as we will see time and again throughout this book. The main goal of the present chapter is to study the properties of this group in some detail. In particular, we will need expressions for the multiplication (1.4) and inversion (1.5) laws.<sup>2</sup>

---

<sup>1</sup>see eq. (A.1)

<sup>2</sup>see Appendix A.2

First we notice that a general inertial transformation  $\{\vec{\phi}; \mathbf{v}; \mathbf{r}; t\}$  can be represented as a product of basic transformations (i) - (iv). As these basic transformations generally do not commute, we need to agree on a canonical order in this product. For our purposes the following choice is convenient

$$\{\vec{\phi}; \mathbf{v}; \mathbf{r}; t\}O = \{\vec{\phi}; \mathbf{0}; \mathbf{0}; 0\}\{\vec{0}; \mathbf{v}; \mathbf{0}; 0\}\{\vec{0}; \mathbf{0}; \mathbf{r}; 0\}\{\mathbf{0}; \mathbf{0}; \vec{0}; t\}O \quad (1.6)$$

This means that in order to obtain observer  $O' = \{\vec{\phi}; \mathbf{v}; \mathbf{r}; t\}O$  we first shift observer  $O$  in time by the amount  $t$ , then shift the time-translated observer by the vector  $\mathbf{r}$ , then give it velocity  $\mathbf{v}$ , and finally rotate the obtained observer by the angle  $\vec{\phi}$ .

## 1.2 The Galilei group

In this section we begin our study of the group of inertial transformations by considering a non-relativistic world in which observers move with low speeds. This is a relatively easy task, because in these derivations we can use our everyday experience and “common sense”. The relativistic group of transformations will be approached in section 1.3 as a formal generalization of the Galilei group derived here.

### 1.2.1 The multiplication law of the Galilei group

Let us first consider four examples of eq. (1.4) in which  $\{\vec{\phi}_1; \mathbf{v}_1; \mathbf{r}_1; t_1\}$  is a general inertial transformation and  $\{\vec{\phi}_2; \mathbf{v}_2; \mathbf{r}_2; t_2\}$  is one of the basic transformations from the list (i) - (iv). Applying a time translation to a general reference frame  $\{\vec{\phi}_1; \mathbf{v}_1; \mathbf{r}_1; t_1\}O$  will change its time label and change its position in space according to equation

$$\{\vec{0}; \mathbf{0}; \mathbf{0}; t_2\}\{\vec{\phi}_1; \mathbf{v}_1; \mathbf{r}_1; t_1\}O = \{\vec{\phi}_1; \mathbf{v}_1; \mathbf{r}_1 + \mathbf{v}_1 t_2; t_1 + t_2\}O \quad (1.7)$$

Space translations affect the position

$$\{\vec{0}; \mathbf{0}; \mathbf{r}_2; 0\}\{\vec{\phi}_1; \mathbf{v}_1; \mathbf{r}_1; t_1\}O = \{\vec{\phi}_1; \mathbf{v}_1; \mathbf{r}_1 + \mathbf{r}_2; t_1\}O \quad (1.8)$$

Boosts change the velocity

$$\{\vec{0}; \mathbf{v}_2; \mathbf{0}; 0\} \{\vec{\phi}_1; \mathbf{v}_1; \mathbf{r}_1; t_1\} O = \{\vec{\phi}_1; \mathbf{v}_1 + \mathbf{v}_2; \mathbf{r}_1; t_1\} O \quad (1.9)$$

Rotations affect all vector parameters<sup>3</sup>

$$\{\vec{\phi}_2; \mathbf{0}; \mathbf{0}; 0\} \{\vec{\phi}_1; \mathbf{v}_1; \mathbf{r}_1; t_1\} O = \{\Phi(R_{\vec{\phi}_2} R_{\vec{\phi}_1}); R_{\vec{\phi}_2} \mathbf{v}_1; R_{\vec{\phi}_2} \mathbf{r}_1; t_1\} O \quad (1.10)$$

Now we can calculate the product of two general inertial transformations in (1.4) by using (1.6) - (1.10)<sup>4</sup>

$$\begin{aligned} & \{\vec{\phi}_2; \mathbf{v}_2; \mathbf{r}_2; t_2\} \{\vec{\phi}_1; \mathbf{v}_1; \mathbf{r}_1; t_1\} \\ &= \{\vec{\phi}_2; \mathbf{0}; \mathbf{0}; 0\} \{\vec{0}; \mathbf{v}_2; \mathbf{0}; 0\} \{\vec{0}; \mathbf{0}; \mathbf{r}_2; 0\} \{\vec{0}; \mathbf{0}; \mathbf{0}; t_2\} \{\vec{\phi}_1; \mathbf{v}_1; \mathbf{r}_1; t_1\} \\ &= \{\vec{\phi}_2; \mathbf{0}; \mathbf{0}; 0\} \{\vec{0}; \mathbf{v}_2; \mathbf{0}; 0\} \{\vec{0}; \mathbf{0}; \mathbf{r}_2; 0\} \{\vec{\phi}_1; \mathbf{v}_1; \mathbf{r}_1 + \mathbf{v}_1 t_2; t_1 + t_2\} \\ &= \{\vec{\phi}_2; \mathbf{0}; \mathbf{0}; 0\} \{\vec{0}; \mathbf{v}_2; \mathbf{0}; 0\} \{\vec{\phi}_1; \mathbf{v}_1; \mathbf{r}_1 + \mathbf{v}_1 t_2 + \mathbf{r}_2; t_1 + t_2\} \\ &= \{\vec{\phi}_2; \mathbf{0}; \mathbf{0}; 0\} \{\vec{\phi}_1; \mathbf{v}_1 + \mathbf{v}_2; \mathbf{r}_1 + \mathbf{v}_1 t_2 + \mathbf{r}_2; t_1 + t_2\} \\ &= \{\Phi(R_{\vec{\phi}_2} R_{\vec{\phi}_1}); R_{\vec{\phi}_2}(\mathbf{v}_1 + \mathbf{v}_2); R_{\vec{\phi}_2}(\mathbf{r}_1 + \mathbf{v}_1 t_2 + \mathbf{r}_2); t_1 + t_2\} \end{aligned} \quad (1.11)$$

By direct substitution to equation (1.5) it is easy to check that the inverse of a general inertial transformation  $\{\vec{\phi}; \mathbf{v}; \mathbf{r}; t\}$  is

$$\{\vec{\phi}; \mathbf{v}; \mathbf{r}; t\}^{-1} = \{-\vec{\phi}; -\mathbf{v}; -\mathbf{r} + \mathbf{v}t; -t\} \quad (1.12)$$

Eqs. (1.11) and (1.12) are multiplication and inversion laws which fully determine the structure of the Lie group of inertial transformations in non-relativistic physics. This group is called the *Galilei group*.

### 1.2.2 Lie algebra of the Galilei group

In physical applications the Lie algebra of the group of inertial transformations plays even greater role than the group itself. According to our discussion in Appendix E, we can obtain the basis  $(\mathcal{H}, \vec{\mathcal{P}}, \vec{\mathcal{K}}, \vec{\mathcal{J}})$  in the Lie algebra

<sup>3</sup>For definition of rotation matrices  $R_{\vec{\phi}}$  and function  $\Phi$  see Appendix D.5.

<sup>4</sup>Note that often the product of Galilei transformations is written in other forms (see, e.g. section 3.2 in [24]). This is because these authors assume different order of factors in formula (1.6).



of generators of the Galilei group by taking derivatives with respect to parameters of one-parameter subgroups. For example, the generator of time translations is

$$\mathcal{H} = \lim_{t \rightarrow 0} \frac{d}{dt} \{\vec{0}; \mathbf{0}; \mathbf{0}; t\}$$

For generators of space translations and boosts along the  $x$ -axis we obtain<sup>5</sup>

$$\begin{aligned} \mathcal{P}_x &= \lim_{x \rightarrow 0} \frac{d}{dx} \{\vec{0}; x, 0, 0; \mathbf{0}; 0\} \\ \mathcal{K}_x &= \lim_{v \rightarrow 0} \frac{d}{dv} \{\vec{0}; \mathbf{0}; v, 0, 0; 0\} \end{aligned}$$

The generator of rotations around the  $x$ -axis is

$$\mathcal{J}_x = \lim_{\phi \rightarrow 0} \frac{d}{d\phi} \{\phi, 0, 0; \mathbf{0}; \mathbf{0}; 0\}$$

Similar formulas are valid for  $y$ - and  $z$ -components. According to (E.1) we can also express finite transformations as exponents of generators

$$\{\vec{0}; \mathbf{0}; \mathbf{0}; t\} = e^{\mathcal{H}t} \approx 1 + \mathcal{H}t \quad (1.13)$$

$$\{\vec{0}; \mathbf{0}; \mathbf{r}; 0\} = e^{\vec{\mathcal{P}}\mathbf{r}} \approx 1 + \vec{\mathcal{P}}\mathbf{r} \quad (1.14)$$

$$\{\vec{0}; \mathbf{v}; \mathbf{0}; t\} = e^{\vec{\mathcal{K}}\mathbf{v}} \approx 1 + \vec{\mathcal{K}}\mathbf{v} \quad (1.15)$$

$$\{\vec{\phi}; \mathbf{0}; \mathbf{0}; 0\} = e^{\vec{\mathcal{J}}\vec{\phi}} \approx 1 + \vec{\mathcal{J}}\vec{\phi}$$

Then each group element can be represented in its canonical form (1.6) as the following function of parameters

$$\begin{aligned} \{\vec{\phi}; \mathbf{v}; \mathbf{r}; t\} &\equiv \{\vec{\phi}; \mathbf{0}; \mathbf{0}; 0\} \{\vec{0}; \mathbf{v}; \mathbf{0}; 0\} \{\vec{0}; \mathbf{0}; \mathbf{r}; 0\} \{\mathbf{0}; \mathbf{0}; \vec{0}; t\} \\ &= e^{\vec{\mathcal{J}}\vec{\phi}} e^{\vec{\mathcal{K}}\mathbf{v}} e^{\vec{\mathcal{P}}\mathbf{r}} e^{\mathcal{H}t} \end{aligned} \quad (1.16)$$

---

<sup>5</sup>We denote 3-vector quantities either by vector symbol (e.g.  $\vec{0}$  or  $\mathbf{0}$ ) or by their components (e.g.,  $(x,0,0)$ ).

Let us now find the commutation relations between generators, i.e., the structure constants of the *Galilei Lie algebra*. Consider, for example, translations in time and space. From eq. (1.11) we have

$$\{\vec{0}; \mathbf{0}; \mathbf{0}; t\} \{\vec{0}; \mathbf{0}; x, 0, 0; 0\} = \{\vec{0}; \mathbf{0}; x, 0, 0; 0\} \{\vec{0}; \mathbf{0}; \mathbf{0}; t\}$$

This implies

$$\begin{aligned} e^{\mathcal{H}t} e^{\mathcal{P}_x x} &= e^{\mathcal{P}_x x} e^{\mathcal{H}t} \\ 1 &= e^{\mathcal{P}_x x} e^{\mathcal{H}t} e^{-\mathcal{P}_x x} e^{-\mathcal{H}t} \end{aligned}$$

Using eqs. (1.13) and (1.14) for the exponents we can write to the first order in  $x$  and to the first order in  $t$

$$\begin{aligned} 1 &\approx (1 + \mathcal{P}_x x)(1 + \mathcal{H}t)(1 - \mathcal{P}_x x)(1 - \mathcal{H}t) \\ &\approx 1 + \mathcal{P}_x \mathcal{H}xt - \mathcal{P}_x \mathcal{H}xt - \mathcal{H} \mathcal{P}_x xt + \mathcal{P}_x \mathcal{H}xt \\ &= 1 - \mathcal{H} \mathcal{P}_x xt + \mathcal{P}_x \mathcal{H}xt \end{aligned}$$

hence

$$[\mathcal{P}_x, \mathcal{H}] \equiv \mathcal{P}_x \mathcal{H} - \mathcal{H} \mathcal{P}_x = 0$$

So, generators of space and time translations commute. Similarly we obtain commutators

$$[\mathcal{H}, \mathcal{P}_i] = [\mathcal{P}_i, \mathcal{P}_j] = [\mathcal{K}_i, \mathcal{K}_j] = 0$$

for any  $i, j = x, y, z$  (or  $i, j = 1, 2, 3$ ). The composition of a time translation and a boost is more interesting since they do not commute. We calculate from eq. (1.11)

$$\begin{aligned} e^{\mathcal{K}_x v} e^{\mathcal{H}t} e^{-\mathcal{K}_x v} &= \{\vec{0}; v, 0, 0; \mathbf{0}, 0\} \{\vec{0}; \mathbf{0}; \mathbf{0}; t\} \{\vec{0}; -v, 0, 0; \mathbf{0}, 0\} \\ &= \{\vec{0}; v, 0, 0; \mathbf{0}, 0\} \{\vec{0}; -v, 0, 0; -vt, 0, 0; t\} \\ &= \{\vec{0}; 0, 0, 0; -vt, 0, 0; t\} \\ &= e^{\mathcal{H}t} e^{-\mathcal{P}_x vt} \end{aligned}$$

Therefore, using eqs (1.13), (1.15), and (E.13) we obtain

$$\mathcal{H}t + [\mathcal{K}_x, \mathcal{H}]vt = \mathcal{H}t - \mathcal{P}_xvt$$

and

$$[\mathcal{K}_x, \mathcal{H}] = -\mathcal{P}_x$$

Proceeding in a similar fashion for other pairs of transformations we obtain the full set of commutation relations for the Lie algebra of the Galilei group.

$$[\mathcal{J}_i, \mathcal{P}_j] = \sum_{k=1}^3 \epsilon_{ijk} \mathcal{P}_k \quad (1.17)$$

$$[\mathcal{J}_i, \mathcal{J}_j] = \sum_{k=1}^3 \epsilon_{ijk} \mathcal{J}_k \quad (1.18)$$

$$[\mathcal{J}_i, \mathcal{K}_j] = \sum_{k=1}^3 \epsilon_{ijk} \mathcal{K}_k \quad (1.19)$$

$$[\mathcal{J}_i, \mathcal{H}] = 0 \quad (1.20)$$

$$[\mathcal{P}_i, \mathcal{P}_j] = [\mathcal{P}_i, \mathcal{H}] = 0 \quad (1.21)$$

$$[\mathcal{K}_i, \mathcal{K}_j] = 0 \quad (1.22)$$

$$[\mathcal{K}_i, \mathcal{P}_j] = 0 \quad (1.23)$$

$$[\mathcal{K}_i, \mathcal{H}] = -\mathcal{P}_i \quad (1.24)$$

From these commutators one can identify several important sub-algebras of the Galilei Lie algebra and, therefore, subgroups of the Galilei group. In particular, there is an Abelian subgroup of space and time translations (with generators  $\vec{\mathcal{P}}$  and  $\mathcal{H}$ , respectively), a subgroup of rotations (with generators  $\vec{\mathcal{J}}$ ), and an Abelian subgroup of boosts (with generators  $\vec{\mathcal{K}}$ ).

### 1.2.3 Transformations of generators under rotations

Consider two reference frames  $O$  and  $O'$  connected to each other by the group element  $g$ :

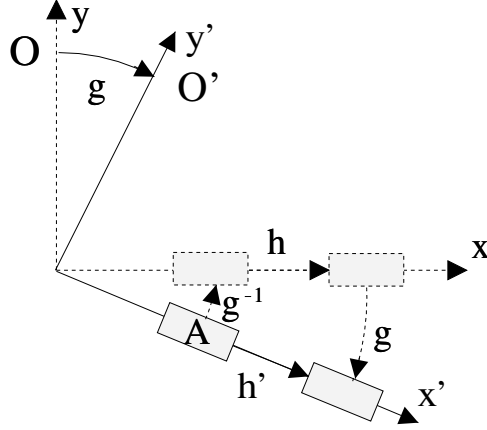


Figure 1.1: Connection between similar transformations in different reference frames.

$$O' = gO$$

Suppose that observer  $O$  performs an inertial transformation with the group element  $h$  (e.g.,  $h$  is a translation along the  $x$ -axis). We want to find a transformation  $h'$  which is related to the observer  $O'$  in the same way as  $h$  is related to  $O$  (i.e.,  $h'$  is the translation along the  $x'$ -axis belonging to the observer  $O'$ ). As seen from the example in Fig. 1.1,<sup>6</sup> the transformation  $h'$  of the object  $A$  can be obtained by first going from  $O'$  to  $O$ , performing translation  $h$  there, and then returning back to the reference frame  $O'$

$$h' = ghg^{-1}$$

Similarly, if  $\mathcal{A}$  is a generator of an inertial transformation in the reference frame  $O$ , then

$$\mathcal{A}' = g\mathcal{A}g^{-1} \tag{1.25}$$

---

<sup>6</sup>in which  $g = \exp J_z \phi$  is a rotation around the  $z$ -axis that is perpendicular to the page

is “the same” generator in the reference frame  $O' = gO$ .

Let us consider the effect of rotation around the  $z$ -axis on generators of the Galilei group. We can write

$$\begin{aligned}\mathcal{A}'_x \equiv \mathcal{A}_x(\phi) &= e^{\mathcal{J}_z \phi} \mathcal{A}_x e^{-\mathcal{J}_z \phi} \\ \mathcal{A}'_y \equiv \mathcal{A}_y(\phi) &= e^{\mathcal{J}_z \phi} \mathcal{A}_y e^{-\mathcal{J}_z \phi} \\ \mathcal{A}'_z \equiv \mathcal{A}_z(\phi) &= e^{\mathcal{J}_z \phi} \mathcal{A}_z e^{-\mathcal{J}_z \phi}\end{aligned}$$

where  $\vec{\mathcal{A}}$  is any of the generators  $\vec{\mathcal{P}}$ ,  $\vec{\mathcal{J}}$  or  $\vec{\mathcal{K}}$ . From commutators (1.17) - (1.19) we obtain

$$\begin{aligned}\frac{\partial}{\partial \phi} \mathcal{A}_x(\phi) &= e^{\mathcal{J}_z \phi} (\mathcal{J}_z \mathcal{A}_x - \mathcal{A}_x \mathcal{J}_z) e^{-\mathcal{J}_z \phi} = e^{\mathcal{J}_z \phi} \mathcal{A}_y e^{-\mathcal{J}_z \phi} = \mathcal{A}_y(\phi) \quad (1.26) \\ \frac{\partial}{\partial \phi} \mathcal{A}_y(\phi) &= e^{\mathcal{J}_z \phi} (\mathcal{J}_z \mathcal{A}_y - \mathcal{A}_y \mathcal{J}_z) e^{-\mathcal{J}_z \phi} = -e^{\mathcal{J}_z \phi} \mathcal{A}_x e^{-\mathcal{J}_z \phi} = -\mathcal{A}_x(\phi) \\ \frac{\partial}{\partial \phi} \mathcal{A}_z(\phi) &= e^{\mathcal{J}_z \phi} (\mathcal{J}_z \mathcal{A}_z - \mathcal{A}_z \mathcal{J}_z) e^{-\mathcal{J}_z \phi} = 0 \quad (1.27)\end{aligned}$$

Taking a derivative of eq. (1.26) by  $\phi$  we obtain a second order differential equation

$$\frac{\partial^2}{\partial^2 \phi} \mathcal{A}_x(\phi) = \frac{\partial}{\partial \phi} \mathcal{A}_y(\phi) = -\mathcal{A}_x(\phi)$$

with the general solution

$$\mathcal{A}_x(\phi) = \mathcal{B} \cos \phi + \mathcal{D} \sin \phi$$

From the initial conditions we obtain

$$\begin{aligned}\mathcal{B} &= \mathcal{A}_x(0) = \mathcal{A}_x \\ \mathcal{D} &= \left. \frac{d}{d\phi} \mathcal{A}_x(\phi) \right|_{\phi=0} = \mathcal{A}_y\end{aligned}$$

so that finally

$$\mathcal{A}_x(\phi) = \mathcal{A}_x \cos \phi + \mathcal{A}_y \sin \phi \quad (1.28)$$

Similar calculations show that

$$\mathcal{A}_y(\phi) = -\mathcal{A}_x \sin \phi + \mathcal{A}_y \cos \phi \quad (1.29)$$

$$\mathcal{A}_z(\phi) = \mathcal{A}_z \quad (1.30)$$

Comparing (1.28) - (1.30) with eq. (D.10), we see that

$$\mathcal{A}'_i = e^{\mathcal{J}_z \phi} \mathcal{A}_i e^{-\mathcal{J}_z \phi} = \sum_{j=1}^3 (R_z)_{ij} \mathcal{A}_j \quad (1.31)$$

where  $R_z$  is the rotation matrix. As shown in eq. (D.19), we can find the result of application of a general rotation  $\{\vec{\phi}; \mathbf{0}; \mathbf{0}; 0\}$  to generators  $\vec{\mathcal{A}}$

$$\begin{aligned} \vec{\mathcal{A}}' &= e^{\vec{\mathcal{J}} \cdot \vec{\phi}} \vec{\mathcal{A}} e^{-\vec{\mathcal{J}} \cdot \vec{\phi}} \\ &= \vec{\mathcal{A}} \cos \phi + \frac{\vec{\phi}}{\phi} (\vec{\mathcal{A}} \cdot \frac{\vec{\phi}}{\phi}) (1 - \cos \phi) - \vec{\mathcal{A}} \times \frac{\vec{\phi}}{\phi} \sin \phi \\ &= R_{\vec{\phi}} \vec{\mathcal{A}} \end{aligned}$$

This means that  $\vec{\mathcal{P}}$ ,  $\vec{\mathcal{J}}$ , and  $\vec{\mathcal{K}}$  are 3-vectors.<sup>7</sup> The commutator (1.20) obviously means that  $\mathcal{H}$  is a 3-scalar.

### 1.2.4 Space inversions

We will not consider physical consequences of discrete transformations (inversion and time reversal) in this book. It is physically impossible to prepare an exact mirror image or a time-reversed image of a laboratory, so the relativity postulate has nothing to say about such transformations. Indeed, it has been proven by experiment that these discrete symmetries are not exact. Nevertheless, we will find it useful to know how generators behave with

---

<sup>7</sup>see Appendix D.2

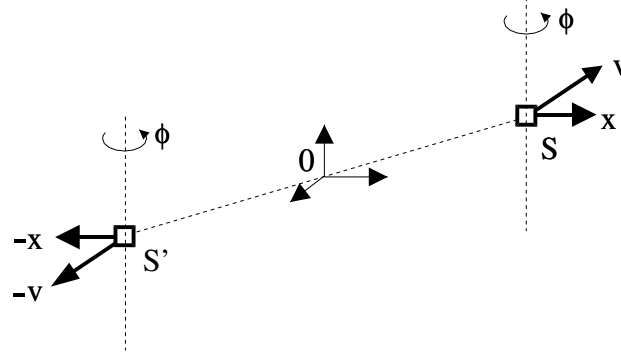


Figure 1.2: Transformation of generators under space inversion.

respect to space inversions. Suppose we have a classical system  $S$  and its inversion image  $S'$  (see Fig. 1.2) with respect to the origin  $0$ . The question is: how the image  $S'$  will transform if we apply a certain inertial transformation to  $S$ ?

Apparently, if we shift  $S$  by vector  $\mathbf{x}$ , then  $S'$  will be shifted by  $-\mathbf{x}$ . This can be interpreted as the change of sign of the generator of translation  $\vec{\mathcal{P}}$  under inversion. The same with boost: the inverted image  $S'$  acquires velocity  $-\mathbf{v}$  if the original was boosted by  $\mathbf{v}$ . So, inversion changes the sign of the boost generator as well

$$\vec{\mathcal{K}} \rightarrow -\vec{\mathcal{K}} \quad (1.32)$$

Vectors, such as  $\vec{\mathcal{P}}$  and  $\vec{\mathcal{K}}$ , changing their sign after inversion are called *true vectors*. However, the generator of rotation  $\vec{\mathcal{J}}$  is not a true vector. Indeed, if we rotate  $S$  by angle  $\phi$ , then the image  $S'$  is also rotated by the same angle (see fig. 1.2). So,  $\vec{\mathcal{J}}$  does not change the sign after inversion. Such vectors are called *pseudovectors*. Similarly we can introduce the notions of true scalars/pseudoscalars and true tensors/pseudotensors. It is conventional to define their properties in a way opposite to those of true vectors/pseudovectors. In particular, true scalars and true tensors (of rank 2) do not change their sign after inversion. For example,  $\mathcal{H}$  is a true scalar. Pseu-

doscalars and pseudotensors (of rank 2) do change their sign after inversion.

## 1.3 The Poincaré group

It appears that the Galilei group described above is valid only for observers moving with low speeds. In the general case a different multiplication law should be used and the group of inertial transformations is, in fact, the Poincaré group (also known as the *inhomogeneous Lorentz group*). This is a very important lesson of the theory of relativity developed in the beginning of the 20th century by Einstein, Lorentz, and Poincaré.

Derivation of the relativistic group of inertial transformations is a difficult task, because we lack experience of dealing with fast-moving objects in our everyday life. So, we will use some more formal mathematical arguments instead. In this section we will find that there is basically a unique way to obtain the Lie algebra of the Poincaré group by generalizing the commutation relations of the Galilei Lie algebra (1.17) - (1.24), so that they remain compatible with some simple physical requirements.

### 1.3.1 Lie algebra of the Poincaré group

When we derived commutation relations of the Galilei algebra in the preceding section, we used some “common sense” ideas about how inertial transformations may affect parameters (positions, velocities, etc.) of observers. We can be confident about the validity of Galilei commutators involving generators of space and time translations and rotations, because properties of these transformations have been verified in everyday life and in physical experiments over a wide range of involved parameters (distances, times, and angles). The situation with respect to boosts is quite different. Normally, we do not experience high speeds in our life, and we lack any physical intuition that was so helpful in deriving the Galilei Lie algebra. Therefore the arguments that lead us to the commutation relations involving boost generators<sup>8</sup> may be not exact, and these formulas may be just approximations that can be tolerated only for low-speed observers. So, we will base our derivation of the relativistic group of inertial transformations on the following ideas.

---

<sup>8</sup>for example, the formula for addition of velocities in eq. (1.9)



- (I) Just as in the non-relativistic world, the set of inertial transformations should remain a 10-parameter Lie group. However, commutation relations in the exact (Poincaré) Lie algebra are expected to be different from the Galilei commutators (1.17) - (1.24).
- (II) The Galilei group does a good job in describing the low-speed transformations, and the speed of light  $c$  is a natural measure of speed. Therefore we may guess that the correct commutators should include  $c$  as a parameter, and they must tend to the Galilei commutators in the limit  $c \rightarrow \infty$ .<sup>9</sup>
- (III) We will assume that only commutators involving boosts may be subject to revision.
- (IV) We will further assume that relativistic generators of boosts  $\vec{\mathcal{K}}$  still form components of a true vector, so eqs. (1.19) and (1.32) remain valid.

Summarizing requirements (I) - (IV), we can write the following relativistic generalizations of commutators (1.22) - (1.24)

$$[\mathcal{K}_i, \mathcal{P}_j] = \mathcal{U}_{ij} \quad (1.33)$$

$$[\mathcal{K}_i, \mathcal{K}_j] = \mathcal{T}_{ij} \quad (1.34)$$

$$[\mathcal{K}_i, \mathcal{H}] = -\mathcal{P}_i + \mathcal{V}_i$$

where  $\mathcal{T}_{ij}$ ,  $\mathcal{U}_{ij}$ , and  $\mathcal{V}_i$  are some yet unknown linear combinations of generators. The coefficients of these linear combinations must be selected in such a way that all Lie algebra properties (in particular, the Jacobi identity (E.10)) are preserved. Let us try to satisfy these conditions step by step.

First note that commutator  $[\mathcal{K}_i, \mathcal{P}_j]$  is a 3-tensor. Indeed, using eq. (1.31) we obtain the tensor transformation law (D.13)

$$\begin{aligned} e^{\vec{\mathcal{J}}\vec{\phi}}[\mathcal{K}_i, \mathcal{P}_j]e^{-\vec{\mathcal{J}}\vec{\phi}} &= \left[ \sum_{k=1}^3 R_{ik}(\vec{\phi})\mathcal{K}_k, \sum_{l=1}^3 R_{jl}(\vec{\phi})\mathcal{P}_l \right] \\ &= \sum_{kl=1}^3 R_{ik}(\vec{\phi})R_{jl}(\vec{\phi})[\mathcal{K}_k, \mathcal{P}_l] \end{aligned}$$

---

<sup>9</sup>Note that here we do not assume that  $c$  is a limiting speed or that the speed of light is invariant. These facts will come out as a result of application of our approach in subsection 5.4.1.

Since both  $\vec{\mathcal{K}}$  and  $\vec{\mathcal{P}}$  change the sign upon inversion, this a true tensor. Therefore  $\mathcal{U}_{ij}$  must be a true tensor as well. This tensor should be constructed as a linear function of generators among which we have a true scalar  $\mathcal{H}$ , a pseudovector  $\vec{\mathcal{J}}$ , and two true vectors  $\vec{\mathcal{P}}$  and  $\vec{\mathcal{K}}$ . According to our discussion in Appendix D.4, the only way to make a true tensor is by using formulas in the first and third rows in table D.1. Therefore, the most general expression for the commutator (1.33) is

$$[\mathcal{K}_i, \mathcal{P}_j] = -\beta \mathcal{H} \delta_{ij} + \gamma \sum_{k=1}^3 \epsilon_{ijk} \mathcal{J}_k$$

where  $\beta$  and  $\gamma$  are yet unspecified real constants.

Similar arguments suggest that  $\mathcal{T}_{ij}$  is also a true tensor. Due to the relationship

$$[\mathcal{K}_i, \mathcal{K}_j] = -[\mathcal{K}_j, \mathcal{K}_i]$$

this tensor must be antisymmetric with respect to indices  $i$  and  $j$ . This excludes the term proportional to  $\delta_{ij}$ , hence

$$[\mathcal{K}_i, \mathcal{K}_j] = \alpha \sum_{k=1}^3 \epsilon_{ijk} \mathcal{J}_k,$$

where  $\alpha$  is, again, an undefined constant.

The quantity  $\mathcal{V}_i$  in eq. (1.34) must be a true vector, so, the most general form of the commutator (1.34) is

$$[\mathcal{K}_i, \mathcal{H}] = -(1 + \sigma) \mathcal{P}_i + \kappa \mathcal{K}_i.$$

So, we have reduced the task of generalization of Galilei commutators to finding just five real parameters  $\alpha, \beta, \gamma, \kappa$ , and  $\sigma$ . To do that, let us first use the following Jacobi identity

$$\begin{aligned} 0 &= [\mathcal{P}_x, [\mathcal{K}_x, \mathcal{H}]] + [\mathcal{K}_x, [\mathcal{H}, \mathcal{P}_x]] + [\mathcal{H}, [\mathcal{P}_x, \mathcal{K}_x]] \\ &= \kappa [\mathcal{P}_x, \mathcal{K}_x] \\ &= \beta \kappa \mathcal{H} \end{aligned}$$

which implies

$$\beta\kappa = 0 \quad (1.35)$$

Similarly,

$$\begin{aligned} 0 &= [\mathcal{K}_x, [\mathcal{K}_y, \mathcal{P}_y]] + [\mathcal{K}_y, [\mathcal{P}_y, \mathcal{K}_x]] + [\mathcal{P}_y, [\mathcal{K}_x, \mathcal{K}_y]] \\ &= -\beta[\mathcal{K}_x, \mathcal{H}] - \gamma[\mathcal{K}_y, \mathcal{J}_z] + \alpha[\mathcal{P}_y, \mathcal{J}_z] \\ &= \beta(1 + \sigma)\mathcal{P}_x - \beta\kappa\mathcal{K}_x - \gamma\mathcal{K}_x + \alpha\mathcal{P}_x \\ &= (\alpha + \beta + \beta\sigma)\mathcal{P}_x - (\beta\kappa + \gamma)\mathcal{K}_x \\ &= (\alpha + \beta + \beta\sigma)\mathcal{P}_x - \gamma\mathcal{K}_x \end{aligned}$$

implies

$$\alpha = -\beta(1 + \sigma) \quad (1.36)$$

$$\gamma = 0 \quad (1.37)$$

The system of equations (1.35) - (1.36) has two possible solutions (in both cases  $\sigma$  remains undefined)

(i) If  $\beta \neq 0$ , then  $\alpha = -\beta(1 + \sigma)$  and  $\kappa = 0$ .

(ii) If  $\beta = 0$ , then  $\alpha = 0$  and  $\kappa$  is arbitrary.

From the condition (II) we know that parameters  $\alpha, \beta, \sigma, \kappa$  must depend on  $c$  and tend to zero as  $c \rightarrow \infty$

$$\lim_{c \rightarrow \infty} \kappa = \lim_{c \rightarrow \infty} \sigma = \lim_{c \rightarrow \infty} \alpha = \lim_{c \rightarrow \infty} \beta = 0 \quad (1.38)$$

Additional insight into the values of these parameters may be obtained by examining their dimensions. To keep the arguments of exponents in (1.16) dimensionless we must assume the following dimensionalities (denoted by angle brackets) of the generators

$$\begin{aligned}
\langle \mathcal{H} \rangle &= \langle time \rangle^{-1} \\
\langle \mathcal{P} \rangle &= \langle distance \rangle^{-1} \\
\langle \mathcal{K} \rangle &= \langle speed \rangle^{-1} \\
\langle \mathcal{J} \rangle &= \langle angle \rangle^{-1} = dimensionless
\end{aligned}$$

It then follows that

$$\begin{aligned}
\langle \alpha \rangle &= \frac{\langle \mathcal{K} \rangle^2}{\langle \mathcal{J} \rangle} = \langle speed \rangle^{-2} \\
\langle \beta \rangle &= \frac{\langle \mathcal{K} \rangle \langle \mathcal{P} \rangle}{\langle \mathcal{H} \rangle} = \langle speed \rangle^{-2} \\
\langle \kappa \rangle &= \langle \mathcal{H} \rangle = \langle time \rangle^{-1} \\
\langle \sigma \rangle &= dimensionless
\end{aligned}$$

and we can satisfy condition (1.38) only by setting  $\kappa = \sigma = 0$  (i.e., the choice (i) above) and assuming  $\beta = -\alpha \propto c^{-2}$ . This approach does not specify the coefficient of proportionality between  $\beta$  (and  $-\alpha$ ) and  $c^{-2}$ . To be in agreement with experimental data we must choose this coefficient equal to 1.

$$\beta = -\alpha = \frac{1}{c^2}$$

Then the resulting commutators are

$$[\mathcal{J}_i, \mathcal{P}_j] = \sum_{k=1}^3 \epsilon_{ijk} \mathcal{P}_k \quad (1.39)$$

$$[\mathcal{J}_i, \mathcal{J}_j] = \sum_{k=1}^3 \epsilon_{ijk} \mathcal{J}_k \quad (1.40)$$

$$[\mathcal{J}_i, \mathcal{K}_j] = \sum_{k=1}^3 \epsilon_{ijk} \mathcal{K}_k \quad (1.41)$$

$$[\mathcal{J}_i, \mathcal{H}] = 0 \quad (1.42)$$

$$[\mathcal{P}_i, \mathcal{P}_j] = [\mathcal{P}_i, \mathcal{H}] = 0 \quad (1.43)$$

$$[\mathcal{K}_i, \mathcal{K}_j] = -\frac{1}{c^2} \sum_{k=1}^3 \epsilon_{ijk} \mathcal{J}_k \quad (1.44)$$

$$[\mathcal{K}_i, \mathcal{P}_j] = -\frac{1}{c^2} \mathcal{H} \delta_{ij} \quad (1.45)$$

$$[\mathcal{K}_i, \mathcal{H}] = -\mathcal{P}_i \quad (1.46)$$

This set of commutators is called the *Poincaré Lie algebra* and it differs from the Galilei algebra (1.17) - (1.24) only by small terms on the right hand sides of commutators (1.44) and (1.45). The general element of the corresponding *Poincaré group* has the form<sup>10</sup>

$$e^{\vec{\mathcal{J}}\vec{\phi}} e^{\vec{\mathcal{K}}c\vec{\theta}} e^{\vec{\mathcal{P}}\mathbf{x}} e^{\mathcal{H}t} \quad (1.47)$$

In eq. (1.47) we denoted the parameter of boost by  $c\vec{\theta}$ , where  $\theta = |\vec{\theta}|$  is a dimensionless quantity called *rapidity*.<sup>11</sup> Its relationship to the velocity of boost  $\mathbf{v}$  is

$$\begin{aligned} \mathbf{v}(\vec{\theta}) &= \frac{\vec{\theta}}{\theta} c \tanh \theta \\ \cosh \theta &= (1 - v^2/c^2)^{-1/2} \end{aligned}$$

In spite of their simplicity, eqs (1.39) - (1.46) are among the most important equations in physics, and they have such an abundance of experimental confirmations that one cannot doubt their validity. We therefore accept that the Poincaré group is the true mathematical expression of relationships between different inertial laboratories.

**Postulate 1.2 (the Poincaré group)** *Transformations between inertial laboratories form the Poincaré group.*

Even a brief comparison of the Poincaré (1.39) - (1.46) and Galilei (1.17) - (1.24) commutators reveals a number of important new features in the

---

<sup>10</sup>Note that here we adhere to the conventional order of basic transformations adopted in (1.6); from right to left: time translations - space translations - boosts - rotations.

<sup>11</sup>The reason for introducing this new quantity is that rapidities of successive boosts in one direction are additive, while velocities are not; see eq. (4.5).

relativistic theory. For example, due to commutator (1.44), boosts no longer form a subgroup. However, boosts together with rotations do form a 6-dimensional subgroup of the Poincaré group which is called the *Lorentz group*.

### 1.3.2 Transformations of translation generators under boosts

Poincaré commutators allow us to derive transformation properties of generators  $\vec{P}$  and  $\mathcal{H}$  with respect to boosts. Using Eq. (1.25) and commutators (1.45) - (1.46) we find that if  $\mathcal{P}_x$  and  $\mathcal{H}$  are generators in the reference frame at rest  $O$ , then their counterparts  $\mathcal{P}_x(\theta)$  and  $\mathcal{H}(\theta)$  in the reference frame  $O'$  moving along the  $x$ -axis are

$$\begin{aligned}\mathcal{H}(\theta) &= e^{\mathcal{K}_x c\theta} \mathcal{H} e^{-\mathcal{K}_x c\theta} \\ \mathcal{P}_x(\theta) &= e^{\mathcal{K}_x c\theta} \mathcal{P}_x e^{-\mathcal{K}_x c\theta}\end{aligned}$$

Taking derivatives of these equations with respect to the parameter  $\theta$

$$\begin{aligned}\frac{\partial}{\partial\theta}\mathcal{H}(\theta) &= ce^{\mathcal{K}_x c\theta}(\mathcal{K}_x \mathcal{H} - \mathcal{H} \mathcal{K}_x)e^{-\mathcal{K}_x c\theta} \\ &= -ce^{\mathcal{K}_x c\theta} \mathcal{P}_x e^{-\mathcal{K}_x c\theta} \\ &= -c\mathcal{P}_x(\theta) \\ \frac{\partial}{\partial\theta}\mathcal{P}_x(\theta) &= ce^{\mathcal{K}_x c\theta}(\mathcal{K}_x \mathcal{P}_x - \mathcal{P}_x \mathcal{K}_x)e^{-\mathcal{K}_x c\theta} \\ &= -\frac{1}{c}e^{\mathcal{K}_x c\theta} \mathcal{H} e^{-\mathcal{K}_x c\theta} \\ &= -\frac{1}{c}\mathcal{H}(\theta)\end{aligned}\tag{1.48}$$

and taking a derivative of eq. (1.48) again, we obtain a differential equation

$$\frac{\partial^2}{\partial^2\theta}\mathcal{P}_x(\theta) = -\frac{1}{c}\frac{\partial}{\partial\theta}\mathcal{H}(\theta) = \mathcal{P}_x(\theta)$$

with the general solution

$$\mathcal{P}_x(\theta) = \mathcal{A} \cosh \theta + \mathcal{B} \sinh \theta$$

From the initial conditions we obtain

$$\begin{aligned} \mathcal{A} &= \mathcal{P}_x(0) = \mathcal{P}_x \\ \mathcal{B} &= \left. \frac{\partial}{\partial \theta} \mathcal{P}_x(\theta) \right|_{\theta=0} = -\frac{1}{c} \mathcal{H} \end{aligned}$$

and finally

$$\mathcal{P}_x(\theta) = \mathcal{P}_x \cosh \theta - \frac{\mathcal{H}}{c} \sinh \theta$$

Similar calculation shows that

$$\begin{aligned} \mathcal{H}(\theta) &= \mathcal{H} \cosh \theta - c \mathcal{P}_x \sinh \theta \\ \mathcal{P}_y(\theta) &= \mathcal{P}_y \\ \mathcal{P}_z(\theta) &= \mathcal{P}_z \end{aligned}$$

Similar to our discussion of rotations in subsection D.5, we can find the transformation of  $\vec{\mathcal{P}}$  and  $\mathcal{H}$  corresponding to a general boost vector  $\vec{\theta}$  in the coordinate-independent form. First we decompose  $\vec{\mathcal{P}}$  into sum of two vectors  $\vec{\mathcal{P}} = \vec{\mathcal{P}}_{\parallel} + \vec{\mathcal{P}}_{\perp}$ . The vector  $\vec{\mathcal{P}}_{\parallel} = (\vec{\mathcal{P}} \cdot \frac{\vec{\theta}}{\theta}) \frac{\vec{\theta}}{\theta}$  is parallel to the direction of the boost and vector  $\vec{\mathcal{P}}_{\perp} = \vec{\mathcal{P}} - \vec{\mathcal{P}}_{\parallel}$  is perpendicular to the direction of the boost. The perpendicular part  $\vec{\mathcal{P}}_{\perp}$  remains unchanged under the boost, while  $\vec{\mathcal{P}}_{\parallel}$  transforms according to  $\exp(\vec{\mathcal{K}} c \vec{\theta}) \vec{\mathcal{P}}_{\parallel} \exp(-\vec{\mathcal{K}} c \vec{\theta}) = \vec{\mathcal{P}}_{\parallel} \cosh \theta - c^{-1} \mathcal{H} \sinh \theta \frac{\vec{\theta}}{\theta}$ . Therefore

$$\vec{\mathcal{P}}' = e^{\vec{\mathcal{K}} c \vec{\theta}} \vec{\mathcal{P}} e^{-\vec{\mathcal{K}} c \vec{\theta}} = \vec{\mathcal{P}} + \frac{\vec{\theta}}{\theta} [(\vec{\mathcal{P}} \cdot \frac{\vec{\theta}}{\theta})(\cosh \theta - 1) - \frac{1}{c} \mathcal{H} \sinh \theta] \quad (1.49)$$

$$\mathcal{H}' = e^{\vec{\mathcal{K}} c \vec{\theta}} \mathcal{H} e^{-\vec{\mathcal{K}} c \vec{\theta}} = \mathcal{H} \cosh \theta - c (\vec{\mathcal{P}} \cdot \frac{\vec{\theta}}{\theta}) \sinh \theta \quad (1.50)$$

It is clear from (1.49) and (1.50) that boosts perform linear transformations of components  $c\vec{\mathcal{P}}$  and  $\mathcal{H}$ . These transformations can be represented in a matrix form if four generators ( $\mathcal{H}, c\vec{\mathcal{P}}$ ) are arranged in a column 4-vector<sup>12</sup>

$$\begin{bmatrix} \mathcal{H}' \\ c\mathcal{P}'_x \\ c\mathcal{P}'_y \\ c\mathcal{P}'_z \end{bmatrix} = B(\vec{\theta}) \begin{bmatrix} \mathcal{H} \\ c\mathcal{P}_x \\ c\mathcal{P}_y \\ c\mathcal{P}_z \end{bmatrix}.$$

From eq. (1.49) and (1.50) we can find the matrix  $B(\vec{\theta})$  corresponding to an arbitrary boost  $\vec{\theta}$

$$B(\vec{\theta}) = \begin{bmatrix} \cosh \theta & -\frac{\theta_x}{\theta} \sinh \theta & -\frac{\theta_y}{\theta} \sinh \theta & -\frac{\theta_z}{\theta} \sinh \theta \\ -\frac{\theta_x}{\theta} \sinh \theta & 1 + \chi \theta_x^2 & \chi \theta_x \theta_y & \chi \theta_x \theta_z \\ -\frac{\theta_y}{\theta} \sinh \theta & \chi \theta_x \theta_y & 1 + \chi \theta_y^2 & \chi \theta_y \theta_z \\ -\frac{\theta_z}{\theta} \sinh \theta & \chi \theta_x \theta_z & \chi \theta_y \theta_z & 1 + \chi \theta_z^2 \end{bmatrix} \quad (1.51)$$

where we denoted  $\chi = (\cosh \theta - 1)\theta^{-2}$ . In particular, the boosts along  $x$ ,  $y$ , and  $z$  axes are represented by the following  $4 \times 4$  matrices

$$B(\theta, 0, 0) = \begin{bmatrix} \cosh \theta & -\sinh \theta & 0 & 0 \\ -\sinh \theta & \cosh \theta & 0 & 0 \\ 0 & 0 & 1 & 0 \\ 0 & 0 & 0 & 1 \end{bmatrix} \quad (1.52)$$

$$B(0, \theta, 0) = \begin{bmatrix} \cosh \theta & 0 & -\sinh \theta & 0 \\ 0 & 1 & 0 & 0 \\ -\sinh \theta & 0 & \cosh \theta & 0 \\ 0 & 0 & 0 & 1 \end{bmatrix} \quad (1.53)$$

$$B(0, 0, \theta) = \begin{bmatrix} \cosh \theta & 0 & 0 & -\sinh \theta \\ 0 & 1 & 0 & 0 \\ 0 & 0 & 1 & 0 \\ -\sinh \theta & 0 & 0 & \cosh \theta \end{bmatrix} \quad (1.54)$$

---

<sup>12</sup>see Appendix I.1



## Chapter 2

# QUANTUM MECHANICS

*The nature of light is a subject of no material importance to the concerns of life or to the practice of the arts, but it is in many other respects extremely interesting.*

Thomas Young

In the preceding chapter we described a world, which was inhabited by inertial observers, and all these observers could do was to measure parameters of each other. Now we are going to add preparation devices and physical systems (see Fig. 1) to our picture of the world. We will ask what kind of information about the physical system can be obtained by the observer, and how this information depends on the state of the system?

Until the end of the 19th century these questions were answered by classical mechanics which, basically, said that in each state the physical system has a number of observables (e.g, position, momentum, mass, etc) whose values can be measured simultaneously, accurately, and reproducibly. These deterministic views were fundamental not only for classical mechanics, but throughout classical physics.

A dissatisfaction with the classical theory started to grow at the end of the 19th century when this theory was found inapplicable to microscopic phenomena, such as the radiation spectrum of heated bodies, the discrete spectrum of atoms, and the photo-electric effect. Solutions of these and many other problems were found in *quantum mechanics* whose creation involved

joint efforts and passionate debates of such outstanding scientists as Bohr, Born, de Broglie, Dirac, Einstein, Fermi, Fock, Heisenberg, Pauli, Planck, Schrödinger, Wigner, and many others. The picture of the physical world emerged from these efforts was weird, paradoxical, and completely different from the familiar classical picture. However, despite this apparent weirdness, predictions of quantum mechanics are tested countless times everyday in physical and chemical laboratories around the world, and not a single time were these “weird” predictions found wrong. This makes quantum mechanics the most successful and accurate physical theory of all times.

## 2.1 Why do we need quantum mechanics?

The inadequacy of classical concepts is best seen by analyzing the debate between the corpuscular and wave theories of light. Let us demonstrate the essence of this centuries-old debate on an example of a thought experiment with pinhole camera.

### 2.1.1 The corpuscular theory of light

You probably saw or heard about a simple device called *camera obscura* or pinhole camera. You can easily make this device yourself: Take a light-tight box, put a photographic plate inside the box, and make a small hole in the center of the side opposite to the photographic plate (see Fig. 2.1). The light passing through the hole inside the box creates a sharp inverted image on the photographic plate. You will get even sharper image by decreasing the size of the hole, though the brightness of the image will become lower, of course. This behavior of light was well known for centuries (a drawing of the camera obscura is present in Leonardo da Vinci’s papers). One of the earliest scientific explanations of this and other properties of light (reflection, refraction, etc.) was suggested by Newton. In modern language, his *corpuscular theory* would explain the formation of the image like this:

**Corpuscular theory:** Light is a flow of tiny particles (photons) propagating along classical trajectories (light rays). Each particle in the ray carries a certain amount of energy which gets released upon impact in a very small volume corresponding to one grain of the photographic emulsion and produces a small dot image.

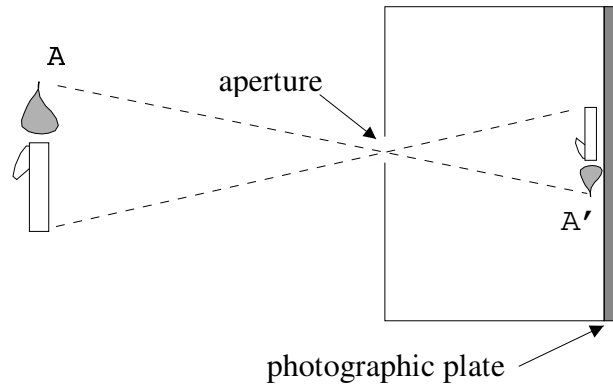


Figure 2.1: The image in the *camera obscura* with a pinhole aperture is created by straight light rays: the image at point  $A'$  on the photographic plate is created only by light rays emitted from point  $A$  and passed straight through the hole.

When intensity of the source is high, there are so many particles, that we cannot distinguish their individual dots. All these dots merge into one continuous image and the intensity of the image is proportional to the number of particles hitting the photographic plate during the exposure time.

Let us continue our experiment with the pinhole camera and decrease the size of the hole even further. The corpuscular theory would insist that smaller size of the hole must result in a sharper image. However this is not what experiment shows! For a very small hole the image on the photographic plate will be blurred. If we further decrease the size of the hole, the detailed picture will completely disappear and the image will look like one diffuse spot (see Fig. 2.2), independent on the form and shape of the light source outside the camera. It appears as if light rays scatter in all directions when they pass through a small aperture or near a small object. This effect of the light spreading is called *diffraction* and was discovered by Grimaldi in the middle of the 17th century.

The diffraction is rather difficult to reconcile with the corpuscular theory. For example, we can try to save this theory by assuming that light rays deviate from their straight paths due to some interaction with the material surrounding the hole. However this is not a satisfactory explanation. The

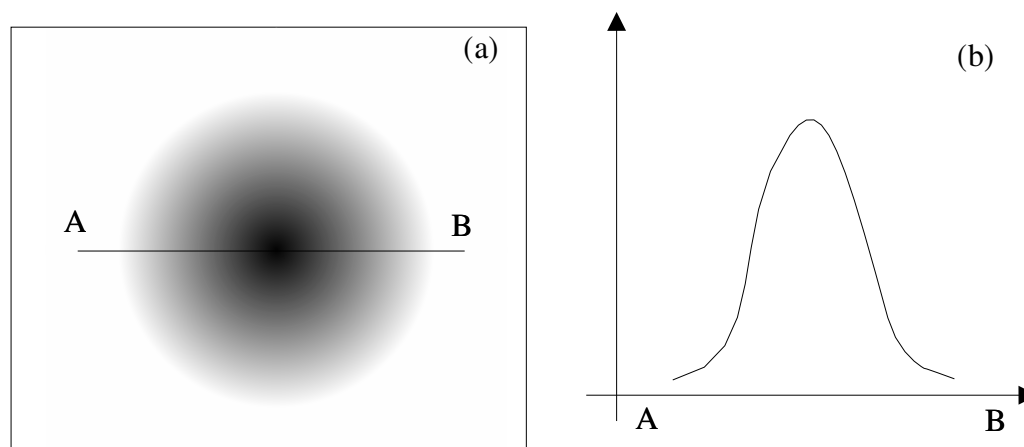


Figure 2.2: (a) Image in the pinhole camera with a very small aperture; (b) the density of the image along the line AB

most striking evidence of the fallacy of the naive corpuscular theory is the effect of light *interference* discovered by Young in 1802 [25]. To observe the interference we can slightly modify our pinhole camera by making two small holes close to each other, so that their diffraction spots on the photographic plate overlap. We already know that when we leave the left hole open and close the right hole we get a diffuse spot L (see Fig. 2.3(a)). When we leave open the right hole and close the left hole we get another spot R. Let us try to predict what kind of image we will get if we open both holes.

Following the corpuscular theory and simple logic we might conclude that particles reaching the photographic plate are of two sorts: those passed through the left hole and those passed through the right hole. When the two holes are opened at the same time, the density of the “left hole” particles should add to the density of the “right hole” particles and the resulting image should be a superposition  $L+R$  of the two images (full line in Fig. 2.3(a)). Right? Wrong! This “reasonable” explanation disagrees with experiment. The actual image has new features (brighter and darker regions) called the interference picture (full line in Fig. 2.3(b)).

Can the corpuscular theory explain the interference picture? We could assume, for example, that some kind of interaction between light corpuscles is responsible for the interference. However, this idea must be rejected. For example, in an interference experiment conducted by Taylor in 1909 [26], the intensity of light was so low that no more than one photon was present at any

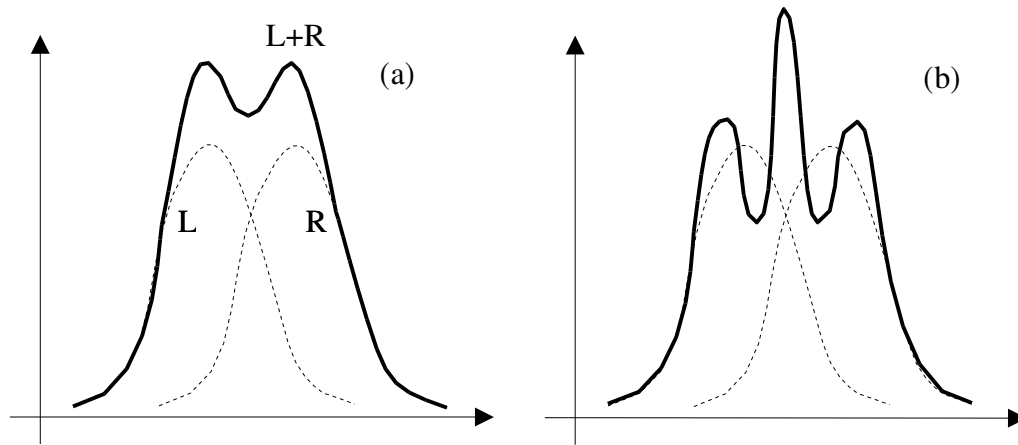


Figure 2.3: (a) The density of the image in a two-hole camera according to naive corpuscular theory is a superposition of images created by the left (L) and right (R) holes; (b) Actual interference picture: In some places the density of the image is higher than  $L+R$  (constructive interference); in other places the density is lower than  $L+R$  (destructive interference).

time instant, so that any photon-photon interaction was impossible. Another “explanation” that the photon somehow splits and passes through both holes and then rejoins again at the point of collision with the photographic plate does not stand criticism as well: One photon never creates two dots on the photographic plate, so it is unlikely that it can split during propagation. Can we assume that the particle passing through the right hole somehow “knows” whether the left hole is open or closed and adjusts its trajectory accordingly? Of course, there is some difference of force acting on the photon near the left hole depending on whether the right hole is open or not. However by all estimates this difference is negligibly small.

### 2.1.2 The wave theory of light

The inability to explain such basic effects of light propagation as diffraction and interference was a major embarrassment for the Newtonian corpuscular theory. These effects as well as all other properties of light known before quantum era (reflection, refraction, polarization, etc.) were brilliantly explained by the wave theory of light advanced by Grimaldi, Huygens, Young, Fresnel, and others. The wave theory gradually substituted the corpuscular

theory in the 19th century. It found its strongest support from Maxwell's electromagnetic theory which unified optics with electric and magnetic phenomena. This theory explained that the light wave is actually an oscillating field of electric  $\mathbf{E}(\mathbf{x}, t)$  and magnetic  $\mathbf{B}(\mathbf{x}, t)$  vectors – a sinusoidal wave propagating with the speed of light. According to the Maxwell's theory, the energy of the wave, and consequently the intensity of light  $I$ , is proportional to the square of the amplitude of the field vector oscillations, e.g.,  $I \propto \mathbf{E}^2$ . Then the wave theory would explain the formation of the photographic image as follows:

**Wave theory:** Light is a continuous wave or field propagating in space in an undulatory fashion. When the light wave meets molecules of the photo-emulsion, the charged parts of the molecules start to vibrate under the influence of the light's electric and magnetic field vectors. The places with higher amplitudes of the fields, and consequently higher vibration amplitudes of molecules, will have the denser image.

The diffraction and interference are quite naturally explained by the wave theory. Diffraction simply means that the light waves can deviate from the straight path and go around corners, just like sound waves do.<sup>1</sup> To explain the interference, we just need to note that when two portions of the wave that passed through different holes meet each other on the photographic plate, their electric vectors add up. However the intensity of the combined wave is not necessarily equal to the sum of intensities of the waves:  $I \propto (\mathbf{E}_1 + \mathbf{E}_2)^2 = \mathbf{E}_1^2 + 2\mathbf{E}_1 \cdot \mathbf{E}_2 + \mathbf{E}_2^2 \neq \mathbf{E}_1^2 + \mathbf{E}_2^2 \propto I_1 + I_2$ . It follows from simple geometric considerations that in the two-hole configuration there are places on the photographic plate where the two waves always come in phase ( $\mathbf{E}_1(t) \uparrow\uparrow \mathbf{E}_2(t)$  and  $\mathbf{E}_1 \cdot \mathbf{E}_2 > 0$ , which means constructive interference), and there are other places where the two waves always come in opposite phase ( $\mathbf{E}_1(t) \uparrow\downarrow \mathbf{E}_2(t)$  and  $\mathbf{E}_1 \cdot \mathbf{E}_2 < 0$ , i.e., destructive interference).

---

<sup>1</sup>The wave corresponding to the visible light has a very small wavelength between 0.4 micron for the violet light and 0.7 micron for the red light, so for large obstacles or holes, the deviations from the straight path are very small, and the corpuscular theory of light works fine.

### 2.1.3 Low intensity light and other experiments

In the 19th century physics, the wave-particle debate was decided in favor of the wave theory. However, further experimental evidence showed that the victory was declared prematurely. To see what goes wrong with the wave theory, let us continue our thought experiment with the interference picture created by two holes, and gradually tune down the intensity of the light emitted by the source. At first, nothing interesting will happen: we will see that the density of the image predictably decreases. However, after some point we will recognize that the image is not uniform and continuous as before. It consists of small bright dots as if some grains of photo-emulsion were exposed to light and some not. This observation is very difficult to reconcile with the wave theory. How a continuous wave can produce this dotted image? However this is exactly what the corpuscular theory would predict. Apparently the dots are created by particles hitting the photographic plate one at a time.

A number of other effects were discovered at the end of the 19th century and in the beginning of the 20th century which could not be explained by the wave theory of light. One of them was the photo-electric effect: It was observed that when the light is shined on a piece of metal, electrons can escape from the metal into the vacuum. This observation was not surprising by itself. However it was rather puzzling how the number of emitted electrons depended on the frequency and intensity of the incident light. It was found that only light waves with the frequency above some threshold  $\omega_0$  were capable of knocking out the electrons from the metal. Radiation with frequency below  $\omega_0$  could not produce the electron emission even if a high intensity light was used. According to the wave theory “explanation” above, we may assume that the electrons are knocked out of the metal due to some kind of force exerted on them by the wave. The larger wave amplitude (= larger light intensity) naturally means the larger force and the larger chance of the electron emission. Then why the low frequency but high intensity light could not do the job?

In 1905 Einstein explained the photo-electric effect by bringing back Newtonian corpuscles in the form of “light quanta” later called photons. He described the light as *“consisting of finite number of energy quanta which are localized at points in space, which move without dividing, and which can only be produced and absorbed as complete units”* [27]. According to the Einstein’s

explanation, each photon carries the energy of  $\hbar\omega$ , where  $\omega$  is the frequency<sup>2</sup> of the light wave and  $\hbar$  is the Planck constant. Each photon has a chance to collide with and pass its energy to just one electron in the metal. Only high energy photons (those corresponding to high frequency light) are capable of passing enough energy to the electron to overcome certain energy barrier  $E_b$  between the metal and the vacuum. No matter what is the amplitude (= the number of photons) in the low-frequency (= low energy) light, the photons of such light are just too “weak” to kick the electrons with sufficient energy.<sup>3</sup> In the Compton’s experiment (1923) the interaction of light with electrons could be studied with much greater detail. And indeed, this interaction more resembled a collision of two particles rather than shaking of the electron by a periodic electromagnetic wave.

These observations clearly lead to the conclusion that the light is a flow of particles after all. But what about the interference? We already agreed that the corpuscular theory had no logical explanation of this effect. So, young quantum theory had an almost impossible task to reconcile two apparently contradicting classes of experiments with light: Some experiments (diffraction, interference) were easily explained with the wave theory while the corpuscular theory had serious difficulties. Other experiments (photoelectric effect, Compton scattering) could not be explained from the wave properties and clearly showed that light consists of particles. Just adding to the confusion, de Broglie in 1924 advanced a hypothesis that such *particle-wave duality* is not specific to photons. He proposed that all particles of matter – like electrons – have wave-like properties. This “crazy” idea was soon confirmed by Davisson and Germer who observed the diffraction and interference of electron beams in 1927.

Certainly, in the first quarter of the 20th century, physics faced the greatest challenge in its history. This is how Heisenberg described the situation:

*I remember discussions with Bohr which went through many hours till very late at night and ended almost in despair; and when at the end of the discussion I went alone for a walk in the neighboring park I repeated to myself again and again the question: Can*

---

<sup>2</sup> $\omega$  is the so-called *circular frequency* (measured in radians per second) which is related to the usual frequency  $\nu$  (measured in oscillations per second) by the formula  $\omega = 2\pi\nu$ .

<sup>3</sup>Actually, the low-frequency light may lead to the electron emission when two or more low-energy photons collide simultaneously with the same electron, but such events have very low probability and become observable only at very high light intensities.



*nature possibly be as absurd as it seemed to us in those atomic experiments?* W. Heisenberg [28]

## 2.2 Physical foundations of quantum mechanics

In this section we will formulate two basic postulates which make the foundation of quantum mechanics, and explain the main difference between classical and quantum views of the world. To understand quantum mechanics, we must accept that certain concepts which were taken for granted in classical physics can not be applied to micro-objects like photons and electrons. To see what is different, we must revisit basic ideas about what is physical system, how its states are prepared, and how its observables are measured.

### 2.2.1 Ensembles and experiments

In our discussion of the experimental setup in Introduction, we considered just one act of preparation and measurement. However, releasing one photon will not make a photograph and firing just one bullet is not the way to perform a shooting exercise. Every experimental study requires repetition of the preparation-measurement cycle. In classical physics, multiple measurements are desirable, e.g., to determine the statistical distribution of results and estimate experimental errors. However, as we will see later, quantum physics is an inherently probabilistic approach, and it requires accumulation of statistics as a necessary part of each experiment. We will call *experiment* the preparation of an *ensemble* (= a set of identical copies of the system prepared in the same conditions) and performing measurements of the same observable in each member of the ensemble.<sup>4</sup>

Suppose we had  $N$  inertial laboratories in which we prepared an ensemble of  $N$  identical copies of the system and measured the same observable  $N$

---

<sup>4</sup>It is worth noting here that in this book we are not considering repeated measurements performed on the same copy of the physical system. We will work under assumption that after the measurement has been performed, the used copy of the system is discarded. Each measurement requires a fresh copy of the physical system. This means, in particular, that we are not interested in the state to which the system may have “collapsed” after the measurement. The description of repetitive measurements is an interesting subject, but it is beyond the scope of this book.

times. We cannot say *a priori* that all these measurements will always produce the same results. However, it seems reasonable to assume the existence of ensembles in which measurements of *one* observable can be repeated with the same result infinite number of times. Indeed, there is no point to talk about an observable, if there are no ensembles in which it can be prepared and observed with certainty.

**Postulate 2.1 (the reproducibility of measurements in some ensembles)**

*For any observable  $F$  and any value  $f$  from its spectrum, we can always prepare an ensemble in such a state that measurements of this observable are reproducible, i.e., always yield the value  $f$ .*

The postulates 0.1 (unlimited precision of measurements) and 2.1 are valid in both classical and quantum mechanics. However, we are interested in finding situations where these two disciplines are different. It appears that the fundamental difference is in two additional assertions of classical mechanics: *simultaneous measurability* and *determinism*. These assertions look innocent for familiar objects in the macroscopic domain, but they are no longer valid in the micro-world.<sup>5</sup> They will be discussed in the next subsection.

## 2.2.2 Measurements in classical mechanics

The first additional statement of classical mechanics enhances the postulate 0.1 about the unlimited precision of measurements and asserts that we can accurately measure several observables simultaneously.

**Assertion 2.2 (simultaneous measurability)** *It is possible, in principle, to measure simultaneously any combination of observables with any prescribed precision.*

In classical mechanics this assertion is so obvious that it is rarely mentioned at all, though it lies in the basis of the entire mathematical formalism of the theory. Consider for example a bullet fired from a rifle. If we disregard the

---

<sup>5</sup> Actually, it is fair to say that they are equally wrong in the macro-world as well. Simply the deviations from classical behavior are rather small and not easy to observe in macro-systems on the background of relatively large experimental errors, e.g., due to non-zero temperature.

spinning motion and the orientation of the bullet in space, then there are six parameters describing the state of the bullet: its position  $\mathbf{r}$  and momentum  $\mathbf{p}$ . According to Assertion 2.2, these observables can be measured accurately and simultaneously. Therefore an instantaneous state of the bullet can be described as a point  $\{\mathbf{r}, \mathbf{p}\}$  in a 6-dimensional *phase space*, and the time development of this state can be described by a *trajectory*,  $\{\mathbf{r}(t), \mathbf{p}(t)\}$ .

Assertion 2.2 refers to an individual preparation-measurement act. What can we say about many measurements in the ensemble? We already mentioned that often results of measurements performed in the ensemble are not reproducible, even if each individual measurement can be infinitely precise. For example, even if we do our best in taking the aim, still different bullets fired from the rifle will hit different places on the target with different momenta. Each bullet has its own trajectory in the phase space. Then we will say that the ensemble of bullets is in a *mixed* state described by a *probability distribution* or *probability density*  $\rho(\mathbf{r}, \mathbf{p})$  on the phase space.

In classical physics, these probabilities, are not a cause of concern, because we believe that the uncertainties simply result from our insufficient control over the preparation of the states of the bullets. We believe that with certain efforts we can always control the alignment of the rifle's barrel, the amount of powder in the cartridge, wind, etc., so that each shot will hit exactly the same place on the target with the same momentum. This means that the ensemble can be prepared in a state (which will be called a *pure classical state*) whose probability density is squeezed into a delta-function  $\rho_0(\mathbf{r}, \mathbf{p}) = \delta(\mathbf{r} - \mathbf{r}_0)\delta(\mathbf{p} - \mathbf{p}_0)$ , and all bullets in the ensemble will follow the same trajectory. This belief in orderly definiteness and predictability of physical events is captured in the second additional postulate of classical mechanics, which is a stronger version of the Postulate 2.1

**Assertion 2.3 (determinism)** *We can always prepare an ensemble in a classical pure state in which measurements of all observables are reproducible.*

Classical mechanics is a theory based on two Assertions 2.2 and 2.3. This is a fully deterministic theory in which one can, in principle, obtain a full information about the system at any given time and knowing the rules of dynamics predict exactly its development in the future. This belief was best expressed by Laplace:

*An intelligence that would know at a certain moment all the forces existing in nature and the situations of the bodies that compose nature, and if it would be powerful enough to analyze all these data, would be able to grasp in one formula the movements of the biggest bodies of the Universe as well as of the lightest atom.* P.-S. Laplace

### 2.2.3 The quantum case

Quantum mechanics can be defined as a theory which respects two Postulates 0.1 (the unlimited precision of individual measurements) and 2.1 (the reproducibility of *some* measurements in an ensemble), but does not assume the validity of classical Assertions 2.2 (the simultaneous measurability of observables) and 2.3 (the determinism). The idea that 2.2 may be invalid, and for some pairs of observables accurate simultaneous measurements could be impossible was first advanced by Heisenberg. In particular, he discussed the impossibility of an accurate measurement of both position and momentum of a micro-particle with a powerful microscope. He put forward the following arguments. In order to determine the position of the particle we must register at least one photon scattered by it. Then the accuracy of the measurement cannot be better than the wavelength of the used light. The measurements of momentum are not perfect either, because collisions with photons would definitely disturb the particle and alter its momentum (e.g., due to the Compton effect). If we want to get more accurate results for the position we must use the light with a shorter wavelength whose photons are more energetic, and therefore perturb the particle's momentum even stronger. So, better accuracy for the position means worse accuracy for the momentum and *vice versa*. It is impossible to obtain accurate values of both position and momentum in one measurement. Such pairs of observables are called *incompatible*.

This discussion suggests that we must reject Assertion 2.2 in our construction of quantum theory and that

**Statement 2.4 (incompatibility of observables)** *There is an accuracy limit with which certain pairs of incompatible observables can be measured simultaneously.*

This is the first major point where quantum mechanics deviates from classical mechanics.

If we reject the simultaneous measurability of all observables, how can we be sure that the system really *has* definite values of all these observables? In classical mechanics, we may still rely on Assertion 2.3 which allows us to know simultaneous values of all observables in each individual system even if the simultaneous measurements were not performed. To achieve that, we can prepare an ensemble of identical particles in a pure classical state and for each copy perform a measurement of any one observable from the set. E.g., one time we measure position and next time we measure momentum, etc. This is a kind of cheating because, in fact, we do not measure different observables simultaneously, but since the ensemble is pure we can be sure that all measurements of any given observable will yield exactly the same answer each time, which in turn strongly suggests that each individual system in the ensemble *has* definite values of all observables.

A striking fact about nature is that she does not allow such a cheating! It appears that, strictly speaking, classical pure ensembles do not exist. In the experiment described above, at least one observable will not show the same value in repeated measurements. So, Assertion 2.3 must be rejected. Then the second major statement which distinguishes quantum mechanics from classical mechanics follows:

**Statement 2.5 (indeterminism)** *It is impossible to prepare ensemble in which measurements of all observables are exactly reproducible.*

Quantum mechanics says that with certain efforts we can prepare an ensemble in such a state that measurements of the position would yield the same result each time, but then results for the momentum would be different all the time. We can also prepare (another) ensemble in a state with certain momentum, then the position will be all over the place. We cannot prepare an ensemble in which the uncertainties of both position  $\Delta \mathbf{r}$  and momentum  $\Delta \mathbf{p}$  are zero.<sup>6</sup>

## 2.3 The lattice of propositions

Having described the two fundamental statements of quantum mechanics in the preceding section, we now need to turn these statements into working mathematical formalism. This is the goal of the present section and next two sections.

---

<sup>6</sup>see discussion of the Heisenberg uncertainty relation in subsection 5.3.2

Physical theory is a set of statements about physical systems and their properties. The language in which these statements are formulated and analyzed is provided by *logic*. The rules of classical logic were formulated long ago, and they express relationships characteristic to macroscopic classical objects. In the preceding section we found that microscopic objects have rather strange properties which do not have counterparts in the macroscopic world. Can we still apply classical logical relationships when formulating statements about such quantum systems? The answer is 'no'. The lack of simultaneous measurability and the indeterminism are such significant deviations from the familiar classical behavior that the rules of logics should be modified when dealing with microscopic objects.

The initial idea that the fundamental difference between classical and quantum mechanics lies in their logical structures belongs to Birkhoff and von Neumann. They suggested to substitute classical logic of Aristotle and Boole by the *quantum logic*. The formalism presented in this section summarizes their seminal work [29] as well as further research most notably by Mackey [30] and Piron [31, 32]. Even for those who do not accept the necessity of such radical change in our views on logic, the study of quantum logic may provide a desirable bridge between intuitive concepts of classical mechanics and abstract formalism of quantum theory.

*In introductory quantum physics classes (especially in the United States), students are informed ex cathedra that the state of a physical system is represented by a complex-valued wave function  $\psi$ , that observables correspond to self-adjoint operators, that the temporal evolution of the system is governed by a Schrödinger equation, and so on. Students are expected to accept all this uncritically, as their professors probably did before them. Any question of why is dismissed with an appeal to authority and an injunction to wait and see how well it all works. Those students whose curiosity precludes blind compliance with the gospel according to Dirac and von Neumann are told that they have no feeling for physics and that they would be better off studying mathematics or philosophy. A happy alternative to teaching by dogma is provided by basic quantum logic, which furnishes a sound and intellectually satisfying background for the introduction of the standard notions of elementary quantum mechanics. D. J. Foulis [33]*

The main purpose of our sections 2.3 - 2.5 is to demonstrate that pos-

tulates of quantum mechanics are robust and inevitable consequences of the laws of probability, and simple properties of measurements. Basic axioms of quantum logic which are common for both classical and quantum mechanics are presented in section 2.3. The close connection between the classical logic and the phase space formalism of classical mechanics is discussed in section 2.4. In section 2.5, we will note a remarkable fact that the only difference between classical and quantum logics (and, thus, between classical and quantum physics in general) is in a single obscure *distributivity* postulate. This classical postulate must be replaced by the *orthomodularity* postulate of quantum theory. We will also demonstrate how postulates of quantum logic lead (via Piron's theorem) directly to the standard formalism of quantum mechanics with Hilbert spaces, Hermitian operators, wave functions, etc.

### 2.3.1 Propositions and states

The key elements of logic (either classical or quantum) are special observables called *propositions*. A proposition  $x$  is a statement about the physical system which can be either *true* or *false*. So, propositions can be also defined as observables<sup>7</sup> whose spectrum consists of just two points: 1 (if  $x$  is true) and 0 (if  $x$  is false). As an example, we can consider propositions  $x$  about one observable  $F$ . These propositions are of the form "the value of observable  $F$  is inside the interval  $X$  of the real line  $\mathbb{R}$ ."<sup>8</sup> When a measurement of the observable  $F$  is performed, the proposition  $x$  may be found either true (if the value of  $F$  was found inside the subset  $X$ ) or false (otherwise). We can imagine the apparatus measuring  $F$  as a mechanism (whose exact construction is of no relevance to us) connected to an arrow. The measurement results in the arrow pointing to a certain spot on the dial. According to the Postulate 0.1, a single measurement of one observable  $F$  can be done with arbitrary precision, so for any interval  $X$  on the dial we can say with absolute certainty whether the arrow pointed inside this interval (the proposition  $x$  was true) or not (the proposition  $x$  was false). Therefore, there is no uncertainty associated with a single measurement of any proposition about one observable.

As we will see later, there exist sets of observables  $F_1, F_2, \dots, F_n$  which are simultaneously measurable with arbitrary precision. For such sets of

---

<sup>7</sup>Propositions are sometimes called "yes-no experiments".

<sup>8</sup>Intervals  $X$  are not necessarily limited to contiguous intervals in  $\mathbb{R}$ . All results remain valid for more complex subsets of  $\mathbb{R}$ , such as unions of any number of disjoint intervals.

observables one can define propositions corresponding to subsets in the ( $n$ -dimensional) common spectrum of these observables. For example, the proposition “particle’s position is inside volume  $V$ ”<sup>9</sup> can be realized using a Geiger counter occupying the volume  $V$ . The counter clicks (the proposition is true) when the particle passes through the counter’s chamber and does not click (the proposition is false) when the particle is outside of  $V$ .

The above discussion refers to the single measurement performed on one copy of the physical system. Let us now prepare multiple copies (an ensemble) of the system and perform the same measurement on all of them. According to Statement 2.5, there is no guarantee that the results of all these measurements will be the same. So, for some members in the ensemble the proposition  $x$  will be found ‘true’, while for other members it will be ‘false’, even if every effort is made to ensure that the state of the system is the same in all cases. For this reason, it is not useful to introduce the notion of the “state of the system” in quantum mechanics. It makes more sense to talk about the “state of the ensemble of identically prepared system”. For brevity and keeping with tradition, we will still say “state of the system” when, in fact, we will always have in mind the “state of the ensemble”.

In what follows we will denote the set of all propositions about the physical system (also called the *propositional system*) by  $\mathcal{L}$  and the set of all possible states of the system by  $\Phi$ . Our goal in this chapter is to study the mathematical relationships between elements  $x \in \mathcal{L}$  and  $\phi \in \Phi$  in these two sets.

Using results of measurements as described above, we can introduce a function  $(\phi|x)$  called the *probability measure* which assigns to each state  $\phi$  and to each proposition  $x$  the probability of  $x$  to be true in the state  $\phi$ . The value of this function (a real number between 0 and 1) is obtained by the following recipe:

- (i) prepare a copy of the system in the state  $\phi$ ;
- (ii) determine whether  $x$  is true or false;
- (iii) repeat steps (i) and (ii)  $N$  times, then

$$(\phi|x) = \lim_{N \rightarrow \infty} \frac{M}{N}$$

---

<sup>9</sup>This is a proposition about simultaneous measurement of three observables - the  $x$ ,  $y$ , and  $z$  components of position.



where  $M$  is the number of times when the proposition  $x$  was found to be true.

Two states  $\phi$  and  $\psi$  of the same system are said to be equal ( $\phi = \psi$ ) if for any proposition  $x$  we have

$$(\phi|x) = (\psi|x)$$

Indeed, there is no physical difference between these two states as all experiments yield the same results (probabilities). For the same reason we will say that two propositions  $x$  and  $y$  are identical ( $x = y$ ) if for all states  $\phi$  of the system

$$(\phi|x) = (\phi|y) \tag{2.1}$$

It follows from the above discussion that the probability measure  $(\phi|x)$  considered as a function on the set of all states  $\Phi$  is a unique representative of proposition  $x$  (different propositions have different representatives). So, we can gain some insight into the properties of different propositions by studying properties of corresponding probability measures.

There are propositions which are always true independent on the state of the system. For example, the proposition “the value of the observable  $F_1$  is somewhere on the real line” is always true.<sup>10</sup> For any other observable  $F_2$ , the proposition “the value of the observable  $F_2$  is somewhere on the real line” is also true for all states. Therefore, according to (2.1), we will say that these two propositions are identical. So, we can define a unique *maximum* proposition  $\mathcal{I} \in \mathcal{L}$  which is always true. Inversely, the proposition “the value of observable belongs to the empty set of the real line” is always false and will be called the *minimum* proposition. There is just one minimum proposition  $\emptyset$  in the set  $\mathcal{L}$ , and for each state  $\phi$  we can write

$$(\phi|\mathcal{I}) = 1 \tag{2.2}$$

$$(\phi|\emptyset) = 0 \tag{2.3}$$

---

<sup>10</sup>Measurements of observables always yield *some* value, since we agreed in Introduction that an ideal measuring apparatus never misfires.

### 2.3.2 Partial ordering

Suppose that we found two propositions  $x$  and  $y$ , such that their measures satisfy  $(\phi|x) \leq (\phi|y)$  everywhere on the set of states  $\Phi$ . Then we will say that proposition  $x$  is *less than or equal to* proposition  $y$  and denote this relation by  $x \leq y$ . If  $x$  and  $y$  are propositions about the same observable, then  $x \leq y$  when the subset  $X$  is inside the subset  $Y$ , i.e.,  $X \subseteq Y$ . In this case, the relation  $x \leq y$  is associated with logical *implication*, i.e., if  $x$  is true then  $y$  is definitely true as well;  $x$  IMPLIES  $y$ .

If  $x \leq y$  and  $x \neq y$  we will say that  $x$  is *less than*  $y$  and denote it by  $x < y$ .

**Example:**  $x$  = “This is a butterfly”,  $y$  = “This is an insect”. Obviously,  $x$  implies  $y$ , and the set of objects for which  $x$  is true is *less than* the set of objects for which  $y$  is true.

The relation  $\leq$  has three obvious properties.

**Lemma 2.6 (reflectivity)**  $x \leq x$ .

**Proof.** Since for any  $\phi$  it is true that  $(\phi|x) \leq (\phi|x)$ , then each proposition  $x$  is less than or equal to itself. ■

**Lemma 2.7 (symmetry)** If  $x \leq y$  and  $y \leq x$  then  $x = y$ .

**Proof.** If two propositions  $x$  and  $y$  are less than or equal to each other, then  $(\phi|x) \leq (\phi|y)$  and  $(\phi|y) \leq (\phi|x)$  for each state  $\phi$  which implies  $(\phi|x) = (\phi|y)$  and, according to (2.1),  $x = y$ . ■

**Lemma 2.8 (transitivity)** If  $x \leq y$  and  $y \leq z$ , then  $x \leq z$ .

**Proof.** If  $x \leq y$  and  $y \leq z$ , then  $(\phi|x) \leq (\phi|y) \leq (\phi|z)$  for every state  $\phi$ , and consequently  $(\phi|x) \leq (\phi|z)$  ■

Properties 2.6, 2.7, and 2.8 tell us that  $\leq$  is a *partial ordering* relation. It is *ordering* because it tells which proposition is “smaller” and which is “larger”. It is *partial*, because it doesn’t apply to all pairs of propositions. There could be propositions  $x$  and  $y$ , such that for some states  $(\phi|x) > (\phi|y)$ , while for other states  $(\phi|x) < (\phi|y)$ . Thus, the set  $\mathcal{L}$  of all propositions is a *partially ordered set*. From eqs. (2.2) and (2.3) we also conclude that

**Lemma 2.9 (definition of  $\mathcal{I}$ )**  $x \leq \mathcal{I}$  for any  $x \in \mathcal{L}$ .

**Lemma 2.10 (definition of  $\emptyset$ )**  $\emptyset \leq x$  for any  $x \in \mathcal{L}$ .

### 2.3.3 Meet

For two propositions  $x$  and  $y$ , suppose that we found a third proposition  $z$  such that

$$z \leq x \quad (2.4)$$

$$z \leq y \quad (2.5)$$

There could be more than one proposition satisfying these properties. We will assume that we can always find one maximum proposition  $z$  in this set which will be called a *meet* of  $x$  and  $y$  and denoted by  $x \wedge y$ . **Example:**  $x$  = “This is a butterfly”,  $y$  = “This is red”,  $x \wedge y$  = “This is a red butterfly”.

The existence of a unique meet is obvious in the case when  $x$  and  $y$  are propositions about the same observable and correspond to two subsets of the real line  $\mathbb{R}$ :  $X$  and  $Y$ , respectively. Then the meet  $z = x \wedge y$  is a proposition corresponding to the intersection of these two subsets  $Z = X \cap Y$ .<sup>11</sup> In this one-dimensional case the operation meet can be identified with the logical operation AND: proposition  $x \wedge y$  is true only when both  $x$  AND  $y$  are true.

The above definition of *meet* can be formalized as

**Postulate 2.11 (definition of  $\wedge$ )**  $x \wedge y \leq x$  and  $x \wedge y \leq y$ .

**Postulate 2.12 (definition of  $\wedge$ )** If  $z \leq x$  and  $z \leq y$  then  $z \leq x \wedge y$ .

One can easily show that the order in which meet operations are performed is not relevant

**Lemma 2.13 (commutativity of  $\wedge$ )**  $x \wedge y = y \wedge x$ .

**Lemma 2.14 (associativity of  $\wedge$ )**  $(x \wedge y) \wedge z = x \wedge (y \wedge z)$ .

---

<sup>11</sup>If  $X$  and  $Y$  do not intersect, then  $z = \emptyset$ .

### 2.3.4 Join

Quite similarly, we assume that for any two propositions  $x$  and  $y$  there always exists a unique *join*  $x \vee y$ , such that both  $x$  and  $y$  are less or equal than  $x \vee y$ , and  $x \vee y$  is the minimum proposition with such a property. **Example:**  $x =$  “This is an Asian elephant”,  $y =$  “This is an African elephant”,  $x \vee y =$  “This is an elephant”.

In the case of propositions about the same observable, the join of  $x$  and  $y$  is a proposition  $z = x \vee y$  whose subset of the real line is a union of the subsets corresponding to  $x$  and  $y$ :  $Z = X \cup Y$ . The proposition  $z$  is true when either  $x$  OR  $y$  is true. So, the join can be identified with the logical operation OR.<sup>12</sup>

The formal version of the above definition of *join* is

**Postulate 2.15 (definition of  $\vee$ )**  $x \leq x \vee y$  and  $y \leq x \vee y$ .

**Postulate 2.16 (definition of  $\vee$ )** If  $x \leq z$  and  $y \leq z$  then  $x \vee y \leq z$ .

Similar to Lemmas 2.13 and 2.14 we see that the order of join operations is irrelevant

**Lemma 2.17 (commutativity of  $\vee$ )**  $x \vee y = y \vee x$ .

**Lemma 2.18 (associativity of  $\vee$ )**  $(x \vee y) \vee z = x \vee (y \vee z)$ .

The properties of propositions listed so far (partial ordering, meet, and join) mean that the set of propositions  $\mathcal{L}$  is what mathematicians call a *complete lattice*.

### 2.3.5 Orthocomplement

There is one more operation on the set of propositions that we need to consider. This operation is called *orthocomplement*. For any proposition  $x$  its orthocomplement is denoted by  $x^\perp$ . In the case of propositions about one observable, the orthocomplement has the meaning of the logical negation (operation NOT). If proposition  $x$  corresponds to the subset  $X$  of the real

---

<sup>12</sup>It is important to note that in quantum logic from  $x \vee y$  being true it does not necessarily follow that either  $x$  or  $y$  are true. The differences between quantum and classical logics are discussed in subsection 2.5.2.

line, then its orthocomplement  $x^\perp$  corresponds to the relative complement of  $X$  with respect to  $\mathbb{R}$  (denoted by  $\mathbb{R} \setminus X$ ). When the value of observable  $F$  is found inside  $X$ , i.e., the value of  $x$  is 1, we immediately know that the value of  $x^\perp$  is zero. Inversely, if  $x$  is false then  $x^\perp$  is necessarily true. **Example:**  $x = \text{"This is big"}$ ,  $x^\perp = \text{"This is small"}$ .

More formally, the orthocomplement  $x^\perp$  is defined as a proposition whose probability measure for each state  $\phi$  is

$$(\phi|x^\perp) = 1 - (\phi|x) \quad (2.6)$$

**Lemma 2.19 (non-contradiction)**  $x \wedge x^\perp = \emptyset$ .

**Proof.** Let us prove this Lemma in the case when  $x$  is a proposition about one observable  $F$ . Suppose that  $x \wedge x^\perp = y \neq \emptyset$ , then, according to Postulate 2.1, there exists a state  $\phi$  such that  $(\phi|y) = 1$ , and, from Postulate 2.11,

$$\begin{aligned} y &\leq x \\ y &\leq x^\perp \\ 1 = (\phi|y) &\leq (\phi|x) \\ 1 = (\phi|y) &\leq (\phi|x^\perp) \end{aligned}$$

It then follows that  $(\phi|x) = 1$  and  $(\phi|x^\perp) = 1$ , which means that any measurement of the observable  $F$  in the state  $\phi$  will result in a value inside both  $X$  and  $\mathbb{R} \setminus X$  simultaneously, which is impossible. This contradiction should convince us that  $x \wedge x^\perp = \emptyset$ . ■

**Lemma 2.20 (double negation)**  $(x^\perp)^\perp = x$ .

**Proof.** From eq. (2.6) we can write for any state  $\phi$

$$\begin{aligned} (\phi|(x^\perp)^\perp) &= 1 - (\phi|x^\perp) \\ &= 1 - (1 - (\phi|x)) \\ &= (\phi|x). \end{aligned}$$

■

**Lemma 2.21 (contraposition)** *If  $x \leq y$  then  $y^\perp \leq x^\perp$ .*

**Proof.** If  $x \leq y$  then  $(\phi|x) \leq (\phi|y)$  and  $(1 - (\phi|x)) \geq (1 - (\phi|y))$  for all states  $\phi$ . But according to our definition (2.6), the two sides of this inequality are probability measures for propositions  $x^\perp$  and  $y^\perp$ , which proves the Lemma. ■

Propositions  $x$  and  $y$  are said to be *disjoint* if  $x \leq y^\perp$  or, equivalently,  $y \leq x^\perp$ . **Example:**  $x$  = “This is a planet” and  $y$  = “This is a butterfly” are disjoint propositions.

When  $x$  and  $y$  are disjoint propositions about the same observable, their corresponding subsets do not intersect:  $X \cap Y = \emptyset$ . For such mutually exclusive propositions the probability of either  $x$  OR  $y$  being true (i.e., the probability corresponding to the proposition  $x \vee y$ ) is the sum of probabilities for  $x$  and  $y$ . It seems natural to generalize this property to all pairs of disjoint propositions

**Postulate 2.22 (probabilities for mutually exclusive propositions)** *If  $x$  and  $y$  are disjoint, then for any state  $\phi$*

$$(\phi|x \vee y) = (\phi|x) + (\phi|y)$$

The following Lemma establishes that either proposition  $x$  or its orthocomplement  $x^\perp$  is definitely true.

**Lemma 2.23 (non-contradiction)**  $x \vee x^\perp = \mathcal{I}$ .

**Proof.** From Lemmas 2.6 and 2.20 it follows that  $x \leq x = (x^\perp)^\perp$  and that propositions  $x$  and  $x^\perp$  are disjoint. Then, by Postulate 2.22, for any state  $\phi$  we obtain

$$(\phi|x \vee x^\perp) = (\phi|x) + (\phi|x^\perp) = (\phi|x) + (1 - (\phi|x)) = 1$$

which proves the Lemma. ■

Adding the orthocomplement to the properties of the propositional system (complete lattice)  $\mathcal{L}$ , we obtain that  $\mathcal{L}$  is an *orthocomplemented lattice*. Axioms of orthocomplemented lattices are collected in the upper part of Table 2.1 for easy reference.

Table 2.1: Axioms of quantum logic

Property	Postulate/Lemma	
<b>Axioms of orthocomplemented lattices</b>		
Reflectivity	2.6	$x \leq x$
Symmetry	2.7	$x \leq y \ \& \ y \leq x \Rightarrow x = y$
Transitivity	2.8	$x \leq y \ \& \ y \leq z \Rightarrow x \leq z$
Definition of $\mathcal{I}$ and $\emptyset$	2.9	$x \leq \mathcal{I}$
	2.10	$\emptyset \leq x$
Definition of $\wedge$ and $\vee$	2.11	$x \wedge y \leq x$
	2.15	$x \leq x \vee y$
Definition of $\wedge$ and $\vee$	2.12	$z \leq x \ \& \ z \leq y \Rightarrow z \leq x \wedge y$
	2.16	$x \leq z \ \& \ y \leq z \Rightarrow x \vee y \leq z$
Commutativity	2.13	$x \vee y = y \vee x$
	2.17	$x \wedge y = y \wedge x$
Associativity	2.14	$(x \vee y) \vee z = x \vee (y \vee z)$
	2.18	$(x \wedge y) \wedge z = x \wedge (y \wedge z)$
Non-contradiction	2.19	$x \wedge x^\perp = \emptyset$
	2.23	$x \vee x^\perp = \mathcal{I}$
Double negation	2.20	$(x^\perp)^\perp = x$
Contraposition	2.21	$x \leq y \Rightarrow y^\perp \leq x^\perp$
Atomicity	2.24	existence of logical atoms
<b>Additional assertions of classical logic</b>		
Distributivity	2.28	$x \vee (y \wedge z) = (x \vee y) \wedge (x \vee z)$
	2.29	$x \wedge (y \vee z) = (x \wedge y) \vee (x \wedge z)$
<b>Additional postulate of quantum logic</b>		
Orthomodularity	2.39	$x \leq y \Rightarrow x \leftrightarrow y$

### 2.3.6 Atomic propositions

One says that proposition  $y$  *covers* proposition  $x$  if the following two statements are true:

- 1)  $x < y$
- 2) If  $x \leq z \leq y$ , then either  $z = x$  or  $z = y$

This means that there are no propositions “intermediate” between  $x$  and  $y$ .

**Example:**  $x =$  “This is 10 dollars”,  $y =$  “This is 10 dollars and 1 cent”

If  $x$  is a proposition about single observable corresponding to the interval  $X \subseteq \mathbb{R}$ , then the interval corresponding to the covering proposition  $y$  can be obtained by adding just one extra point to the interval  $X$ .

A proposition covering  $\emptyset$  is called an *atomic proposition* or simply an *atom*. So, atoms are smallest non-vanishing propositions. They unambiguously specify properties of the system in the most exact way. **Example:**  $x =$  “This is black spider named Albert sitting in the south-west corner of my room.”

We will say that the atom  $p$  is *contained* in the proposition  $x$  if  $p \leq x$  and assume the following

**Postulate 2.24 (atomicity)** *The propositional system  $\mathcal{L}$  is an atomic lattice. This means that*

1. *If  $x \neq \emptyset$ , then there exists at least one atom  $p$  contained in  $x$ .*
2. *Each proposition  $x$  is a join of all atoms contained in it:*

$$x = \bigvee_{p \leq x} p$$

3. *If  $p$  is an atom and  $p \wedge x = \emptyset$ , then  $p \vee x$  covers  $x$ .*

There are three simple Lemmas that follow directly from this Postulate.

**Lemma 2.25** *If  $p$  is an atom and  $x$  is any non-zero proposition then either  $p \wedge x = \emptyset$  or  $p \wedge x = p$ .*

**Proof.** We know that  $\emptyset \leq p \wedge x \leq p$  and that  $p$  covers  $\emptyset$ . Then, according to the definition of covering, either  $p \wedge x = \emptyset$  or  $p \wedge x = p$ . ■



**Lemma 2.26**  *$x \leq y$  if and only if all atoms contained in  $x$  are contained in  $y$  as well.*

**Proof.** If  $x \leq y$  then for each atom  $p$  contained in  $x$  we have  $p \leq x \leq y$  and  $p \leq y$  by the transitivity property 2.8. To prove the inverse statement we notice that if we assume that all atoms in  $x$  are also contained in  $y$  then by Postulate 2.24(2)

$$\begin{aligned} y &= \bigvee_{p \leq y} p \\ &= (\bigvee_{p \leq x} p) \vee (\bigvee_{p \not\leq x} p) \\ &= x \vee (\bigvee_{p \not\leq x} p) \\ &\geq x \end{aligned}$$

■

**Lemma 2.27** *The meet  $x \wedge y$  of two propositions  $x$  and  $y$  is a union of atoms contained in both  $x$  and  $y$ .*

**Proof.** If  $p$  is an atom contained in both  $x$  and  $y$  ( $p \leq x$  and  $p \leq y$ ), then  $p \leq x \wedge y$ . Conversely, if  $p \leq x \wedge y$ , then  $p \leq x$  and  $p \leq y$  by Lemma C.1 ■

## 2.4 Classical logic

### 2.4.1 Truth tables and the distributive law

One may notice that the theory constructed above is similar to classical logic. Indeed if we make substitutions (see Table 2.2) 'less than or equal to'  $\rightarrow$  IF...THEN..., join  $\rightarrow$  OR, meet  $\rightarrow$  AND, orthocomplement  $\rightarrow$  NOT, etc., then properties described in Postulates and Lemmas 2.6 - 2.24 exactly match axioms of classical Boolean logic. For example, the transitivity property in Lemma 2.8 allows us to make syllogisms, like the one analyzed by Aristotle

*If all humans are mortal,  
and all Greeks are humans,  
then all Greeks are mortal.*

Table 2.2: Four operations and two special elements of lattice theory and logic

Name in lattice theory	Name in logic	Meaning in classical logic	Symbol
less or equal	implication	IF $x$ THEN $y$	$x \leq y$
meet	injunction	$x$ AND $y$	$x \wedge y$
join	disjunction	$x$ OR $y$	$x \vee y$
orthocomplement	negation	NOT $x$	$x^\perp$
maximum element	tautology	always true	$\mathcal{I}$
minimum element	absurdity	always false	$\emptyset$

Lemma 2.19 tells that a proposition and its negation cannot be true at the same time. Lemma 2.23 is the famous *tertium non datur* law of logic: either a proposition or its negation is true with no third possibility.

Note, however, that properties 2.6 - 2.24 are not sufficient to build a complete theory of mathematical logic: Boolean logic has two additional axioms, which are called *distributive laws*

**Assertion 2.28**  $x \vee (y \wedge z) = (x \vee y) \wedge (x \vee z)$ .

**Assertion 2.29**  $x \wedge (y \vee z) = (x \wedge y) \vee (x \wedge z)$ .

These laws, unlike axioms of orthocomplemented lattices, cannot be justified by using our approach with probability measures. This is the reason why we call them Assertions. We will not assume their validity in the general case. However, these two Assertions can be proven if we use the fundamental Assertions of classical mechanics: 2.2 and 2.3. In particular, Assertion 2.3 says that in classical pure states all measurements yield the same results, i.e., reproducible. Then for a given classical pure state  $\phi$  each proposition  $x$  is either always true or always false, and the probability measure can have only two values:  $(\phi|x) = 1$  or  $(\phi|x) = 0$ . Such classical probability measure is called the *truth function*. In the double-valued (true-false) Boolean logic, the job of performing logical operations with propositions is greatly simplified by analyzing their truth functions. For example, to show the equality of two propositions it is sufficient to demonstrate that the values of their truth functions are the same for all classical pure states. Let us consider an example. Given two propositions  $x$  and  $y$ , there are at most four possible values

for the pair of their truth functions  $(\phi|x)$  and  $(\phi|y)$ : (1,1), (1,0), (0,1), and (0,0). To analyze these possibilities it is convenient to put the values of the truth functions in a *truth table*. Table 2.3 is the truth table for propositions  $x$ ,  $y$ ,  $x \wedge y$ ,  $x \vee y$ ,  $x^\perp$ , and  $y^\perp$ .<sup>13</sup> The first row in table 2.3 refers to all classical pure states in which both propositions  $x$  and  $y$  are false. The second row refer to states in which  $x$  is false and  $y$  is true, etc.

Table 2.3: Truth table for basic logical operations

$x$	$y$	$x \wedge y$	$x \vee y$	$x^\perp$	$y^\perp$
0	0	0	0	1	1
0	1	0	1	1	0
1	0	0	1	0	1
1	1	1	1	0	0

Table 2.4: Demonstration of the distributive law using truth table

$x$	$y$	$z$	$y \wedge z$	$x \vee (y \wedge z)$	$x \vee y$	$x \vee z$	$(x \vee y) \wedge (x \vee z)$
0	0	0	0	0	0	0	0
0	0	1	0	0	0	1	0
0	1	0	0	0	1	0	0
0	1	1	1	1	1	1	1
1	0	0	0	1	1	1	1
1	0	1	0	1	1	1	1
1	1	0	0	1	1	1	1
1	1	1	1	1	1	1	1

Another example is shown in Table 2.4. It demonstrates the validity of the distributive law<sup>14</sup> in the classical case. As this law involves three different propositions, we need to consider  $8 = 2^3$  different cases. In all these cases the values of the truth functions in columns 5 and 8 are identical which means that

$$x \vee (y \wedge z) = (x \vee y) \wedge (x \vee z)$$

<sup>13</sup>Here we assume that all these propositions are non-empty.

<sup>14</sup>Assertion 2.28

Assertion 2.29 can be derived in a similar way.

Thus we have shown that in the world of classical mechanics the set of propositions  $\mathcal{L}$  is an orthocomplemented atomic lattice with distributive laws 2.28 and 2.29. Such a lattice will be called a *classical propositional system* or, shortly, *classical logic*. Study of classical logics and its relationship to classical mechanics is the topic of the present section.

### 2.4.2 Atomic propositions in classical logic

Our next step is to demonstrate that classical logic provides the entire mathematical framework of classical mechanics, i.e., the description of observables and states in the *phase space*. First, we prove four Lemmas.

**Lemma 2.30** *In classical logic, if  $x < y$ , then there exists an atom  $p$  such that  $p \wedge x = \emptyset$  and  $p \leq y$ .*

**Proof.** Clearly,  $y \wedge x^\perp \neq \emptyset$ , because otherwise we would have

$$\begin{aligned} y &= y \wedge \mathcal{I} \\ &= y \wedge (x \vee x^\perp) \\ &= (y \wedge x) \vee (y \wedge x^\perp) \\ &= (y \wedge x) \vee \emptyset \\ &= y \wedge x \\ &\leq x \end{aligned}$$

and, by Lemma 2.7,  $x = y$  in contradiction with the condition of the Lemma. Since  $y \wedge x^\perp$  is non-zero, then by Postulate 2.24(1) there exists an atom  $p$  such that  $p \leq y \wedge x^\perp$ . It then follows that  $p \leq x^\perp$ , and by Lemma C.3  $p \wedge x \leq x^\perp \wedge x = \emptyset$ . ■

**Lemma 2.31** *In classical logic, the orthocomplement  $x^\perp$  of a proposition  $x$  (where  $x \neq \mathcal{I}$ ) is a join of all atoms not contained in  $x$ .*

**Proof.** First, it is clear that there should exist at least one atom  $p$  that is not contained in  $x$ . If it were not true, then we would have  $x = \mathcal{I}$  in

contradiction to the condition of the Lemma. Let us now prove that the atom  $p$  is contained in  $x^\perp$ . Indeed, using the distributive law 2.29 we can write

$$\begin{aligned} p &= p \wedge \mathcal{I} \\ &= p \wedge (x \vee x^\perp) \\ &= (p \wedge x) \vee (p \wedge x^\perp) \end{aligned}$$

According to Lemma 2.25 we now have four possibilities:

1.  $p \wedge x = \emptyset$  and  $p \wedge x^\perp = \emptyset$ ; then  $p \leq x \wedge x^\perp = \emptyset$ , which is impossible;
2.  $p \wedge x = p$  and  $p \wedge x^\perp = p$ ; then  $p = p \wedge p = (p \wedge x) \wedge (p \wedge x^\perp) = p \wedge (x \wedge x^\perp) = p \wedge \emptyset = \emptyset$ , which is impossible;
3.  $p \wedge x = p$  and  $p \wedge x^\perp = \emptyset$ ; from Postulate 2.11 it follows that  $p \leq x$ , which contradicts our assumption and should be dismissed;
4.  $p \wedge x = \emptyset$  and  $p \wedge x^\perp = p$ ; from this we have  $p \leq x^\perp$ , i.e.,  $p$  is contained in  $x^\perp$ .

This shows that all atoms not contained in  $x$  are contained in  $x^\perp$ . Further, from Lemmas 2.19 and 2.27 it follows that all atoms contained in  $x^\perp$  are not contained in  $x$ . The statement of the Lemma then follows from Postulate 2.24(2). ■

**Lemma 2.32** *In classical logic, two different atoms  $p$  and  $q$  are always disjoint:  $q \leq p^\perp$ .*

**Proof.** By Lemma 2.31,  $p^\perp$  is a join of all atoms different from  $p$ , including  $q$ , thus  $q \leq p^\perp$ . ■

**Lemma 2.33** *In classical logic, the join  $x \vee y$  of two propositions  $x$  and  $y$  is a join of atoms contained in either  $x$  or  $y$ .*

**Proof.** If  $p \leq x$  or  $p \leq y$  then  $p \leq x \vee y$ . Conversely, suppose that  $p \leq x \vee y$  and  $p \wedge x = \emptyset$ ,  $p \wedge y = \emptyset$ , then

$$\begin{aligned} p &= p \wedge (x \vee y) \\ &= (p \wedge x) \vee (p \wedge y) \\ &= \emptyset \vee \emptyset \\ &= \emptyset \end{aligned}$$

which is absurd. ■

Now we are ready to prove the important fact that in classical mechanics propositions can be interpreted as subsets of a set  $S$ , which is called the *phase space*.

**Theorem 2.34** *For any classical logic  $\mathcal{L}$ , there exists a set  $S$  and an isomorphism  $f(x)$  between elements  $x$  of  $\mathcal{L}$  and subsets of the set  $S$  such that*

$$x \leq y \Leftrightarrow f(x) \subseteq f(y) \quad (2.7)$$

$$f(x \wedge y) = f(x) \cap f(y) \quad (2.8)$$

$$f(x \vee y) = f(x) \cup f(y) \quad (2.9)$$

$$f(x^\perp) = S \setminus f(x) \quad (2.10)$$

where  $\subseteq$ ,  $\cap$ ,  $\cup$ , and  $\setminus$  are usual set-theoretical operations of inclusion, intersection, union and relative complement.

**Proof.** The statement of the theorem follows immediately if we choose  $S$  to be the set of all atoms. Then property (2.7) follows from Lemma 2.26, eq. (2.8) follows from Lemma 2.27. Lemmas 2.33 and 2.31 imply eqs. (2.9) and (2.10), respectively. ■

### 2.4.3 Atoms and pure classical states

**Lemma 2.35** *In classical logic, if  $p$  is an atom and  $\phi$  is a pure state such that  $(\phi|p) = 1$ ,<sup>15</sup> then for any other atom  $q$  we have  $(\phi|q) = 0$ .*

---

<sup>15</sup>such a state always exists due to Postulate 2.1.

**Proof.** According to Lemma 2.32,  $q \leq p^\perp$ , and due to eq. (2.6)

$$(\phi|q) \leq (\phi|p^\perp) = 1 - (\phi|p) = 0$$

■

**Lemma 2.36** *In classical logic, if  $p$  is an atom and  $\phi$  and  $\psi$  are two pure states such that  $(\phi|p) = (\psi|p) = 1$ , then  $\phi = \psi$ .*

**Proof.** There are propositions of two kinds: those containing the atom  $p$  and those not containing the atom  $p$ . For any proposition  $x$  containing the atom  $p$  we denote by  $q$  the atoms contained in  $x$  and obtain using Postulate 2.24(2), Lemma 2.32, Postulate 2.22, and Lemma 2.35

$$\begin{aligned} (\phi|x) &= (\phi|\vee_{q \leq x} q) \\ &= \sum_{q \leq x} (\phi|q) \\ &= (\phi|p) \\ &= 1 \end{aligned}$$

The same equation holds for the state  $\psi$ . Similarly we can show that for any proposition  $y$  not containing the atom  $p$

$$(\phi|y) = (\psi|y) = 0$$

Since probability measures of  $\phi$  and  $\psi$  are the same for all propositions, these two states are equal. ■

**Theorem 2.37** *In classical logic, there is an isomorphism between atoms  $p$  and pure states  $\phi_p$  such that*

$$(\phi_p|p) = 1 \tag{2.11}$$

**Proof.** From Postulate 2.1 we know that for each atom  $p$  there is a state  $\phi_p$  in which eq. (2.11) is valid. From Lemma 2.35 this state is unique. To prove the reverse statement we just need to show that for each pure state  $\phi_p$  there is a unique atom  $p$  such that  $(\phi_p|p) = 1$ . Suppose that for each atom  $p$  we have  $(\phi_p|p) = 0$ . Then, taking into account that  $\mathcal{I}$  is a join of all atoms, that all atoms are mutually disjoint, and using Postulate 2.22, we obtain

$$\begin{aligned}
 1 &= (\phi_p|\mathcal{I}) \\
 &= (\phi_p|\vee_{p \leq \mathcal{I}} p) \\
 &= \sum_{p \leq \mathcal{I}} (\phi_p|p) \\
 &= 0
 \end{aligned}$$

which is absurd. Therefore, for each state  $\phi_p$  one can always find at least one atom  $p$  such that eq. (2.11) is valid. Finally, we need to show that if  $p$  and  $q$  are two such atoms, then  $p = q$ . This follows from the fact that for each pure classical state the probability measures (or the truth functions) corresponding to propositions  $p$  and  $q$  are exactly the same. For the state  $\phi_p$  the truth function is equal to 1, for all other pure states the truth function is equal to 0. ■

#### 2.4.4 The classical phase space

Now we are fully equipped to discuss the phase space representation in classical mechanics. Suppose that the physical system under consideration has observables  $A, B, C, \dots$  with corresponding spectra  $S_A, S_B, S_C, \dots$ . According to Theorem 2.37, for each atom  $p$  of the propositional system we can find its corresponding pure state  $\phi_p$ . Due to Assertion 2.2, all observables  $A, B, C, \dots$  can be measured simultaneously in this state. Such measurements will assign to the state  $\phi_p$  a set of real numbers  $A_p, B_p, C_p, \dots$  - the values of observables. Let us suppose that the full set of observables  $\{A, B, C, \dots\}$  contains a minimal subset of observables  $\{X, Y, Z, \dots\}$  whose values  $\{X_p, Y_p, Z_p, \dots\}$  uniquely enumerate all pure states  $\phi_p$  and therefore all atoms  $p$ . So, there is a one-to-one correspondence between number sets  $\{X_p, Y_p, Z_p, \dots\}$  and atoms  $p$ . Then the set of all atoms can be identified with the direct product<sup>16</sup> of

---

<sup>16</sup>See Appendix A for definition of the direct product.



spectra of the minimal set of observables  $S = S_X \times S_Y \times S_Z \times \dots$ . This direct product is called the *phase space* of the system. The values  $\{X_p, Y_p, Z_p, \dots\}$  of the independent observables  $\{X, Y, Z, \dots\}$  in each point  $s \in S$  provide the phase space with “coordinates”. Other (dependent) observables  $A, B, C, \dots$  can be represented as real functions  $A(s), B(s), C(s), \dots$  on  $S$  or as functions of independent observables  $\{X, Y, Z, \dots\}$ .

In this representation, propositions can be viewed as subsets of the phase space. Another way is to consider propositions as special cases of observables (= real functions on  $S$ ): The function corresponding to the proposition about the subset  $T$  of the phase space is the *characteristic function* of this subset

$$\xi(s) = \begin{cases} 1, & \text{if } s \in T \\ 0, & \text{if } s \notin T \end{cases}$$

Atomic propositions correspond to single-point subsets of the phase space  $S$ .

Let us consider the above statements on a simple example which will be studied in more detail in section 5.3. We will see there that in the case of a single massive spinless particle one can choose six independent observables, namely three components of the particle’s position  $\mathbf{r}$  and three components of the momentum  $\mathbf{p}$ . All other one-particle observables (the energy, angular momentum, velocity, etc.) can be expressed as real functions of  $\mathbf{r}$  and  $\mathbf{p}$ . The spectrum of each component of the position and momentum is the real line  $\mathbb{R}$ . Thus the one-particle phase space is a direct product of six infinite intervals  $(-\infty, \infty)$ , i.e., the 6-dimensional space  $\mathbb{R}^6$ . Let us consider two examples of propositions in  $\mathbb{R}^6$ . The proposition  $R$  = “position of the particle is  $\mathbf{r}_0$ ” is represented in the phase space by a 3-dimensional hyperplane with fixed position  $\mathbf{r} = \mathbf{r}_0$  and arbitrary momentum  $\mathbf{p}$ . The proposition  $P$  = “momentum of the particle is  $\mathbf{p}_0$ ” is represented by another 3-dimensional hyperplane in which the value of momentum is fixed, while position is arbitrary. The meet of these two propositions is represented by the intersection of the hyperplanes  $s = R \cap P$  which is a point  $(\mathbf{r}_0, \mathbf{p}_0)$  in the phase space and an atom in the propositional system.

Probability measures have a simple interpretation in the classical phase space. Each state  $\phi$  (not necessarily a pure state) defines probabilities  $(\phi|p)$  for all atoms  $p$  (= all points  $s$  in the phase space). Each proposition  $x$  is a join of disjoint atoms contained in  $x$ .

$$x = \vee_{q \leq x} q$$

Then, by Postulates 2.22, 2.24, and Lemma 2.32 the probability of the proposition  $x$  being true in the state  $\phi$  is

$$(\phi|x) = (\phi|\vee_{q \leq x} q) \quad (2.12)$$

$$= \sum_{q \leq x} (\phi|q) \quad (2.13)$$

So, the value of the probability measure for all propositions  $x$  is uniquely determined by its values on atoms. In many important cases (e.g., in the case of a single particle discussed above), the phase space is continuous, and instead of considering probabilities  $(\phi|q)$  at points in the phase space (= atoms) it is convenient to consider the *probability density* which is a function  $\Phi(s)$  on the phase space such that

- 1)  $\Phi(s) \geq 0$ ;
- 2)  $\int_S \Phi(s) ds = 1$ .

Then the value of the probability measure  $(\phi|x)$  is obtained by the integral

$$(\phi|x) = \int_X \Phi(s) ds$$

over the subset  $X$  corresponding to the proposition  $x$ .

For a pure classical state  $\phi$ , the probability density is localized at one point  $s_0$  in the phase space and has the form of the delta function  $\Phi(s) = \delta(s - s_0)$ . For such states, the probability measure may only have values 0 or 1 for each proposition  $x$ . The value of  $(\phi|x)$  is 0 if the point  $s_0$  does not belong to the subset  $X$  corresponding to the proposition  $x$ , and the value is 1 otherwise.

$$(\phi|x) = \int_X \delta(s - s_0) ds = \begin{cases} 1, & \text{if } s_0 \in X \\ 0, & \text{if } s_0 \notin X \end{cases}$$

This shows that for pure classical states the probability measure degenerates to the two-valued truth function, in agreement with our discussion in subsection 2.4.1.

The states whose probability density is nonzero at more than one point (i.e., is different from the delta function) are called *classical mixed states*.

## 2.5 Quantum logic

The above derivations of properties of classical logic and phase spaces relied heavily on two Assertions of classical mechanics 2.2 and 2.3 and on the validity of distributive laws (Assertions 2.28 and 2.29). In quantum mechanics we are not allowed to use these Assertions. In this section we will build *quantum logic*, in which the distributive laws are not necessarily valid. Quantum logic is a foundation of the entire mathematical formalism of quantum theory, as we will see in the rest of this chapter.

### 2.5.1 Compatibility of propositions

Propositions  $x$  and  $y$  are said to be *compatible* (denoted  $x \leftrightarrow y$ ) if

$$x = (x \wedge y) \vee (x \wedge y^\perp) \quad (2.14)$$

$$y = (x \wedge y) \vee (x^\perp \wedge y) \quad (2.15)$$

The notion of compatibility has a great importance for quantum theory. In subsection 2.6.3 we will see that two propositions can be measured simultaneously if and only if they are compatible.

**Theorem 2.38** *In an orthocomplemented lattice all propositions are compatible if and only if the lattice is distributive.*

**Proof.** If the lattice is distributive then for any two propositions  $x$  and  $y$

$$(x \wedge y) \vee (x \wedge y^\perp) = x \wedge (y \vee y^\perp) = x \wedge \mathcal{I} = x$$

and, changing places of  $x$  and  $y$

$$(x \wedge y) \vee (x^\perp \wedge y) = y$$

These formulas coincide with our definitions of compatibility (2.14) and (2.15) which proves the direct statement of the theorem.

The proof of the inverse statement (compatibility  $\rightarrow$  distributivity) is more lengthy. We assume that all propositions in our lattice are compatible with each other and choose three arbitrary propositions  $x$ ,  $y$ , and  $z$ . Now we are going to prove that the distributive laws<sup>17</sup>

$$(x \wedge z) \vee (y \wedge z) = (x \vee y) \wedge z \quad (2.16)$$

$$(x \vee z) \wedge (y \vee z) = (x \wedge y) \vee z \quad (2.17)$$

are valid. First we prove that the following 7 propositions (some of them may be empty) are mutually disjoint (see Fig. 2.4)

$$\begin{aligned} q_1 &= x \wedge y \wedge z \\ q_2 &= x^\perp \wedge y \wedge z \\ q_3 &= x \wedge y^\perp \wedge z \\ q_4 &= x \wedge y \wedge z^\perp \\ q_5 &= x \wedge y^\perp \wedge z^\perp \\ q_6 &= x^\perp \wedge y \wedge z^\perp \\ q_7 &= x^\perp \wedge y^\perp \wedge z \end{aligned}$$

For example, to show that propositions  $q_3$  and  $q_5$  are disjoint we notice that  $q_3 \leq z$  and  $q_5 \leq z^\perp$  (by Postulate 2.11). Then by Lemma 2.21  $z \leq q_5^\perp$  and  $q_3 \leq z \leq q_5^\perp$ . Therefore by Lemma 2.8  $q_3 \leq q_5^\perp$ .

Since by our assumption both  $x \wedge z$  and  $x \wedge z^\perp$  are compatible with  $y$ , we obtain

$$\begin{aligned} x \wedge z &= (x \wedge z \wedge y) \vee (x \wedge z \wedge y^\perp) = q_1 \vee q_3 \\ x \wedge z^\perp &= (x \wedge z^\perp \wedge y) \vee (x \wedge z^\perp \wedge y^\perp) = q_4 \vee q_5 \end{aligned}$$

---

<sup>17</sup>Assertions 2.28 and 2.29

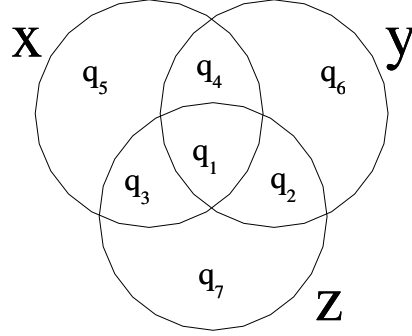


Figure 2.4: To the proof of Theorem 2.38.

so that

$$x = (x \wedge z) \vee (x \wedge z^\perp) = q_1 \vee q_3 \vee q_4 \vee q_5$$

Similarly we show

$$\begin{aligned} y \wedge z &= q_1 \vee q_2 \\ y &= q_1 \vee q_2 \vee q_4 \vee q_6 \\ z &= q_1 \vee q_2 \vee q_3 \vee q_7 \end{aligned}$$

Then denoting  $Q = q_1 \vee q_2 \vee q_3$  we obtain

$$(x \wedge z) \vee (y \wedge z) = (q_1 \vee q_3) \vee (q_1 \vee q_2) = q_1 \vee q_2 \vee q_3 = Q \quad (2.18)$$

From Postulate 2.12 and  $y \vee x = Q \vee q_4 \vee q_5 \vee q_6$  it follows that

$$Q \leq (Q \vee q_7) \wedge (Q \vee q_4 \vee q_5 \vee q_6) = (x \vee y) \wedge z \quad (2.19)$$

On the other hand, from  $q_4 \vee q_5 \vee q_6 \leq q_7^\perp$ , Lemma C.3, and the definition of compatibility it follows that

$$(x \vee y) \wedge z = (Q \vee q_4 \vee q_5 \vee q_6) \wedge (Q \vee q_7) \leq (Q \vee q_7^\perp) \wedge (Q \vee q_7) = Q \quad (2.20)$$

Therefore, applying the symmetry property 2.7 to eq. (2.19) and (2.20), we obtain

$$(x \vee y) \wedge z = Q \quad (2.21)$$

Comparing eqs. (2.18) and (2.21) we see that the distributive law (2.16) is valid. The other distributive law (2.17) is obtained from eq. (2.16) by duality (see Appendix C). ■

### 2.5.2 The logic of quantum mechanics

In quantum mechanics we are not allowed to use Assertions 2.2 and 2.3 and therefore we must abandon the distributive law. However, in order to get a non-trivial theory we need some substitute for this property. This additional postulate should be specific enough to yield sensible physics and general enough to be non-empty and to include the distributive law as a particular case. The latter requirement is justified by our desire to have classical mechanics as a particular case of more general quantum mechanics.

To find such a generalization we will use the following arguments. From Theorem 2.38 we know that the compatibility of all propositions is a characteristic property of classical Boolean lattices. We also mentioned that this property is equivalent to the simultaneous measurability of propositions. We know that in quantum mechanics not all propositions are simultaneously measurable, therefore they cannot be compatible as well. This suggests that we may try to find a generalization of classical theory by limiting the set of propositions that are mutually compatible. In quantum mechanics, we will postulate that two propositions are definitely compatible if one implies the other, and leave it to mathematics to tell us about the compatibility of other pairs.

**Postulate 2.39 (orthomodularity)** *Propositions about physical systems obey the orthomodular law*

$$a \leq b \Rightarrow a \leftrightarrow b. \quad (2.22)$$

Orthocomplemented lattices with additional Postulate 2.39 are called *orthomodular lattices*.

The *center* of the lattice is the set of elements compatible with all others. Obviously  $\emptyset$  and  $\mathcal{I}$  are in the center. A propositional system in which there are only two elements in the center ( $\emptyset$  and  $\mathcal{I}$ ) is called *irreducible*. Otherwise it is called *reducible*. Any Boolean lattice having more than two elements ( $\emptyset$  and  $\mathcal{I}$  are present in any lattice, of course) is reducible and its center coincides with the entire lattice. Orthomodular atomic irreducible lattices are called *quantum propositional systems* or *quantum logics*. The *rank* of a propositional system is defined as the maximum number of mutually disjoint atoms. For example, the rank of the classical propositional system of one massive spinless particle described in subsection 2.4.4 is the “number of points in the phase space  $\mathbb{R}^6$ ”.

The most fundamental conclusion of our study in this section is that

**Statement 2.40 (quantum logic)** *Experimental propositions form a quantum propositional system.*

In principle, it should be possible to perform all constructions and calculations in quantum theory by using the formalism of orthomodular lattices based on just described postulates. Such an approach would have certain advantages because all its components have clear physical meaning: propositions  $x$  are realizable in laboratories and probabilities  $(\phi|x)$  can be directly measured in experiments. However, this approach meets tremendous difficulties mainly because lattices are rather exotic mathematical objects and we lack intuition when dealing with lattice operations.

We saw that in classical mechanics the happy alternative to obscure lattice theory is provided by Theorem 2.34 which proves the isomorphism between the language of distributive orthocomplemented atomic lattices and the physically transparent language of phase spaces. Is there a similar equivalence theorem in the quantum case? To answer this question, we may notice that there is a striking similarity between algebras of projections on closed subspaces in a complex Hilbert space  $\mathcal{H}$  (see Appendices F and G) and quantum propositional systems discussed above. In particular, if operations between projections (or subspaces) in the Hilbert space are translated to the lattice operations according to Table 2.5, then all axioms of quantum logic can be directly verified. For example, the validity of the Postulate 2.39 follows from Lemmas G.4 and G.5. Atoms can be identified with one-dimensional subspaces or *rays* in  $\mathcal{H}$ . The irreducibility follows from Lemma G.6.

Table 2.5: Translation of terms, symbols, and operations used for subspaces and projections in the Hilbert space, and propositions in quantum logics.

Subspaces	Projections	Propositions
$X \subseteq Y$	$P_X P_Y = P_Y P_X = P_X$	$x \leq y$
$X \cap Y$	$P_{X \cap Y}$	$x \wedge y$
$\text{Span}(X, Y)$	$P_{\text{Span}(X, Y)}$	$x \vee y$
$X'$	$1 - P_X$	$x^\perp$
$X$ and $Y$ are compatible	$[P_X, P_Y] = 0$	$x \leftrightarrow y$
$X \perp Y$	$P_X P_Y = P_Y P_X = 0$	$x$ and $y$ are disjoint
$\mathbf{0}$	$0$	$\emptyset$
$\mathcal{H}$	$1$	$\mathcal{I}$
ray $x$	$ x\rangle\langle x $	$x$ is an atom

One can also verify directly that distributive laws 2.28 and 2.29 are not valid for subspaces in the Hilbert space  $\mathcal{H}$ . To show that, it is sufficient to demonstrate that some consequences of these Assertions are not true. The most apparent is the violation of Lemma 2.31. This Lemma establishes that each atom in the lattice belongs either to  $x$  or to  $x^\perp$  for any  $x$ . In the lattice of subspaces in  $\mathcal{H}$  this is not true<sup>18</sup> as there are atoms belonging neither to  $x$  nor to  $x^\perp$  (see Fig. 2.5). So, the logic represented by subspaces in the Hilbert space is different from classical Boolean logic.<sup>19</sup>

Thus we established that the set of closed subspaces (or projections) in any complex Hilbert space  $\mathcal{H}$  is a representation of some quantum propositional system. The next question is: can we find a Hilbert space representation for *each* quantum propositional system? The answer to this question is given by the famous *Piron theorem* [31, 32] which allows us to claim the isomorphism between the Hilbert space formalism and the logico-probabilistic approach.<sup>20</sup>

**Theorem 2.41 (Piron)** *Any irreducible quantum propositional system  $\mathcal{L}$*

<sup>18</sup>Unless  $x = \emptyset$  or  $x = \mathcal{I}$ .

<sup>19</sup>An interesting question follows from this discussion: “Does this mean that we cannot use classical logic of Aristotle and Boole in our reasoning?” I think that the answer is “yes”. The Boolean logic seems so natural to us because in our everyday life we deal exclusively with classical objects. This logic, in particular its distributive law, does not apply to reasoning about quantum objects.

<sup>20</sup>The proof of the Piron theorem is beyond the scope of this book.



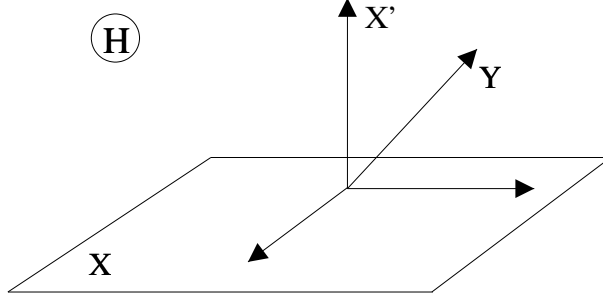


Figure 2.5: Subspaces  $X$  and  $X'$  are orthogonal to each other and their span is entire Hilbert space  $\mathcal{H}$ . One-dimensional subspace (atom)  $Y$  belongs neither to  $X$  nor to  $X'$ . However  $Y$  belongs to  $\text{Span}(X, X') = \mathcal{H}$ . This contradicts Lemma 2.31 of classical logic.

*of rank 4 or higher<sup>21</sup> is isomorphic to the lattice of closed subspaces in a complex<sup>22</sup> Hilbert space  $\mathcal{H}$  such that the correspondences shown in Table 2.5 are true.*

This theorem forms the foundation of the mathematical formalism of quantum physics. In particular, it allows us to express important notions of the observable and state in the new language of Hilbert spaces. This will be done in the next section. Orthomodular lattices of quantum logic, phases spaces of classical mechanics, and Hilbert spaces of quantum mechanics are just different languages for describing relationships between states, observables, and their measured values. Table 2.6 can be helpful in translation between

<sup>21</sup> All propositional systems of interest to physics have infinite (even uncountable) rank, so the condition 'rank  $\geq 4$ ' is not a significant restriction.

<sup>22</sup>The original Piron's theorem still leaves the freedom of choosing any division ring with involutive antiautomorphism as the set of scalars in  $\mathcal{H}$ . We can greatly reduce this freedom if we remember the important role played by real numbers in physics (values of observables are always in  $\mathbb{R}$ ). Therefore, it makes physical sense to consider only those rings which include  $\mathbb{R}$  as a subring. In 1877 Frobenius proved that there are only three such rings. They are *real numbers*  $\mathbb{R}$ , *complex numbers*  $\mathbb{C}$ , and *quaternions*  $\mathbb{H}$ . Although there is vast literature on real and, especially, quaternionic quantum mechanics [34, 35], the relevance of these theories to physics remains uncertain. Therefore, we will stick with complex numbers in this book.

these languages.

Table 2.6: Glossary of terms used in general quantum logic, in classical phase space and in the Hilbert space of quantum mechanics.

Nature	Quantum logic	Phase space	Hilbert space
Statement	proposition	subset	closed subspace
Unambiguous statement	Atom	Point	Ray
AND	meet	intersection	intersection
OR	join	union	linear span
NOT	orthocomplement	relative complement	orthogonal complement
IF...THEN	implication	inclusion of subsets	inclusion of subspaces
Observable	proposition-valued measure on $\mathcal{R}$	real function	Hermitian operator
jointly measurable observables	compatible propositions	all observables are compatible	commuting operators
mutually exclusive statements	disjoint propositions	non-intersecting subsets	orthogonal subspaces
Pure state	Probability measure	delta function	Ray
Mixed state	Probability measure	Probability function	Density operator

## 2.6 Quantum observables and states

### 2.6.1 Observables

Each observable  $F$  naturally defines a mapping (called a *proposition-valued measure*) from the set of intervals of the real line  $\mathbb{R}$  to propositions  $F_E$  in  $\mathcal{L}$  that can be described in words: "the value of the observable  $F$  is inside the interval  $E$  of the real line  $\mathbb{R}$ ". We already discussed properties of propositions about one observable. They can be summarized as follows:

- The proposition corresponding to the intersection of intervals  $E_1$  and

$E_2$  is the meet of propositions corresponding to these intervals

$$F_{E_1 \cap E_2} = F_{E_1} \wedge F_{E_2} \quad (2.23)$$

- The proposition corresponding to the union of intervals  $E_1$  and  $E_2$  is the join of propositions corresponding to these intervals

$$F_{E_1 \cup E_2} = F_{E_1} \vee F_{E_2} \quad (2.24)$$

- The proposition corresponding to the complement of interval  $E$  is the orthocomplement of the proposition corresponding to  $E$

$$F_{\mathbb{R} \setminus E} = F_E^\perp \quad (2.25)$$

- The minimum proposition corresponds to the empty subset of the real line

$$F_\emptyset = \emptyset \quad (2.26)$$

- The maximum proposition corresponds to the real line itself.

$$F_{\mathbb{R}} = \mathcal{I} \quad (2.27)$$

Intervals  $E$  of the real line form a Boolean (distributive) lattice with respect to set theoretical operations  $\subseteq, \cap, \cup$ , and  $\setminus$ . Due to the isomorphism (2.23) - (2.27), the corresponding propositions  $F_E$  also form a Boolean lattice, which is a *sublattice* of our full propositional system. Therefore, according to Theorem 2.38, all propositions about the same observable are compatible. Due to the isomorphism “propositions”  $\leftrightarrow$  “subspaces”, we can use the same notation  $F_E$  for subspaces (projections) in  $\mathcal{H}$  corresponding to intervals  $E$ . Then, according to Lemma G.5, all  $F_E$  commute with each other.

Each point  $f$  in the spectrum of observable  $F$  is called an *eigenvalue* of this observable (operator). The subspace  $F_f \subset \mathcal{H}$  corresponding to the eigenvalue  $f$  is called *eigensubspace* and projection  $P_f$  onto this subspace is called a *spectral projection*. Each vector in the eigensubspace is called *eigenvector* or *eigenstate*. The observable  $F$  has definite values (=eigenvalues) in its eigenstates. This means that eigenstates are examples of states whose existence was guaranteed by Postulate 2.1.

Consider two distinct eigenvalues  $f$  and  $g$  of observable  $F$ . The corresponding intervals (=points) of the real line are disjoint. According to (2.23) - (2.27) propositions  $F_f$  and  $F_g$  are disjoint too, and corresponding subspaces are orthogonal. The linear span of subspaces  $F_f$ , where  $f$  runs through entire spectrum of  $F$ , is the full Hilbert space  $\mathcal{H}$ . Therefore, spectral projections of any observable form a *decomposition of unity*.<sup>23</sup> So, according to discussion in Appendix G.2, we can associate an Hermitian operator

$$F = \sum_f f P_f \quad (2.28)$$

with each observable  $F$ . In what follows we will often use terms 'observable' and 'Hermitian operator' as synonyms.

## 2.6.2 States

As we discussed in subsection 2.3.1, each state  $\phi$  of the system defines a probability measure  $(\phi|x)$  on propositions in quantum logic  $\mathcal{L}$ . According to the isomorphism 'propositions  $\leftrightarrow$  subspaces', the state  $\phi$  also defines a *probability measure*  $(\phi|X)$  on subspaces  $X$  in the Hilbert space  $\mathcal{H}$ . This probability measure is a function from subspaces to the interval  $[0, 1] \subseteq \mathbb{R}$  whose properties follow directly from eqs. (2.2), (2.3), and Postulate 2.22

- The probability corresponding to the whole Hilbert space is 1 in all states

$$(\phi|\mathcal{H}) = 1 \quad (2.29)$$

- The probability corresponding to the empty subspace is 0 in all states

$$(\phi|\mathbf{0}) = 0 \quad (2.30)$$

- The probability corresponding to the linear span of orthogonal subspaces is the sum of probabilities for each subspace

$$(\phi|X \oplus Y) = (\phi|X) + (\phi|Y), \text{ if } X \perp Y \quad (2.31)$$

---

<sup>23</sup>see Appendix G.1

The following important theorem provides a classification of all such probability measures (= all states of the physical system).

**Theorem 2.42 (Gleason [36])** *If  $(\phi|X)$  is a probability measure on closed subspaces in the Hilbert space  $\mathcal{H}$  with properties (2.29) - (2.31), then there exists a non-negative<sup>24</sup> Hermitian operator  $\rho$ <sup>25</sup> in  $\mathcal{H}$  such that<sup>26</sup>*

$$\text{Tr}(\rho) = 1 \quad (2.32)$$

and for any subspace  $X$  with projection  $P_X$  the value of the probability measure is

$$(\phi|X) = \text{Tr}(P_X \rho) \quad (2.33)$$

The proof of this theorem is far from trivial and we refer interested reader to original works [36, 37]. Here we will focus on the physical interpretation of this result. First, we may notice that, according to the spectral theorem F.8, the operator  $\rho$  can be always written as

$$\rho = \sum_i \rho_i |e_i\rangle\langle e_i| \quad (2.34)$$

where  $|e_i\rangle$  is an orthonormal basis in  $\mathcal{H}$ . Then the Gleason theorem means that

$$\rho_i \geq 0 \quad (2.35)$$

$$\sum_i \rho_i = 1 \quad (2.36)$$

$$0 \leq \rho_i \leq 1 \quad (2.37)$$

Among all states satisfying eq. (2.35) - (2.37) there are simple states for which just one coefficient  $\rho_i$  is non-zero. Then, from (2.36) it follows that  $\rho_i = 1$ ,

---

<sup>24</sup>which means that all eigenvalues are greater than or equal to zero

<sup>25</sup>which is called the *density operator* or the *density matrix*

<sup>26</sup> $\text{Tr}$  denotes trace of the matrix of the operator  $\rho$ , which is defined in Appendix F.7.

$\rho_j = 0$  if  $j \neq i$ , and the density operator degenerates to a projection onto the one-dimensional subspace  $|e_i\rangle\langle e_i|$ .<sup>27</sup> Such states will be called *pure quantum* states. It is also common to describe a pure state by a unit vector from its ray. Any unit vector from this ray represents the same state, i.e., in the vector representation of states there is a freedom of choosing an unimodular *phase factor* of the state vector. In what follows we will often use the terms 'pure quantum state' and 'state vector' as synonyms.

One can notice an important difference between classical pure states (from section 2.4) and quantum pure states. The probability measure corresponding to any classical pure state is given by a truth function which can only take values 0 or 1. The value of the probability measure corresponding to the pure quantum state can be any real number between 0 and 1. Thus, unlike classical pure states, quantum pure states are characterized by statistical uncertainties. This conclusion agrees with the fundamental statement 2.5 of quantum mechanics.

Mixed quantum states are expressed as weighed sums of pure states whose coefficients  $\rho_i$  in eq. (2.34) reflect the probabilities with which the pure states enter in the mixture. Therefore, in quantum mechanics there are uncertainties of two types. The first type is the uncertainty present in mixed states. This uncertainty is already familiar to us from classical (statistical) physics. This uncertainty results from our insufficient control of preparation conditions (like when a bullet is fired from a shaky rifle). The second uncertainty is present even in pure quantum states and is unique to quantum mechanics. It does not have a counterpart in classical physics, and it cannot be avoided by tightening the preparation conditions. This uncertainty is a reflection of the mysterious unpredictability of microscopic phenomena.

### 2.6.3 Commuting and compatible observables

In subsection 2.5.1 we defined the notion of compatible propositions. In Appendix G.2 we showed that the compatibility of propositions is equivalent to the commutativity of corresponding projections. The importance of these definitions for physics comes from the fact that for a pair of compatible propositions (=projections=subspaces) there are states in which both these propositions are certain, i.e., simultaneously measurable. A similar state-

---

<sup>27</sup>One-dimensional subspaces are also called *rays*.

ment can be made for two compatible (=commuting) Hermitian operators of observables. According to Theorem G.9, these two operators have a common basis of eigenvectors (=eigenstates). In these eigenstates both observables have definite (eigen)values.

We will assume that for any physical system there always exists a minimal set of mutually compatible (= commuting) observables  $F, G, H, \dots$ <sup>28</sup> Then, according to Appendix G.2 we can build an orthonormal basis of common eigenvectors  $|e_i\rangle$  such that each basis vector is uniquely labeled by eigenvalues  $f_i, g_i, h_i, \dots$  of operators  $F, G, H, \dots$ , i.e., if  $|e_i\rangle$  and  $|e_j\rangle$  are two eigenvectors then there is at least one different eigenvalue in the sets  $f_i, g_i, h_i, \dots$  and  $f_j, g_j, h_j, \dots$

Each state vector  $|\phi\rangle$  can be represented as a linear combination of these basis vectors

$$|\phi\rangle = \sum_i \phi_i |e_i\rangle \quad (2.38)$$

where in the bra-ket notation (see Appendix F.3)

$$\phi_i = \langle e_i | \phi \rangle \quad (2.39)$$

The set of coefficients  $\phi_i$  can be viewed as a function  $\phi(f, g, h, \dots)$  on the common spectrum of observables  $F, G, H, \dots$ . In this form, the coefficients  $\phi_i$  are referred to as the *wave function* of the state  $|\phi\rangle$  in the *representation* defined by observables  $F, G, H, \dots$ . When the spectrum of operators  $F, G, H, \dots$  is continuous, the index  $i$  is, actually, a continuous variable. For example, wave functions in the momentum representation are denoted by  $\phi(p_x, p_y, p_z) = \phi(\mathbf{p})$ .<sup>29</sup>

As there are many different complete sets of mutually commuting operators, the same state can be represented by different wave functions in

---

<sup>28</sup>The set is called *minimal* if no observable from the set can be expressed as a function of other observables from the same set. Any function of observables from the minimal commuting set also commutes with  $F, G, H, \dots$  and with any other such function. In fact, there are many minimal sets of mutually commuting observables that do not commute with each other. We will see in section 5.2 that for one massive spinless particle the three components of position ( $R_x, R_y, R_z$ ) and the three components of momentum ( $P_x, P_y, P_z$ ) are two examples of such minimal commuting sets.

<sup>29</sup>see subsection 5.2.2

different representations. In chapter 5 we will construct wave functions of a single particle in the position and momentum representations and learn how these wave functions transform from one basis to another.

### 2.6.4 Expectation values

Eq. (2.28) defines a spectral decomposition for each observable  $F$ , where index  $f$  runs over all distinct eigenvalues of  $F$ . Then for each pure state  $|\phi\rangle$  we can find the probability of measuring a value  $f$  of the observable  $F$  in this state by using formula<sup>30</sup>

$$\rho_f = \sum_{i=1}^m |\langle e_i^f | \phi \rangle|^2 \quad (2.40)$$

where  $|e_i^f\rangle$  are basis vectors in the range of the projection  $P_f$  and  $m$  is the dimension of the corresponding subspace. This formula defines the probability distribution for values of the observable  $F$  in the state  $|\phi\rangle$ . Sometimes we also need to know the weighed average of values  $f$  which is called the *expectation value* of the observable  $F$  in the state  $|\phi\rangle$  and denoted  $\langle F \rangle$

$$\langle F \rangle = \sum_f \rho_f f$$

Substituting here eq. (2.40) we obtain

$$\begin{aligned} \langle F \rangle &= \sum_{j=1}^n |\langle e_j | \phi \rangle|^2 f_j \\ &\equiv \sum_{j=1}^n |\phi_j|^2 f_j \end{aligned}$$

where the summation is carried out over the entire basis  $|e_j\rangle$  of eigenvectors of the operator  $F$  with eigenvalues  $f_j$ . By using decompositions (2.38) and (2.28) we obtain a more compact formula for the expectation value

---

<sup>30</sup>This is simply the value of the probability measure  $(\phi|P_f)$  (see subsection 2.3.1) corresponding to the spectral projection  $P_f$ .



$$\begin{aligned}
\langle \phi | F | \phi \rangle &= \left( \sum_i \phi_i^* \langle e_i | \right) \left( \sum_j | e_j \rangle f_j \langle e_j | \right) \left( \sum_k \phi_k | e_k \rangle \right) \\
&= \sum_{ijk} \phi_i^* f_j \phi_k \langle e_i | e_j \rangle \langle e_j | e_k \rangle \\
&= \sum_{ijk} \phi_i^* f_j \phi_k \delta_{ij} \delta_{jk} \\
&= \sum_j |\phi_j|^2 f_j \\
&= \langle F \rangle
\end{aligned} \tag{2.41}$$

### 2.6.5 Basic rules of classical and quantum mechanics

Results obtained in this chapter can be summarized as follows. If we want to calculate the probability  $\rho$  for measuring the value of the observable  $F$  inside the interval  $E$  of the real axis for a system prepared in a pure state  $\phi$ , then we need to perform the following steps:

**In classical mechanics:**

1. Define the phase space  $S$  of the physical system;
2. Find a real function  $f : S \rightarrow \mathbb{R}$  corresponding to the observable  $F$ ;
3. Find the subset  $U$  of  $S$  corresponding to the subset  $E$  of the spectrum of the observable  $F$  ( $U$  is the set of all points  $s \in S$  such that  $f(s) \in E$ .);
4. Find the point  $s_\phi \in S$  representing the pure classical state  $\phi$ ;
5. The probability  $\rho$  is equal to 1 if  $s_\phi \in U$  and  $\rho = 0$  otherwise.

**In quantum mechanics:**

1. Define the Hilbert space  $\mathcal{H}$  of the physical system;
2. Find the Hermitian operator  $F$  in  $\mathcal{H}$  corresponding to the observable;
3. Find the eigenvalues and eigenvectors of the operator  $F$ ;

4. Find a spectral projection  $P_E$  corresponding to the subset  $E$  of the spectrum of the operator  $F$ .
5. Find the unit vector  $|\phi\rangle$  (defined up to an arbitrary unimodular factor) representing the state of the system.
6. Use formula  $\rho = \langle\phi|P_E|\phi\rangle$

At this point, there seems to be no connection between the classical and quantum rules. However, we will see in subsection 5.3 that in the macroscopic world with massive objects and poor resolution of instruments, the classical rules emerge as a decent approximation to the quantum ones.

## 2.7 Is quantum mechanics a complete theory?

In sections 2.3 - 2.6 of this chapter we focused on the mathematical formalism of quantum mechanics. Now it is time to discuss the physical meaning and interpretation of these formal rules.

### 2.7.1 Quantum unpredictability in microscopic systems

Let us first review conclusions made in previous sections. In classical mechanics, we have Assertions of simultaneous measurability 2.2 and determinism 2.3. These Assertions express the idea that each pure state of the physical system has a set of well-defined properties, attributes, and observables attached to it. Therefore, in classical mechanics, each pure state can be described by the full collection of its properties, e.g., as a point in the phase space. With time, this point moves along a well-defined and predictable trajectory. This is what can be called a *complete* description of the system.

It appears that for micro-systems Assertions 2.2 and 2.3 are no longer valid and we cannot guarantee the simultaneous measurability and determinism. Therefore we cannot say that the system *has* all its properties at a given time. The complete classical description by points and trajectories in the phase space should be substituted by certain incomplete probabilistic description. This is the essence of quantum mechanics.

Let us illustrate this by two examples. We know from experience that each photon passing through the hole in the *camera obscura* will hit the

photographic plate at some point on the photographic plate. Quantum mechanics allows us to calculate the probability density for these points, but apart from that, the behavior of each individual photon appears to be completely random. Quantum mechanics does not even attempt to predict where each individual photon will hit the target.

Another example of such an apparently random behavior is the decay of unstable nuclei. The nucleus of  $^{232}\text{Th}$  has the lifetime of 14 billion years. This means that in any sample containing thorium, approximately half of all  $^{232}\text{Th}$  nuclei will decay after 14 billion years. In principle, quantum mechanics can calculate the probability of the nuclear decay as a function of time by solving the corresponding Schrödinger equation.<sup>31</sup> However, quantum mechanics cannot even approximately guess when any given nucleus will decay. It could happen today, or it could happen 100 billion years from now.

Although, such unpredictability is certainly a hallmark of microscopic systems it would be wrong to think that it is not affecting our macroscopic world. It appears that chance plays much bigger role in nature than we are willing to recognize. Quite often the effect of random microscopic processes can be amplified to produce a sizable equally random macroscopic effect. Thus, looking at marks left by photons on the photographic plate or hearing clicks of a Geiger counter, we are witnessing truly random events whose exact description and prediction is beyond capabilities of modern science. Another famous example of the amplification of quantum uncertainties is the thought experiment with the “Schrödinger cat” [38].

We see that quantum mechanics does not describe what actually happens; it describes the full range of possibilities of what might have happened and the probability of each possible outcome. Each time nature chooses just one possibility from this range, while obeying the probabilities predicted by quantum mechanics. QM cannot say anything about which particular choice will be made by nature in each particular instance. These choices are completely random and beyond explanation by modern science. This observation is a bit disturbing and embarrassing. Indeed, we have real physically measurable effects (the choices made by nature) for which we have no control and no power to predict the outcome. These are facts without an explanation, effects without a cause. It seems that microscopic particles obey some mysterious random force. Then it is appropriate to ask what is the reason

---

<sup>31</sup>though our current knowledge of nuclear forces is insufficient to make a reliable calculation of that sort for thorium.

for such stochastic behavior of micro-systems? Is it truly random or it just seems to be random? If quantum mechanics cannot explain this random behavior, maybe there is a deeper theory which can? In other words, is quantum mechanics a complete theory? There are basically two conflicting answers widely discussed in literature: the “Copenhagen interpretation” and the “realistic interpretation”.

### 2.7.2 The Copenhagen interpretation

The *Copenhagen interpretation* was advanced primarily by Bohr and Heisenberg. The logic behind their approach is as follows. As we saw in the example with the “Heisenberg’s microscope” in subsection 2.2.3, each act of measurement requires an “interaction” between the observed system and the measuring apparatus. This interaction necessarily disturbs the system, therefore, we cannot know exactly which properties the system “really” had before the measurement. We can only know the properties of the system in contact with the measuring apparatus. The Copenhagen school postulated that this interaction is universal, unavoidable, and has a random unpredictable effect on the result of measurement.

As real intrinsic properties of the system always escape observation, the classical idea that each individual system possesses a certain collection of properties or definite values of observables should not be in the foundation of our theory. According to the Copenhagen interpretation, the correct way is to describe the state of each individual system as a mix or superposition of all possible properties, each with its own probability. The electron or photon or unstable nucleus can be imagined as a cloud of probability or a *wave function* evolving in time according to certain rules, e.g., the Schrödinger equation. The act of measurement consists of interaction between the measuring apparatus and this probability cloud. Such interaction always selects just one possibility among multiple choices present in the wave function. The cloud “collapses” and the probability becomes a certainty due to an unpredictable interaction between the quantum particle and the classical measuring device. So, observables do not have certain values before the measurement. Their values are *created* during the measurement process.

In a short phrase, the Copenhagen interpretation claims that *the probabilistic behavior is an intrinsic characteristic of each individual system*. The probabilistic behavior of the ensemble of identically prepared systems is just a reflection of this uncontrollable probabilistic behavior of individual systems.

### 2.7.3 The realistic interpretation

Einstein was the most outspoken critic of the Copenhagen interpretation and a proponent of an alternative “realistic interpretation”. He wrote:

*I think that a particle must have a separate reality independent of the measurements. That is an electron has spin, location and so forth even when it is not being measured. I like to think that the moon is there even if I am not looking at it.* A. Einstein

In the “realistic” approach to quantum mechanics, each system is supposed to have definite values of all its observables at each time whether we measure them or not, just as in good old classical mechanics. Measurements just reveal these values. In the realistic approach, each member of the ensemble moves along some deterministic trajectory in the phase space, and *the quantum mechanical probabilistic description applies to the ensemble rather than to individual system*. According to these views, it is wrong to describe each individual system by the wave function. The wave function is an abstract mathematical concept that allows us to predict chances of different outcomes of measurements performed in the ensemble. The collapse of the wave function is not more mysterious than the collapse of a classical probability distribution when a bullet hits a target.

Then why ensembles do not behave predictably? Researchers from this school attribute the apparently random behavior of microsystems to some yet unknown “hidden” variables, which are currently beyond our observation and control. According to these “realistic” views, put somewhat simplistically, each photon in camera obscura has a guiding mechanism which directs it to a certain predetermined spot on the photographic plate. Each unstable nucleus has some internal “alarm clock” ticking inside. The nucleus decays when the alarm goes off. The behavior of quantum systems just appears to be random to us because so far we don’t have a clue about these “guiding mechanisms” and “alarm clocks”.

According to the “realistic” interpretation, quantum mechanics is not the final word, and future theory will be able to fully describe the properties of individual systems and predict events without relying on chance.

### 2.7.4 The statistical interpretation of quantum mechanics

Both Copenhagen and realistic interpretations of quantum mechanics have serious problems. If we adopt the Copenhagen interpretation and describe an individual particle by its wave function, then it is not clear how this wave function “knows” when it can undergo a continuous evolution described by the Schrödinger equation and when it should make the sudden “collapse”? Where is the boundary between the measuring device and the quantum system? For example, it is customary to say that the photon is the quantum system and the photographic plate is the measuring device. However, we might adopt a different approach and include the photographic plate together with the photon in our quantum system. Then, we could, in principle, describe both the photon and the photographic plate by a joint wave function. When does this wave function collapse? Where is the measuring apparatus in this case? Human’s eye? Does it mean that while we are not looking, the entire system (photon + photographic plate) remains in a superposition state? If we stick with the Copenhagen interpretation to the end, we may easily reach an absurd conclusion that the ultimate measuring device is human’s brain and all events remain potentialities until they are registered by mind.

The realistic interpretation has its own problems. So far nobody was able to build a convincing theory of hidden variables, and there are reasons to believe that a simple theory of that sort does not exist. One serious reason to be unsatisfied with the realistic approach is provided by the way we formulated quantum mechanical Statements 2.4 and 2.5 as generalizations of classical Assertions 2.2 and 2.3. Quantum mechanics simply abandons the unsupported claims of simultaneous measurability and determinism. So, quantum mechanics with its probabilities is a more general mathematical construction, and classical mechanics with its determinism can be represented as a particular case of this general theory. As Mittelstaedt put it [39]

*...classical mechanics is loaded with metaphysical hypotheses which clearly exceed our everyday experience. Since quantum mechanics is based on strongly relaxed hypotheses of this kind, classical mechanics is less intuitive and less plausible than quantum mechanics. Hence classical mechanics, its language and its logic cannot be the basis of an adequate interpretation of quantum mechanics.*  
P. Mittelstaedt

It is impossible to deny one simple, and yet mysterious fact. The fact is that if we prepare  $N$  absolutely identical physical systems and measure the same observable in each of them, we may find  $N$  different results. Nobody knows why it happens, why physical systems have this random unpredictable behavior. This is just a fact of life. Quantum mechanics simply accepts this fact and does not attempt to explain it.

This discussion leads to a philosophical viewpoint which is somewhat intermediate between the realistic and Copenhagen interpretations and which is called “statistical interpretation” or “ensemble interpretation” [24]. On the one hand, in agreement with Einstein, we can admit that each individual system has certain values of all observables with or without measurement.<sup>32</sup> On the other hand, we can agree with Bohr and Heisenberg that full information about these values cannot be obtained in experiment, and that reality is often unpredictable. This position was best explained (though not shared) by Einstein himself:

*I now imagine a quantum theoretician who may even admit that the quantum-theoretical description refers to ensembles of systems and not to individual systems, but who, nevertheless, clings to the idea that the type of description of the statistical quantum theory will, in its essential features, be retained in the future. He may argue as follows: True, I admit that the quantum-theoretical description is an incomplete description of the individual system. I even admit that a complete theoretical description is, in principle, thinkable. But I consider it proven that the search for such a complete description would be aimless. For the lawfulness of nature is thus constructed that the laws can be completely and suitably formulated within the framework of our incomplete description. To this I can only reply as follows: Your point of view - taken as theoretical possibility - is incontestable. A. Einstein [40]*

In the rest of this book we will try to stay out of this fascinating philosophical debate and follow the fourth approach to quantum mechanics attributed to Feynman: “Shut up and calculate!”

---

<sup>32</sup>A better way to think about it is to say that we just do not want to discuss what properties the system may or may not have while we are not measuring. As we discussed in the Introduction, physics is a science about results of measurements. So, the questions like “does the Moon exist when nobody is looking?” should be answered by philosophers, not by physicists.

### 2.7.5 The measurement problem

Before turning to physics let us touch on a subject that is usually called the “measurement problem” in physical and philosophical literature. The apparent “paradox” is that in quantum mechanics the wave function of a physical system evolves in time smoothly and unitarily<sup>33</sup> up until the instant of measurement. At this point the wave function experiences an unpredictable and abrupt collapse. Another side of this “paradox” is in fundamentally different descriptions of *quantum* physical systems and *classical* measuring apparatuses. For many physicists these contradicting descriptions signify some troubling incompleteness of quantum theory, its inability to describe the world “as it is”.

However, there is no paradox at all. The only problem is in our unrealistic expectations. Intuitively we wish to have a physical theory that encompasses all physical reality: the physical system, the measuring apparatus, the observer, and the entire universe. However this goal is perhaps too ambitious and misleading. Recall our statement about the goals of physics in Introduction. We declared there that we want to have a formalism that allows us to *predict results of any experiment*. In physics we do not want and do not need to describe the whole world “as it is”. We should be entirely satisfied if our theory allows us to calculate the outcome of any conceivable measurement, which is a more modest task. We should not ask for any information that is not measured or cannot be measured. If our theory gives us such an information, then how are we going to verify its correctness? The only available verification mechanism in physics is experiment. Anything outside experiment does not belong to physics.

In every measurement or experiment there is a natural separation between the observed physical system and the measuring apparatus. So, there is nothing wrong in applying a quantum (wave function, Hilbert space, etc) description to the physical system and a different kind of description to the measuring apparatus. Actually, one can argue that it is appropriate not to have any mechanistic representation of the measuring device in the theory. As we mentioned in Introduction, the measuring device can be simply regarded as a black box whose only job is to produce a real number (the value of observable) upon interaction with the physical system. For example, we can simply assume that there exists an ideal black box which measures the observable of momentum. In quantum mechanics this device is fully repre-

---

<sup>33</sup>see subsection 3.2.4



sented by the operator of momentum in the Hilbert space of the system. Real physical devices that measure momenta of particles are some approximations to this ideal measuring black box. However, the inevitable discrepancies between the theoretical and the real life measuring devices should not affect our theoretical representation of the momentum as a Hermitian operator. These discrepancies are just a reminder that all experimental measurements are associated with errors. Of course, these errors should be carefully analyzed when measurements are done. But they should not have any effect on our theoretical description of measuring devices as Hermitian operators.

This means that in quantum mechanics we do not need any special representation of the measuring apparatus (as a pure state vector or as an entangled state or whatever). An Hermitian operator of observable is the most exact and complete description of measurement in quantum theory. For the same reason, there is no point to describe the “interaction” between the physical system and the measuring apparatus by means of some dynamical theory. Dynamical theory (e.g., the Schrödinger equation) is applicable to the physical system only. The “collapse” of the wave function is not a dynamical process, it is just a part of a mathematical formalism that allows us to fulfil the true task of any physical theory - to predict outcomes of experiments. So there is no contradiction or paradox between the unitary time evolution of wave functions between measurements and their “collapses” at the time of measurement.

Perhaps this is a good place to emphasize again that in this book we are not interested in how the wave function evolves after the “collapse”. So, we are not going to discuss repetitive measurements performed on the same copy of the physical system (the same member of the statistical ensemble). After the measurement has been done (the wave function has collapsed, and the value of observable has been obtained), the copy of the system is discarded.



## Chapter 3

# QUANTUM MECHANICS AND RELATIVITY

*There must be no barriers for freedom of inquiry. There is no place for dogma in science. The scientist is free, and must be free to ask any question, to doubt any assertion, to seek for any evidence, to correct any errors.*

J. Robert Oppenheimer

The main goal of this book is to try to build a consistent relativistic quantum theory. Two preceding chapters discussed the ideas of relativity and quantum mechanics separately. Now is the time to unify them in one theory. The major contribution to such an unification was made by Wigner who formulated and proved the famous Wigner theorem and developed the theory of unitary representations of the Poincaré group in the Hilbert space.<sup>1</sup>

### 3.1 Inertial transformations in quantum mechanics

The relativity Postulate 1.1 tells us that any inertial laboratory  $L$  is physically equivalent to any other laboratory  $L' = gL$  obtained from  $L$  by applying

---

<sup>1</sup>see chapter 5

an inertial transformation  $g$ .<sup>2</sup> This means that for identically arranged experiments in these two laboratories the corresponding probability measures  $(\phi|X)$  are the same. As shown in Fig. 1, laboratories are composed of two major parts: the preparation device  $P$  and the observer  $O$ . The inertial transformation  $g$  of the laboratory results in changes of both the preparation device and observer. The change of the preparation device can be interpreted as a change of the state of the system. We can formally denote this change by  $\phi \rightarrow g\phi$ . The change of the observer (or measuring apparatus) can be viewed as a change of the experimental proposition  $X \rightarrow gX$ . Then, the mathematical expression of the relativity principle is that for any  $g$ ,  $\phi$ , and  $X$

$$(g\phi|gX) = (\phi|X) \quad (3.1)$$

In the rest of this chapter (and in chapters 4 – 6) we will develop a mathematical formalism for representing transformations  $g\phi$  and  $gX$  in the Hilbert space. This is the formalism of unitary representations of the Poincaré group, which is a cornerstone of any relativistic approach in quantum physics.

### 3.1.1 Wigner theorem

Let us first focus on inertial transformations of propositions  $X \rightarrow gX$ .<sup>3</sup> Suppose that two observers  $O$  and  $O'$  are related by an inertial transformation:  $O' = gO$ . The experimental propositions attributed to the observer  $O$  form a propositional lattice  $\mathcal{L}(\mathcal{H})$  which is realized as a set of closed subspaces in the Hilbert space  $\mathcal{H}$ . Observer  $O'$  also represents her propositions as subspaces in the same Hilbert space  $\mathcal{H}$ . As these two observers are equivalent, we may expect that their propositional systems have exactly the same mathematical structures, i.e., they are isomorphic. This means that there exists a one-to-one mapping

---

<sup>2</sup>There is a hidden controversy in this statement. Here we assume that parameters  $\{\vec{\phi}; \mathbf{v}; \mathbf{r}; t\}$  of the transformation  $g$  are precisely specified. In particular, the position  $\mathbf{r}$  and the velocity  $\mathbf{v}$  of the laboratory  $gL$  with respect to the laboratory  $L$  have definite values. Strictly speaking, this is not consistent with quantum mechanics. The laboratories are, after all, quantum objects, and simultaneous exact determination of their positions, velocities, and orientations is not possible [41]. Frankly, I do not know how to avoid this inconsistency here. The only justification is that laboratories are massive macroscopic objects for which quantum uncertainties are ridiculously small (see section 5.3).

<sup>3</sup>We will turn to transformations of states  $\phi \rightarrow g\phi$  in the next subsection.

$$K_g : \mathcal{L}(\mathcal{H}) \rightarrow \mathcal{L}(\mathcal{H})$$

that connects propositions of observer  $O$  with propositions of observer  $O'$ , such that all lattice relations between propositions remain unchanged. In particular, we will require that  $K_g$  transforms atoms to atoms;  $K_g$  maps minimum and maximum propositions of  $O$  to the minimum and maximum propositions of  $O'$ , respectively

$$K_g(\mathcal{I}) = \mathcal{I} \tag{3.2}$$

$$K_g(\emptyset) = \emptyset \tag{3.3}$$

and for any  $X, Y \in \mathcal{L}(\mathcal{H})$

$$K_g(X \vee Y) = K_g(X) \vee K_g(Y) \tag{3.4}$$

$$K_g(X \wedge Y) = K_g(X) \wedge K_g(Y) \tag{3.5}$$

$$K_g(X^\perp) = K_g(X)^\perp \tag{3.6}$$

As discussed in subsection 2.5.2, working with propositions is rather inconvenient. It would be better to translate conditions (3.2) - (3.6) into the language of vectors in the Hilbert space. In other words, we would like to find a vector-to-vector transformation  $k_g : \mathcal{H} \rightarrow \mathcal{H}$  which *generates* the subspace-to-subspace transformation  $K_g$ . More precisely, we demand that for each subspace  $X$ , if  $K_g(X) = Y$ , then the generator  $k_g$  maps all vectors in  $X$  into vectors in  $Y$ , so that  $\text{Span}(k_g(x)) = Y$ , where  $x$  runs through all vectors in  $X$ .

The problem with finding generators  $k_g$  is that there are just too many of them. For example, if a ray  $p$  goes to the ray  $K_g(p)$ , then the generator  $k_g$  must map each vector  $|x\rangle \in p$  somewhere inside  $K_g(p)$ , but the exact value of  $k_g|x\rangle$  remains undetermined. Actually, we can multiply each image vector  $k_g|x\rangle$  by an arbitrary nonzero factor  $\eta(|x\rangle)$ , and still have a valid generator. Factors  $\eta(|x\rangle)$  can be chosen independently for each  $|x\rangle \in \mathcal{H}$ . This freedom is very inconvenient from the mathematical point of view.

This problem is solved by the celebrated Wigner theorem [42] which states that we can always select factors  $\eta(|x\rangle)$  in such a way that the vector-to-

vector mapping  $\eta(|x\rangle)k_g$  becomes either linear and unitary or antilinear and antiunitary.<sup>4</sup>

**Theorem 3.1 (Wigner)** *For any isomorphic mapping  $K_g$  of a propositional lattice  $\mathcal{L}(\mathcal{H})$  onto itself, one can find either unitary or antiunitary transformation  $k_g$  of vectors in the Hilbert space  $\mathcal{H}$ , which generates  $K_g$ . For a given  $K_g$  only one of these two possibilities can be realized.*

In this formulation, the Wigner theorem has been proven in ref. [43] (see also [44]). The significance of this theorem comes from the fact that there is a powerful mathematical apparatus for working with unitary and antiunitary transformations, so that their properties (and, thus, properties of subspace transformations  $K_g$ ) can be studied in great detail.

From our study of inertial transformations in chapter 1, we know that there is always a continuous path from the identity transformation  $e = \{\vec{0}, \mathbf{0}, \mathbf{0}, 0\}$  to any other element  $g = \{\vec{\phi}, \mathbf{v}, \mathbf{r}, t\}$  in the Poincaré group. The identity transformation  $e$  is represented in the Hilbert space by the identity operator (up to an arbitrary unimodular factor) which is, of course, unitary. It seems reasonable to demand that the mappings  $g \rightarrow K_g$  and  $g \rightarrow k_g$  are continuous, so, the representative  $k_g$  cannot suddenly switch from unitary to antiunitary along the path connecting  $e$  with  $g$ . Then we can reject the antiunitary transformations as representatives of  $K_g$ .<sup>5</sup>

Although Wigner's theorem reduces the freedom of choosing generators, it does not eliminate this freedom completely: Two unitary transformations  $k_g$  and  $\beta k_g$  (where  $\beta$  is any unimodular constant) generate the same subspace mapping. Therefore, for each  $K_g$  there is a set of generating unitary transformations  $U_g$  differing from each other by a multiplicative constant. Such a set is called a *ray* of transformations  $[U_g]$ .

Results of this subsection can be summarized as follows: each inertial transformation  $g$  of the observer can be represented by a unitary operator  $U_g$  in  $\mathcal{H}$  defined up to an arbitrary unimodular factor: ket vectors are transformed according to  $|x\rangle \rightarrow U_g|x\rangle$  and bra vectors are transformed as

---

<sup>4</sup>See Appendix F.7 for definitions of antilinear and antiunitary operators.

<sup>5</sup> The antiunitary operators may still represent discrete transformations, e.g., time inversion, but we agreed not to discuss such transformations in this book, because they do not correspond to exact symmetries.

$\langle x| \rightarrow \langle x|U_g^{-1}$ . If  $X = \sum_i |e_i\rangle\langle e_i|$ <sup>6</sup> is a projection (proposition) associated with the observer  $O$ , then observer  $O' = gO$  represents the same proposition by the projection

$$\begin{aligned} X' &= \sum_i U_g |e_i\rangle\langle e_i| U_g^{-1} \\ &= U_g X U_g^{-1} \end{aligned}$$

Similarly, if  $F = \sum_i f_i |e_i\rangle\langle e_i|$  is an operator of observable associated with the observer  $O$  then

$$\begin{aligned} F' &= \sum_i f_i U_g |e_i\rangle\langle e_i| U_g^{-1} \\ &= U_g F U_g^{-1} \end{aligned} \tag{3.7}$$

is operator of the same observable from the point of view of the observer  $O' = gO$ .

### 3.1.2 Inertial transformations of states

In the preceding subsection we analyzed the effect of an inertial transformation  $g$  on observers, measuring apparatuses, propositions, and observables. Now we are going to examine the effect of  $g$  on preparation devices and states. We will try to answer the following question: if  $|\Psi\rangle$  is a vector describing a pure state prepared by the preparation device  $P$ , then which state vector  $|\Psi'\rangle$  describes the state prepared by the transformed preparation device  $P' = gP$ ?

To find the connection between  $|\Psi\rangle$  and  $|\Psi'\rangle$  we will use the relativity principle. According to eq. (3.1), for every observable  $F$ , its expectation value should not change after inertial transformation of the entire laboratory (= both the preparation device and the observer). Mathematically, this condition can be written as

$$\begin{aligned} \langle \Psi | F | \Psi \rangle &= \langle \Psi' | F' | \Psi' \rangle \\ &= \langle \Psi' | U_g F U_g^{-1} | \Psi' \rangle \end{aligned} \tag{3.8}$$

---

<sup>6</sup>Here  $|e_i\rangle$  is an orthonormal basis in the subspace  $X$ , see Appendix G.

This equation should be valid for any choice of observable  $F$ . Let us choose  $F = |\Psi\rangle\langle\Psi|$ , i.e., the projection onto the ray containing vector  $|\Psi\rangle$ . Then eq. (3.8) takes the form

$$\begin{aligned}\langle\Psi|\Psi\rangle\langle\Psi|\Psi\rangle &= \langle\Psi'|U_g|\Psi\rangle\langle\Psi|U_g^{-1}|\Psi'\rangle \\ &= \langle\Psi'|U_g|\Psi\rangle\langle\Psi'|U_g|\Psi\rangle^* \\ &= |\langle\Psi'|U_g|\Psi\rangle|^2\end{aligned}$$

The left hand side of this equation is equal to 1. So, for each  $|\Psi\rangle$ , the transformed vector  $|\Psi'\rangle$  is such that

$$|\langle\Psi'|U_g|\Psi\rangle|^2 = 1$$

Since both  $U_g|\Psi\rangle$  and  $|\Psi'\rangle$  are unit vectors, we must have

$$|\Psi'\rangle = \sigma(g)U_g|\Psi\rangle$$

where  $\sigma(g)$  is an unimodular factor. Operator  $U_g$  is defined up to a unimodular factor,<sup>7</sup> therefore, we can absorb the factor  $\sigma(g)$  into the uncertainty of  $U_g$  and finally write the action of the inertial transformation  $g$  on states

$$|\Psi\rangle \rightarrow |\Psi'\rangle = U_g|\Psi\rangle \quad (3.9)$$

Then, taking into account the transformation law for observables (3.7) we can check that, in agreement with the relativity principle, the expectation values remain the same in all laboratories

$$\begin{aligned}\langle F'\rangle &= \langle\Psi'|F'|\Psi'\rangle \\ &= (\langle\Psi|U_g^{-1})(U_gFU_g^{-1})(U_g|\Psi\rangle) \\ &= \langle\Psi|F|\Psi\rangle \\ &= \langle F\rangle\end{aligned} \quad (3.10)$$

---

<sup>7</sup>see subsection 3.1.1



### 3.1.3 The Heisenberg and Schrödinger pictures

The conservation of expectation values (3.10) is valid only in the case when the inertial transformation  $g$  is applied to the laboratory as a whole. What will happen if only observer or only preparation device are transformed?

Let us first consider inertial transformations of observers. If we change the observer without changing the preparation device (=state) then operators of observables change according to (3.7) while the state vector remains the same  $|\Psi\rangle$ . As expected, this transformation changes the results of experiments. For example, the expectation values of observable  $F$  are generally different for different observers  $O$  and  $O' = gO$

$$\begin{aligned}\langle F' \rangle &= \langle \Psi | (U_g F U_g^{-1}) | \Psi \rangle \\ &\neq \langle \Psi | F | \Psi \rangle \\ &= \langle F \rangle\end{aligned}\tag{3.11}$$

On the other hand, if the inertial transformation is applied to the preparation device and the state of the system changes according to eq. (3.9), then the results of measurements are also affected

$$\begin{aligned}\langle F'' \rangle &= (\langle \Psi | U_g^{-1}) F (U_g | \Psi \rangle) \\ &\neq \langle \Psi | F | \Psi \rangle \\ &= \langle F \rangle\end{aligned}\tag{3.12}$$

Formulas (3.11) and (3.12) play a prominent role because many problems in physics can be formulated as questions about descriptions of the same physical system by different observers. An important example is *dynamics*, i.e., the time evolution of the system. In this case one considers time translation elements of the Poincaré group  $g = \{\vec{0}, \mathbf{0}, \mathbf{0}, t\}$ . Then eqs. (3.11) and (3.12) provide two equivalent descriptions of dynamics. Eq. (3.11) describes dynamics in the *Heisenberg picture*. In this picture the state vector of the system remains fixed while operators of observables change with time. Eq. (3.12) provides an alternative description of dynamics in the *Schrödinger picture*. In this description, operators of observables are time-independent, while the state vector of the system depends on time. These two pictures are equivalent because according to (3.1) a shift of the observer by  $g$  (forward

time translation) is equivalent to the shift of the preparation device by  $g^{-1}$  (backward time translation).

One can realize that the notions of Schrödinger and Heisenberg pictures can be applied not only to time translations. They can be generalized to other types of inertial transformations: space translations, rotations, and boosts.

## 3.2 Unitary representations of the Poincaré group

In the preceding section we discussed the representation of a single inertial transformation  $g$  by an isomorphism  $K_g$  of the lattice of propositions and by a ray of unitary operators  $[U_g]$ , which act on states and/or observables in the Hilbert space. We know from chapter 1 that inertial transformations form the Poincaré group. Then subspace mappings  $K_{g_1}, K_{g_2}, K_{g_3}, \dots$  corresponding to different group elements  $g_1, g_2, g_3, \dots$  cannot be arbitrary. They must satisfy conditions

$$K_{g_2}K_{g_1} = K_{g_2g_1} \quad (3.13)$$

$$K_{g^{-1}} = K_g^{-1} \quad (3.14)$$

$$K_{g_3}(K_{g_2}K_{g_1}) = (K_{g_3}K_{g_2})K_{g_1} \quad (3.15)$$

which reflect the group properties of inertial transformations  $g$ .<sup>8</sup> Our goal in this section is to find out which conditions are imposed by (3.13) - (3.15) on the set of unitary representatives  $U_g$  of the Poincaré group.

### 3.2.1 Projective representations of groups

For each group element  $g$  let us choose an arbitrary unitary representative  $U_g$  in the ray  $[U_g]$ . For example, let us choose the representatives (also called generators)  $U_{g_1} \in [U_{g_1}]$ ,  $U_{g_2} \in [U_{g_2}]$ , and  $U_{g_2g_1} \in [U_{g_2g_1}]$ . The product  $U_{g_2}U_{g_1}$  should generate the mapping  $K_{g_2g_1}$ , therefore it can differ from our chosen representative  $U_{g_2g_1}$  by at most a unimodular constant  $\alpha(g_2, g_1)$ . So, we can write for any two transformations  $g_1$  and  $g_2$

---

<sup>8</sup>see Appendix A.2

$$U_{g_2}U_{g_1} = \alpha(g_2, g_1)U_{g_2g_1} \quad (3.16)$$

The factors  $\alpha$  have three properties. First, they are unimodular.

$$|\alpha(g_2, g_1)| = 1 \quad (3.17)$$

Second, from the property (A.2) of the unit element we have for any  $g$

$$U_gU_e = \alpha(g, e)U_g = U_g \quad (3.18)$$

$$U_eU_g = \alpha(e, g)U_g = U_g \quad (3.19)$$

which implies

$$\alpha(g, e) = \alpha(e, g) = 1 \quad (3.20)$$

Third, the associative law (3.15) implies

$$\begin{aligned} U_{g_3}(\alpha(g_2, g_1)U_{g_2g_1}) &= (\alpha(g_3, g_2)U_{g_3g_2})U_{g_1} \\ \alpha(g_2, g_1)\alpha(g_3, g_2g_1)U_{g_3g_2g_1} &= \alpha(g_3g_2, g_1)\alpha(g_3, g_2)U_{g_3g_2g_1} \\ \alpha(g_2, g_1)\alpha(g_3, g_2g_1) &= \alpha(g_3g_2, g_1)\alpha(g_3, g_2) \end{aligned} \quad (3.21)$$

The mapping  $U_g$  from group elements to unitary operators in  $\mathcal{H}$  is called a *projective group representation* of the group if it satisfies eqs (3.16), (3.17), (3.20), and (3.21).

### 3.2.2 Elimination of central charges in the Poincaré algebra

In principle, we could keep the arbitrarily chosen unitary representatives of the subspace transformations  $U_{g_1}, U_{g_2}, \dots$ , as discussed above, and work with thus obtained projective representation of the Poincaré group, but this would result in a rather complicated mathematical formalism. The theory would

be significantly simpler if we could judiciously choose the representatives<sup>9</sup> in such a way that the factors  $\alpha(g_2, g_1)$  in (3.16) are simplified or eliminated altogether. Then we would have a much simpler linear unitary group representation (see Appendix H) instead of the projective group representation. In this subsection we are going to demonstrate that in any projective representation of the Poincaré group such elimination of factors  $\alpha(g_2, g_1)$  is indeed possible [45].

The proof of the last statement is significantly simplified if conditions (3.17), (3.20), and (3.21) are expressed in the Lie algebra notation. In the vicinity of the unit element of the group we can use vectors  $\vec{\zeta}$  from the Poincaré Lie algebra to identify other group elements (see eq. (E.1)), i.e.

$$\begin{aligned} g &= e^{\vec{\zeta}} \\ &= \exp \left( \sum_{a=1}^{10} \zeta^a t_a \right) \end{aligned}$$

where  $t_a$  is the basis of the Poincaré Lie algebra  $(\mathcal{H}, \vec{\mathcal{P}}, \vec{\mathcal{K}}, \vec{\mathcal{J}})$  from subsection 1.3.1. Then we can write unitary representatives  $U_g$  of inertial transformations  $g$  in the form

$$U_{\vec{\zeta}} = \exp \left( -\frac{i}{\hbar} \sum_{a=1}^{10} \zeta^a F_a \right) \quad (3.22)$$

where  $\hbar$  is a real constant which will be left unspecified at this point,<sup>10</sup> and  $F_a$  are ten Hermitian operators in the Hilbert space  $\mathcal{H}$  called the *generators* of the unitary projective representation. Then we can write eq. (3.16) in the form

$$U_{\vec{\zeta}} U_{\vec{\xi}} = \alpha(\vec{\zeta}, \vec{\xi}) U_{\vec{\zeta} \vec{\xi}} \quad (3.23)$$

Since  $\alpha$  is unimodular we can set  $\alpha(\vec{\zeta}, \vec{\xi}) = \exp[i\kappa(\vec{\zeta}, \vec{\xi})]$ , where  $\kappa(\vec{\zeta}, \vec{\xi})$  is a real function. The conditions (3.20) and (3.21) then can be rewritten in terms of  $\kappa$

---

<sup>9</sup>i.e., multiply unitary operators  $U_g$  by unimodular factors  $U_g \rightarrow \beta(g)U_g$

<sup>10</sup>We will identify  $\hbar$  with the Planck constant in subsection 4.1.1

$$\kappa(\vec{\zeta}, \vec{0}) = \kappa(\vec{0}, \vec{\zeta}) = 0 \quad (3.24)$$

$$\kappa(\vec{\xi}, \vec{\zeta}) + \kappa(\vec{\chi}, \vec{\xi\zeta}) = \kappa(\vec{\chi\zeta}, \vec{\zeta}) + \kappa(\vec{\chi}, \vec{\xi}) \quad (3.25)$$

Note that we can write the lowest order term in the Taylor series for  $\kappa$  near the group identity element in the form (see also eq. (E.4))

$$\kappa(\vec{\zeta}, \vec{\xi}) = \sum_{ab=1}^{10} h_{ab} \zeta^a \xi^b \quad (3.26)$$

The constant term, the terms linear in  $\zeta^a$  and  $\xi^b$ , as well as the terms proportional to  $\zeta^a \zeta^b$  and  $\xi^a \xi^b$  are absent on the right hand of (3.26) as a consequence of the condition (3.24).

Using the same arguments as during our derivation of eq. (E.6), we can expand all terms in (3.23) around  $\vec{\zeta} = \vec{\xi} = \vec{0}$

$$\begin{aligned} & \left( 1 - \frac{i}{\hbar} \sum_{a=1}^{10} \xi^a F_a - \frac{1}{2\hbar^2} \sum_{bc=1}^{10} \xi^b \xi^c F_{bc} + \dots \right) \left( 1 - \frac{i}{\hbar} \sum_{a=1}^{10} \zeta^a F_a - \frac{1}{2\hbar^2} \sum_{bc=1}^{10} \zeta^b \zeta^c F_{bc} + \dots \right) \\ &= \left( 1 + i \sum_{ab=1}^{10} h_{ab} \zeta^a \xi^b + \dots \right) \left[ 1 - \frac{i}{\hbar} \sum_{a=1}^{10} \left( \zeta^a + \xi^a + \sum_{bc=1}^{10} f_{bc}^a \xi^b \zeta^c + \dots \right) F_a \right. \\ & \quad \left. - \frac{1}{2\hbar^2} \sum_{ab=1}^{10} (\zeta^a + \xi^a + \dots)(\zeta^b + \xi^b + \dots) F_{ab} + \dots \right] \end{aligned}$$

Equating the coefficients multiplying products  $\xi^a \zeta^b$  on both sides, we obtain

$$-\frac{1}{2\hbar^2}(F_{ab} + F_{ba}) = \frac{1}{\hbar^2} F_a F_b - i h_{ab} + \frac{i}{\hbar} \sum_{c=1}^{10} f_{ab}^c F_c$$

The left hand side of this equation is symmetric with respect to interchange of indices  $a \leftrightarrow b$ . The same should be true for the right hand side. From this condition we obtain commutators of generators  $F$

$$F_a F_b - F_b F_a = i\hbar \sum_{c=1}^{10} C_{ab}^c F_c + E_{ab} \quad (3.27)$$

where  $C_{ab}^c \equiv f_{ab}^c - f_{ba}^c$  are familiar structure constants of the Poincaré Lie algebra (1.39) - (1.46) and  $E_{ab} = i\hbar^2(h_{ab} - h_{ba})$  are imaginary constants, which depend on the choice of representatives  $U_g$  in rays  $[U_g]$ .<sup>11</sup> These constants are called *central charges*. Our main task in this subsection is to prove that representatives  $U_g$  can be chosen in such a way that  $E_{bc} = 0$ , i.e., the central charges get eliminated.

First we will choose an arbitrary set of representatives  $U_g$ . In accordance with our notation in section 1.3 we will use symbols

$$(\tilde{H}, \tilde{\mathbf{P}}, \tilde{\mathbf{J}}, \tilde{\mathbf{K}}) \quad (3.28)$$

to denote the generators  $F_a$  of the projective representation  $U_g$ . These generators correspond to time translation, space translation, rotations, and boosts, respectively. Then using the structure constants  $C_{bc}^a$  of the Poincaré Lie algebra from eqs (1.39) - (1.46) we obtain the full list of commutators (3.27).

$$[\tilde{J}_i, \tilde{P}_j] = i\hbar \sum_{k=1}^3 \epsilon_{ijk} \tilde{P}_k + E_{ij}^{(1)} \quad (3.29)$$

$$[\tilde{J}_i, \tilde{J}_j] = i\hbar \sum_{k=1}^3 \epsilon_{ijk} (\tilde{J}_k + iE_k^{(2)}) \quad (3.30)$$

$$[\tilde{J}_i, \tilde{K}_j] = i\hbar \sum_{k=1}^3 \epsilon_{ijk} \tilde{K}_k + E_{ij}^{(3)} \quad (3.31)$$

$$[\tilde{P}_i, \tilde{P}_j] = E_{ij}^{(4)} \quad (3.32)$$

$$[\tilde{J}_i, \tilde{H}] = E_i^{(5)} \quad (3.33)$$

$$[\tilde{P}_i, \tilde{H}] = E_i^{(6)} \quad (3.34)$$

$$[\tilde{K}_i, \tilde{K}_j] = -i\frac{\hbar}{c^2} \sum_{k=1}^3 \epsilon_{ijk} (\tilde{J}_k + iE_k^{(7)}) \quad (3.35)$$

$$[\tilde{K}_i, \tilde{P}_j] = -i\frac{\hbar}{c^2} \tilde{H} \delta_{ij} + E_{ij}^{(8)}, \quad (3.36)$$

$$[\tilde{K}_i, \tilde{H}] = -i\hbar \tilde{P}_i + E_i^{(9)} \quad (3.37)$$

---

<sup>11</sup>To be exact, we must write  $E_{bc}$  on the right hand side of eq. (3.27) multiplied by the identity operator  $I$ . However, we will omit the symbol  $I$  here for brevity.

Here we arranged  $E_{bc}$  into nine sets of central charges  $E^{(1)} \dots E^{(9)}$ . In eq. (3.30) and (3.35) we took into account that their left hand sides are antisymmetric tensors. So, the central charges must form an antisymmetric tensor as well, and, according to Table D.1, they can be represented as  $-\hbar \sum_{k=1}^3 \epsilon_{ijk} E_k^{(2)}$  and  $\hbar c^{-2} \sum_{k=1}^3 \epsilon_{ijk} E_k^{(7)}$ , respectively, where  $E_k^{(2)}$  and  $E_k^{(7)}$  are 3-vectors.

Next we will use the requirement that commutators (3.29) - (3.37) must satisfy the Jacobi identity.<sup>12</sup> This will allow us to make some simplifications. For example, using  $\tilde{P}_3 = -\frac{i}{\hbar}[\tilde{J}_1, \tilde{P}_2] + \frac{i}{\hbar}E_{12}^{(1)}$ , and the fact that all constants  $E$  commute with generators of the group, we obtain

$$\begin{aligned}
 [\tilde{P}_3, \tilde{P}_1] &= -\frac{i}{\hbar}[(\tilde{J}_1, \tilde{P}_2) + E_{12}^{(1)}], \tilde{P}_1] \\
 &= -\frac{i}{\hbar}[(\tilde{J}_1, \tilde{P}_2), \tilde{P}_1] \\
 &= -\frac{i}{\hbar}[(\tilde{P}_1, \tilde{P}_2), \tilde{J}_1] - \frac{i}{\hbar}[(\tilde{J}_1, \tilde{P}_1), \tilde{P}_2] \\
 &= -\frac{i}{\hbar}[E_{12}^{(4)}, \tilde{J}_1] - \frac{i}{\hbar}[E_{11}^{(1)}, \tilde{P}_2] \\
 &= 0
 \end{aligned}$$

so  $E_{31}^{(4)} = 0$ . Similarly, we can show that  $E_{ij}^{(4)} = E_i^{(5)} = E_i^{(6)} = 0$  for all values of  $i, j = 1, 2, 3$ .

Using the Jacobi identity we further obtain

$$\begin{aligned}
 i\hbar[\tilde{J}_3, \tilde{P}_3] &= [(\tilde{J}_1, \tilde{J}_2), \tilde{P}_3] \\
 &= [(\tilde{P}_3, \tilde{J}_2), \tilde{J}_1] + [(\tilde{J}_1, \tilde{P}_3), \tilde{J}_2] \\
 &= i\hbar[\tilde{J}_1, \tilde{P}_1] + i\hbar[\tilde{J}_2, \tilde{P}_2]
 \end{aligned} \tag{3.38}$$

and, similarly,

$$i\hbar[\tilde{J}_1, \tilde{P}_1] = i\hbar[\tilde{J}_2, \tilde{P}_2] + i\hbar[\tilde{J}_3, \tilde{P}_3] \tag{3.39}$$

By adding eqs. (3.38) and (3.39) we see that

$$[\tilde{J}_2, \tilde{P}_2] = 0 \tag{3.40}$$

---

<sup>12</sup>eq. (E.10), which is equivalent to the associativity conditions (3.15) and (3.25)

Similarly, we obtain  $[\tilde{J}_1, \tilde{P}_1] = [\tilde{J}_3, \tilde{P}_3] = 0$ , which means that

$$E_{ii}^{(1)} = 0 \quad (3.41)$$

Using the Jacobi identity again, we obtain

$$\begin{aligned} i\hbar[\tilde{J}_2, \tilde{P}_3] &= [[\tilde{J}_3, \tilde{J}_1], \tilde{P}_3] \\ &= [[\tilde{P}_3, \tilde{J}_1], \tilde{J}_3] + [[\tilde{J}_3, \tilde{P}_3], \tilde{J}_1] \\ &= -i\hbar[\tilde{J}_3, \tilde{P}_2] \end{aligned}$$

This antisymmetry property is also true in the general case (for any  $i, j = 1, 2, 3; i \neq j$ )

$$[\tilde{J}_i, \tilde{P}_j] = -[\tilde{J}_j, \tilde{P}_i] \quad (3.42)$$

Putting together (3.40) and (3.42) we see that tensor  $[\tilde{J}_i, \tilde{P}_j]$  is antisymmetric. This implies that we can introduce a vector  $E_k^{(1)}$  such that

$$E_{ij}^{(1)} = -\hbar \sum_{k=1}^3 \epsilon_{ijk} E_k^{(1)}$$

and

$$[\tilde{J}_i, \tilde{P}_j] = i\hbar \sum_{k=1}^3 \epsilon_{ijk} (\tilde{P}_k + iE_k^{(1)}) \quad (3.43)$$

Similarly, we can show that  $E_{ii}^{(3)} = 0$  and

$$[\tilde{J}_i, \tilde{K}_j] = i\hbar \sum_{k=1}^3 \epsilon_{ijk} (\tilde{K}_k + iE_k^{(3)})$$

Taking into account the above results, commutation relations (3.29)-(3.37) now take the form



$$[\tilde{J}_i, \tilde{P}_j] = i\hbar \sum_{k=1}^3 \epsilon_{ijk} (\tilde{P}_k + iE_k^{(1)}) \quad (3.44)$$

$$[\tilde{J}_i, \tilde{J}_j] = i\hbar \sum_{k=1}^3 \epsilon_{ijk} (\tilde{J}_k + iE_k^{(2)}) \quad (3.45)$$

$$[\tilde{J}_i, \tilde{K}_j] = i\hbar \sum_{k=1}^3 \epsilon_{ijk} (\tilde{K}_k + iE_k^{(3)}) \quad (3.46)$$

$$[\tilde{P}_i, \tilde{P}_j] = [\tilde{J}_i, \tilde{H}] = [\tilde{P}_i, \tilde{H}] = 0 \quad (3.47)$$

$$[\tilde{K}_i, \tilde{K}_j] = -i \frac{\hbar}{c^2} \sum_{k=1}^3 \epsilon_{ijk} (\tilde{J}_k + iE_k^{(7)}) \quad (3.48)$$

$$[\tilde{K}_i, \tilde{P}_j] = -i \frac{\hbar}{c^2} \tilde{H} \delta_{ij} + E_{ij}^{(8)}, \quad (3.49)$$

$$[\tilde{K}_i, \tilde{H}] = -i\hbar \tilde{P}_i + E_i^{(9)} \quad (3.50)$$

where  $E$  on the right hand sides are certain imaginary constants. The next step in elimination of the central charges  $E$  is to use the freedom of choosing unimodular factors  $\beta(g)$  in front of operators of the representation  $U_g$ : Two unitary operators  $U_{\vec{\zeta}}$  and  $\beta(\vec{\zeta})U_{\vec{\zeta}}$  differing by a unimodular factor  $\beta(\vec{\zeta})$  generate the same subspace transformation. Correspondingly, the choice of generators  $F_a$  has some degree of arbitrariness as well. Since  $\beta(\vec{\zeta})$  are unimodular, we can write

$$\beta(\vec{\zeta}) = \exp(i\gamma(\vec{\zeta})) \approx 1 + i \sum_{a=1}^{10} R_a \zeta^a$$

Therefore, in the first order, the presence of factors  $\beta(\vec{\zeta})$  results in adding some real constants  $R_a$  to generators  $F_a$ . We would like to show that by adding such constants we can make all central charges equal to zero.

Let us now add constants  $R$  to the generators  $\tilde{P}_j$ ,  $\tilde{J}_j$ , and  $\tilde{K}_j$  and denote the redefined generators as

$$P_j = \tilde{P}_j + R_j^{(1)}$$

$$\begin{aligned} J_j &= \tilde{J}_j + R_j^{(2)} \\ K_j &= \tilde{K}_j + R_j^{(3)} \end{aligned}$$

Then commutator (3.45) takes the form

$$\begin{aligned} [J_i, J_j] &= [\tilde{J}_i + R_i^{(2)}, \tilde{J}_j + R_j^{(2)}] \\ &= [\tilde{J}_i, \tilde{J}_j] \\ &= i\hbar \sum_{k=1}^3 \epsilon_{ijk} (\tilde{J}_k + iE_k^{(2)}) \end{aligned}$$

So, if we choose  $R_k^{(2)} = iE_k^{(2)}$ , then

$$[J_i, J_j] = i\hbar \sum_{k=1}^3 \epsilon_{ijk} J_k$$

and central charges are eliminated from this commutator.

Similarly, central charges can be eliminated from commutators

$$[J_i, P_j] = i\hbar \sum_{k=1}^3 \epsilon_{ijk} P_k$$

and

$$[J_i, K_j] = i\hbar \sum_{k=1}^3 \epsilon_{ijk} K_k \quad (3.51)$$

by choosing  $R_k^{(1)} = iE_k^{(1)}$  and  $R_k^{(3)} = iE_k^{(3)}$ . From eq. (3.51) we then obtain

$$\begin{aligned} [K_1, K_2] &= -\frac{i}{\hbar} [[J_2, K_3], K_2] \\ &= -\frac{i}{\hbar} [[J_2, K_2], K_3] - \frac{i}{\hbar} [[K_2, K_3], J_2] \\ &= -\frac{i}{\hbar} \left[ -\frac{i\hbar}{c^2} (J_1 + iE_1^{(7)}), J_2 \right] \\ &= -\frac{i\hbar}{c^2} J_3 \end{aligned}$$

### 3.2. UNITARY REPRESENTATIONS OF THE POINCARÉ GROUP 99

so, our choice of the constants  $R_k^{(1)}$ ,  $R_k^{(2)}$ , and  $R_k^{(3)}$  eliminates the central charges  $E_i^{(7)}$ .

From eq. (3.51) we also obtain

$$\begin{aligned}
 [K_3, \tilde{H}] &= -\frac{i}{\hbar} [[J_1, K_2], \tilde{H}] \\
 &= -\frac{i}{\hbar} [[\tilde{H}, K_2], J_1] - \frac{i}{\hbar} [[J_1, \tilde{H}], K_2] \\
 &= -[J_1, P_2] \\
 &= -i\hbar P_3
 \end{aligned}$$

which implies that the central charge  $E^{(9)}$  is canceled as well. Finally

$$\begin{aligned}
 [K_1, P_2] &= -\frac{i}{\hbar} [[J_2, K_3], P_2] \\
 &= -\frac{i}{\hbar} [[J_2, P_2], K_3] + \frac{i}{\hbar} [[K_3, P_2], J_3] \\
 &= 0
 \end{aligned}$$

and

$$\begin{aligned}
 [K_1, P_1] &= -\frac{i}{\hbar} [[J_2, K_3], P_1] \\
 &= -\frac{i}{\hbar} [[J_2, P_1], K_3] + \frac{i}{\hbar} [[K_3, P_1], J_3] \\
 &= [K_3, P_3]
 \end{aligned}$$

This implies that  $E_{ij}^{(8)} = 0$  if  $i \neq j$ , and we can introduce a real scalar  $E^{(8)}$  such that

$$E_{11}^{(8)} = E_{22}^{(8)} = E_{33}^{(8)} \equiv -\frac{i\hbar}{c^2} E^{(8)}$$

and

$$[K_i, P_i] = -\frac{i\hbar}{c^2} \delta_{ij} (\tilde{H} + E^{(8)})$$

Finally, by redefining the generator of time translations  $H = \tilde{H} + E^{(8)}$  we eliminate all central charges from the commutation relations of the Poincaré Lie algebra.

$$[J_i, P_j] = i\hbar \sum_{k=1}^3 \epsilon_{ijk} P_k \quad (3.52)$$

$$[J_i, J_j] = i\hbar \sum_{k=1}^3 \epsilon_{ijk} J_k \quad (3.53)$$

$$[J_i, K_j] = i\hbar \sum_{k=1}^3 \epsilon_{ijk} K_k \quad (3.54)$$

$$[P_i, P_j] = [J_i, H] = [P_i, H] = 0 \quad (3.55)$$

$$[K_i, K_j] = -i \frac{\hbar}{c^2} \sum_{k=1}^3 \epsilon_{ijk} J_k \quad (3.56)$$

$$[K_i, P_j] = -i \frac{\hbar}{c^2} H \delta_{ij} \quad (3.57)$$

$$[K_i, H] = -i\hbar P_i \quad (3.58)$$

Thus Hermitian operators  $H$ ,  $\mathbf{P}$ ,  $\mathbf{J}$ , and  $\mathbf{K}$  provide a representation of the Poincaré Lie algebra and the redefined unitary operators  $\beta(g)U_g$  form a *unique* unitary representation of the Poincaré group that corresponds to the given projective representation  $U_g$  in the vicinity of the group identity. We have proven that each projective representation is equivalent to a certain unitary representation, which are much easier objects for study (see Appendix H).

Commutators (3.52) - (3.58) are probably the most important equations of relativistic quantum theory. In the rest of this book we will have many opportunities to appreciate a deep physical content of these formulas.

### 3.2.3 Single- and double-valued representations

In the preceding subsection we eliminated the phase factors  $\alpha(g_2, g_1)$  from eq. (3.16) by resorting to Lie algebra arguments. However, these arguments work only in the vicinity of the group's unit element. There is a possibility that non-trivial phase factors may reappear in the multiplication law (3.16)

when the group manifold has a non-trivial topology and group elements are considered which are far from the unit element.

The simplest example of a group with such a non-trivial topology is the rotation group (see Appendix D). Note that two rotations around the same axis by angles  $\phi$  and  $\phi + 2\pi n$  (with integer  $n$ ) are physically indistinguishable. Then the region of independent rotation vectors<sup>13</sup> in  $\mathbb{R}^3$  can be described as the interior of the sphere of radius  $\pi$  with opposite points on the surface of the sphere identified. This set of points will be referred to as ball  $\Pi$  (see Fig. 3.1). The unit element  $\{\vec{0}\}$  is in the center of the ball. We will be interested in one-parameter families of group elements which form continuous curves in the group manifold  $\Pi$ . Since the opposite points on the surface of the ball are identified in our topology, any continuous path that crosses the surface must reappear on the opposite side of the sphere (see Fig. 3.1(a)).

A topological space is *simply connected* if every loop can be continuously deformed to a single point. An example of a simply connected topological space is the surface of a sphere. However, the manifold  $\Pi$  of the rotation parameters is not simply connected. The loop shown in Fig. 3.1(a) crosses the sphere once and can not be shrunk to a single point. However, the loop shown in Fig. 3.1(b) can be continuously deformed to a point. It appears that for any rotation  $R$  there are two classes of paths from the group's unit element  $\{\vec{0}\}$  to  $R$ . They are also called the *homotopy classes*. These two classes consist of paths that cross the surface of the sphere  $\Pi$  even and odd number of times, respectively. Two paths from different classes cannot be continuously deformed to each other.

Just as in the Poincaré algebra, the central charges can be eliminated in the Lie algebra of the rotation group by a proper choice of numerical constants added to generators. Then a unitary representation of the rotation group can be constructed in which the identity rotation is represented by the identity operator, and by traveling a small loop in the group manifold from the identity element  $\{\vec{0}\}$  back to  $\{\vec{0}\}$  we will end up with the identity operator  $I$  again. However, if we travel the long path  $\{\vec{0}\} \rightarrow A \rightarrow A' \rightarrow \{\vec{0}\}$  in Fig. 3.1(a), there is no guarantee that in the end we will find the same representative of the identity transformation. We can get some other equivalent unitary operator from the ray containing  $I$ , so the representative of  $\{\vec{0}\}$  may acquire a phase factor  $e^{i\phi}$  after travel along such a loop. On

---

<sup>13</sup>Recall from Appendix D.5 that direction of the rotation vector  $\vec{\phi}$  coincides with the axis of rotation, and its length  $\phi$  is the rotation angle.

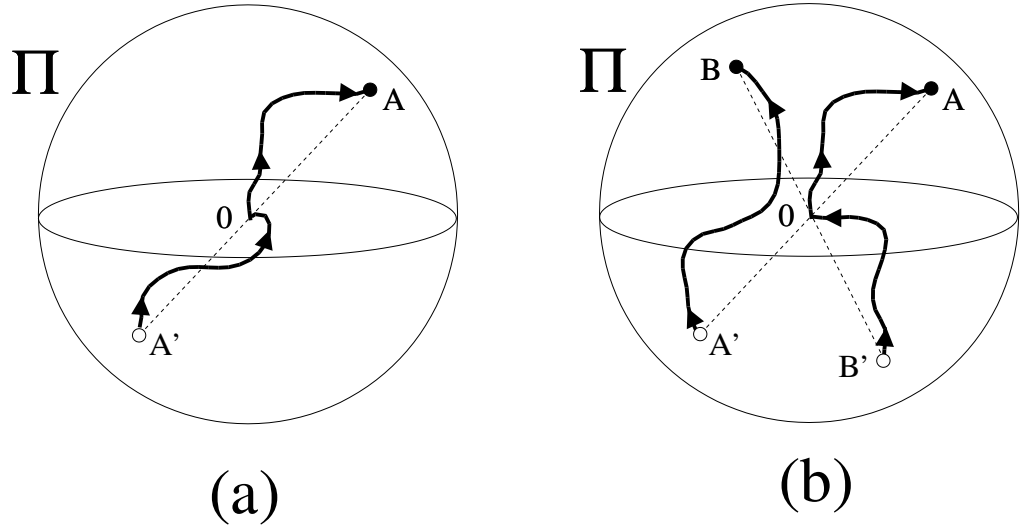


Figure 3.1: The space of parameters of the rotation group is not simply connected: (a) a loop which starts from the center of the ball  $\{\vec{0}\}$ , reaches the surface of the sphere  $\Pi$  at point  $A$ , and then continues from the opposite point  $A'$  back to  $\{\vec{0}\}$ ; this loop cannot be continuously collapsed to  $\{\vec{0}\}$ , because it crosses the surface an odd number of times (1); (b) a loop  $\{\vec{0}\} \rightarrow A \rightarrow A' \rightarrow B \rightarrow B' \rightarrow \{\vec{0}\}$  which crosses the surface of the sphere  $\Pi$  twice can be deformed to the point  $\{\vec{0}\}$ . This can be achieved by moving the points  $A'$  and  $B$  (and, correspondingly the points  $A$  and  $B'$ ) close to each other, so that the segment  $A' \rightarrow B$  of the path disappears.

the other hand, making two passes on the loop  $\{\vec{0}\} \rightarrow A \rightarrow A' \rightarrow \{\vec{0}\} \rightarrow A \rightarrow A' \rightarrow \{\vec{0}\}$  we obtain a loop which crosses the surface of the sphere twice, and hence can be deformed to a point. Therefore  $e^{2i\phi} = 1$ , and  $e^{i\phi} = \pm 1$ . This demonstrates that there are two types of unitary representations of the rotation group: single-valued and double-valued. For *single-valued* representations, the representative of the identity rotation is always  $I$ . For *double-valued* representations, the identity rotation has two representatives  $I$  and  $-I$ , and the product of two operators in (3.16) may have a non-trivial sign factor

$$U_{g_1}U_{g_2} = \pm U_{g_1g_2}$$

Since the rotation group is a subgroup of the Poincaré group, the latter group also has a non-trivial global topology. Then, one should also take into account both single- and double-valued representations of the Poincaré group.

### 3.2.4 The fundamental statement of relativistic quantum theory

The most important result of this chapter is the connection between relativity and quantum mechanics summarized in the following statement (see, e.g., [9])

**Statement 3.2 (Unitary representations of the Poincaré group)** *In a relativistic quantum description of a physical system, inertial transformations are represented by unitary operators which furnish a unitary (single- or double-valued) representation of the Poincaré group in the Hilbert space of the system.*

It is important to note that this statement is completely general. The Hilbert space of *any* isolated physical system (no matter how complex) must carry a unitary representation of the Poincaré group. Construction of Hilbert spaces and Poincaré group representations in them is the major part of theoretical description of physical systems. The rest of this book is primarily devoted to performing these difficult tasks.

Basic inertial transformations from the Poincaré group are represented in the Hilbert space by unitary operators:  $e^{-\frac{i}{\hbar}\mathbf{P}\mathbf{r}}$  for spatial translations,  $e^{-\frac{i}{\hbar}\mathbf{J}\vec{\phi}}$

for rotations,  $e^{-\frac{i}{\hbar}\mathbf{K}c\vec{\theta}}$  for boosts, and  $e^{\frac{i}{\hbar}Ht}$  for time translations,<sup>14</sup> A general inertial transformation  $g = \{\vec{\phi}, \mathbf{v}(\vec{\theta}), \mathbf{r}, t\}$  is represented by the unitary operator<sup>15</sup>

$$U_g = e^{-\frac{i}{\hbar}\mathbf{J}\vec{\phi}} e^{-\frac{i}{\hbar}\mathbf{K}c\vec{\theta}} e^{-\frac{i}{\hbar}\mathbf{P}\mathbf{r}} e^{\frac{i}{\hbar}Ht} \quad (3.59)$$

Then, in the Schrödinger picture state vectors transform between different inertial reference frames according to<sup>16</sup>

$$|\Psi'\rangle = U_g |\Psi\rangle \quad (3.60)$$

In the Heisenberg picture inertial transformations of observables have the form

$$F' = U_g F U_g^{-1} \quad (3.61)$$

For example, the equation describing the time evolution of the observable  $F$  in the Heisenberg picture<sup>17</sup>

$$F(t) = e^{\frac{i}{\hbar}Ht} F e^{-\frac{i}{\hbar}Ht} \quad (3.62)$$

$$= F + \frac{i}{\hbar}[H, F]t - \frac{1}{2\hbar}[H, [H, F]]t^2 + \dots \quad (3.63)$$

can be written in the differential form

$$\frac{dF(t)}{dt} = \frac{i}{\hbar}[H, F]$$

which is the familiar *Heisenberg equation*.

---

<sup>14</sup>The exponential form of the unitary group representatives follows from eq. (3.22). We use a different sign for the time translations, because, unlike space translations, rotations, and boosts, they are normally considered as active transformations.

<sup>15</sup>compare with eq. (1.16)

<sup>16</sup>We will see in subsection 5.2.4 that this is *active* transformation of states. In most physical applications one is interested in *passive* transformations of states, which are given by the inverse operator  $U_g^{-1}$ .

<sup>17</sup>see eq. (E.13)



Note also that analogous “Heisenberg equations” can be written for transformations of observables with respect to space translations, rotations, and boosts

$$\begin{aligned}\frac{dF(\mathbf{r})}{d\mathbf{r}} &= -\frac{i}{\hbar}[\mathbf{P}, F] \\ \frac{dF(\vec{\phi})}{d\vec{\phi}} &= -\frac{i}{\hbar}[\mathbf{J}, F] \\ \frac{dF(\vec{\theta})}{d\vec{\theta}} &= -\frac{ic}{\hbar}[\mathbf{K}, F]\end{aligned}$$

We already discussed the point<sup>18</sup> that transformations of observables with respect to inertial transformations of observers cover many interesting problems in physics (the time evolution, Lorentz transformations, etc.). From the above formulas we see that solution of these problems requires the knowledge of commutators between observables  $F$  and generators of the Poincaré group representation  $H, \mathbf{P}, \mathbf{J}$ , and  $\mathbf{K}$ . In the next chapter we will discuss definitions of various observables, their connections to Poincaré generators, and their commutation relations.

---

<sup>18</sup>see subsection 3.1.3



## Chapter 4

# OPERATORS OF OBSERVABLES

*Throwing pebbles into the water, look at the ripples they form on the surface, otherwise, such occupation becomes an idle pastime.*

Kozma Prutkov

In chapters 2 and 3 we established that in quantum theory any physical system is described by a complex Hilbert space  $\mathcal{H}$ , pure states are represented by rays in  $\mathcal{H}$ , observables are represented by Hermitian operators in  $\mathcal{H}$ , and there is a unitary representation  $U_g$  of the Poincaré group in  $\mathcal{H}$  which determines how state vectors and operators of observables change when the preparation device or the measuring apparatus undergoes an inertial transformation. Our next goal is to clarify the structure of the set of observables. In particular, we wish to find which operators correspond to such familiar observables as velocity, momentum, energy, mass, position, etc, what are their spectra, and what are the relationships between these operators?

In this chapter we will focus on observables whose operators can be expressed as functions of generators  $(\mathbf{P}, \mathbf{J}, \mathbf{K}, H)$  of the Poincaré group representation  $U_g$ . In chapter 7, we will meet other observables, such as the number of particles. They cannot be expressed through ten generators of the Poincaré group.

## 4.1 Basic observables

### 4.1.1 Energy, momentum, and angular momentum

The generators of the Poincaré group representation in the Hilbert space of any system are Hermitian operators  $H$ ,  $\mathbf{P}$ ,  $\mathbf{J}$ , and  $\mathbf{K}$ , and we might suspect that they are related to certain observables pertinent to this system. What are these observables? In order to get a hint, let us now postulate that the constant  $\hbar$  introduced in subsection 3.2.2 is the Planck constant

$$\hbar = 6.626 \cdot 10^{-34} \frac{kg \cdot m^2}{s} \quad (4.1)$$

whose dimension can be also expressed as  $\langle \hbar \rangle = \langle mass \rangle \langle speed \rangle \langle distance \rangle$ . Then the dimensions of generators can be found from the condition that the arguments of exponents in (3.59) must be dimensionless

- $\langle H \rangle = \frac{\langle \hbar \rangle}{\langle time \rangle} = \langle mass \rangle \langle speed \rangle^2$ ;
- $\langle \mathbf{P} \rangle = \frac{\langle \hbar \rangle}{\langle distance \rangle} = \langle mass \rangle \langle speed \rangle$ ;
- $\langle \mathbf{J} \rangle = \langle \hbar \rangle = \langle mass \rangle \langle speed \rangle \langle distance \rangle$
- $\langle \mathbf{K} \rangle = \frac{\langle \hbar \rangle}{\langle speed \rangle} = \langle mass \rangle \langle distance \rangle$ ;

Based on these dimensions we can guess that these are observables of *energy* (or *Hamiltonian*)  $H$ , *momentum*  $\mathbf{P}$ , and *angular momentum*  $\mathbf{J}$  of the system.<sup>1</sup> We will call them *basic observables*. Operators  $H$ ,  $\mathbf{P}$ , and  $\mathbf{J}$  generate transformations of the system as a whole, so we will assume that these are observables for the entire system, i.e., the *total* energy, the *total* momentum, and the *total* angular momentum. Of course, these dimensionality considerations are not a proof. The justification of these choices will become more clear later, when we consider properties of operators and relations between them.

Using this interpretation and commutators in the Poincaré Lie algebra (3.52) - (3.58), we immediately obtain commutation relations between operators of observables. Then we know which pairs of observables can be simultaneously measured. For example, we see from (3.55) that energy is simultaneously measurable with the momentum and angular momentum. From

---

<sup>1</sup>There is no common observable directly associated with the boost generator  $\mathbf{K}$ , but we will see later that  $\mathbf{K}$  is related to observables of position and spin.

(3.53) it is clear that different components of the angular momentum cannot be measured simultaneously. These facts are well-known in non-relativistic quantum mechanics. Now we have them as direct consequences of the principle of relativity.

From commutators (3.52) - (3.58) we can also find formulas for transformations of operators  $H$ ,  $\mathbf{P}$ ,  $\mathbf{J}$ , and  $\mathbf{K}$  from one inertial frame to another. For example, each vector observable  $\mathbf{F} = \mathbf{P}, \mathbf{J}$  or  $\mathbf{K}$  transforms under rotations as<sup>2</sup>

$$\mathbf{F}(\vec{\phi}) = e^{-\frac{i}{\hbar} \mathbf{J} \cdot \vec{\phi}} \mathbf{F} e^{\frac{i}{\hbar} \mathbf{J} \cdot \vec{\phi}} = \mathbf{F} \cos \phi + \frac{\vec{\phi}}{\phi} (\mathbf{F} \cdot \frac{\vec{\phi}}{\phi}) (1 - \cos \phi) - \mathbf{F} \times \frac{\vec{\phi}}{\phi} \sin \phi \quad (4.2)$$

The boost transformation law for generators of translations is<sup>3</sup>

$$\mathbf{P}(\theta) = e^{-\frac{i}{\hbar} \mathbf{K} c \theta} \mathbf{P} e^{\frac{i}{\hbar} \mathbf{K} c \theta} = \mathbf{P} + \frac{\vec{\theta}}{\theta} (\mathbf{P} \cdot \frac{\vec{\theta}}{\theta}) (\cosh \theta - 1) - \frac{\vec{\theta}}{c \theta} H \sinh \theta \quad (4.3)$$

$$H(\theta) = e^{-\frac{i}{\hbar} \mathbf{K} c \theta} H e^{\frac{i}{\hbar} \mathbf{K} c \theta} = H \cosh \theta - c (\mathbf{P} \cdot \frac{\vec{\theta}}{\theta}) \sinh \theta \quad (4.4)$$

It also follows from (3.55) that energy  $H$ , momentum  $\mathbf{P}$ , and angular momentum  $\mathbf{J}$  do not depend on time, i.e., they are *conserved quantities*.

### 4.1.2 The operator of velocity

The operator of velocity is defined as<sup>4</sup> (see, e.g., [46, 47]).

$$\mathbf{V} = \frac{\mathbf{P} c^2}{H}$$

Denoting  $\mathbf{V}(\theta)$  the velocity of the system measured in the frame of reference moving with the speed  $v = c \tanh \theta$  along the  $x$ -axis, we obtain

---

<sup>2</sup>see eq. (D.19)

<sup>3</sup>see eqs. (1.49) and (1.50)

<sup>4</sup>The ratio of operators is well-defined here because  $\mathbf{P}$  and  $H$  commute with each other.

$$\begin{aligned}
V_x(\theta) &= e^{-\frac{i}{\hbar} K_x c \theta} \frac{P_x c^2}{H} e^{\frac{i}{\hbar} K_x c \theta} \\
&= \frac{c^2 P_x \cosh \theta - c H \sinh \theta}{H \cosh \theta - c P_x \sinh \theta} \\
&= \frac{c^2 P_x H^{-1} - c \tanh \theta}{1 - c P_x H^{-1} \tanh \theta} \\
&= \frac{V_x - c \tanh \theta}{1 - \frac{V_x}{c} \tanh \theta} \\
&= \frac{V_x - v}{1 - \frac{V_x v}{c^2}} \tag{4.5}
\end{aligned}$$

$$V_y(\theta) = \frac{V_y}{(1 - \frac{V_x}{c} \tanh \theta) \cosh \theta} = \frac{V_y \sqrt{1 - v^2/c^2}}{(1 - \frac{V_x v}{c^2})}, \tag{4.6}$$

$$V_z(\theta) = \frac{V_z}{(1 - \frac{V_x}{c} \tanh \theta) \cosh \theta} = \frac{V_z \sqrt{1 - v^2/c^2}}{(1 - \frac{V_x v}{c^2})} \tag{4.7}$$

These formulas coincide with the usual relativistic *law of addition of velocities*. In the limit  $c \rightarrow \infty$  they reduce to the familiar non-relativistic form

$$\begin{aligned}
V_x(v) &= V_x - v \\
V_y(v) &= V_y \\
V_z(v) &= V_z
\end{aligned}$$

## 4.2 Casimir operators

Observables  $H$ ,  $\mathbf{P}$ ,  $\mathbf{V}$  and  $\mathbf{J}$  depend on the observer, so they do not represent intrinsic fundamental properties of the system. For example, if a system has momentum  $\mathbf{p}$  in one frame of reference, then there are other (moving) frames of reference in which the momentum takes any other value from  $\mathbb{R}^3$ . The system's momentum depends on both the state of the system and the reference frame in which the observation is made. Are there observables which reflect some *intrinsic* observer-independent properties of the system? If there are such observables (they are called *Casimir operators*), their operators must commute with all generators of the Poincaré group. It can be shown that

the Poincaré group has only two independent Casimir operators [48]. Any other Casimir operator of the Poincaré group is a function of these two. So, there are two invariant physical properties of any physical system. One such property is *mass*, which is a measure of the matter content in the system. The corresponding Casimir operator will be considered in subsection 4.2.2. Another invariant property is related to the speed of rotation of the system around its own axis or *spin*. The Casimir operator corresponding to this invariant property will be found in subsection 4.2.3.

### 4.2.1 4-vectors

Before addressing the Casimir operators, let us introduce some useful definitions. We will call a quadruple of operators  $(\mathcal{A}_0, \mathcal{A}_1, \mathcal{A}_2, \mathcal{A}_3)$  a *4-vector*<sup>5</sup> if  $(\mathcal{A}_1, \mathcal{A}_2, \mathcal{A}_3)$  is a 3-vector,  $\mathcal{A}_0$  is a 3-scalar, and their commutators with the boost generators are

$$c[\mathcal{K}_i, \mathcal{A}_j] = -i\hbar \mathcal{A}_0 \delta_{ij} \quad (4.8)$$

$$c[\vec{\mathcal{K}}, \mathcal{A}_0] = -i\hbar \vec{\mathcal{A}} \quad (4.9)$$

Then, it is easy to show that the *4-square*  $\mathbf{A}^2 - A_0^2$  of a 4-vector is a *4-scalar*, i.e., it commutes with both rotations and boosts. For example,

$$\begin{aligned} [K_x, \mathbf{A}^2 - A_0^2] &= [K_x, A_x^2 + A_y^2 + A_z^2 - A_0^2] \\ &= \frac{i\hbar}{c} (A_x A_0 + A_0 A_x - A_0 A_x - A_x A_0) \\ &= 0 \end{aligned}$$

Therefore, in order to find the Casimir operators of the Poincaré group we should be looking for two functions of the Poincaré generators, which are 4-vectors and, in addition, commute with  $H$  and  $\mathbf{P}$ . Then 4-squares of these 4-vectors are guaranteed to commute with all Poincaré generators.

### 4.2.2 The operator of mass

It is easy to see that four operators  $(H, c\mathbf{P})$  satisfy all conditions specified in subsection 4.2.1 for 4-vectors. These operators are usually called the *energy-*

---

<sup>5</sup>see also Appendix I.1

*momentum 4-vector*. Then we can construct the first Casimir invariant called the *mass operator* as the 4-square of this 4-vector

$$M = +\frac{1}{c^2}\sqrt{H^2 - P^2c^2} \quad (4.10)$$

The operator of mass must be Hermitian, therefore we demand that for any physical system  $H^2 - P^2c^2 \geq 0$ , i.e., that the spectrum of operator  $H^2 - P^2c^2$  does not contain negative values. Honoring the fact that masses of all known physical systems are non-negative we choose the positive value of the square root in (4.10). Then the relationship between the energy, momentum, and mass takes the form

$$H = +\sqrt{P^2c^2 + M^2c^4} \quad (4.11)$$

In the non-relativistic limit ( $c \rightarrow \infty$ ) we obtain from eq. (4.11)

$$H \approx Mc^2 + \frac{P^2}{2M}$$

which is the sum of the famous Einstein's *rest mass energy*  $E = Mc^2$  and the usual kinetic energy term  $\frac{P^2}{2M}$ .

### 4.2.3 The Pauli-Lubanski 4-vector

The second 4-vector commuting with  $H$  and  $\mathbf{P}$  is the *Pauli-Lubanski operator* whose components are defined as<sup>6</sup>

$$W^0 = (\mathbf{P} \cdot \mathbf{J}) \quad (4.12)$$

$$\mathbf{W} = \frac{1}{c}H\mathbf{J} - c[\mathbf{P} \times \mathbf{K}] \quad (4.13)$$

Let us check that all required 4-vector properties are, indeed, satisfied for  $(W^0, \mathbf{W})$ . We can immediately observe that

---

<sup>6</sup>These definitions involve products of Hermitian commuting operators, therefore operators  $W^0$  and  $\mathbf{W}$  are guaranteed to be Hermitian.



$$[\mathbf{J}, W^0] = 0$$

so  $W^0$  is a scalar. Moreover,  $W^0$  changes its sign after changing the sign of  $\mathbf{P}$  so it is a pseudoscalar.<sup>7</sup>  $\mathbf{W}$  is a pseudovector, because it does not change its sign after changing the signs of  $\mathbf{K}$  and  $\mathbf{P}$  and

$$[J_i, W_j] = i\hbar \sum_{k=1}^3 \epsilon_{ijk} W_k$$

Let us now check the commutators with boost generators

$$\begin{aligned} c[K_x, W^0] &= c[K_x, P_x J_x + P_y J_y + P_z J_z] \\ &= -i\hbar \left( \frac{H J_x}{c} - c P_y K_z + c P_z K_y \right) \\ &= -i\hbar W_x \end{aligned} \tag{4.14}$$

$$\begin{aligned} c[K_x, W_x] &= [K_x, H J_x - c^2 P_y K_z + c^2 P_z K_y] \\ &= i\hbar (-P_x J_x - P_y J_y - P_z J_z) \\ &= -i\hbar W^0 \end{aligned} \tag{4.15}$$

$$\begin{aligned} c[K_x, W_y] &= [K_x, H J_y - c^2 P_z K_x + c^2 P_x K_z] \\ &= i\hbar (H K_z - P_x J_y - H K_z + P_x J_y) \\ &= 0 \end{aligned} \tag{4.16}$$

$$[K_x, W_z] = 0 \tag{4.17}$$

Putting equations (4.14) - (4.17) together we obtain the characteristic 4-vector relations (4.8) - (4.9)

$$c[\mathbf{K}, W^0] = -i\hbar \mathbf{W} \tag{4.18}$$

$$c[K_i, W_j] = -i\hbar \delta_{ij} W^0 \tag{4.19}$$

Next we need to verify that commutators with generators of translations are all zero. First, for  $W^0$  we obtain

---

<sup>7</sup>For definitions of pseudoscalars, pseudovectors, etc. see subsection 1.2.4.

$$\begin{aligned}
[W^0, H] &= [\mathbf{P} \cdot \mathbf{J}, H] = 0 \\
[W^0, P_x] &= [J_x P_x + J_y P_y + J_z P_z, P_x] \\
&= P_y [J_y, P_x] + P_z [J_z, P_x] \\
&= -i\hbar P_y P_z + i\hbar P_z P_y \\
&= 0
\end{aligned}$$

For the vector part  $\mathbf{W}$  we obtain

$$\begin{aligned}
[\mathbf{W}, H] &= -c[[\mathbf{P} \times \mathbf{K}], H] \\
&= -c[\mathbf{P}, H] \times \mathbf{K} - c\mathbf{P} \times [\mathbf{K}, H] \\
&= 0 \\
[W_x, P_x] &= \frac{1}{c}[H J_x, P_x] - c[[\mathbf{P} \times \mathbf{K}]_x, P_x] \\
&= -c[P_y K_z - P_z K_y, P_x] \\
&= 0 \\
[W_x, P_y] &= \frac{1}{c}[H J_x, P_y] - c[[\mathbf{P} \times \mathbf{K}]_x, P_y] \\
&= \frac{i\hbar}{c} H P_z - c[P_y K_z - P_z K_y, P_y] \\
&= \frac{i\hbar}{c} H P_z - \frac{i\hbar}{c} H P_z \\
&= 0
\end{aligned}$$

So, all components of the 4-vector  $(W_0, \mathbf{W})$  commute with all components of  $(H, \mathbf{P})$ . This proves that the 4-square of the Pauli-Lubanski 4-vector

$$\Sigma^2 = \mathbf{W}^2 - W_0^2$$

is a Casimir operator. Although operators  $(W^0, \mathbf{W})$  do not have direct physical interpretation, we will find them very useful in the next section for deriving the operators of position  $\mathbf{R}$  and spin  $\mathbf{S}$ . For these calculations we will need the commutators between components of the Pauli-Lubanski 4-vector. For example,

$$\begin{aligned}
[W_x, W_y] &= [W_x, \frac{1}{c}HJ_y + cP_xK_z - cP_zK_x] \\
&= i\hbar(\frac{1}{c}HW_z - W^0P_z) \\
[W_0, W_x] &= [W_0, \frac{1}{c}HJ_x - cP_yK_z + cP_zK_y] \\
&= -i\hbar P_yW_z + i\hbar P_zW_y \\
&= -i\hbar[\mathbf{P} \times \mathbf{W}]_x
\end{aligned}$$

The above equations are easily generalized for all components

$$[W_i, W_j] = \frac{i\hbar}{c} \sum_{k=1}^3 \epsilon_{ijk} (HW_k - cW^0P_k) \quad (4.20)$$

$$[W_0, W_j] = -i\hbar[\mathbf{P} \times \mathbf{W}]_j \quad (4.21)$$

## 4.3 Operators of spin and position

Now we are ready to tackle the problem of finding expressions for spin and position as functions of generators of the Poincaré group [49, 50, 51, 52].

### 4.3.1 Physical requirements

We will be looking for the total *spin operator*  $\mathbf{S}$  and the center-of-mass *position operator*  $\mathbf{R}$  which have the following natural properties:

- (I) Owing to the similarity between spin and angular momentum,<sup>8</sup> we demand that  $\mathbf{S}$  is a pseudovector (just like  $\mathbf{J}$ )

---

<sup>8</sup>It is often stated that spin is a purely quantum-mechanical observable which does not have a classical counterpart. We do not share this point of view in this book. From classical mechanics we know that the total angular momentum of a body is a sum of two parts. The first part is the angular momentum resulting from the linear movement of the body as a whole with respect to the observer. The second part is related to the rotation of the body around its own axis, or spin. The only significant difference between classical and quantum intrinsic angular momenta (spins) is that the latter has a discrete spectrum, while the former is continuous.

$$[J_j, S_i] = i\hbar \sum_{k=1}^3 \epsilon_{ijk} S_k$$

- (II) and that components of  $\mathbf{S}$  satisfy the same commutation relations as components of  $\mathbf{J}$  (3.53)

$$[S_i, S_j] = i\hbar \sum_{k=1}^3 \epsilon_{ijk} S_k \quad (4.22)$$

- (III) We also demand that spin can be measured simultaneously with momentum

$$[\mathbf{P}, \mathbf{S}] = 0;$$

- (IV) and with position

$$[\mathbf{R}, \mathbf{S}] = 0 \quad (4.23)$$

- (V) From the physical meaning of  $\mathbf{R}$  it follows that space translations of the observer simply shift the values of position.

$$\begin{aligned} e^{-\frac{i}{\hbar} P_x a} R_x e^{\frac{i}{\hbar} P_x a} &= R_x - a \\ e^{-\frac{i}{\hbar} P_x a} R_y e^{\frac{i}{\hbar} P_x a} &= R_y \\ e^{-\frac{i}{\hbar} P_x a} R_z e^{\frac{i}{\hbar} P_x a} &= R_z \end{aligned}$$

This implies the following commutation relations

$$[R_i, P_j] = i\hbar \delta_{ij} \quad (4.24)$$

(VI) Finally, we will assume that position is a true vector (see subsection 1.2.4)

$$[J_i, R_j] = i\hbar \sum_{k=1}^3 \epsilon_{ijk} R_k \quad (4.25)$$

### 4.3.2 The spin operator

Now we would like to make the following guess about the form of the spin operator<sup>9</sup>

$$\mathbf{S} = \frac{\mathbf{W}}{Mc} - \frac{W_0 \mathbf{P}}{M(Mc^2 + H)} \quad (4.26)$$

$$= \frac{H\mathbf{J}}{Mc^2} - \frac{\mathbf{P} \times \mathbf{K}}{M} - \frac{\mathbf{P}(\mathbf{P} \cdot \mathbf{J})}{(H + Mc^2)M} \quad (4.27)$$

which is a pseudovector commuting with  $\mathbf{P}$  as required by the above conditions (I) and (III). Next we can verify that condition (II) is also valid for this operator. To calculate the commutators (4.22) between spin components we denote

$$F \equiv -M^{-1}(Mc^2 + H)^{-1} \quad (4.28)$$

use commutators (4.20) and (4.21), the equality

$$(\mathbf{P} \cdot \mathbf{W}) = \frac{1}{c}H(\mathbf{P} \cdot \mathbf{J}) = \frac{1}{c}HW^0 \quad (4.29)$$

and eq. (D.15). Then

$$[S_x, S_y] = [FW_0P_x + \frac{W_x}{Mc}, FW_0P_y + \frac{W_y}{Mc}]$$

---

<sup>9</sup>Note that operator  $\mathbf{S}$  has the mass operator  $M$  in the denominator, so expressions (4.26) and (4.27) have mathematical sense only for systems with strictly positive mass spectrum.

$$\begin{aligned}
&= i\hbar\left(-\frac{FP_x(\mathbf{P} \times \mathbf{W})_y}{Mc} + \frac{FP_y(\mathbf{P} \times \mathbf{W})_x}{Mc} + \frac{HW_z - cW_0P_z}{M^2c^3}\right) \\
&= i\hbar\left(-\frac{F[\mathbf{P} \times [\mathbf{P} \times \mathbf{W}]]_z}{Mc} + \frac{HW_z - cW_0P_z}{M^2c^3}\right) \\
&= i\hbar\left(-\frac{F(P_z(\mathbf{P} \cdot \mathbf{W}) - W_zP^2)}{Mc} + \frac{HW_z - cW_0P_z}{M^2c^3}\right) \\
&= i\hbar\left(-\frac{F(P_zHW^0c^{-1} - W_zP^2)}{Mc} + \frac{HW_z - cW_0P_z}{M^2c^3}\right) \\
&= i\hbar W_z\left(\frac{P^2F}{Mc} + \frac{H}{M^2c^3}\right) + i\hbar P_zW^0\left(-\frac{HF}{Mc^2} - \frac{1}{M^2c^2}\right)
\end{aligned}$$

For the expressions in parentheses we obtain

$$\begin{aligned}
\frac{P^2F}{Mc} + \frac{H}{M^2c^3} &= -\frac{P^2}{M^2c(Mc^2 + H)} + \frac{H}{M^2c^3} \\
&= \frac{H(Mc^2 + H) - P^2c^2}{M^2c^3(Mc^2 + H)} \\
&= \frac{H(Mc^2 + H) - (Mc^2 + H)(H - Mc^2)}{M^2c^3(Mc^2 + H)} \\
&= \frac{1}{Mc}
\end{aligned}$$

and

$$\begin{aligned}
-\frac{HF}{Mc^2} - \frac{1}{M^2c^2} &= \frac{H}{M^2c^2(Mc^2 + H)} - \frac{1}{M^2c^2} \\
&= \frac{H - (Mc^2 + H)}{M^2c^2(Mc^2 + H)} \\
&= -\frac{1}{M(Mc^2 + H)} \\
&= F
\end{aligned}$$

Thus, property (4.22) follows

$$\begin{aligned}
[S_x, S_y] &= i\hbar\left(\frac{W_z}{Mc} + FW^0P_z\right) \\
&= i\hbar S_z
\end{aligned}$$

Let us now prove that spin squared  $\mathbf{S}^2$  is a function of  $M^2$  and  $\Sigma^2$ , i.e., a Casimir operator<sup>10</sup>

$$\begin{aligned}
 \mathbf{S}^2 &= \left( \frac{\mathbf{W}}{Mc} + W_0 \mathbf{P} F \right)^2 \\
 &= \frac{\mathbf{W}^2}{M^2 c^2} + \frac{2W_0 F \mathbf{P} \cdot \mathbf{W}}{Mc} + W_0^2 P^2 F^2 \\
 &= \frac{\mathbf{W}^2}{M^2 c^2} + \frac{2W_0 F H \mathbf{P} \cdot \mathbf{J}}{Mc^2} + W_0^2 P^2 F^2 \\
 &= \frac{\mathbf{W}^2}{M^2 c^2} + W_0^2 F \left( \frac{2H}{Mc^2} + P^2 F \right) \\
 &= \frac{\mathbf{W}^2}{M^2 c^2} + W_0^2 F \frac{2H(Mc^2 + H) - P^2 c^2}{Mc^2(Mc^2 + H)} \\
 &= \frac{\mathbf{W}^2}{M^2 c^2} - W_0^2 \frac{H^2 + 2HMc^2 + M^2 c^4}{M^2 c^2 (Mc^2 + H)^2} \\
 &= \frac{\mathbf{W}^2 - W_0^2}{M^2 c^2} \\
 &= \frac{\Sigma^2}{M^2 c^2}
 \end{aligned}$$

So far we guessed the form of the spin operator and verified that the required properties are satisfied.<sup>11</sup> In subsection 4.3.6 we will demonstrate that  $\mathbf{S}$  is the unique operator satisfying all conditions from subsection 4.3.1.

### 4.3.3 The position operator

Now we are going to switch to the derivation of the position operator. Here we will follow a similar route: we will first guess the form of the operator  $\mathbf{R}$  and then in subsection 4.3.7 we will prove that this is the unique expression satisfying all requirements from subsection 4.3.1. Our guess for  $\mathbf{R}$  is the *Newton-Wigner position operator*<sup>12</sup> [49, 50, 51, 52, 53]

---

<sup>10</sup>The invariance of the absolute value of spin is evident for macroscopic freely moving objects. Indeed, no matter how we translate, rotate or boost the frame of reference we cannot stop the spinning motion of the system or force it to spin in the opposite direction.

<sup>11</sup>Property (IV) will be examined in subsection 4.3.3.

<sup>12</sup>Similarly to the operator of spin (see footnote on page 117), the Newton-Wigner position operator is defined only for systems whose mass spectrum is strictly positive.

$$\mathbf{R} = -\frac{c^2}{2}(H^{-1}\mathbf{K} + \mathbf{K}H^{-1}) - \frac{c^2\mathbf{P} \times \mathbf{S}}{H(Mc^2 + H)} \quad (4.30)$$

$$= -c^2H^{-1}\mathbf{K} - \frac{i\hbar c^2}{2} \frac{\mathbf{P}}{H^2} - \frac{c\mathbf{P} \times \mathbf{W}}{MH(Mc^2 + H)} \quad (4.31)$$

which is a true vector having the property (V), e.g.,

$$\begin{aligned} [R_x, P_x] &= -\frac{c^2}{2}[(H^{-1}K_x + K_xH^{-1}), P_x] \\ &= \frac{i\hbar}{2}(H^{-1}H + HH^{-1}) \\ &= i\hbar \\ [R_x, P_y] &= -\frac{c^2}{2}[(H^{-1}K_x + K_xH^{-1}), P_y] \\ &= 0 \end{aligned}$$

Let us now calculate<sup>13</sup>

$$\begin{aligned} &\mathbf{J} - \mathbf{R} \times \mathbf{P} \\ &= \mathbf{J} + c^2H^{-1}\mathbf{K} \times \mathbf{P} + \frac{c^2[\mathbf{P} \times \mathbf{S}] \times \mathbf{P}}{H(Mc^2 + H)} \\ &= \mathbf{J} + c^2H^{-1}\mathbf{K} \times \mathbf{P} - \frac{c^2}{H(Mc^2 + H)}(\mathbf{P}(\mathbf{P} \cdot \mathbf{S}) - \mathbf{S}P^2) \\ &= \mathbf{J} + c^2H^{-1}\mathbf{K} \times \mathbf{P} - \frac{c^2}{H(Mc^2 + H)}(\mathbf{P}(\mathbf{P} \cdot \mathbf{S}) - \frac{\mathbf{S}}{c^2}(H - Mc^2)(H + Mc^2)) \\ &= \mathbf{J} + c^2H^{-1}\mathbf{K} \times \mathbf{P} + \mathbf{S} - \frac{c^2\mathbf{P}(\mathbf{P} \cdot \mathbf{S})}{H(Mc^2 + H)} - \frac{Mc^2}{H}\mathbf{S} \\ &= \mathbf{J} + c^2H^{-1}\mathbf{K} \times \mathbf{P} + \mathbf{S} - \frac{c^2\mathbf{P}(\mathbf{P} \cdot \mathbf{S})}{H(Mc^2 + H)} \end{aligned}$$

---

<sup>13</sup>Note that  $[K_xP_y - K_yP_x, H] = -i\hbar(P_xP_y - P_yP_x) = 0$ , therefore  $\mathbf{K} \times \mathbf{P}$  commutes with  $H$  and operator  $H^{-1}\mathbf{K} \times \mathbf{P}$  is Hermitian. In this derivation we also use

$$\mathbf{P} \cdot \mathbf{S} = \frac{\mathbf{P} \cdot \mathbf{J}H}{Mc^2} - \frac{P^2(\mathbf{P} \cdot \mathbf{J})}{P^2} \frac{(H - Mc^2)}{Mc^2} = \mathbf{P} \cdot \mathbf{J}$$



$$\begin{aligned}
& -\mathbf{J} + \frac{c^2 \mathbf{P}(\mathbf{P} \cdot \mathbf{J})}{H(Mc^2 + H)} + \frac{c^2}{H} \mathbf{P} \times \mathbf{K} \\
& = \mathbf{S}
\end{aligned}$$

Therefore, just as in classical physics, the total angular momentum is a sum of two parts: the *orbital angular momentum*  $\mathbf{R} \times \mathbf{P}$  and the *intrinsic angular momentum* or spin  $\mathbf{S}$

$$\mathbf{J} = \mathbf{R} \times \mathbf{P} + \mathbf{S}$$

Finally, we can check that condition (IV) is satisfied, e.g.,

$$\begin{aligned}
[S_x, R_y] &= [J_x - [\mathbf{R} \times \mathbf{P}]_x, R_y] \\
&= i\hbar R_z - [P_y R_z - P_z R_y, R_y] \\
&= i\hbar R_z - i\hbar R_z \\
&= 0
\end{aligned}$$

**Theorem 4.1** *All components of the position operator commute with each other:  $[R_i, R_j] = 0$ .*

**Proof.** First, we calculate the commutator  $[HR_x, HR_y]$  which is related to  $[R_x, R_y]$  via formula

$$\begin{aligned}
[HR_x, HR_y] &= [HR_x, H]R_y + H[HR_x, R_y] \\
&= H[R_x, H]R_y + H[H, R_y]R_x + H^2[R_x, R_y] \\
&= i\hbar c^2(P_x R_y - R_y P_x) + H^2[R_x, R_y] \\
&= i\hbar c^2[\mathbf{P} \times \mathbf{R}]_z + H^2[R_x, R_y] \\
&= -i\hbar c^2 J_z + i\hbar c^2 S_z + H^2[R_x, R_y]
\end{aligned} \tag{4.32}$$

Using formula (4.31) for the position operator, we obtain

$$[HR_x, HR_y] = \left[-c^2 K_x - \frac{i\hbar c^2 P_x}{2} \frac{P_x}{H} + cF[\mathbf{P} \times \mathbf{W}]_x, -c^2 K_y - \frac{i\hbar c^2 P_y}{2} \frac{P_y}{H} + cF[\mathbf{P} \times \mathbf{W}]_y\right]$$

Non-zero contributions to this commutator are

$$\begin{aligned}
[-c^2 K_x, -c^2 K_y] &= c^4 [K_x, K_y] \\
&= -i\hbar c^2 J_z \\
[-\frac{i\hbar c^2}{2} \frac{P_x}{H}, -c^2 K_y] &= -\frac{i\hbar c^2}{2} [K_y, \frac{P_x}{H}] \\
&= -\frac{i\hbar c^4}{2} i\hbar \frac{P_y P_x}{H^2} \\
[-c^2 K_x, -\frac{i\hbar c^2}{2} \frac{P_y}{H}] &= \frac{i\hbar c^4}{2} i\hbar \frac{P_y P_x}{H^2} \\
[-c^2 K_x, +cF[\mathbf{P} \times \mathbf{W}]_y] &= \\
&= \frac{c^3}{M} [K_x, \frac{P_z W_x - P_x W_z}{H + Mc^2}] \\
&= \frac{c^3}{M} (-\frac{P_z W_x - P_x W_z}{(H + Mc^2)^2} [K_x, H] + \frac{P_z [K_x, W_x]}{H + Mc^2} - \frac{[K_x, P_x] W_z}{H + Mc^2}) \\
&= i\hbar c^3 (MF^2 (P_z W_x - P_x W_z) P_x + F P_z W_0 c^{-1} - F H W_z c^{-2}) \quad (4.33)
\end{aligned}$$

$$\begin{aligned}
[cF[\mathbf{P} \times \mathbf{W}]_x, -c^2 K_y] &= \\
&= -c^3 (-MF^2 (P_y W_z - P_z W_y) [K_y, H] + F P_z [K_y, W_y] - F [K_y, P_y] W_z) \\
&= i\hbar c^3 (MF^2 (P_y W_z - P_z W_y) P_y + F P_z W_0 c^{-1} - F H W_z c^{-2}) \quad (4.34)
\end{aligned}$$

and

$$\begin{aligned}
[cF[\mathbf{P} \times \mathbf{W}]_x, cF[\mathbf{P} \times \mathbf{W}]_y] &= \\
&= c^2 F^2 [P_y W_z - P_z W_y, P_z W_x - P_x W_z] \\
&= c^2 F^2 (P_z P_y [W_z, W_x] - P_z^2 [W_y, W_x] + P_x P_z [W_y, W_z]) \\
&= i\hbar c F^2 (P_z P_y (H W_y - c W_0 P_y) + P_z^2 (H W_z - c W_0 P_z) + P_x P_z (H W_x - c W_0 P_x)) \\
&= i\hbar c F^2 (-W_0 c P_z (P_x^2 + P_y^2 + P_z^2) + H P_z (P_x W_x + P_y W_y + P_z W_z)) \\
&= i\hbar c^2 F^2 (-W_0 P_z P^2 + H P_z (\mathbf{P} \cdot \mathbf{W})/c) \\
&= i\hbar c^2 F^2 (-W_0 P_z P^2 + H^2 P_z W_0 / c^2) \\
&= i\hbar F^2 W_0 (-P_z (H^2 - M^2 c^4) + H^2 P_z) \\
&= \frac{i\hbar c^4 W_0 P_z}{(H + Mc^2)^2} \quad (4.35)
\end{aligned}$$

Adding together eqs (4.33) and (4.34) and using (4.29) we obtain

$$\begin{aligned}
& [-c^2 K_x, cF[\mathbf{P} \times \mathbf{W}]_y] + [cF[\mathbf{P} \times \mathbf{W}]_x, -c^2 K_y] \\
&= i\hbar c^3 (MF^2[\mathbf{P} \times [\mathbf{P} \times \mathbf{W}]]_z + 2FP_z W_0 c^{-1} - 2FHW_z c^{-2}) \\
&= i\hbar c^3 (MF^2(P_z(\mathbf{P} \cdot \mathbf{W}) - W_z P^2) + 2FP_z W_0 c^{-1} - 2FHW_z c^{-2}) \\
&= i\hbar c^3 (MF^2(P_z HW_0/c - W_z P^2) + 2FP_z W_0 c^{-1} - 2FHW_z c^{-2}) \\
&= i\hbar c^2 MF^2 P_z W_0 (H - 2(H + Mc^2)) + i\hbar c MF^2 W_z (-(H - Mc^2)(H + Mc^2) \\
&\quad + 2H(H + Mc^2)) \\
&= i\hbar c^3 P_z W_0 (Fc^{-1} - M^2 F^2 c) + \frac{i\hbar c W_z}{M}
\end{aligned} \tag{4.36}$$

Adding together eqs (4.35) and (4.36) we finally calculate

$$\begin{aligned}
[HR_x, HR_y] &= -i\hbar c^2 J_z + i\hbar c^3 P_z W_0 (F - M^2 F^2 c) + \frac{i\hbar c W_z}{M} + i\hbar c^4 M^2 F^2 W_0 P_z \\
&= -i\hbar c^2 J_z + i\hbar c^2 \left( -\frac{P_z W_0}{M(H + Mc^2)} + \frac{W_z}{Mc} \right) \\
&= -i\hbar c^2 J_z + i\hbar c^2 S_z
\end{aligned}$$

Comparing this with eq. (4.32) we obtain

$$H^2[R_x, R_y] = 0$$

and

$$[R_x, R_y] = 0$$

■

#### 4.3.4 An alternative set of basic operators

So far, our plan was to construct operators of observables from 10 basic generators  $\{\mathbf{P}, \mathbf{J}, \mathbf{K}, H\}$ . However, this set of operators is often difficult to use in calculations due to rather complicated commutation relations in the Poincaré Lie algebra (3.52) - (3.58). For systems with a strictly positive

spectrum of the mass operator, it is sometimes more convenient to use an alternative set of basic operators  $\{\mathbf{P}, \mathbf{R}, \mathbf{S}, M\}$  whose commutation relations are much simpler

$$[\mathbf{P}, M] = [\mathbf{R}, M] = [\mathbf{S}, M] = [R_i, R_j] = [P_i, P_j] = 0 \quad (4.37)$$

$$[R_i, P_j] = i\hbar\delta_{ij}$$

$$[\mathbf{P}, \mathbf{S}] = [\mathbf{R}, \mathbf{S}] = 0$$

$$[S_i, S_j] = i\hbar \sum_{k=1}^3 \epsilon_{ijk} S_k \quad (4.38)$$

Summarizing our previous discussion, we can express operators in this set through generators of the Poincaré group

$$\mathbf{P} = \mathbf{P} \quad (4.39)$$

$$\mathbf{R} = -\frac{c^2}{2}(H^{-1}\mathbf{K} + \mathbf{K}H^{-1}) - \frac{c\mathbf{P} \times \mathbf{W}}{MH(Mc^2 + H)} \quad (4.40)$$

$$\mathbf{S} = \mathbf{J} - \mathbf{R} \times \mathbf{P} \quad (4.41)$$

$$M = +\frac{1}{c^2}\sqrt{H^2 - P^2c^2} \quad (4.42)$$

Conversely, we can express generators of the Poincaré group  $\{\mathbf{P}, \mathbf{K}, \mathbf{J}, H\}$  through operators  $\{\mathbf{P}, \mathbf{R}, \mathbf{S}, M\}$ . The momentum operator  $\mathbf{P}$  is the same in both sets. For the energy and angular momentum we obtain

$$H = +\sqrt{M^2c^4 + P^2c^2} \quad (4.43)$$

$$\mathbf{J} = \mathbf{R} \times \mathbf{P} + \mathbf{S} \quad (4.44)$$

and the expression for the boost operator is

$$\begin{aligned} & -\frac{1}{2c^2}(\mathbf{R}H + H\mathbf{R}) - \frac{\mathbf{P} \times \mathbf{S}}{Mc^2 + H} \\ = & -\frac{1}{2c^2}\left(-\frac{c^2}{2}(H^{-1}\mathbf{K}H + \mathbf{K}) - \frac{c^2\mathbf{P} \times \mathbf{S}}{Mc^2 + H}\right) \\ & -\frac{1}{2c^2}\left(-\frac{c^2}{2}(\mathbf{K} + H\mathbf{K}H^{-1}) - \frac{c^2\mathbf{P} \times \mathbf{S}}{Mc^2 + H}\right) - \frac{\mathbf{P} \times \mathbf{S}}{Mc^2 + H} \end{aligned}$$

$$\begin{aligned}
&= \frac{1}{4}(H^{-1}\mathbf{K}H + \mathbf{K} + \mathbf{K} + H\mathbf{K}H^{-1}) \\
&= \mathbf{K} - \frac{i\hbar}{4}(H^{-1}\mathbf{P} - \mathbf{P}H^{-1}) \\
&= \mathbf{K}
\end{aligned} \tag{4.45}$$

These two sets provide equivalent descriptions of Poincaré invariant theories. Any function of operators from the set  $\{\mathbf{P}, \mathbf{J}, \mathbf{K}, H\}$  can be expressed as a function of operators from the set  $\{\mathbf{P}, \mathbf{R}, \mathbf{S}, M\}$  and *vice versa*. We will use this property in subsections 4.3.5, 6.3.2 and 6.3.3.

### 4.3.5 Canonical form and “power” of operators

In this subsection, we would like to mention some mathematical facts which will be helpful in further calculations. When performing calculations with functions of Poincaré generators, we meet a problem that the same operator can be expressed in many equivalent functional forms. For example, according to (3.58)  $K_x H$  and  $H K_x - i\hbar P_x$  are two forms of the same operator. To solve this non-uniqueness problem, we will agree to write operator factors always in the *canonical form*, i.e., from left to right in the following order<sup>14</sup>:

$$C(P_x, P_y, P_z, H), J_x, J_y, J_z, K_x, K_y, K_z \tag{4.46}$$

Consider, for example, the product  $K_y P_y J_x$ . This operator is not in the canonical form. To bring it to the canonical form, first we need to move the momentum factor to the left. Using (3.57) we obtain

$$\begin{aligned}
K_y P_y J_x &= P_y K_y J_x + [K_y P_y] J_x \\
&= P_y K_y J_x - \frac{i\hbar}{c^2} H J_x
\end{aligned} \tag{4.47}$$

The second term in eq. (4.47) is already in the canonical form, but the first term is not. We need to switch factors  $J_x$  and  $K_y$  there. Then

---

<sup>14</sup>Since  $H, P_x, P_y$ , and  $P_z$  commute with each other, the part of the operator depending on these factors can be written as an ordinary function of commuting arguments  $C(P_x, P_y, P_z, H)$ , whose order is irrelevant.

$$\begin{aligned}
K_y P_y J_x &= P_y J_x K_y + P_y [K_y, J_x] - \frac{i\hbar}{c^2} H J_x \\
&= P_y J_x K_y - i\hbar P_y K_z - \frac{i\hbar}{c^2} H J_x
\end{aligned} \tag{4.48}$$

Now all terms in (4.48) are in the canonical form.

The procedure for bringing a general operator to the canonical form is not more difficult than in the above example. If we call the original operator the *primary term*, then this procedure can be formalized as the following sequence of steps: First we transform the primary term to the canonical form. We do that by switching the order of pairs of neighboring factors if they occur in the “wrong” order. Let us call them the “left factor”  $L$  and the “right factor”  $R$ . If  $R$  happens to commute with  $L$ , then such a change has no other effect. If  $R$  does not commute with  $L$ , then the result of the switch is  $LR \rightarrow RL + [L, R]$ . This means that apart from switching we must add another *secondary term* to the original expression which is obtained from the primary term by replacing the product  $LR$  with the commutator  $[L, R]$ .<sup>15</sup> At the end of the first step we have all factors in the primary term in the canonical order. If during this process all commutators  $[L, R]$  were zero, then we are done. If there were nonzero commutators, then we have a number of additional secondary terms. In the general case, these terms are not yet in the canonical form, and the above procedure should be repeated for them resulting in *tertiary*, etc. terms until all terms are in the canonical order.

Then, for each operator there is a unique representation as a sum of terms in the canonical form

$$F = C^{00} + \sum_{i=1}^3 C_i^{10} J_i + \sum_{i=1}^3 C_i^{01} K_i + \sum_{ij=1}^3 C_{ij}^{11} J_i K_j + \sum_{ij=1}^3 C_{ij}^{02} K_i K_j + \dots \tag{4.49}$$

where  $C^{\alpha\beta} = C^{\alpha\beta}(P_x, P_y, P_z, H)$  are functions of translation generators.

We will also find useful the notion of a *power* of terms  $A$  in (4.49), which will be written as  $\text{pow}(A)$  and defined as the number of factors  $J$  and  $K$  in the term. For example, the first term on the right hand side of (4.49) has power 0. The second and third terms have power 1, etc. The power of a

---

<sup>15</sup>The second and third terms on the right hand side of (4.48) are secondary.

general operator (which is a sum of several terms) is defined as the maximum power among terms in  $A$ . For operators considered earlier in this chapter, we have

$$\begin{aligned} \text{pow}[H] &= \text{pow}[\mathbf{P}] = \text{pow}[\mathbf{V}] = 0 \\ \text{pow}[W^0] &= \text{pow}[\mathbf{W}] = \text{pow}[\mathbf{S}] = \text{pow}[\mathbf{R}] = 1 \end{aligned}$$

**Lemma 4.2** *If  $L$  and  $R$  are operators from the list (4.46) and  $[L, R] \neq 0$ , then*

$$\text{pow}([L, R]) = \text{pow}(L) + \text{pow}(R) - 1$$

**Proof.** The commutator  $[L, R]$  is non-zero in two cases.

1.  $\text{pow}(L) = 1$  and  $\text{pow}(R) = 0$  (or, equivalently,  $\text{pow}(L) = 0$  and  $\text{pow}(R) = 1$ ). From commutation relations (3.52), (3.55), (3.57), and (3.58), it follows that non-vanishing commutators between Lorentz generators and translation generators are functions of translation generators, i.e., have zero power. The same is true for commutators between Lorentz generators and arbitrary functions of translation generators  $C(P_x, P_y, P_z, H)$ .

2. If  $\text{pow}(L) = 1$  and  $\text{pow}(R) = 1$ , then  $\text{pow}([L, R]) = 1$  follows directly from commutators (3.53), (3.54), and (3.56). ■

The primary term for the product of two terms  $AB$  has exactly the same number of Lorentz generators as the original operator, i.e.,  $\text{pow}(A) + \text{pow}(B)$ .

**Lemma 4.3** *For two terms  $A$  and  $B$ , either secondary term in the product  $AB$  is zero or its power is equal to  $\text{pow}(A) + \text{pow}(B) - 1$ .*

**Proof.** Each secondary term results from replacing a product of two generators  $LR$  in the primary term with their commutator  $[L, R]$ . According to Lemma 4.2, if  $[L, R] \neq 0$  such a replacement decreases the power of the term by 1. ■

The powers of the tertiary and higher order terms are less than the power of the secondary terms. Therefore, for any product  $AB$

$$\text{pow}(AB) = \text{pow}(BA) = \text{pow}(A) + \text{pow}(B)$$

This implies

**Theorem 4.4** <sup>16</sup> *For two non-commuting terms  $A$  and  $B$*

$$\text{pow}([A, B]) = \text{pow}(A) + \text{pow}(B) - 1$$

**Proof.** In the commutator  $AB - BA$ , the primary term of  $AB$  cancels out the primary term of  $BA$ . If  $[A, B] \neq 0$ , then the secondary terms do not cancel. Therefore, there is at least one non-zero secondary term whose power is  $\text{pow}(A) + \text{pow}(B) - 1$  according to Lemma 4.3. ■

Having at our disposal basic operators  $\mathbf{P}$ ,  $\mathbf{R}$ ,  $\mathbf{S}$ , and  $M$  we can form a number of Hermitian scalars, vectors, and tensors which are classified in table 4.1 according to their true/pseudo character and power:

Table 4.1: Scalar, vector, and tensor functions of basic operators			
	power 0	power 1	power 2
True scalar	$P^2; M$	$\mathbf{P} \cdot \mathbf{R} + \mathbf{R} \cdot \mathbf{P}$	$R^2; S^2$
Pseudoscalar		$\mathbf{P} \cdot \mathbf{S}$	$\mathbf{R} \cdot \mathbf{S}$
Pseudovector		$\mathbf{S}; \mathbf{P} \times \mathbf{R}$	
True vector	$\mathbf{P}$	$\mathbf{R}; \mathbf{P} \times \mathbf{S}$	$\mathbf{R} \times \mathbf{S}$
True tensor	$P_i P_j$	$\sum_{k=1}^3 \epsilon_{ijk} S_k; P_i R_j + R_j P_i$	$S_i S_j + S_j S_i; R_i R_j$
Pseudotensor	$\sum_{k=1}^3 \epsilon_{ijk} P_k$	$\sum_{k=1}^3 \epsilon_{ijk} R_k; P_i S_j$	$R_i S_j$

### 4.3.6 The uniqueness of the spin operator

Let us now prove that (4.26) is the unique spin operator satisfying conditions (I) - (IV) from subsection 4.3.1. Suppose that there is another spin operator  $\mathbf{S}'$  satisfying these conditions. Denoting the power of the spin components

<sup>16</sup>This theorem was used by Berg in ref. [51].



by  $p = \text{pow}(S'_x) = \text{pow}(S'_y) = \text{pow}(S'_z)$  we obtain from (4.22) and Theorem 4.4

$$\begin{aligned} \text{pow}([S'_x, S'_y]) &= \text{pow}(S'_z) \\ 2p - 1 &= p \end{aligned}$$

Therefore, the components of  $\mathbf{S}'$  must have power 1. The most general form of a pseudovector operator having power 1 can be deduced from Table 4.1

$$\mathbf{S}' = b(M, P^2)\mathbf{S} + f(M, P^2)\mathbf{P} \times \mathbf{R} + e(M, P^2)(\mathbf{S} \cdot \mathbf{P})\mathbf{P}$$

where  $b$ ,  $f$ , and  $e$  are arbitrary real functions. From the condition  $[\mathbf{S}', \mathbf{P}] = 0$  we obtain  $f(M, P^2) = 0$ . Comparing the commutator<sup>17</sup>

$$\begin{aligned} [S'_x, S'_y] &= [bS_x + e(\mathbf{S} \cdot \mathbf{P})P_x, bS_y + e(\mathbf{S} \cdot \mathbf{P})P_y] \\ &= b^2[S_x, S_y] - i\hbar ebP_x[\mathbf{S} \times \mathbf{P}]_y + i\hbar ebP_y[\mathbf{S} \times \mathbf{P}]_x \\ &= i\hbar b^2 S_z - i\hbar eb(\mathbf{P} \times [\mathbf{S} \times \mathbf{P}])_z \\ &= i\hbar(b^2 S_z - ebP^2 S_z + eb(\mathbf{S} \cdot \mathbf{P})P_z) \end{aligned}$$

with the requirement (4.22)

$$\begin{aligned} [S'_x, S'_y] &= i\hbar S'_z \\ &= i\hbar(bS_z + e(\mathbf{S} \cdot \mathbf{P})P_z) \end{aligned}$$

we obtain the system of equations

$$\begin{aligned} b^2 - ebP^2 &= b \\ eb &= e \end{aligned}$$

whose solution is  $b = 1$  and  $e = 0$ . Therefore, the spin operator is unique  $\mathbf{S}' = \mathbf{S}$ .

---

<sup>17</sup>Here we used equation  $[\mathbf{S}, (\mathbf{S} \cdot \mathbf{P})] = i\hbar \mathbf{S} \times \mathbf{P}$ .

### 4.3.7 The uniqueness of the position operator

Assume that in addition to the Newton-Wigner position operator  $\mathbf{R}$  there is another position operator  $\mathbf{R}'$  satisfying all properties (IV) - (VI). Then it follows from condition (V) that  $\mathbf{R}'$  has power 1. The most general true vector with this property is

$$\mathbf{R}' = a(P^2, M)\mathbf{R} + d(P^2, M)\mathbf{S} \times \mathbf{P} + g(P^2, M)\mathbf{P}$$

where  $a$ ,  $d$ , and  $g$  are arbitrary real functions. From the condition (4.23) it follows, for example, that

$$\begin{aligned} 0 &= [R'_x, S_y] \\ &= d(P^2, M)[S_y P_z - S_z P_y, S_y] \\ &= i\hbar d(P^2, M)P_y S_x \end{aligned}$$

which implies that  $d(P^2, M) = 0$ . From  $[R'_i, P_j] = i\hbar\delta_{ij}$  it follows that

$$\begin{aligned} i\hbar &= [R'_x, P_x] \\ &= a(P^2, M)[R_x, P_x] \\ &= i\hbar a(P^2, M) \end{aligned}$$

This implies that  $a(P^2, M) = 1$ . Therefore the most general form of the position operator is

$$\mathbf{R}' = \mathbf{R} + g(P^2, M)\mathbf{P} \tag{4.50}$$

In Theorem 10.1 we will consider boost transformations for times and positions of events in non-interacting systems of particles. If the term  $g(P^2, M)\mathbf{P}$  in (4.50) were non-zero, we would not get an agreement with Lorentz transformations (J.2) - (J.5) known from Einstein's special relativity. Therefore, we will assume that the factor  $g(P^2, M)$  is zero. So, from now on, we will use the Newton-Wigner operator  $\mathbf{R}$  as the representative of the position observable.

It follows from the commutator (4.24) that

$$[R_x, P_x^n] = i\hbar n P_x^{n-1} \quad (4.51)$$

so for any function  $f(P_x)$

$$[R_x, f(P_x)] = i\hbar \frac{\partial f(P_x)}{\partial P_x}$$

For example,

$$\begin{aligned} [\mathbf{R}, H] &= [\mathbf{R}, \sqrt{P^2 c^2 + M^2 c^4}] \\ &= i\hbar \frac{\partial \sqrt{P^2 c^2 + M^2 c^4}}{\partial \mathbf{P}} \\ &= \frac{i\hbar \mathbf{P} c^2}{\sqrt{P^2 c^2 + M^2 c^4}} \\ &= i\hbar \frac{\mathbf{P} c^2}{H} \\ &= i\hbar \mathbf{V} \end{aligned}$$

Therefore, as expected, for an observer shifted in time by the amount  $t$ , the position of the physical system appears shifted by  $\mathbf{V}t$ :

$$\mathbf{R}(t) = \exp\left(\frac{i}{\hbar} H t\right) \mathbf{R} \exp\left(-\frac{i}{\hbar} H t\right) \quad (4.52)$$

$$\begin{aligned} &= \mathbf{R} + \frac{i}{\hbar} [H, \mathbf{R}] t \\ &= \mathbf{R} + \mathbf{V} t \end{aligned} \quad (4.53)$$

### 4.3.8 Boost transformations of the position operator

Let us now find how the vector of position (4.30) transforms with respect to boosts, i.e., we are looking for the connection between position observables in two inertial reference frame moving with respect to each other. For simplicity, we consider a massive system without spin, so that the center-of-mass position in the reference frame at rest  $O$  can be written as

$$\mathbf{R} = -\frac{c^2}{2}(\mathbf{K}H^{-1} + H^{-1}\mathbf{K})$$

First, we need to determine the boost transformation for the operator of boost. For example, the transformation of the component  $K_y$  with respect to the boost along the  $x$ -axis is obtained by using eqs. (E.13), (3.54) and (3.56)

$$\begin{aligned} & K_y(\theta) \\ &= e^{-\frac{i}{\hbar}K_x c\theta} K_y e^{\frac{i}{\hbar}K_x c\theta} \\ &= K_y - \frac{ic\theta}{\hbar}[K_x, K_y] - \frac{c^2\theta^2}{2!\hbar^2}[K_x, [K_x, K_y]] + \frac{ic^3\theta^3}{3!\hbar^3}[K_x, [K_x, [K_x, K_y]]] + \dots \\ &= K_y - \frac{\theta}{c}J_z + \frac{\theta^2}{2!}K_y - \frac{\theta^3}{3!c}J_z \dots \\ &= K_y \cosh \theta - \frac{1}{c}J_z \sinh \theta \end{aligned}$$

Then the  $y$ -component of position in the reference frame  $O'$  moving along the  $x$ -axis is

$$\begin{aligned} R_y(\theta) &= e^{-\frac{i}{\hbar}K_x c\theta} R_y e^{\frac{i}{\hbar}K_x c\theta} \\ &= -\frac{c^2}{2}e^{-\frac{i}{\hbar}K_x c\theta}(K_y H^{-1} + H^{-1}K_y)e^{\frac{i}{\hbar}K_x c\theta} \\ &= -\frac{c^2}{2}(K_y \cosh \theta - \frac{J_z}{c} \sinh \theta)(H \cosh \theta - cP_x \sinh \theta)^{-1} \\ &\quad -\frac{c^2}{2}(H \cosh \theta - cP_x \sinh \theta)^{-1}(K_y \cosh \theta - \frac{J_z}{c} \sinh \theta) \quad (4.54) \end{aligned}$$

Similarly, for the  $x$ - and  $z$ -components

$$\begin{aligned} R_x(\theta) &= -\frac{c^2}{2}K_x(H \cosh \theta - cP_x \sinh \theta)^{-1} \\ &\quad -\frac{c^2}{2}(H \cosh \theta - cP_x \sinh \theta)^{-1}K_x \quad (4.55) \end{aligned}$$

$$\begin{aligned} R_z(\theta) &= -\frac{c^2}{2}(K_z \cosh \theta + \frac{J_y}{c} \sinh \theta)(H \cosh \theta - cP_x \sinh \theta)^{-1} \\ &\quad -\frac{c^2}{2}(H \cosh \theta - cP_x \sinh \theta)^{-1}(K_z \cosh \theta + \frac{J_y}{c} \sinh \theta) \quad (4.56) \end{aligned}$$

Furthermore, we can find the time dependence of the position operator in the moving reference frame  $O'$ . We use label  $t'$  to indicate the time measured in the reference frame  $O'$  by its own clock and notice that the time translation generator  $H'$  in  $O'$  is different from that in  $O$

$$H' = e^{-\frac{i}{\hbar}K_x c\theta} H e^{\frac{i}{\hbar}K_x c\theta} \quad (4.57)$$

Then we obtain

$$\begin{aligned} \mathbf{R}(\theta, t') &= e^{\frac{i}{\hbar}H't'} \mathbf{R}(\theta) e^{-\frac{i}{\hbar}H't'} \\ &= e^{\frac{i}{\hbar}H't'} e^{-\frac{i}{\hbar}K_x c\theta} \mathbf{R} e^{\frac{i}{\hbar}K_x c\theta} e^{-\frac{i}{\hbar}H't'} \\ &= (e^{-\frac{i}{\hbar}K_x c\theta} e^{\frac{i}{\hbar}H't'} e^{\frac{i}{\hbar}K_x c\theta}) e^{-\frac{i}{\hbar}K_x c\theta} \mathbf{R} e^{\frac{i}{\hbar}K_x c\theta} (e^{-\frac{i}{\hbar}K_x c\theta} e^{-\frac{i}{\hbar}H't'} e^{\frac{i}{\hbar}K_x c\theta}) \\ &= e^{-\frac{i}{\hbar}K_x c\theta} e^{\frac{i}{\hbar}H't'} \mathbf{R} e^{-\frac{i}{\hbar}H't'} e^{\frac{i}{\hbar}K_x c\theta} \\ &= e^{-\frac{i}{\hbar}K_x c\theta} (\mathbf{R} + \mathbf{V}t') e^{\frac{i}{\hbar}K_x c\theta} \\ &= \mathbf{R}(\theta) + \mathbf{V}(\theta)t' \end{aligned} \quad (4.58)$$

where position  $\mathbf{R}(\theta)$  and velocity  $\mathbf{V}(\theta)$  in the reference frame  $O'$  are given by eqs. (4.54) - (4.56) and (4.5) - (4.7), respectively.



## Chapter 5

# SINGLE PARTICLES

*Physics is becoming so unbelievably complex that it is taking longer and longer to train a physicist. It is taking so long, in fact, to train a physicist to the place where he understands the nature of physical problems that he is already too old to solve them.*

Eugene P. Wigner

Our discussion in the preceding chapter could be universally applied to an arbitrary isolated physical system, be it an electron or the Solar System. We have not specified how the system was put together and we considered only total observables pertinent to the system as a whole. The results we obtained are not surprising: the total energy, momentum and angular momentum of any isolated system are conserved, and the center of mass is moving with a constant speed along straight line (4.53). Although the time evolution of these total observables is rather uneventful, the internal structure of complex (compound) physical systems may undergo dramatic changes due to collisions, reactions, decays, etc. The description of such transformations is the most interesting and challenging part of physics. To address such problems, we need to define how complex physical systems are put together. The central idea of this book is that all material objects are composed of *elementary particles* i.e., systems without components and internal structure. In this chapter we will study these most fundamental ingredients of nature.

We established in subsection 3.2.4 that the Hilbert space of any physical system carries a unitary representation of the Poincaré group. Any unitary

representation of the Poincaré group can be decomposed into a direct sum of irreducible representations. Elementary particles are defined as physical systems for which this sum has only one summand. Therefore, the Hilbert space  $\mathcal{H}^a$  of a stable elementary particle  $a$  carries an *irreducible* unitary representation of the Poincaré group. The classification of irreducible representations of the Poincaré group and their Hilbert spaces was given by Wigner [2]. From Schur's first Lemma H.1 we know that in any irreducible unitary representation of the Poincaré group, the two Casimir operators  $M$  and  $\mathbf{S}^2$  act as multiplication by a constant. So, all different irreducible representations, and, therefore, all elementary particles, can be classified according to the values of these two constants - the mass and the spin squared. Of course, there are many other parameters describing elementary particles, such as charge, magnetic moment, strangeness, etc. But all of them are related to the manner in which particles participate in interactions. In the world where all interactions are "turned off", particles have just two intrinsic properties: mass and spin.

There are only six known stable elementary particles for which the classification by mass and spin applies (see Table 5.1). Some reservations should be made about this statement. First, for each particle in the table (except photons) there is a corresponding antiparticle having the same mass and spin but opposite values of the electric, baryon, and lepton charges.<sup>1</sup> So, if we also count antiparticles, there are eleven different stable particle species. Second, there are many more particles, like *muons*, *pions*, *neutrons*, etc., which are usually called elementary but all of them are unstable and eventually decay into particles shown in Table 5.1. This does not mean that unstable particles are "made of" stable particles or that they are less elementary. Simply, stable particles from Table 5.1 have the lowest mass, and there are no lighter species to which they could decay without violating conservation laws. Third, we do not list in Table 5.1 quarks, gluons, Higgs scalars, and other particles predicted theoretically, but never directly observed in experiment. Fourth, strictly speaking, the photon is not a true elementary particle as it is not described by an irreducible representation of the Poincaré group. We will see in subsection 5.4.4 that a photon is described by a *reducible* representation of the Poincaré group which is a direct sum of two irreducible representations with helicities  $+1$  and  $-1$ . Fifth, neutrinos are not truly stable elementary particles. According to recent experiments, three flavors of neutrinos are os-

---

<sup>1</sup>see subsection 7.2.1



cillating between each other over time. Finally, it may be true that protons are not elementary particles as well. They are usually regarded as composed of quarks. This leaves us with just one truly stable and elementary particle, which is the electron.

Table 5.1: Properties of stable elementary particles

Particle	Mass	Spin/helicity
Electron	0.511 MeV/ $c^2$	1/2
Proton	938.3 MeV/ $c^2$	1/2
Electron neutrino	$< 1$ eV/ $c^2$	1/2
Muon neutrino	$< 1$ eV/ $c^2$	1/2
Tau neutrino	$< 1$ eV/ $c^2$	1/2
Photon	0	$\pm 1$

In the following we will denote  $m$  the value of the mass operator in the Hilbert space of elementary particle and consider separately two cases: massive particles ( $m > 0$ ) and massless particles ( $m = 0$ ).

## 5.1 Massive particles

### 5.1.1 Irreducible representations of the Poincaré group

The Hilbert space  $\mathcal{H}$  of a massive elementary particle carries an unitary irreducible representation  $U_g$  of the Poincaré group characterized by a single positive eigenvalue  $m$  of the mass operator  $M$ . As discussed in subsection 4.3.3, the position operator  $\mathbf{R}$  is well-defined in this case. The components of the position and momentum operators satisfy the commutation relations of the 6-dimensional *Heisenberg Lie algebra*.<sup>2</sup>

$$\begin{aligned} [P_i, P_j] &= [R_i, R_j] = 0 \\ [R_i, P_j] &= i\hbar\delta_{ij} \end{aligned}$$

Then, according to the Stone-von Neumann theorem H.2, operators  $P_x, P_y, P_z$  and  $R_x, R_y, R_z$  have continuous spectra occupying entire real axis  $(-\infty, \infty)$ .

<sup>2</sup>see eqs. (3.55), (4.24), and Theorem 4.1

There exists a decomposition of unity associated with three mutually commuting operators  $P_x, P_y, P_z$ , and the Hilbert space  $\mathcal{H}$  can be represented as a direct sum of corresponding eigensubspaces  $\mathcal{H}_{\mathbf{p}}$  of the momentum operator  $\mathbf{P}$

$$\mathcal{H} = \oplus_{\mathbf{p} \in R^3} \mathcal{H}_{\mathbf{p}}$$

Let us first focus on the subspace  $\mathcal{H}_{\mathbf{0}}$  with zero momentum. This subspace is invariant with respect to rotations, because for any vector  $|\mathbf{0}\rangle$  from this subspace the result of rotation  $e^{-\frac{i}{\hbar}\mathbf{J}\vec{\phi}}|\mathbf{0}\rangle$  belongs to  $\mathcal{H}_{\mathbf{0}}$

$$\begin{aligned} \mathbf{P}e^{-\frac{i}{\hbar}\mathbf{J}\vec{\phi}}|\mathbf{0}\rangle &= e^{-\frac{i}{\hbar}\mathbf{J}\vec{\phi}}e^{\frac{i}{\hbar}\mathbf{J}\vec{\phi}}\mathbf{P}e^{-\frac{i}{\hbar}\mathbf{J}\vec{\phi}}|\mathbf{0}\rangle \\ &= e^{-\frac{i}{\hbar}\mathbf{J}\vec{\phi}}\left((\mathbf{P} \cdot \frac{\vec{\phi}}{\phi})\frac{\vec{\phi}}{\phi}(1 - \cos \phi) + \mathbf{P} \cos \phi - \mathbf{P} \times \frac{\vec{\phi}}{\phi} \sin \phi\right)|\mathbf{0}\rangle \\ &= \mathbf{0} \end{aligned}$$

This means that representation  $U_g$  induces a unitary representation  $V_g$  of the rotation group in  $\mathcal{H}_{\mathbf{0}}$ .

The generators of rotations in  $\mathcal{H}$  are, of course, represented by the angular momentum vector  $\mathbf{J}$ . However, in the subspace  $\mathcal{H}_{\mathbf{0}}$ , they can be equivalently represented by the vector of spin  $\mathbf{S}$ , because

$$\begin{aligned} S_z|\mathbf{0}\rangle &= J_z|\mathbf{0}\rangle - [\mathbf{R} \times \mathbf{P}]_z|\mathbf{0}\rangle \\ &= J_z|\mathbf{0}\rangle - (R_x P_y - R_y P_x)|\mathbf{0}\rangle \\ &= J_z|\mathbf{0}\rangle \end{aligned}$$

We will show later that the representation of the Poincaré group is irreducible if and only if the representation  $V_g$  of the rotation group in  $\mathcal{H}_{\mathbf{0}}$  is irreducible. So, we will be interested only in such irreducible representations  $V_g$ . The classification of unitary irreducible representations of the rotation group (single- and double-valued) depends on one integer or half-integer parameter  $s$ ,<sup>3</sup> which we will call the *spin* of the particle. The trivial one-dimensional representation is characterized by spin zero ( $s = 0$ ) and corresponds to a *spinless* particle. The two-dimensional representation corresponds to particles with

---

<sup>3</sup>see Appendix H.3

spin one-half ( $s = 1/2$ ). The 3-dimensional representation corresponds to particles with spin one ( $s = 1$ ), etc.

It is customary to choose a basis of eigenvectors of  $S_z$  in  $\mathcal{H}_0$  and denote these vectors by  $|\mathbf{0}, \sigma\rangle$ , i.e.,

$$\begin{aligned} \mathbf{P}|\mathbf{0}, \sigma\rangle &= 0 \\ H|\mathbf{0}, \sigma\rangle &= mc^2|\mathbf{0}, \sigma\rangle \\ M|\mathbf{0}, \sigma\rangle &= m|\mathbf{0}, \sigma\rangle \\ \mathbf{S}^2|\mathbf{0}, \sigma\rangle &= \hbar^2 s(s+1)|\mathbf{0}, \sigma\rangle \\ S_z|\mathbf{0}, \sigma\rangle &= \hbar\sigma|\mathbf{0}, \sigma\rangle \end{aligned}$$

where  $\sigma = -s, -s+1, \dots, s-1, s$ . The action of a rotation on these basis vectors is

$$e^{-\frac{i}{\hbar}\mathbf{J}\vec{\phi}}|\mathbf{0}, \sigma\rangle = e^{-\frac{i}{\hbar}\mathbf{S}\vec{\phi}}|\mathbf{0}, \sigma\rangle = \sum_{\sigma'=-s}^s D_{\sigma'\sigma}^s(\vec{\phi})|\mathbf{0}, \sigma'\rangle \quad (5.1)$$

where  $D^s$  are  $(2s+1) \times (2s+1)$  matrices of the representation  $V_g$ . This definition implies that<sup>4</sup>

$$\begin{aligned} & \sum_{\sigma'=-s}^s D_{\sigma'\sigma}^s(\vec{\phi}_1\vec{\phi}_2)|\mathbf{0}, \sigma'\rangle \\ &= e^{-\frac{i}{\hbar}\mathbf{J}\vec{\phi}_1} e^{-\frac{i}{\hbar}\mathbf{J}\vec{\phi}_2}|\mathbf{0}, \sigma\rangle \\ &= e^{-\frac{i}{\hbar}\mathbf{J}\vec{\phi}_1} \sum_{\sigma''=-s}^s D_{\sigma''\sigma}^s(\vec{\phi}_2)|\mathbf{0}, \sigma''\rangle \\ &= \sum_{\sigma''=-s}^s \sum_{\sigma'=-s}^s D_{\sigma''\sigma}^s(\vec{\phi}_2) D_{\sigma'\sigma''}^s(\vec{\phi}_1)|\mathbf{0}, \sigma'\rangle \\ &= \sum_{\sigma'=-s}^s \sum_{\sigma''=-s}^s D_{\sigma'\sigma''}^s(\vec{\phi}_1) D_{\sigma''\sigma}^s(\vec{\phi}_2)|\mathbf{0}, \sigma'\rangle \end{aligned}$$

and

---

<sup>4</sup>Here  $\vec{\phi}_1\vec{\phi}_2$  denotes the composition of two rotations by vectors  $\vec{\phi}_1$  and  $\vec{\phi}_2$ .

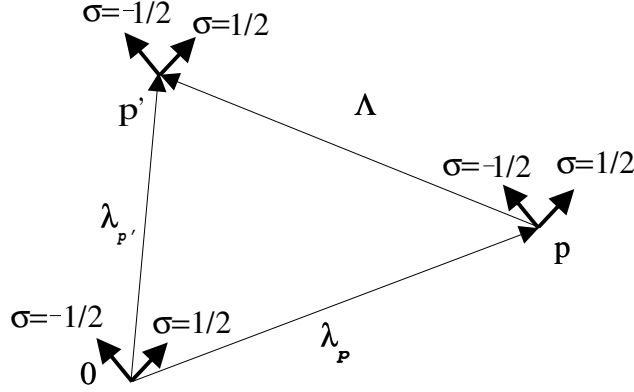


Figure 5.1: Construction of the momentum-spin basis for a spin one-half particle. Spin eigenvectors (with eigenvalues  $\sigma = -1/2, 1/2$ ) at zero momentum are propagated to non-zero momentum  $\mathbf{p}$  and  $\mathbf{p}'$  by using pure boosts  $\lambda_{\mathbf{p}}$  and  $\lambda_{\mathbf{p}'}$ . There is a unique pure boost  $\Lambda$  which connects momenta  $\mathbf{p}$  and  $\mathbf{p}'$ .

$$D_{\sigma'\sigma}^s(\vec{\phi}_1\vec{\phi}_2) = \sum_{\sigma''=-s}^s D_{\sigma'\sigma''}^s(\vec{\phi}_1) D_{\sigma''\sigma}^s(\vec{\phi}_2)$$

which means that matrices  $D^s$  furnish a representation of the rotation group.

### 5.1.2 Momentum-spin basis

In the preceding subsection we constructed basis vectors  $|\mathbf{0}, \sigma\rangle$  in the subspace  $\mathcal{H}_0$ . We also need basis vectors  $|\mathbf{p}, \sigma\rangle$  in other subspaces  $\mathcal{H}_{\mathbf{p}}$  with  $\mathbf{p} \neq \mathbf{0}$ . We will build basis  $|\mathbf{p}, \sigma\rangle$  by propagating the basis  $|\mathbf{0}, \sigma\rangle$  to other points in the 3D momentum space using pure boost transformations.<sup>5</sup> The unique pure boost which transforms momentum  $\mathbf{0}$  to  $\mathbf{p}$  is (see fig. 5.1)

$$\lambda_{\mathbf{p}} \equiv e^{-\frac{i}{\hbar} \mathbf{K} c \vec{\theta}_{\mathbf{p}}} \quad (5.2)$$

<sup>5</sup>Of course, this choice is rather arbitrary. A different choice of transformations connecting momenta  $\mathbf{0}$  and  $\mathbf{p}$  (e.g., boost coupled with rotation) would result in a different but equivalent basis set. However, once the basis set has been fixed, all formulas should be written with respect to it.

where

$$\vec{\theta}_{\mathbf{p}} = \frac{\mathbf{p}}{p} \sinh^{-1} \frac{p}{mc} \quad (5.3)$$

Therefore we can write

$$\begin{aligned} |\mathbf{p}, \sigma\rangle &= N(\mathbf{p}) \lambda_{\mathbf{p}} |0, \sigma\rangle \\ &= N(\mathbf{p}) e^{-\frac{i}{\hbar} \mathbf{K} c \vec{\theta}_{\mathbf{p}}} |0, \sigma\rangle \end{aligned} \quad (5.4)$$

where  $N(\mathbf{p})$  is a normalization factor. Here we will just assume that this factor does not depend on the direction of  $\mathbf{p}$ . The explicit expression for  $N(\mathbf{p})$  will be given in eq. (5.19).

To verify that vector (5.4) is indeed an eigenvector of the momentum operator with eigenvalue  $\mathbf{p}$  we use eq. (4.3)

$$\begin{aligned} \mathbf{P}|\mathbf{p}, \sigma\rangle &= N(\mathbf{p}) \mathbf{P} e^{-\frac{i}{\hbar} \mathbf{K} c \vec{\theta}_{\mathbf{p}}} |0, \sigma\rangle \\ &= N(\mathbf{p}) e^{-\frac{i}{\hbar} \mathbf{K} c \vec{\theta}_{\mathbf{p}}} e^{\frac{i}{\hbar} \mathbf{K} c \vec{\theta}_{\mathbf{p}}} \mathbf{P} e^{-\frac{i}{\hbar} \mathbf{K} c \vec{\theta}_{\mathbf{p}}} |0, \sigma\rangle \\ &= N(\mathbf{p}) e^{-\frac{i}{\hbar} \mathbf{K} c \vec{\theta}_{\mathbf{p}}} \frac{\vec{\theta}_{\mathbf{p}}}{c \theta_{\mathbf{p}}} H \sinh \theta_{\mathbf{p}} |0, \sigma\rangle \\ &= N(\mathbf{p}) e^{-\frac{i}{\hbar} \mathbf{K} c \vec{\theta}_{\mathbf{p}}} \frac{\vec{\theta}_{\mathbf{p}}}{\theta_{\mathbf{p}}} m c \sinh \theta_{\mathbf{p}} |0, \sigma\rangle \\ &= N(\mathbf{p}) \mathbf{p} e^{-\frac{i}{\hbar} \mathbf{K} c \vec{\theta}_{\mathbf{p}}} |0, \sigma\rangle \\ &= \mathbf{p} |\mathbf{p}, \sigma\rangle \end{aligned}$$

Let us now find the action of the spin component  $S_z$  on the basis vectors  $|\mathbf{p}, \sigma\rangle$ <sup>6</sup>

$$S_z |\mathbf{p}, \sigma\rangle = N(\mathbf{p}) S_z e^{-\frac{i}{\hbar} \mathbf{K} c \vec{\theta}_{\mathbf{p}}} |0, \sigma\rangle$$

---

<sup>6</sup>Here we take into account that  $W_0 |0, \sigma\rangle = \mathbf{P} |0, \sigma\rangle = 0$ . We also use boost transformations (4.3) and (4.4) of the energy-momentum 4-vector  $(H, c\mathbf{P})$  and similar formulas for the Pauli-Lubanski 4-vector  $(W_0, \mathbf{W})$ . For brevity, we denote  $\theta_z$  the  $z$ -component of the vector  $\vec{\theta}_{\mathbf{p}}$  and  $\theta$  its absolute value.

$$\begin{aligned}
&= N(\mathbf{p}) e^{-\frac{i}{\hbar} \mathbf{K} c \vec{\theta} \cdot \mathbf{p}} e^{\frac{i}{\hbar} \mathbf{K} c \vec{\theta} \cdot \mathbf{p}} \left( \frac{W_z}{Mc} - \frac{W_0 P_z}{M(Mc^2 + H)} \right) e^{-\frac{i}{\hbar} \mathbf{K} c \vec{\theta} \cdot \mathbf{p}} |\mathbf{0}, \sigma\rangle \\
&= N(\mathbf{p}) e^{-\frac{i}{\hbar} \mathbf{K} c \vec{\theta} \cdot \mathbf{p}} \left( \frac{W_z + \frac{\theta_z}{\theta} [(\mathbf{W} \cdot \frac{\vec{\theta}}{\theta})(\cosh \theta - 1) - W_0 \sinh \theta]}{Mc} \right. \\
&\quad \left. - \frac{(W_0 \cosh \theta - (\mathbf{W} \cdot \frac{\vec{\theta}}{\theta}) \sinh \theta) (P_z + \frac{\theta_z}{\theta} [(\mathbf{P} \cdot \frac{\vec{\theta}}{\theta})(\cosh \theta - 1) - \frac{1}{c} H \sinh \theta])}{M(Mc^2 + H \cosh \theta - c(\mathbf{P} \cdot \frac{\vec{\theta}}{\theta}) \sinh \theta)} \right) |\mathbf{0}, \sigma\rangle \\
&= N(\mathbf{p}) e^{-\frac{i}{\hbar} \mathbf{K} c \vec{\theta} \cdot \mathbf{p}} \left( \frac{W_z + \frac{\theta_z}{\theta} [(\mathbf{W} \cdot \frac{\vec{\theta}}{\theta})(\cosh \theta - 1)]}{Mc} \right. \\
&\quad \left. + \frac{(\mathbf{W} \cdot \frac{\vec{\theta}}{\theta}) \sinh \theta (\frac{\theta_z}{\theta} [-\frac{1}{c} Mc^2 \sinh \theta])}{M(Mc^2 + Mc^2 \cosh \theta)} \right) |\mathbf{0}, \sigma\rangle \\
&= N(\mathbf{p}) e^{-\frac{i}{\hbar} \mathbf{K} c \vec{\theta} \cdot \mathbf{p}} \left( \frac{W_z}{Mc} + \frac{\theta_z}{\theta} (\mathbf{W} \cdot \frac{\vec{\theta}}{\theta}) \left( \frac{\cosh \theta - 1}{Mc} - \frac{\sinh^2 \theta}{Mc(1 + \cosh \theta)} \right) \right) |\mathbf{0}, \sigma\rangle \\
&= N(\mathbf{p}) e^{-\frac{i}{\hbar} \mathbf{K} c \vec{\theta} \cdot \mathbf{p}} S_z |\mathbf{0}, \sigma\rangle \\
&= N(\mathbf{p}) e^{-\frac{i}{\hbar} \mathbf{K} c \vec{\theta} \cdot \mathbf{p}} \hbar \sigma |\mathbf{0}, \sigma\rangle \\
&= \hbar \sigma |\mathbf{p}, \sigma\rangle
\end{aligned}$$

So,  $|\mathbf{p}, \sigma\rangle$  are eigenvectors of the momentum, energy, and  $z$ -component of spin<sup>7</sup>

$$\begin{aligned}
\mathbf{P}|\mathbf{p}, \sigma\rangle &= \mathbf{p}|\mathbf{p}, \sigma\rangle \\
H|\mathbf{p}, \sigma\rangle &= \omega_{\mathbf{p}}|\mathbf{p}, \sigma\rangle \\
M|\mathbf{p}, \sigma\rangle &= m|\mathbf{p}, \sigma\rangle \\
\mathbf{S}^2|\mathbf{p}, \sigma\rangle &= \hbar^2 s(s+1)|\mathbf{p}, \sigma\rangle \\
S_z|\mathbf{p}, \sigma\rangle &= \hbar \sigma|\mathbf{p}, \sigma\rangle
\end{aligned}$$

where we denoted

---

<sup>7</sup>Note that eigenvectors of the spin operator  $\mathbf{S}$  (4.26) are obtained here by applying pure boosts to vectors at  $\mathbf{p} = 0$ . Different transformations (involving rotations) connecting bases in points  $\mathbf{0}$  and  $\mathbf{p}$  (see footnote on page 140) would result in different momentum-spin basis and in different spin operator  $\mathbf{S}'$  (see [54]). Does this contradict our statement about the uniqueness of the spin operator in subsection 4.3.6? Not really. The point is that the alternative spin operator  $\mathbf{S}'$  (and the corresponding alternative position operator  $\mathbf{R}'$ ) will not be expressed as a function of basic generators of the Poincaré group. This condition was important for our proof of the uniqueness of  $\mathbf{S}$  (and  $\mathbf{R}$ ) in section 4.3.

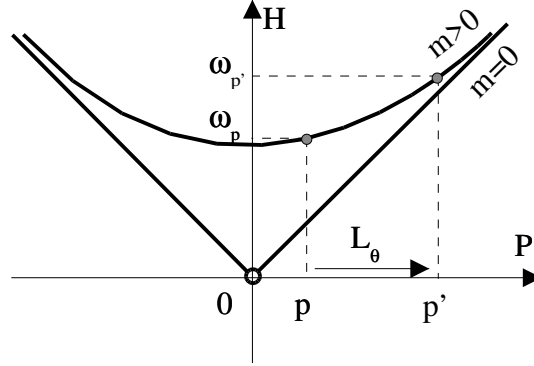


Figure 5.2: Mass hyperboloid in the energy-momentum space for massive particles, and the zero-mass cone for  $m = 0$ .

$$\omega_{\mathbf{p}} \equiv \sqrt{m^2 c^4 + p^2 c^2} \quad (5.5)$$

the one-particle energy

The common spectrum of the energy-momentum eigenvalues  $(\omega_{\mathbf{p}}, \mathbf{p})$  can be conveniently represented as points on the *mass hyperboloid* in the 4-dimensional energy-momentum space (see Fig. 5.2). For massive particles, the spectrum of the velocity operator  $\mathbf{V} = \frac{\mathbf{P}c^2}{H}$  is the interior of a 3-dimensional sphere  $|\mathbf{v}| < c$ . This spectrum does not include the surface of the sphere therefore massive particles cannot reach the speed of light.<sup>8</sup>

### 5.1.3 Action of Poincaré transformations

We can now define the action of transformations from the Poincaré group on the basis vectors  $|\mathbf{p}, \sigma\rangle$  constructed above.<sup>9</sup> Translations act by simple multiplication

<sup>8</sup>In quantum mechanics, the speed of propagation of particles is not a well-defined concept. The value of particle's speed is definite in states having certain momentum. However, such states are described by infinitely extended plane waves (5.31), and one cannot speak about particle propagation in such states. So, strictly speaking, the speed of the particle cannot be obtained by measuring its positions at two different time instants and dividing the traveled distance by the time interval. This is a consequence of the non-commutativity of the operators of position and velocity.

<sup>9</sup>We are working in the Schrödinger picture here.

$$e^{-\frac{i}{\hbar}\mathbf{P}\mathbf{a}}|\mathbf{p}, \sigma\rangle = e^{-\frac{i}{\hbar}\mathbf{p}\mathbf{a}}|\mathbf{p}, \sigma\rangle \quad (5.6)$$

$$e^{\frac{i}{\hbar}Ht}|\mathbf{p}, \sigma\rangle = e^{\frac{i}{\hbar}\omega_{\mathbf{p}}t}|\mathbf{p}, \sigma\rangle \quad (5.7)$$

Let us now apply rotation  $e^{-\frac{i}{\hbar}\mathbf{J}\vec{\phi}}$  to the vector  $|\mathbf{p}, \sigma\rangle$  and use eq. (5.1)

$$\begin{aligned} e^{-\frac{i}{\hbar}\mathbf{J}\vec{\phi}}|\mathbf{p}, \sigma\rangle &= N(\mathbf{p})e^{-\frac{i}{\hbar}\mathbf{J}\vec{\phi}}e^{-\frac{i}{\hbar}\mathbf{K}c\vec{\theta}_{\mathbf{p}}} |0, \sigma\rangle \\ &= N(\mathbf{p})e^{-\frac{i}{\hbar}\mathbf{J}\vec{\phi}}e^{-\frac{i}{\hbar}\mathbf{K}c\vec{\theta}_{\mathbf{p}}} e^{\frac{i}{\hbar}\mathbf{J}\vec{\phi}}e^{-\frac{i}{\hbar}\mathbf{J}\vec{\phi}} |0, \sigma\rangle \\ &= N(\mathbf{p})e^{-\frac{i}{\hbar}(R_{\vec{\phi}}^{-1}\mathbf{K})c\vec{\theta}_{\mathbf{p}}} \sum_{\sigma'=-s}^s D_{\sigma'\sigma}(\vec{\phi}) |0, \sigma'\rangle \\ &= N(\mathbf{p})e^{-\frac{i}{\hbar}\mathbf{K}cR_{\vec{\phi}}\vec{\theta}_{\mathbf{p}}} \sum_{\sigma'=-s}^s D_{\sigma'\sigma}(\vec{\phi}) |0, \sigma'\rangle \\ &= \sum_{\sigma'=-s}^s D_{\sigma'\sigma}(\vec{\phi}) |R_{\vec{\phi}}\mathbf{p}, \sigma'\rangle \end{aligned} \quad (5.8)$$

This means that both momentum and spin of the particle are rotated by the angle  $\vec{\phi}$ , as expected.

Applying a boost  $\Lambda \equiv e^{-\frac{i}{\hbar}\mathbf{K}c\vec{\theta}}$  to the vector  $|\mathbf{p}, \sigma\rangle$  and using (5.4) we obtain

$$\Lambda|\mathbf{p}, \sigma\rangle = \Lambda N(\mathbf{p})\lambda_{\mathbf{p}}|0, \sigma\rangle \quad (5.9)$$

The product of boosts on the right hand side of eq. (5.9) is a transformation from the Lorentz group, so it can be represented in the form (boost)  $\times$  (rotation)

$$\Lambda\lambda_{\mathbf{p}} = \lambda_{\mathbf{p}'}R_{\vec{\phi}_W(\mathbf{p}, \Lambda)} \quad (5.10)$$

Multiplying both sides of eq. (5.10) by  $\lambda_{\mathbf{p}'}^{-1}$ , we obtain

$$\lambda_{\mathbf{p}'}^{-1}\Lambda\lambda_{\mathbf{p}} = R_{\vec{\phi}_W(\mathbf{p}, \Lambda)} \quad (5.11)$$

Since  $R_{\vec{\phi}_W}$  is a rotation, it keeps invariant the subspace with zero momentum  $\mathcal{H}_0$ . Therefore, the sequence of boosts on the left hand side of equation (5.11)



returns each vector with zero momentum  $|\mathbf{0}, \sigma\rangle$  back to the zero momentum subspace (see Fig. 5.1). The zero momentum vector is mapped to a vector with momentum  $\mathbf{p}$  by the boost  $\lambda_{\mathbf{p}}$ . Subsequent application of  $\Lambda$  transforms this vector to

$$\Lambda \mathbf{p} = \mathbf{p} + \frac{\vec{\theta}}{\theta} [(\mathbf{p} \cdot \frac{\vec{\theta}}{\theta})(\cosh \theta - 1) + \frac{\omega_{\mathbf{p}}}{c} \sinh \theta]$$

Then  $\lambda_{\mathbf{p}'}$  is the boost connecting zero momentum with momentum  $\Lambda \mathbf{p}$ , and we may write

$$R_{\vec{\phi}_W(\mathbf{p}, \Lambda)} = \lambda_{\Lambda \mathbf{p}}^{-1} \Lambda \lambda_{\mathbf{p}} \quad (5.12)$$

The rotation angle on the left hand side of eq. (5.12) is called the *Wigner angle*. Explicit formulas for  $\vec{\phi}_W(\mathbf{p}, \Lambda)$  can be found, e.g., in ref. [55]. Then, substituting (5.12) in (5.10), we obtain

$$\begin{aligned} e^{-\frac{i}{\hbar} \mathbf{K} c \vec{\theta}} |\mathbf{p}, \sigma\rangle &= \Lambda N(\mathbf{p}) \lambda_{\mathbf{p}} |\mathbf{0}, \sigma\rangle \\ &= N(\mathbf{p}) \lambda_{\Lambda \mathbf{p}} R_{\vec{\phi}_W(\mathbf{p}, \Lambda)} |\mathbf{0}, \sigma\rangle \\ &= N(\mathbf{p}) \lambda_{\Lambda \mathbf{p}} \sum_{\sigma'=-s}^s D_{\sigma' \sigma}^s(\vec{\phi}_W(\mathbf{p}, \Lambda)) |\mathbf{0}, \sigma'\rangle \\ &= \frac{N(\mathbf{p})}{N(\Lambda \mathbf{p})} \sum_{\sigma'=-s}^s D_{\sigma' \sigma}^s(\vec{\phi}_W(\mathbf{p}, \Lambda)) |\Lambda \mathbf{p}, \sigma'\rangle \end{aligned} \quad (5.13)$$

Eqs. (5.8) and (5.13) show that rotations and boosts are accompanied with turning the spin vector in each subspace  $\mathcal{H}_{\mathbf{p}}$  by rotation matrices  $D^s$ . If the representation of the rotation group  $D^s$  were reducible, then each subspace  $\mathcal{H}_{\mathbf{p}}$  would be represented as a direct sum of irreducible components  $\mathcal{H}_{\mathbf{p}}^k$

$$\mathcal{H}_{\mathbf{p}} = \oplus_k \mathcal{H}_{\mathbf{p}}^k$$

and each subspace

$$\mathcal{H}^k = \oplus_{\mathbf{p} \in R^3} \mathcal{H}_{\mathbf{p}}^k$$

would be irreducible with respect to the entire Poincaré group. Therefore, in order to construct an irreducible representation of the Poincaré group in  $\mathcal{H}$ , the representation  $D^s$  must be an irreducible unitary representation of the rotation group, as was mentioned already in subsection 5.1.1. In this book we will be interested in describing interactions between electrons and protons which are massive particles with spin 1/2. Then the relevant representation  $D^s$  of the rotation group is the 2-dimensional representation described in subsection H.3.

Let us now review the above construction of unitary irreducible representations of the Poincaré group for massive particles.<sup>10</sup> First we chose a *standard momentum vector*  $\mathbf{p} = \mathbf{0}$  and found a *little group*, which was a subgroup of the Lorentz group leaving this vector invariant. The little group turned out to be the rotation group in our case. Then we found that if the subspace  $\mathcal{H}_{\mathbf{0}}$  corresponding to the standard vector carries an irreducible representation of the little group, then the entire Hilbert space is guaranteed to carry an irreducible representation of the Poincaré group. In this representation, translations are represented by multiplication (5.6) - (5.7), rotations and boosts are represented by formulas (5.8) and (5.13), respectively. It can be shown that a different choice of the standard vector in the spectrum of momentum would result in a representation of the Poincaré group isomorphic to the one found above.

## 5.2 Momentum and position representations

So far we discussed the action of inertial transformations on common eigenvectors  $|\mathbf{p}, \sigma\rangle$  of the operators  $\mathbf{P}$  and  $S_z$ . All other vectors in the Hilbert space  $\mathcal{H}$  can be represented as linear combinations of these basis vectors, i.e., they can be represented as wave functions  $\psi(\mathbf{p}, \sigma)$  in the momentum-spin representation. Similarly one can construct the position space basis from common eigenvectors of the (commuting) Newton-Wigner position operator and operator  $S_z$ . Then arbitrary states in  $\mathcal{H}$  can be represented in this basis by their position-spin wave functions  $\psi(\mathbf{r}, \sigma)$ . In this section we will consider

---

<sup>10</sup>This construction is known as the *induced representation* method [56].

the wave function representations of states in greater detail. For simplicity, we will omit the spin label and consider only spinless particles. It is remarkable that formulas for the momentum-space and position-space wave functions appear very similar to those in non-relativistic quantum mechanics.

### 5.2.1 Spectral decomposition of the identity operator

Two basis vectors with different momenta  $|\mathbf{p}\rangle$  and  $|\mathbf{p}'\rangle$  are eigenvectors of the Hermitian operator  $\mathbf{P}$  with different eigenvalues, so they must be orthogonal

$$\langle \mathbf{p} | \mathbf{p}' \rangle = 0 \text{ if } \mathbf{p} \neq \mathbf{p}'$$

If the spectrum of momentum values  $\mathbf{p}$  were discrete we could simply normalize the basis vectors to unity  $\langle \mathbf{p} | \mathbf{p} \rangle = 1$ . However, this normalization becomes problematic in the continuous momentum space. We will call eigenvectors  $|\mathbf{p}\rangle$  *improper* states and use them to conveniently write arbitrary “proper” normalizable state vectors  $|\Psi\rangle$  as integrals

$$|\Psi\rangle = \int d\mathbf{p} \psi(\mathbf{p}) |\mathbf{p}\rangle \quad (5.14)$$

where  $\psi(\mathbf{q})$  is called the *wave function in the momentum representation*. It is convenient to demand, in analogy with (2.39), that normalizable wave functions  $\psi(\mathbf{q})$  are given by the inner product

$$\psi(\mathbf{q}) = \langle \mathbf{q} | \Psi \rangle = \int d\mathbf{p} \psi(\mathbf{p}) \langle \mathbf{q} | \mathbf{p} \rangle$$

This implies that the inner product of two basis vectors is given by the Dirac’s delta function (see Appendix B)

$$\langle \mathbf{q} | \mathbf{p} \rangle = \delta(\mathbf{q} - \mathbf{p}) \quad (5.15)$$

Then in analogy with eq. (F.18) we can define the decomposition of the identity operator

$$I = \int d\mathbf{p} |\mathbf{p}\rangle \langle \mathbf{p}| \quad (5.16)$$

so that for any normalized state vector  $|\Psi\rangle$  one can verify that

$$\begin{aligned}
 |\Psi\rangle &= I|\Psi\rangle \\
 &= \int d\mathbf{p} |\mathbf{p}\rangle \langle \mathbf{p} | \Psi \rangle \\
 &= \int d\mathbf{p} |\mathbf{p}\rangle \psi(\mathbf{p}) \\
 &= |\Psi\rangle
 \end{aligned}$$

The identity operator, of course, must be invariant with respect to Poincaré transformations, i.e.,

$$I = U(\Lambda, \mathbf{r}, t) I U^{-1}(\Lambda, \mathbf{r}, t)$$

The invariance of  $I$  with respect to translations follows directly from eqs (5.6) and (5.7). The invariance with respect to rotations can be proven as follows

$$\begin{aligned}
 I' &= e^{-\frac{i}{\hbar} \mathbf{J} \vec{\phi}} I e^{\frac{i}{\hbar} \mathbf{J} \vec{\phi}} \\
 &= e^{-\frac{i}{\hbar} \mathbf{J} \vec{\phi}} \left( \int d\mathbf{p} |\mathbf{p}\rangle \langle \mathbf{p}| \right) e^{\frac{i}{\hbar} \mathbf{J} \vec{\phi}} \\
 &= \int d\mathbf{p} |R_{\vec{\phi}} \mathbf{p}\rangle \langle R_{\vec{\phi}} \mathbf{p}| \\
 &= \int d\mathbf{q} \det \left| \frac{d\mathbf{p}}{d\mathbf{q}} \right| |\mathbf{q}\rangle \langle \mathbf{q}| \\
 &= \int d\mathbf{q} |\mathbf{q}\rangle \langle \mathbf{q}| \\
 &= I
 \end{aligned}$$

where we used the fact that  $\det |d\mathbf{p}/d\mathbf{q}|$  is the Jacobian of transformation from variables  $\mathbf{p}$  to  $\mathbf{q} = R_{\vec{\phi}} \mathbf{p}$ , which is equal to the determinant of the rotation matrix  $\det(R_{-\vec{\phi}}) = 1$ .

Let us consider more closely the invariance of  $I$  with respect to boosts. Using eq. (5.13) we obtain

$$I' = e^{-\frac{i}{\hbar} \mathbf{K} c \vec{\theta}} I e^{\frac{i}{\hbar} \mathbf{K} c \vec{\theta}}$$

$$\begin{aligned}
&= e^{-\frac{i}{\hbar} \mathbf{K} c \vec{\theta}} \left( \int d\mathbf{p} |\mathbf{p}\rangle \langle \mathbf{p}| \right) e^{\frac{i}{\hbar} \mathbf{K} c \vec{\theta}} \\
&= \int d\mathbf{p} |\Lambda \mathbf{p}\rangle \langle \Lambda \mathbf{p}| \left| \frac{N(\mathbf{p})}{N(\Lambda \mathbf{p})} \right|^2 \\
&= \int d\mathbf{q} \det \left| \frac{d\Lambda^{-1} \mathbf{q}}{d\mathbf{q}} \right| |\mathbf{q}\rangle \langle \mathbf{q}| \left| \frac{N(\Lambda^{-1} \mathbf{q})}{N(\mathbf{q})} \right|^2
\end{aligned} \tag{5.17}$$

where  $N(\mathbf{q})$  is the normalization factor introduced in (5.4) and  $\det |d\Lambda^{-1} \mathbf{q}/d\mathbf{q}|$  is the Jacobian of transformation from variables  $\mathbf{p}$  to  $\mathbf{q} = \Lambda \mathbf{p}$ . This Jacobian should not depend on the direction of the boost  $\vec{\theta}$ , so we can choose this direction along the  $z$ -axis to simplify calculations. Then

$$\begin{aligned}
\Lambda^{-1} q_x &= q_x \\
\Lambda^{-1} q_y &= q_y \\
\Lambda^{-1} q_z &= q_z \cosh \theta - \frac{1}{c} \sqrt{m^2 c^4 + p^2 c^2} \sinh \theta \\
\omega_{\Lambda^{-1} \mathbf{q}} &= \sqrt{m^2 c^4 + c^2 q_x^2 + c^2 q_y^2 + c^2 (q_z \cosh \theta - \frac{1}{c} \sqrt{m^2 c^4 + q^2 c^2} \sinh \theta)^2} \\
&= \omega_{\mathbf{q}} \cosh \theta - c q_z \sinh \theta
\end{aligned}$$

and

$$\begin{aligned}
\det \left| \frac{d\Lambda^{-1} \mathbf{q}}{d\mathbf{q}} \right| &= \det \begin{bmatrix} 1 & 0 & 0 \\ 0 & 1 & 0 \\ \frac{c q_x \sinh \theta}{\sqrt{m^2 c^4 + q^2 c^2}} & \frac{c q_y \sinh \theta}{\sqrt{m^2 c^4 + q^2 c^2}} & \cosh \theta - \frac{c q_z \sinh \theta}{\sqrt{m^2 c^4 + q^2 c^2}} \end{bmatrix} \\
&= \cosh \theta - \frac{c q_z \sinh \theta}{\sqrt{m^2 c^4 + q^2 c^2}} \\
&= \frac{\omega_{\Lambda^{-1} \mathbf{q}}}{\omega_{\mathbf{q}}}
\end{aligned} \tag{5.18}$$

Inserting this result in eq. (5.17) we obtain

$$I' = \int d\mathbf{p} \frac{\omega_{\Lambda^{-1} \mathbf{p}}}{\omega_{\mathbf{p}}} |\mathbf{p}\rangle \langle \mathbf{p}| \left| \frac{N(\Lambda^{-1} \mathbf{p})}{N(\mathbf{p})} \right|^2$$

Thus, to ensure the invariance of  $I$ , we should set<sup>11</sup>

$$N(\mathbf{p}) = \frac{1}{\sqrt{\omega_{\mathbf{p}}}} \quad (5.19)$$

Putting together our results from eqs (5.6) - (5.8), (5.13), and (5.19), we can define the action of an arbitrary Poincaré group element on basis vectors  $|\mathbf{p}, \sigma\rangle$ . Bearing in mind that in a general Poincaré transformation  $(\Lambda, \mathbf{r}, t)$  we agreed<sup>12</sup> first to perform translations  $(\mathbf{r}, t)$  and then boosts/rotations  $\Lambda$ , we obtain for the general case of a particle with spin

$$\begin{aligned} & U(\Lambda, \mathbf{r}, t)|\mathbf{p}, \sigma\rangle \\ &= U(\Lambda; \mathbf{0}, 0)e^{-\frac{i}{\hbar}\mathbf{P}\mathbf{r}}e^{\frac{i}{\hbar}Ht}|\mathbf{p}, \sigma\rangle \\ &= \sqrt{\frac{\omega_{\Lambda\mathbf{p}}}{\omega_{\mathbf{p}}}}e^{-\frac{i}{\hbar}\mathbf{p}\cdot\mathbf{r}+\frac{i}{\hbar}\omega_{\mathbf{p}}t}\sum_{\sigma'=-s}^s D_{\sigma'\sigma}(\vec{\phi}_W(\mathbf{p}, \Lambda))|\Lambda\mathbf{p}, \sigma'\rangle \end{aligned} \quad (5.20)$$

### 5.2.2 Wave function in the momentum representation

The inner product<sup>13</sup> of two normalized vectors  $|\Psi\rangle = \int d\mathbf{p}\psi(\mathbf{p})|\mathbf{p}\rangle$  and  $|\Phi\rangle = \int d\mathbf{p}\phi(\mathbf{p})|\mathbf{p}\rangle$  can be written in terms of their wave functions

$$\begin{aligned} \langle\Psi|\Phi\rangle &= \int d\mathbf{p}d\mathbf{p}'\psi^*(\mathbf{p})\phi(\mathbf{p}')\langle\mathbf{p}|\mathbf{p}'\rangle \\ &= \int d\mathbf{p}d\mathbf{p}'\psi^*(\mathbf{p})\phi(\mathbf{p}')\delta(\mathbf{p}-\mathbf{p}') \\ &= \int d\mathbf{p}\psi^*(\mathbf{p})\phi(\mathbf{p}) \end{aligned} \quad (5.21)$$

So, for a state vector  $|\Psi\rangle$  with unit normalization, the wave function  $\psi(\mathbf{p})$  must satisfy the condition

---

<sup>11</sup>We could also multiply this expression for  $N(\mathbf{p})$  by an arbitrary unimodular factor, but this would not have any effect, because state vectors and their wave functions are defined up to an unimodular factor anyway.

<sup>12</sup> see eq. (1.6)

<sup>13</sup>see Appendix F.1

$$1 = \langle \Psi | \Psi \rangle = \int d\mathbf{p} |\psi(\mathbf{p})|^2$$

This wave function has a direct probabilistic interpretation, e.g., if  $\Omega$  is a region in the momentum space, then the integral  $\int_{\Omega} d\mathbf{p} |\psi(\mathbf{p})|^2$  gives the probability of finding particle's momentum inside this region.

Poincaré transformations of the state vector  $|\Psi\rangle$  can be viewed as transformations of the corresponding momentum-space wave function, e.g., using eq. (5.20)

$$\begin{aligned} e^{-\frac{i}{\hbar} \mathbf{K} c \vec{\theta}} \psi(\mathbf{p}) &\equiv \langle \mathbf{p} | e^{-\frac{i}{\hbar} \mathbf{K} c \vec{\theta}} | \Psi \rangle \\ &= \sqrt{\frac{\omega_{\Lambda^{-1}\mathbf{p}}}{\omega_{\mathbf{p}}}} \langle \Lambda^{-1}\mathbf{p} | \Psi \rangle \\ &= \sqrt{\frac{\omega_{\Lambda^{-1}\mathbf{p}}}{\omega_{\mathbf{p}}}} \psi(\Lambda^{-1}\mathbf{p}) \end{aligned} \quad (5.22)$$

Then the invariance of the inner product (5.21) can be easily proven

$$\begin{aligned} \langle \Phi' | \Psi' \rangle &= \int d\mathbf{p} \phi^*(\Lambda^{-1}\mathbf{p}) \psi(\Lambda^{-1}\mathbf{p}) \frac{\omega_{\Lambda^{-1}\mathbf{p}}}{\omega_{\mathbf{p}}} \\ &= \int \frac{d\Lambda^{-1}\mathbf{p}}{\omega_{\Lambda^{-1}\mathbf{p}}} \phi^*(\Lambda^{-1}\mathbf{p}) \psi(\Lambda^{-1}\mathbf{p}) \omega_{\Lambda^{-1}\mathbf{p}} \\ &= \int d\mathbf{p} \phi^*(\mathbf{p}) \psi(\mathbf{p}) \\ &= \langle \Phi | \Psi \rangle. \end{aligned}$$

where we used property

$$\frac{d\mathbf{p}}{\omega_{\mathbf{p}}} = \frac{d(\Lambda\mathbf{p})}{\omega_{\Lambda\mathbf{p}}}$$

which is valid for any transformation  $\Lambda$  from the Lorentz group (e.g., boosts and rotations).

The action of Poincaré generators and the Newton-Wigner position operator on the momentum-space wave functions of a massive spinless particle can be derived from formula (5.20)

$$P_x \psi(\mathbf{p}) = p_x \psi(\mathbf{p}) \quad (5.23)$$

$$H \psi(\mathbf{p}) = \omega_{\mathbf{p}} \psi(\mathbf{p}) \quad (5.24)$$

$$\begin{aligned} K_x \psi(\mathbf{p}) &= \frac{i\hbar}{c} \lim_{\theta \rightarrow 0} \frac{d}{d\theta} e^{-\frac{i}{\hbar} K_x c \theta} \psi(\mathbf{p}) \\ &= \frac{i\hbar}{c} \lim_{\theta \rightarrow 0} \frac{d}{d\theta} \sqrt{\frac{\sqrt{m^2 c^4 + p^2 c^2} \cosh \theta - c p_x \sinh \theta}{\sqrt{m^2 c^4 + p^2 c^2}}} \\ &\quad \psi(p_x \cosh \theta - \frac{1}{c} \sqrt{m^2 c^4 + p^2 c^2} \sinh \theta, p_y, p_z) \\ &= i\hbar \left( -\frac{\omega_{\mathbf{p}}}{c^2} \frac{d}{dp_x} - \frac{p_x}{2\omega_{\mathbf{p}}} \psi(\mathbf{p}) \right) \end{aligned} \quad (5.25)$$

$$\begin{aligned} R_x \psi(\mathbf{p}) &= -\frac{c^2}{2} (H^{-1} K_x + K_x H^{-1}) \psi(\mathbf{p}) \\ &= -\frac{i\hbar}{2} \left( -\omega_{\mathbf{p}}^{-1} \omega_{\mathbf{p}} \frac{d}{dp_x} - \omega_{\mathbf{p}} \frac{d}{dp_x} \omega_{\mathbf{p}}^{-1} - \frac{p_x c^2}{\omega_{\mathbf{p}}^2} \right) \psi(\mathbf{p}) \\ &= i\hbar \frac{d}{dp_x} \psi(\mathbf{p}) \end{aligned} \quad (5.26)$$

$$\begin{aligned} J_x \psi(\mathbf{p}) &= (R_y P_z - R_z P_y) \psi(\mathbf{p}) \\ &= i\hbar \left( p_z \frac{d}{dp_y} - p_y \frac{d}{dp_z} \right) \psi(\mathbf{p}) \end{aligned} \quad (5.27)$$

### 5.2.3 The position representation

In the preceding section we considered particle's wave function in the momentum representation, i.e., with respect to common eigenvectors of three commuting components of momentum  $P_x$ ,  $P_y$ , and  $P_z$ . Three components of the position operator  $R_x$ ,  $R_y$ , and  $R_z$  also commute with each other,<sup>14</sup> and their common eigenvectors  $|\mathbf{r}\rangle$  also form a basis in the Hilbert space  $\mathcal{H}$  of one massive spinless particle. In this section we will describe particle's wave function with respect to this basis set, i.e., in the *position representation*.

First we can expand eigenvectors  $|\mathbf{r}\rangle$  in the momentum basis

---

<sup>14</sup>see Theorem 4.1



$$|\mathbf{r}\rangle = (2\pi\hbar)^{-3/2} \int d\mathbf{p} \psi_{\mathbf{r}}(\mathbf{p}) |\mathbf{p}\rangle \quad (5.28)$$

The momentum-space eigenfunctions are

$$\begin{aligned} \psi_{\mathbf{r}}(\mathbf{p}) &= \langle \mathbf{p} | \mathbf{r} \rangle \\ &= (2\pi\hbar)^{-3/2} e^{-\frac{i}{\hbar} \mathbf{p} \mathbf{r}} \end{aligned} \quad (5.29)$$

as can be verified by substitution of (5.26) and (5.29) to the eigenvalue equation

$$\begin{aligned} \mathbf{R} \psi_{\mathbf{r}}(\mathbf{p}) &= (2\pi\hbar)^{-3/2} \mathbf{R} e^{-\frac{i}{\hbar} \mathbf{p} \mathbf{r}} \\ &= i\hbar (2\pi\hbar)^{-3/2} \frac{d}{d\mathbf{p}} e^{-\frac{i}{\hbar} \mathbf{p} \mathbf{r}} \\ &= \mathbf{r} (2\pi\hbar)^{-3/2} e^{-\frac{i}{\hbar} \mathbf{p} \mathbf{r}} \\ &= \mathbf{r} \psi_{\mathbf{r}}(\mathbf{p}) \end{aligned}$$

As operator  $\mathbf{R}$  is Hermitian, its eigenvectors with different eigenvalues  $\mathbf{r}$  and  $\mathbf{r}'$  must be orthogonal. Indeed, using eq. (B.1) we find that the factor  $(2\pi\hbar)^{-3/2}$  in (5.29) ensures the delta-function inner product

$$\begin{aligned} \langle \mathbf{r}' | \mathbf{r} \rangle &= (2\pi\hbar)^{-3} \int d\mathbf{p} d\mathbf{p}' e^{-\frac{i}{\hbar} \mathbf{p} \mathbf{r} + \frac{i}{\hbar} \mathbf{p}' \mathbf{r}'} \langle \mathbf{p}' | \mathbf{p} \rangle \\ &= (2\pi\hbar)^{-3} \int d\mathbf{p} d\mathbf{p}' e^{-\frac{i}{\hbar} \mathbf{p} \mathbf{r} + \frac{i}{\hbar} \mathbf{p}' \mathbf{r}'} \delta(\mathbf{p} - \mathbf{p}') \\ &= (2\pi\hbar)^{-3} \int d\mathbf{p} e^{-\frac{i}{\hbar} \mathbf{p} (\mathbf{r} - \mathbf{r}')} \\ &= \delta(\mathbf{r} - \mathbf{r}') \end{aligned} \quad (5.30)$$

which means that  $|\mathbf{r}\rangle$  are improper states just as  $|\mathbf{p}\rangle$  are. Similarly to (5.14), a normalized state vector  $|\Psi\rangle$  can be represented as an integral over the position space

$$|\Psi\rangle = \int d\mathbf{r} \psi(\mathbf{r}) |\mathbf{r}\rangle$$

where  $\psi(\mathbf{r}) = \langle \mathbf{r} | \Psi \rangle$  is the wave function of the state  $|\Psi\rangle$  in the position representation. The absolute square  $|\psi(\mathbf{r})|^2$  of the wave function is the probability density for particle's position. The inner product of two vectors  $|\Psi\rangle$  and  $|\Phi\rangle$  can be expressed through their position-space wave functions

$$\begin{aligned} \langle \Phi | \Psi \rangle &= \int d\mathbf{r} d\mathbf{r}' \phi^*(\mathbf{r}) \psi(\mathbf{r}') \langle \mathbf{r} | \mathbf{r}' \rangle \\ &= \int d\mathbf{r} d\mathbf{r}' \phi^*(\mathbf{r}) \psi(\mathbf{r}') \delta(\mathbf{r} - \mathbf{r}') \\ &= \int d\mathbf{r} \phi^*(\mathbf{r}) \psi(\mathbf{r}) \end{aligned}$$

Using Eqs. (5.28) and (5.29) we find that the position space wave function of the momentum eigenvector is the usual plane wave

$$\begin{aligned} \psi_{\mathbf{p}}(\mathbf{r}) &= \langle \mathbf{r} | \mathbf{p} \rangle \\ &= (2\pi\hbar)^{-3/2} e^{i\mathbf{p}\mathbf{r}} \end{aligned} \quad (5.31)$$

As expected, eigenvectors of position are given by delta-functions in its own representation (5.30).<sup>15</sup>

From (5.16) we can also obtain a position-space representation of the identity operator

$$\begin{aligned} \int d\mathbf{r} |\mathbf{r}\rangle \langle \mathbf{r}| &= (2\pi\hbar)^{-3} \int d\mathbf{r} d\mathbf{p} d\mathbf{p}' e^{-\frac{i}{\hbar}\mathbf{p}'\mathbf{r}} |\mathbf{p}\rangle \langle \mathbf{p}'| e^{\frac{i}{\hbar}\mathbf{p}\mathbf{r}} \\ &= \int d\mathbf{p} d\mathbf{p}' |\mathbf{p}\rangle \langle \mathbf{p}'| \delta(\mathbf{p} - \mathbf{p}') \\ &= \int d\mathbf{p} |\mathbf{p}\rangle \langle \mathbf{p}| \\ &= I \end{aligned}$$

Similar to momentum-space formulas (5.23) - (5.27) we can represent generators of the Poincaré group by their action on the position-space wave functions. For example, it follows from (5.6), (5.28) and (5.29) that

---

<sup>15</sup>Note that position eigenfunctions derived in ref. [50] do not satisfy this requirement.

$$\begin{aligned}
e^{-\frac{i}{\hbar}\mathbf{P}\mathbf{a}} \int d\mathbf{r} \psi(\mathbf{r})|\mathbf{r}\rangle &= \int d\mathbf{r} \psi(\mathbf{r})|\mathbf{r} + \mathbf{a}\rangle \\
&= \int d\mathbf{r} \psi(\mathbf{r} - \mathbf{a})|\mathbf{r}\rangle
\end{aligned}$$

Therefore we can write

$$e^{-\frac{i}{\hbar}\mathbf{P}\mathbf{a}}\psi(\mathbf{r}) = \psi(\mathbf{r} - \mathbf{a})$$

and

$$\begin{aligned}
\mathbf{P}\psi(\mathbf{r}) &= i\hbar \lim_{\mathbf{a} \rightarrow 0} \frac{d}{d\mathbf{a}} e^{-\frac{i}{\hbar}\mathbf{P}\mathbf{a}}\psi(\mathbf{r}) \\
&= i\hbar \lim_{\mathbf{a} \rightarrow 0} \frac{d}{d\mathbf{a}} \psi(\mathbf{r} - \mathbf{a}) \\
&= -i\hbar \frac{d}{d\mathbf{r}} \psi(\mathbf{r})
\end{aligned} \tag{5.32}$$

Other operators in the position representation have the following forms<sup>16</sup>

$$\begin{aligned}
H\psi(\mathbf{r}) &= \sqrt{m^2c^4 - \hbar^2c^2 \frac{d^2}{d\mathbf{r}^2}} \psi(\mathbf{r}) \\
J_x\psi(\mathbf{r}) &= -i\hbar \left( y \frac{d}{dz} - z \frac{d}{dy} \right) \psi(\mathbf{r}) \\
K_x\psi(\mathbf{r}) &= \frac{1}{2} \left( \sqrt{m^2c^4 - \hbar^2c^2 \frac{d^2}{d\mathbf{r}^2}} x + x \sqrt{m^2c^4 - \hbar^2c^2 \frac{d^2}{d\mathbf{r}^2}} \right) \psi(\mathbf{r}) \\
\mathbf{R}\psi(\mathbf{r}) &= \mathbf{r}\psi(\mathbf{r})
\end{aligned}$$

---

<sup>16</sup>Here we used a formal notation for the Laplacian operator

$$\frac{d^2}{d\mathbf{r}^2} \equiv \frac{\partial^2}{\partial x^2} + \frac{\partial^2}{\partial y^2} + \frac{\partial^2}{\partial z^2}$$

The switching between the position-space and momentum-space wave functions of the same state are achieved by Fourier transformation formulas. To derive them, assume that the state  $|\Psi\rangle$  has a position-space wave function  $\psi(\mathbf{r})$ . Then using (5.28) and (5.29) we obtain

$$\begin{aligned} |\Psi\rangle &= \int d\mathbf{r} \psi(\mathbf{r}) |\mathbf{r}\rangle \\ &= (2\pi\hbar)^{-3/2} \int d\mathbf{r} \psi(\mathbf{r}) \int d\mathbf{p} e^{-\frac{i}{\hbar}\mathbf{p}\mathbf{r}} |\mathbf{p}\rangle \\ &= (2\pi\hbar)^{-3/2} \int d\mathbf{p} \left( \int d\mathbf{r} \psi(\mathbf{r}) e^{-\frac{i}{\hbar}\mathbf{p}\mathbf{r}} \right) |\mathbf{p}\rangle \end{aligned}$$

and the corresponding momentum-space wave function is

$$\psi(\mathbf{p}) = (2\pi\hbar)^{-3/2} \int d\mathbf{r} \psi(\mathbf{r}) e^{-\frac{i}{\hbar}\mathbf{p}\mathbf{r}} \quad (5.33)$$

Inversely, if the momentum-space wave function is  $\psi(\mathbf{p})$ , then the position-space wave function is

$$\psi(\mathbf{r}) = (2\pi\hbar)^{-3/2} \int d\mathbf{p} e^{\frac{i}{\hbar}\mathbf{p}\mathbf{r}} \psi(\mathbf{p}) \quad (5.34)$$

#### 5.2.4 Inertial transformations of observables and states

Here we would like to discuss how observables and states change under inertial transformations of observers. We already touched this issue in few places in the book, but it would be useful to summarize the definitions and to clarify the physical meaning of transformations. What do we mean exactly when expressing observables and states in the reference frame  $O'$  (primed) through observables and states in the reference frame  $O$  (unprimed)?

$$F' = U_g F U_g^{-1} \quad (5.35)$$

$$|\Psi'\rangle = U_g |\Psi\rangle \quad (5.36)$$

where

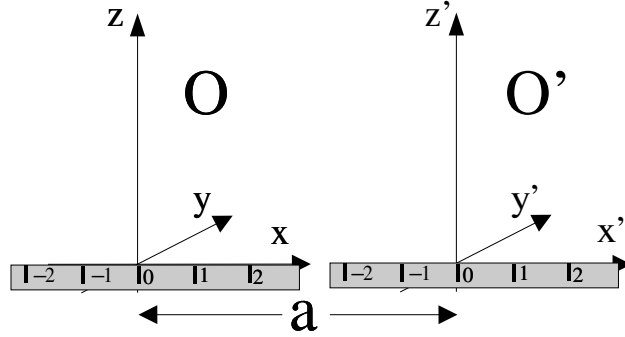


Figure 5.3: Rods for measuring the  $x$ -component of position in the reference frame  $O$  and in the frame  $O'$  displaced by the distance  $a$ .

$$U_g = e^{-\frac{i}{\hbar} \mathbf{J} \vec{\phi}} e^{-\frac{i}{\hbar} \mathbf{K} c \vec{\theta}} e^{-\frac{i}{\hbar} \mathbf{P} \mathbf{r}} e^{\frac{i}{\hbar} H t}$$

is a unitary representative of the inertial transformation  $g$  in the Hilbert space of the system.<sup>17</sup>

Let us start with transformations of observables (5.35). For definiteness we will assume that  $F$  is the  $x$ -component of position ( $F = R_x$ ) and that  $g$  is a translation on the distance  $a$  along the  $x$ -axis

$$U_g = e^{-\frac{i}{\hbar} P_x a}$$

In our interpretation

$$R'_x = e^{-\frac{i}{\hbar} P_x a} R_x e^{\frac{i}{\hbar} P_x a} \quad (5.37)$$

is the operator that describes measurements of position in the reference frame  $O'$  with respect to axes and measuring rods in this frame. In fig. 5.3 we show a measuring rod in the reference frame  $O$ . The zero pointer on this rod coincides with the origin of the coordinate system  $O$ . The operator  $R_x$  is the mathematical representation of position measurements performed with this rod. The measuring rod  $R'_x$  associated with the observer  $O'$  is shifted on the

---

<sup>17</sup>see eq. (3.59)

distance  $a$  with respect to the rod  $X$ . The zero pointer on  $X'$  coincides with the origin of the coordinate system  $O'$ . Position measurements performed by  $X$  and  $X'$  on the same particle yield different results. For example, if the particle sits in the origin of the reference frame  $O$ , then measurement by the rod  $X$  yields position value  $x = 0$ , but measurements by the rod  $X'$  yields  $x' = -a$ . For this reason we say that observables  $R_x$  and  $R'_x$  are related by

$$R'_x = R_x - a$$

Of course, the same relationship is obtained by a formal application of (5.37)

$$\begin{aligned} R'_x &= R_x - \frac{i}{\hbar} [P_x, R_x] a \\ &= R_x - a \end{aligned}$$

The position operator  $R_x$  can be represented also through its spectral decomposition

$$R_x = \int_{-\infty}^{\infty} dx x |x\rangle \langle x|$$

where  $|x\rangle$  are eigenvectors (states) with position values  $x$ . Then eq. (5.37) can be rewritten as

$$\begin{aligned} R'_x &= e^{-\frac{i}{\hbar} P_x a} \left( \int_{-\infty}^{\infty} dx x |x\rangle \langle x| \right) e^{\frac{i}{\hbar} P_x a} \\ &= \int_{-\infty}^{\infty} dx x |x + a\rangle \langle x + a| \\ &= \int_{-\infty}^{\infty} dx (x - a) |x\rangle \langle x| \\ &= R_x - a \end{aligned}$$

From this we see that the action of  $U_g$  on state vectors

$$e^{-\frac{i}{\hbar}P_x a}|x\rangle = |x + a\rangle$$

should be interpreted as an *active* shift of the states, i.e., translation of the states on the distance  $a$  in this case. However, in many cases we are not interested in active transformations applied to states.<sup>18</sup> We are usually interested in knowing how the state of the system looks from the point of view of an inertially transformed observer, i.e., we are interested in *passive* transformations applied to the states. Apparently such passive transformations should be represented by inverse operators  $U_g^{-1}$

$$|\Psi'\rangle = U_g^{-1}|\Psi\rangle$$

This means, in particular, that if the vector  $|\Psi\rangle = |x\rangle$  describes a state of the particle located at point  $x$  from the point of view of the observer  $O$  (measured by the rod  $X$ ), then *the same* state is described by the vector

$$\begin{aligned} |\Psi'\rangle &= U_g^{-1}|\Psi\rangle \\ &= e^{\frac{i}{\hbar}P_x a}|x\rangle = |x - a\rangle \end{aligned}$$

from the point of view of the observer  $O'$  (the position is measured by the rod  $X'$ ).

The above considerations find their most important applications in the case when the inertial transformation  $U_g$  is time translation. As we established in subsection 4.3.7, the position operator in the time translated reference frame  $O'$  takes the form

$$\begin{aligned} R'_x &= e^{\frac{i}{\hbar}Ht}R_x e^{-\frac{i}{\hbar}Ht} \\ &= R_x + V_x t \end{aligned}$$

If we want to find how the state vector  $|\Psi\rangle$  looks from the time translated reference frame  $O'$ , we should apply the inverse transformation

---

<sup>18</sup>One can also interpret them as results of inertial transformations  $U_g$  being applied to the state preparation device.

$$|\Psi'\rangle = e^{-\frac{i}{\hbar}Ht}|\Psi\rangle \quad (5.38)$$

It is common to consider a continuous sequence of time shifts parameterized by the value of time  $t$  and to speak about *time evolution* of the state vector  $|\Psi(t)\rangle$ . Then eq. (5.38) can be regarded as a solution of the time-dependent Schrödinger equation

$$i\hbar \frac{d}{dt}|\Psi(t)\rangle = H|\Psi(t)\rangle \quad (5.39)$$

For actual calculations it is more convenient to deal with numerical functions rather than with abstract state vectors. So, (5.39) can be multiplied on the left by certain basis bra-vectors. For example, if we multiply (5.39) by position eigenvectors  $\langle \mathbf{r}|$ , we obtain the Schrödinger equation in the position representation

$$\begin{aligned} i\hbar \frac{d}{dt}\langle \mathbf{r}|\Psi(t)\rangle &= \langle \mathbf{r}|H|\Psi(t)\rangle \\ i\hbar \frac{d}{dt}\Psi(\mathbf{r},t) &= \hat{H}\Psi(\mathbf{r},t) \end{aligned} \quad (5.40)$$

where  $\Psi(\mathbf{r},t) \equiv \langle \mathbf{r}|\Psi(t)\rangle$  is the wave function in the position representation.

### 5.3 The classical limit of quantum mechanics

In section 2.5.2 we indicated that distributive (classical) propositional systems are particular cases of orthomodular (quantum) propositional systems. Therefore, we may expect that quantum mechanics includes classical mechanics as a particular case. However, this is not obvious how exactly the phase space of classical mechanics is “embedded” in the Hilbert space of quantum mechanics. We expect that there must exist a close link between these two approaches, and we would like to analyze this link in the present section. We will use as an example a single spinless particle with non-zero mass  $m > 0$ .



### 5.3.1 Quasiclassical states

In the macroscopic world we do not meet localized eigenvectors of the position operator  $|\mathbf{r}\rangle$ . According to eq. (5.29), such states have infinite uncertainty of momentum which is rather unusual. Similarly, we do not meet states with sharply defined momentum. Such states are delocalized over entire universe (5.31). The reason why we do not see such states is not well understood yet. The most plausible hypothesis is that eigenstates of the position or eigenstates of the momentum are susceptible to small perturbations (e.g., due to temperature or external radiation) and rapidly transform to more robust *wave packets* or *quasiclassical states* in which both position and momentum have good, but not perfect localization.

So, when discussing the classical limit of quantum mechanics, we will not consider general states allowed by quantum mechanics. We will limit our attention only to the class of states  $|\Psi_{\mathbf{r}_0, \mathbf{p}_0}\rangle$  that we will call quasiclassical. Wave functions of these states are assumed to be well-localized around a point  $\mathbf{r}_0$  in the position space and also well-localized around a point  $\mathbf{p}_0$  in the momentum space. Without loss of generality such wave functions can be represented as

$$\psi_{\mathbf{r}_0, \mathbf{p}_0}(\mathbf{r}) = \langle \mathbf{r} | \Psi_{\mathbf{r}_0, \mathbf{p}_0} \rangle = \eta_{\mathbf{r}_0}(\mathbf{r}) e^{\frac{i}{\hbar} \mathbf{p}_0 \mathbf{r}} \quad (5.41)$$

where  $\eta_{\mathbf{r}_0}(\mathbf{r})$  is a smooth (non-oscillating) function with a maximum near the value of position  $\mathbf{r}_0$ . As we will see later, in order to discuss the classical limit of quantum mechanics the exact choice of the function  $\eta_{\mathbf{r}_0}(\mathbf{r})$  is not important. For example, it is convenient to choose it in the form of a Gaussian

$$\psi_{\mathbf{r}_0, \mathbf{p}_0}(\mathbf{r}) = N e^{-(\mathbf{r}-\mathbf{r}_0)^2/d^2} e^{\frac{i}{\hbar} \mathbf{p}_0 \mathbf{r}} \quad (5.42)$$

where parameter  $d$  controls the degree of localization and  $N$  is a coefficient required for the proper normalization of the wave function

$$\int d\mathbf{r} |\psi_{\mathbf{r}_0, \mathbf{p}_0}(\mathbf{r})|^2 = 1$$

The exact magnitude of this coefficient is not important for our discussion, so we will not calculate it here.

### 5.3.2 The Heisenberg uncertainty relation

Wave functions like (5.42) cannot possess both sharp position and sharp momentum at the same time. They are always characterized by non-zero uncertainty of position  $\Delta r$  and non-zero uncertainty of momentum  $\Delta p$ . These uncertainties are roughly inversely proportional to each other. To see the nature of this inverse proportionality, we assume, for simplicity, that the particle is at rest in the origin, i.e.,  $\mathbf{r}_0 = \mathbf{p}_0 = 0$ . Then the position wave function is

$$\psi_{0,0}(\mathbf{r}) = N e^{-\mathbf{r}^2/d^2} \quad (5.43)$$

and its counterpart in the momentum space is (see eqs. (5.33) and (B.13))

$$\begin{aligned} \psi_{0,0}(\mathbf{p}) &= (2\pi\hbar)^{-3/2} N \int d\mathbf{r} e^{-\mathbf{r}^2/d^2} e^{-\frac{i}{\hbar}\mathbf{p}\mathbf{r}} \\ &= (2\hbar)^{-3/2} N d^3 e^{-p^2 d^2/(4\hbar^2)} \end{aligned} \quad (5.44)$$

Then the product of the uncertainties of the momentum-space ( $\Delta p \approx \frac{2\hbar}{d}$ ) and position-space ( $\Delta r \approx d$ ) wave functions is

$$\Delta r \Delta p \approx 2\hbar$$

This is an example of the famous *Heisenberg uncertainty relation* which tells that the above uncertainties must satisfy the inequality

$$\Delta r \Delta p \geq \hbar/2 \quad (5.45)$$

In the language of propositional lattices from section 2.3 this relationship means the following: Let  $x$  be a proposition corresponding to the interval  $\Delta r$  of the position values and  $y$  be a proposition corresponding to the interval  $\Delta p$  of the momentum values. Then their meet is not empty  $x \wedge y > \emptyset$  only if the sizes of the two intervals satisfy the inequality (5.45).

### 5.3.3 Spreading of quasiclassical wave packets

Suppose that at time  $t = 0$  the particle was prepared in the state with well-localized wave function (5.43), i.e., the uncertainty of position  $\Delta r \approx d$  is small. The corresponding time-dependent wave function in the momentum representation is

$$\begin{aligned}\psi(\mathbf{p}, t) &= e^{\frac{i}{\hbar} H t} \psi_{0,0}(\mathbf{p}, 0) \\ &= (2\hbar)^{-3/2} N d^3 e^{-p^2 d^2 / (4\hbar^2)} e^{\frac{it}{\hbar} \sqrt{m^2 c^4 + p^2 c^2}}\end{aligned}$$

Returning back to the position representation we obtain the wave function<sup>19</sup>

$$\begin{aligned}\psi(\mathbf{r}, t) &= (2\hbar)^{-3} \pi^{-3/2} N d^3 \int d\mathbf{p} e^{-p^2 d^2 / (4\hbar^2)} e^{\frac{i}{\hbar} \mathbf{p} \mathbf{r}} e^{\frac{it}{\hbar} \sqrt{m^2 c^4 + p^2 c^2}} \\ &\approx (2\hbar)^{-3} \pi^{-3/2} N d^3 e^{\frac{i}{\hbar} m c^2 t} \int d\mathbf{p} \exp\left(-p^2 \left(\frac{d^2}{4\hbar^2} - \frac{it}{2\hbar m}\right) + \frac{i}{\hbar} \mathbf{p} \mathbf{r}\right) \\ &= (2\hbar)^{-3} \pi^{-3/2} N d^3 \left(\frac{\pi}{\frac{d^2}{4\hbar^2} - \frac{it}{2\hbar m}}\right)^{3/2} e^{\frac{i}{\hbar} m c^2 t} \exp\left(-\frac{r^2}{\left(\frac{d^2}{4\hbar^2} - \frac{it}{2\hbar m}\right) 4\hbar^2}\right) \\ &= (2\hbar)^{-3} N d^3 \left(\frac{4\hbar^2 m}{d^2 m - 2i\hbar t}\right)^{3/2} e^{\frac{i}{\hbar} m c^2 t} \exp\left(-\frac{m r^2}{d^2 m - 2i\hbar t}\right) \\ &= N \left(\frac{d^2 m}{d^2 m - 2i\hbar t}\right)^{3/2} e^{\frac{i}{\hbar} m c^2 t} \exp\left(-\frac{m r^2}{d^2 m - 2i\hbar t}\right)\end{aligned}$$

and the probability density

$$\begin{aligned}\rho(\mathbf{r}, t) &= |\psi(\mathbf{r}, t)|^2 \\ &= |N|^2 \left(\frac{d^4 m^2}{d^4 m^2 + 4\hbar^2 t^2}\right)^{3/2} \exp\left(-\frac{2r^2 d^2 m^2}{d^4 m^2 + 4\hbar^2 t^2}\right)\end{aligned}$$

Then the size of the wave packet at time  $t$  is easily found as

---

<sup>19</sup>Due to the factor  $e^{-p^2 d^2 / (4\hbar^2)}$ , only small values of momentum contribute to the integral, and we can use the non-relativistic approximation  $\sqrt{m^2 c^4 + p^2 c^2} \approx m c^2 + \frac{p^2}{2m}$  and eq. (B.13).

$$\Delta r(t) \approx \sqrt{\frac{d^4 m^2 + 4\hbar^2 t^2}{2d^2 m^2}}$$

At large times  $t \rightarrow \infty$  this formula simplifies

$$\Delta r(t) \approx \frac{\sqrt{2}\hbar t}{dm}$$

So, the position-space wave packet is spreading out, and the speed of spreading  $v_s$  is inversely proportional to the uncertainty of position  $d \approx \Delta r$  in the initially prepared state

$$v_s \approx \frac{\sqrt{2}\hbar}{dm} \approx \frac{\Delta p}{m} \quad (5.46)$$

One can verify that at large times this speed does not depend on the shape of the initial wave packets. The important parameters are the size of the wave packet  $d$  and the particle's mass  $m$ .

A simple estimate demonstrates that for macroscopic objects this spreading of the wave packets can be safely neglected. For example, for a particle of mass  $m = 1$  mg and the initial position uncertainty of  $d = 1$  micron, the time needed for the wave function to spread to 1 cm is more than  $10^{11}$  years. Therefore, for quasiclassical states of macroscopic particles, their positions and momenta are well defined at all times, and particles have well-defined *trajectories*.

### 5.3.4 Classical observables and the Poisson bracket

Besides large masses of involved objects and their good localization in both position and momentum spaces, there is another feature distinguishing classical world from the quantum one. This is very small value of the Planck constant  $\hbar$  (4.1). In most circumstances, the resolution of classical measuring devices is much poorer than the quantum of action  $\hbar$  [57]. Thus, from the point of view of classical mechanics, all quasiclassical states (5.41), independent on shapes of their functions  $\eta_{\mathbf{r}_0}(\mathbf{r})$ , look as approximate eigenstates of both position and momentum operators simultaneously:

$$\mathbf{R}|\Psi_{\mathbf{r}_0, \mathbf{p}_0}\rangle \approx \mathbf{r}_0|\Psi_{\mathbf{r}_0, \mathbf{p}_0}\rangle \quad (5.47)$$

$$\mathbf{P}|\Psi_{\mathbf{r}_0, \mathbf{p}_0}\rangle \approx \mathbf{p}_0|\Psi_{\mathbf{r}_0, \mathbf{p}_0}\rangle \quad (5.48)$$

so all of these states can be represented as one point  $(\mathbf{r}_0, \mathbf{p}_0)$  in the phase space. All observables for a massive spinless particle can be expressed as functions  $f(\mathbf{P}, \mathbf{R})$  of momentum and position operators.<sup>20</sup> Then it follows from (5.47) and (5.48) that quasiclassical states are also eigenstates of any such observable

$$f(\mathbf{R}, \mathbf{P})|\Psi_{\mathbf{r}_0, \mathbf{p}_0}\rangle \approx f(\mathbf{r}_0, \mathbf{p}_0)|\Psi_{\mathbf{r}_0, \mathbf{p}_0}\rangle$$

The expectation value of observable  $f(\mathbf{R}, \mathbf{P})$  in the quasiclassical state  $|\Psi_{\mathbf{r}_0, \mathbf{p}_0}\rangle$  is just the value of the corresponding function  $f(\mathbf{r}_0, \mathbf{p}_0)$

$$\langle f(\mathbf{R}, \mathbf{P}) \rangle = f(\mathbf{r}_0, \mathbf{p}_0)$$

and the expectation value of a product of two such observables is equal to the product of expectation values

$$\begin{aligned} \langle f(\mathbf{R}, \mathbf{P})g(\mathbf{R}, \mathbf{P}) \rangle &= f(\mathbf{r}_0, \mathbf{p}_0)g(\mathbf{r}_0, \mathbf{p}_0) \\ &= \langle f(\mathbf{R}, \mathbf{P}) \rangle \langle g(\mathbf{R}, \mathbf{P}) \rangle \end{aligned}$$

This agrees with our phase space description derived from axioms of the classical propositional system in subsection 2.4.4.

The above discussion indicates that in the classical limit the Plank constant  $\hbar$  should be set to zero. According to (3.52) - (3.58), all commutators are proportional to  $\hbar$ , so in this limit all operators of observables commute with each other. There are two important roles played by commutators of observables in quantum mechanics. First, the commutator of two observables determines whether these observables can be measured simultaneously. Vanishing commutators of classical observables implies that all of them can be measured simultaneously in agreement with classical Assertion 2.2. Second, commutators of observables with generators of the Poincaré group allow us to

---

<sup>20</sup>see subsection 4.3.4

perform transformations of observables from one reference frame to another, as in the case of time translations (3.63). However, the zero classical limit of these commutators as  $\hbar \rightarrow 0$  does not mean that the right hand side of eq. (3.63) becomes zero and that the time evolution stops in this limit. The right hand side of (3.63) does not vanish even in the classical limit, because the commutators in this expression are multiplied by factors  $-\frac{i}{\hbar}$ . In the limit  $\hbar \rightarrow 0$  we obtain

$$F(t) = F - [H, F]_P t + \frac{1}{2} [H, [H, F]_P]_P t^2 + \dots \quad (5.49)$$

where

$$[f, g]_P \equiv \lim_{\hbar \rightarrow 0} \frac{-i}{\hbar} [f(\mathbf{R}, \mathbf{P}), g(\mathbf{R}, \mathbf{P})] \quad (5.50)$$

is called the *Poisson bracket*. So, even though commutators of observables are effectively zero in classical mechanics, we can still use the non-vanishing Poisson brackets in calculations of the action of inertial transformations on observables.

The exact commutator of quantum mechanical operators  $f(\mathbf{R}, \mathbf{P})$  and  $g(\mathbf{R}, \mathbf{P})$  can be generally written as a series in powers of  $\hbar$

$$[f, g] = i\hbar k_1 + i\hbar^2 k_2 + i\hbar^3 k_3 \dots$$

where  $k_i$  are Hermitian operators. From eq. (5.50) it is clear that the Poisson bracket is equal to the coefficient of the dominant term of the first order in  $\hbar$ <sup>21</sup>

$$[f, g]_P = k_1$$

As a consequence, the classical Poisson bracket  $[f, g]_P$  is much easier to calculate than the full quantum commutator  $[f, g]$ . The following theorem demonstrates that calculation of the Poisson bracket can be reduced to simple differentiation.

---

<sup>21</sup>This observation suggests, in particular, that there is no unique way to perform *quantization*, i.e., a construction of a quantum counterpart of a classical theory by switching from classical Poisson brackets to quantum commutators.

**Theorem 5.1** *If  $f(\mathbf{R}, \mathbf{P})$  and  $g(\mathbf{R}, \mathbf{P})$  are two observables of a massive spinless particle, then*

$$[f(\mathbf{R}, \mathbf{P}), g(\mathbf{R}, \mathbf{P})]_P = \frac{\partial f}{\partial \mathbf{R}} \cdot \frac{\partial g}{\partial \mathbf{P}} - \frac{\partial f}{\partial \mathbf{P}} \cdot \frac{\partial g}{\partial \mathbf{R}} \quad (5.51)$$

**Proof.** Consider for simplicity the one-dimensional case (the 3D proof is similar) in which eq. (5.51) becomes

$$\lim_{\hbar \rightarrow 0} \frac{-i}{\hbar} [f(R, P), g(R, P)] = \frac{\partial f}{\partial R} \cdot \frac{\partial g}{\partial P} - \frac{\partial f}{\partial P} \cdot \frac{\partial g}{\partial R} \quad (5.52)$$

First, functions  $f(R, P)$  and  $g(R, P)$  can be represented by their Taylor expansions around the origin ( $r = 0, p = 0$ ) in the phase space, e.g.,

$$\begin{aligned} f(R, P) &= C_{00} + C_{10}R + C_{01}P + C_{11}RP + C_{20}R^2 + C_{02}P^2 + C_{21}R^2P + \dots \\ g(R, P) &= D_{00} + D_{10}R + D_{01}P + D_{11}RP + D_{20}R^2 + D_{02}P^2 + D_{21}R^2P + \dots \end{aligned}$$

where  $C$  and  $D$  are numerical coefficients, and we agreed to write factors  $R$  to the left from factors  $P$ . Then it is sufficient to prove formula (5.52) for  $f$  and  $g$  being monoms of the form  $R^n P^m$ . In particular, we would like to prove that

$$\begin{aligned} [R^n P^m, R^q P^s]_P &= \frac{\partial(R^n P^m)}{\partial R} \frac{\partial(R^q P^s)}{\partial P} - \frac{\partial(R^n P^m)}{\partial P} \frac{\partial(R^q P^s)}{\partial R} \\ &= nsR^{n+q-1}P^{m+s-1} - mqR^{n+q-1}P^{m+s-1} \\ &= (ns - mq)R^{n+q-1}P^{m+s-1} \end{aligned} \quad (5.53)$$

We will prove this formula by induction. The result (5.53) holds if  $f$  and  $g$  are linear in  $R$  and  $P$ , i.e., when  $n, m, q, s$  are either 0 or 1. For example, in the case  $n = 1, m = 0, q = 0, s = 1$  formula (5.53) yields

$$[R, P]_P = 1$$

which agrees with definition (5.50) and quantum result (4.24).

Suppose that we established the validity of (5.53) for the set of higher powers  $n, m, q, s$  as well as for any set of lower powers  $n', m', q', s'$ , where  $n' \leq n, m' \leq m, q' \leq q, s' \leq s$ . The proof by induction now requires us to establish the validity of the following equations

$$\begin{aligned} [R^n P^m, R^{q+1} P^s]_P &= (ns - mq - m) R^{n+q} P^{m+s-1} \\ [R^n P^m, R^q P^{s+1}]_P &= (ns - mq + n) R^{n+q-1} P^{m+s} \\ [R^{n+1} P^m, R^q P^s]_P &= (ns - mq + s) R^{n+q} P^{m+s-1} \\ [R^n P^{m+1}, R^q P^s]_P &= (ns - mq - q) R^{n+q-1} P^{m+s} \end{aligned}$$

Let us prove only the first equation. Three others are proved similarly. Using eqs. (4.51) and (5.53) we, indeed, obtain

$$\begin{aligned} [R^n P^m, R^{q+1} P^s]_P &= -\lim_{\hbar \rightarrow 0} \frac{i}{\hbar} [R^n P^m, R^{q+1} P^s] \\ &= -\lim_{\hbar \rightarrow 0} \frac{i}{\hbar} [R^n P^m, R] R^q P^s - \lim_{\hbar \rightarrow 0} \frac{i}{\hbar} R [R^n P^m, R^q P^s] \\ &= [R^n P^m, R]_P R^q P^s + R [R^n P^m, R^q P^s]_P \\ &= -m R^{n+q} P^{m+s-1} + (ns - mq) R^{n+q} P^{m+s-1} \\ &= (ns - mq - m) R^{n+q} P^{m+s-1} \end{aligned}$$

Therefore, by induction, eq. (5.52) holds for all values of  $n, m, q$ , and  $s$ . ■

Let us apply the above formalism of Poisson brackets to the time evolution. We can use formulas (5.49) and (5.51) in the case when  $F$  is either position or momentum and obtain

$$\frac{d\mathbf{P}(t)}{dt} = -[H(\mathbf{R}, \mathbf{P}), \mathbf{P}]_P = -\frac{\partial H(\mathbf{R}, \mathbf{P})}{\partial \mathbf{R}} \quad (5.54)$$

$$\frac{d\mathbf{R}(t)}{dt} = -[H(\mathbf{R}, \mathbf{P}), \mathbf{R}]_P = \frac{\partial H(\mathbf{R}, \mathbf{P})}{\partial \mathbf{P}} \quad (5.55)$$

where one recognizes the classical *Hamilton equations of motion*.



### 5.3.5 Time evolution of wave packets

In this subsection we will investigate further the connection between the time evolution of quantum wave functions and classical particle trajectories.

As we established in subsection 5.3.1, a quasiclassical wave packet at time  $t = 0$  can be generally represented in the form (5.41). Now we are going to establish how this wave packet evolves with time. We saw in subsection 5.3.3 that in many cases the spreading of the wave packet can be ignored. So, we will assume that the shape of the packet (given by the function  $\eta(\mathbf{r})$ ) does not change with time, however the center of the packet moves along trajectory  $\mathbf{R}(t)$ . Moreover, we will denote the momentum of the wave packet by  $\mathbf{P}(t)$ .<sup>22</sup> For generality, we also need to assume that the packet acquires an additional phase factor  $\exp(\frac{i}{\hbar}\phi(t))$  with time. Then the time-dependent quasiclassical wave packet is described by the following *ansatz*

$$\Psi(\mathbf{r}, t) = \eta(\mathbf{r} - \mathbf{R}(t)) \exp(\frac{i}{\hbar}A(t)) \quad (5.56)$$

$$A(t) \equiv \mathbf{P}(t)(\mathbf{r} - \mathbf{R}(t)) + \phi(t) \quad (5.57)$$

where  $\mathbf{R}(t)$ ,  $\mathbf{P}(t)$ ,  $\phi(t)$  are yet undetermined numerical functions.<sup>23</sup> In order to find these functions we insert (5.56) - (5.57) in the Schrödinger equation (5.40)

$$i\hbar \frac{\partial \Psi(\mathbf{r}, t)}{\partial t} + \frac{\hbar^2}{2m} \frac{\partial^2 \Psi(\mathbf{r}, t)}{\partial \mathbf{r}^2} - V(\mathbf{r})\Psi(\mathbf{r}, t) = 0 \quad (5.58)$$

which is valid for the position-space wave function  $\Psi(\mathbf{r}, t)$  of a single particle moving in an external potential  $V(\mathbf{r})$ .<sup>24</sup> Omitting for brevity time arguments and denoting time derivatives by dots we can write

---

<sup>22</sup>This means that the exponential  $\mathbf{r}$ -dependent factor is approximately  $\exp(\frac{i}{\hbar}\mathbf{P}(t)\mathbf{r})$ .

<sup>23</sup>Note that function  $A(t)$  in the exponent has been chosen in such a way that if  $\phi(t) \equiv 0$ , then the phase of the wave function in the center of the wave packet ( $\mathbf{r} = \mathbf{R}(t)$ ) remains constant at all times.

<sup>24</sup>Here we make several assumptions and approximations to simplify our calculations. First, the ideas of interaction and inter-particle potentials (that can depend on both positions and momenta of particles) will be introduced only in Chapter 6 (see eq. (6.82)). Here we assume that the potential  $V(\mathbf{r})$  depends on the position of the particle and does not depend on the particle's momentum. Second, almost everywhere in this book we are dealing with isolated physical system. However, particle in a potential is not an isolated system. Nevertheless, this is a good approximation in the case when the object creating

$$\begin{aligned}
i\hbar \frac{\partial \Psi(\mathbf{r})}{\partial t} &= \left( -i\hbar \left( \frac{\partial \eta}{\partial \mathbf{r}} \cdot \dot{\mathbf{R}} \right) - (\dot{\mathbf{P}} \cdot \mathbf{r})\eta + (\dot{\mathbf{P}} \cdot \mathbf{R})\eta + (\mathbf{P} \cdot \dot{\mathbf{R}})\eta - \dot{\phi}\eta \right) \exp\left(\frac{i}{\hbar}A\right) \\
\frac{\hbar^2}{2m} \frac{\partial^2 \Psi(\mathbf{r})}{\partial \mathbf{r}^2} &= \frac{\hbar^2}{2m} \frac{\partial}{\partial \mathbf{r}} \frac{\partial \Psi(\mathbf{r})}{\partial \mathbf{r}} \\
&= \frac{\hbar^2}{2m} \frac{\partial}{\partial \mathbf{r}} \left( \frac{\partial \eta}{\partial \mathbf{r}} \exp\left(\frac{i}{\hbar}A\right) + \frac{i}{\hbar} \mathbf{P} \eta \exp\left(\frac{i}{\hbar}A\right) \right) \\
&= \frac{\hbar^2}{2m} \left( \frac{\partial^2 \eta}{\partial \mathbf{r}^2} + \frac{2i}{\hbar} \left( \frac{\partial \eta}{\partial \mathbf{r}} \cdot \mathbf{P} \right) - \frac{P^2}{\hbar^2} \eta \right) \exp\left(\frac{i}{\hbar}A\right) \\
-V(\mathbf{r})\Psi(\mathbf{r}) &= \left( -V(\mathbf{R})\eta - \frac{\partial V(\mathbf{r})}{\partial \mathbf{r}} \Big|_{\mathbf{r}=\mathbf{R}} (\mathbf{r} - \mathbf{R})\eta \right) \exp\left(\frac{i}{\hbar}A\right)
\end{aligned}$$

There are three kinds of terms in this expression: those proportional to  $\hbar^0$ ,  $\hbar^1$ , and  $\hbar^2$ . They must vanish independently. The latter terms are too small; they are beyond the accuracy of the quasiclassical approximation and can be ignored. The terms that are first order in  $\hbar$  result in

$$\dot{\mathbf{R}} = \frac{\mathbf{P}}{m}$$

which is the usual relationship between velocity and momentum for momentum-independent potentials.<sup>25</sup>  $\hbar^0$  terms lead to equation

$$0 = -(\dot{\mathbf{P}} \cdot \mathbf{r}) + (\dot{\mathbf{P}} \cdot \mathbf{R}) + (\mathbf{P} \cdot \dot{\mathbf{R}}) - \dot{\phi} - \frac{P^2}{2m} - V(\mathbf{R}) - \frac{\partial V(\mathbf{r})}{\partial \mathbf{r}} \Big|_{\mathbf{r}=\mathbf{R}} (\mathbf{r} - \mathbf{R}) \quad (5.59)$$

The function  $\dot{\mathbf{P}}(t)$  can be determined from the first Hamilton's equation (5.54)

$$\dot{\mathbf{P}} = -\frac{\partial V(\mathbf{r})}{\partial \mathbf{r}}$$

---

the potential  $V(\mathbf{r})$  is heavy, so that its dynamics does not depend on the dynamics of the considered (light) particle. Third, here we are working in the non-relativistic approximation.

<sup>25</sup>This is also the 2nd Hamilton's equation (5.55).

So, we can rewrite (5.59) as an equation for the last undetermined (phase) function  $\phi(t)$

$$\frac{\partial \phi}{\partial t} = \frac{P^2(t)}{2m} - V(\mathbf{R}(t))$$

The solution of this equation for particle propagating in the time interval  $[t_0, t]$  is given by the so-called *action integral*

$$\phi(t) = \phi(t_0) + \int_{t_0}^t dt' \left[ \frac{P^2(t')}{2m} - V(\mathbf{R}(t')) \right] \quad (5.60)$$

Finally we conclude that the center of a quasiclassical wave packet moves along a trajectory determined by Hamilton's equations of motion (5.54) - (5.55). This is not different from classical mechanics. In addition, there is a fully quantum effect: the change of the overall phase of the wave packet according to eqs. (5.56) - (5.57) and (5.60). This phase change explains the interference effect discussed in section 2.1: When the wave packet is divided into two sub-packets (e.g., by using a screen with a double-slit or a double-hole) and there is no external potential ( $V(\mathbf{r}) = 0$ ), then momentum (and speed) of each sub-packet remains constant ( $P^2(t) = \text{const}$ ), so that the action integral (5.60) is proportional to the distance traveled by the sub-packet. When two sub-packets overlap, their interference (constructive or destructive) is fully determined by the difference in their traveling distances (from the slit to the observation point). Some experimental manifestations of the phase formula (5.60) in the presence of a non-vanishing potential  $V$  will be discussed in subsection 11.2.5.

## 5.4 Massless particles

### 5.4.1 Spectra of momentum, energy, and velocity

In the case of massless particles ( $m = 0$ ), such as photons, the method used in section 5.1 to construct irreducible unitary representations of the Poincaré group does not work. For massless particles the position operator (4.31) cannot be defined. Therefore we cannot apply the Stone-von Neumann

theorem H.2 to figure out the spectrum of the operator  $\mathbf{P}$ . To find the spectrum of  $\mathbf{P}$  we will use another argument.

Let us choose a state of the massless particle with arbitrary nonzero momentum  $\mathbf{p}$  (we assume that such a state exists in the spectrum of the momentum operator  $\mathbf{P}$ ). There are two kinds of inertial transformations that can affect the momentum: rotations and boosts. Any vector  $\mathbf{p}'$  obtained from  $\mathbf{p}$  by rotations and boosts is also in the spectrum of  $\mathbf{P}$ . So, we can use these transformations to explore the spectrum of the momentum operator. Rotations generally change the direction of the momentum vector, but preserve its length  $p$ , so all images of  $\mathbf{p}$  generated by rotations form a surface of a sphere with radius  $p$ . Boosts along the momentum vector  $\mathbf{p}$  do not change the direction of this vector, but do change its length. To decrease the length of the momentum vector we can use a boost vector  $\vec{\theta}$  which points in the direction that is opposite to the direction  $\mathbf{p}$ , i.e.,  $\vec{\theta}/\theta = -\mathbf{p}/p$ . Then, using formula (4.3) and equality<sup>26</sup>

$$\omega_{\mathbf{p}} = cp \tag{5.61}$$

we can write

$$\begin{aligned} \mathbf{p}' &= \Lambda^{-1}\mathbf{p} \\ &= \mathbf{p} + \frac{\mathbf{p}}{p}[p(\cosh \theta - 1) - p \sinh \theta] \\ &= \mathbf{p}[\cosh \theta - \sinh \theta] \\ &= \mathbf{p}e^{-\theta} \end{aligned}$$

so the transformed momentum reaches zero only in the limit  $\theta \rightarrow \infty$ . This means that the point  $\mathbf{p} = 0$  does not belong to the spectrum of the momentum of any massless particle<sup>27</sup>. Then, from the energy-momentum relationship (4.11) we see that for massless particles the mass hyperboloid degenerates to a cone (5.61) with the point  $\mathbf{p} = 0$  deleted (see Fig. 5.2). Therefore, the spectrum of velocity  $\mathbf{V} = \mathbf{P}c^2/H$  is the surface of a sphere  $|\mathbf{v}| = c$ . This means that massless particles can move only with the speed of light in any reference frame.

---

<sup>26</sup>This equality follows from eq. (5.5) if  $m = 0$ .

<sup>27</sup> The physical meaning of this result is clear because there are no photons with zero momentum and energy.

**Statement 5.2 (invariance of the speed of light)** *The speed of massless particles (e.g., photons) is equal to  $c$  independent on the velocity of the source and/or observer.*

### 5.4.2 The Doppler effect and aberration

Let us find the relationship between photon energies in the reference frame  $O$  and in the frame  $O'$  moving with velocity  $\mathbf{v} = c \frac{\vec{\theta}}{\theta} \tanh \theta$  relative to  $O$ . We denote  $H(0)$  the photon's energy and  $\mathbf{P}(0)$  its momentum in the reference frame  $O$ . We also denote  $H(\theta)$  and  $\mathbf{P}(\theta)$  the photon's energy and momentum in the reference frame  $O'$ . Then using (4.4) and (5.61) we obtain the usual formula for the *Doppler effect*

$$\begin{aligned} H(\theta) &= H(0) \cosh \theta - c \mathbf{P}(0) \cdot \frac{\vec{\theta}}{\theta} \sinh \theta \\ &= H(0) \cosh \theta \left( 1 - \frac{1}{c} \frac{c^2 P(0)}{H(0)} \frac{\mathbf{P}(0)}{P(0)} \cdot \frac{\vec{\theta}}{\theta} \tanh \theta \right) \\ &= H(0) \cosh \theta \left( 1 - \frac{v}{c} \cos \phi_0 \right) \end{aligned} \quad (5.62)$$

where we denoted  $\phi$  the angle between the direction of photon's propagation (seen in the reference frame  $O$ ) and the direction of movement of the reference frame  $O'$  with respect to  $O$

$$\cos \phi_0 \equiv \frac{\mathbf{P}(0)}{P(0)} \cdot \frac{\vec{\theta}}{\theta} \quad (5.63)$$

Sometimes the Doppler effect formula is written in another form where the angle  $\phi$  between the photon momentum and the reference frame velocity is measured from the point of view of  $O'$

$$\cos \phi \equiv \frac{\mathbf{P}(\theta)}{P(\theta)} \cdot \frac{\vec{\theta}}{\theta} \quad (5.64)$$

From (4.4) we can write

$$\begin{aligned}
H(0) &= H(\theta) \cosh \theta + c\mathbf{P}(\theta) \cdot \frac{\vec{\theta}}{\theta} \sinh \theta \\
&= H(\theta) \cosh \theta \left( 1 + \frac{1}{c} \frac{c^2 P(\theta)}{H(\theta)} \frac{\mathbf{P}(\theta)}{P(\theta)} \cdot \frac{\vec{\theta}}{\theta} \tanh \theta \right) \\
&= H(\theta) \cosh \theta \left( 1 + \frac{v}{c} \cos \phi \right)
\end{aligned}$$

Therefore

$$H(\theta) = \frac{H(0)}{\cosh \theta (1 + \frac{v}{c} \cos \phi)} \quad (5.65)$$

The difference between angles  $\phi_0$  and  $\phi$ , i.e., the dependence of the direction of light propagation on the observer is known as the *aberration* effect. In order to see the same star in the sky observers  $O$  and  $O'$  must point their telescopes at different directions. These directions make angles  $\phi_0$  and  $\phi$ , respectively, with the direction  $\frac{\vec{\theta}}{\theta}$  of the relative velocity of  $O$  and  $O'$ . The connection between these angles can be found by taking the scalar product of both sides of (4.3) with  $\frac{\vec{\theta}}{\theta}$  and taking into account eqs. (5.62), (5.63), (5.64), and  $cP(\theta) = H(\theta)$

$$\begin{aligned}
\cos \phi &= \frac{P(0)}{P(\theta)} (\cosh \theta \cos \phi_0 - \sinh \theta) \\
&= \frac{\cosh \theta \cos \phi_0 - \sinh \theta}{\cosh \theta (1 - \frac{v}{c} \cos \phi_0)} \\
&= \frac{\cos \phi_0 - v/c}{1 - \frac{v}{c} \cos \phi_0}
\end{aligned}$$

Our derivations above referred to the case when there was one source of light and two observers moving with respect to each other (see fig. 5.5(a)). However, this setup is not characteristic for most astronomical observations of the Doppler effect. In these observations one typically has one observer and two sources of light (stars) that move with respect to each other with velocity  $\mathbf{v}$  (see fig. 5.5(b)). Let us assume that the distance between these stars is much smaller than the distance from the stars to the Earth. Photons

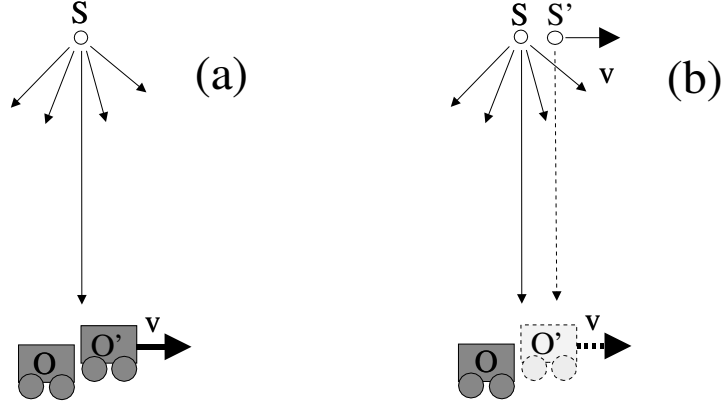


Figure 5.4: To the discussion of the Doppler effect: (a) observer at rest  $O$  and moving observer  $O'$  measure light from the same source (e.g., star)  $S$ ; (b) one observer  $O$  measures light from two sources  $S$  and  $S'$  that move with respect to each other.

emitted simultaneously by  $S$  and  $S'$  move with the same speed  $c$  and arrive to Earth at the same time. Two stars are seen by  $O$  in the same region of the sky independent on the velocity  $\mathbf{v}$ . We also assume that sources  $S$  and  $S'$  are identical, i.e., they emit photons of the same energy in their respective reference frames. Further, we assume that the energy  $h(0)$  of photons arriving from the source  $S$  to the observer  $O$  is known. Our goal is to find the energy (denoted by  $h(\theta)$ ) of photons emitted by  $S'$  from the point of view of  $O$ . In order to do that, we introduce an imaginary observer  $O'$  whose velocity  $\mathbf{v}$  with respect to  $O$  is the same as velocity of  $S'$  with respect to  $S$  and apply the principle of relativity. According to this principle, the energy of photons from  $S'$  registered by  $O'$  is the same as the energy of photons from  $S$  registered by  $O$ , i.e.,  $h(0)$ . Now, in order to find the energy of photons from  $S'$  seen by  $O$  we can apply formula (5.65) with the opposite sign of velocity

$$h(\theta) = \frac{h(0)}{\cosh \theta (1 - \frac{v}{c} \cos \phi)} \quad (5.66)$$

where  $\phi$  is the angle between velocity  $\mathbf{v}$  of the star  $S'$  and the direction of light arriving from stars  $S$  and  $S'$  from the point of view of  $O$ .

The Doppler effect and light aberration discussed in this subsection were

measured in experiments with high precision. More discussion of experimental verifications of relativistic effects is in subsection 10.3.2.

### 5.4.3 Representations of the little group

Next we need to construct unitary irreducible representations of the Poincaré group for massless particles. To do that we can slightly modify the method of induced representations used for massive particles in section 5.1.

We already discussed in subsection 5.4.1 that vector  $\mathbf{p} = \mathbf{0}$  (which was chosen as the standard vector for the construction of induced representations for massive particles in section 5.1) does not belong to the momentum spectrum of a massless particle. We also mentioned that the choice of the standard vector is arbitrary and representations built on different standard vectors are unitarily equivalent. Therefore, we can choose a different standard momentum vector

$$\mathbf{k} = (0, 0, 1) \tag{5.67}$$

in the massless case.

The next step is to find transformations of the little group which leave this vector invariant. The energy-momentum 4-vector corresponding to the standard vector (5.67) is  $(ck, c\mathbf{k}) = (c, 0, 0, c)$ . Therefore, in the 4D notation from Appendix I.1, the matrices of little group elements must satisfy equation

$$S \begin{bmatrix} c \\ 0 \\ 0 \\ c \end{bmatrix} = \begin{bmatrix} c \\ 0 \\ 0 \\ c \end{bmatrix}$$

Since the little group is a subgroup of the Lorentz group, we also have (see eq. (I.6))

$$S^T g S = g$$

One can verify that the most general matrix  $S$  with these properties has the form [58]



$$S(X_1, X_2, \theta) = \begin{bmatrix} 1 + \frac{1}{2}(X_1^2 + X_2^2) & X_1 & X_2 & -\frac{1}{2}(X_1^2 + X_2^2) \\ X_1 \cos \theta + X_2 \sin \theta & \cos \theta & \sin \theta & -X_1 \cos \theta - X_2 \sin \theta \\ -X_1 \sin \theta + X_2 \cos \theta & -\sin \theta & \cos \theta & X_1 \sin \theta - X_2 \cos \theta \\ \frac{1}{2}(X_1^2 + X_2^2) & X_1 & X_2 & 1 - \frac{1}{2}(X_1^2 + X_2^2) \end{bmatrix} \quad (5.68)$$

where  $X_1$ ,  $X_2$ , and  $\theta$  are independent real parameters. The three generators of these transformations are obtained by differentiation

$$M_1 = \lim_{X_1, X_2, \theta \rightarrow 0} \frac{\partial}{\partial X_1} S(X_1, X_2, \theta) = \begin{bmatrix} 0 & 1 & 0 & 0 \\ 1 & 0 & 0 & -1 \\ 0 & 0 & 0 & 0 \\ 0 & 1 & 0 & 0 \end{bmatrix} = \mathcal{J}_x - c\mathcal{K}_y$$

$$M_2 = \lim_{X_1, X_2, \theta \rightarrow 0} \frac{\partial}{\partial X_2} S(X_1, X_2, \theta) = \begin{bmatrix} 0 & 0 & 1 & 0 \\ 0 & 0 & 0 & 0 \\ 1 & 0 & 0 & -1 \\ 0 & 0 & 1 & 0 \end{bmatrix} = \mathcal{J}_y + c\mathcal{K}_x$$

$$R = \lim_{X_1, X_2, \theta \rightarrow 0} \frac{\partial}{\partial \theta} S(X_1, X_2, \theta) = \begin{bmatrix} 0 & 0 & 0 & 0 \\ 0 & 0 & 1 & 0 \\ 0 & -1 & 0 & 0 \\ 0 & 0 & 0 & 0 \end{bmatrix} = \mathcal{J}_z$$

where  $\vec{\mathcal{J}}$  and  $\vec{\mathcal{K}}$  are Lorentz group generators (I.9) and (I.10). The commutators are easily calculated

$$[M_x, M_y] = 0$$

$$[R, M_y] = -M_x$$

$$[R, M_x] = M_y$$

These are commutation relations of the Lie algebra of the group of “translations” ( $M_x$  and  $M_y$ ) and rotations ( $R$ ) in a 2D plane.

The next step is to find full set of unitary irreducible representations of the little group. To achieve that we introduce Hermitian operators  $\vec{\Pi} = (\Pi_1, \Pi_2)$  and  $\Theta \equiv J_z$ , which correspond to the Lie algebra generators  $\mathbf{M}$  and  $R$ , respectively. So, the little group “translations” and rotations are represented in the Hilbert space  $\mathcal{H}_{\mathbf{k}}$  by unitary operators  $e^{-\frac{i}{\hbar}\Pi_1 x}$ ,  $e^{-\frac{i}{\hbar}\Pi_2 y}$ , and  $e^{-\frac{i}{\hbar}\Theta\phi}$ .

Suppose that the Hilbert space  $\mathcal{H}_{\mathbf{k}}$  contains a state vector  $|\vec{\pi}\rangle$  which is an eigenvector of  $\vec{\Pi}$  with nonzero “momentum”  $\vec{\pi} \neq 0$

$$\vec{\Pi}|\vec{\pi}\rangle = (\pi_1, \pi_2)|\vec{\pi}\rangle$$

then vector

$$e^{-\frac{i}{\hbar}\Theta\phi}|\pi_1, \pi_2\rangle = |\pi_1 \cos \phi + \pi_2 \sin \phi, \pi_1 \sin \phi - \pi_2 \cos \phi\rangle \quad (5.69)$$

also belongs to the subspace  $\mathcal{H}_{\mathbf{k}}$ . The vectors (5.69) form a circle  $\pi_1^2 + \pi_2^2 = \text{const}$  in the 2D “momentum” plane. Therefore, the subspace  $\mathcal{H}_{\mathbf{k}}$  is infinite-dimensional. If we used such a representation of the little group to build the unitary irreducible representation of the Poincaré group, we would obtain massless particles having an infinite-dimensional subspace of internal (spin) degrees of freedom, or “continuous spin”. Such particles have not been observed in nature, so we will not discuss such possibility further. The only case having relevance to physics is the “zero-radius” circle  $\vec{\pi} = 0$ . Then the subspace  $\mathcal{H}_{\mathbf{k}}$  is one-dimensional, “translations” are represented trivially

$$e^{-\frac{i}{\hbar}\vec{\Pi}\mathbf{r}}|\vec{\pi} = \mathbf{0}\rangle = |\vec{\pi} = \mathbf{0}\rangle \quad (5.70)$$

and rotations around the  $z$ -axis are represented by unimodular factors.

$$e^{-\frac{i}{\hbar}\Theta\phi}|\vec{\pi} = \mathbf{0}\rangle \equiv e^{-\frac{i}{\hbar}J_z\phi}|\vec{\pi} = \mathbf{0}\rangle = e^{i\tau\phi}|\vec{\pi} = \mathbf{0}\rangle \quad (5.71)$$

The allowed values of the parameter  $\tau$  can be obtained from the fact that the representation must be single- or double-valued.<sup>28</sup> Therefore, the rotation through the angle  $\phi = 2\pi$  can be represented by either 1 or -1, and  $\tau$  must be either integer or half-integer number:  $\tau = \dots, -1, -1/2, 0, 1/2, 1, \dots$ . We will refer to the parameter  $\tau$  as to *helicity*. This parameter distinguishes different massless unitary irreducible representations of the Poincaré group, i.e., different types of elementary massless particles.

---

<sup>28</sup>see Statement 3.2

### 5.4.4 Massless representations of the Poincaré group

Now we want to build a basis in the Hilbert space of a massless particle with helicity  $\tau$ . First we choose an arbitrary basis vector  $|\mathbf{k}\rangle$  in the (one-dimensional) subspace  $\mathcal{H}_{\mathbf{k}}$  with standard momentum. Similarly to what we did in the massive case, we are going to propagate this vector to all values of momentum using transformations from the Lorentz group and thus build a basis in the full Hilbert space  $\mathcal{H}$ . So, we need to define a boost transformation  $\lambda_{\mathbf{p}}$  which connects the standard momentum  $\mathbf{k}$  with arbitrary momentum  $\mathbf{p}$ . We will choose  $\lambda_{\mathbf{p}}$  to be a Lorentz boost along the z-axis

$$B_{\mathbf{p}} = \begin{bmatrix} \cosh \theta & 0 & 0 & \sinh \theta \\ 0 & 1 & 0 & 0 \\ 0 & 0 & 1 & 0 \\ \sinh \theta & 0 & 0 & \cosh \theta \end{bmatrix} \quad (5.72)$$

followed by a rotation  $R_{\mathbf{p}}$  which brings direction  $\mathbf{k} = (0, 0, 1)$  to  $\frac{\mathbf{p}}{p}$

$$\lambda_{\mathbf{p}} = R_{\mathbf{p}} B_{\mathbf{p}} \quad (5.73)$$

(see Fig. 5.5). The rapidity  $\theta = \log(p)$  is such that the length of  $B_{\mathbf{p}}\mathbf{k}$  is equal to  $p$ . The absolute value of the rotation angle is

$$\cos \phi = \left( \mathbf{k} \cdot \frac{\mathbf{p}}{p} \right) = p_z/p \quad (5.74)$$

and the direction of  $\vec{\phi}$  is

$$\begin{aligned} \frac{\vec{\phi}}{\phi} &= \left[ \mathbf{k} \times \frac{\mathbf{p}}{p} \right] / \sin \phi \\ &= (p_x^2 + p_y^2)^{-1/2} (-p_y, p_x, 0) \end{aligned}$$

The full basis  $|\mathbf{p}\rangle$  in  $\mathcal{H}$  is obtained by propagating the basis vector  $|\mathbf{k}\rangle$  to other fixed momentum subspaces  $\mathcal{H}_{\mathbf{p}}$  (compare with eq. (5.4))

$$|\mathbf{p}\rangle = \frac{1}{\sqrt{|\mathbf{p}|}} U(\lambda_{\mathbf{p}}, \mathbf{0}, 0) |\mathbf{k}\rangle \quad (5.75)$$

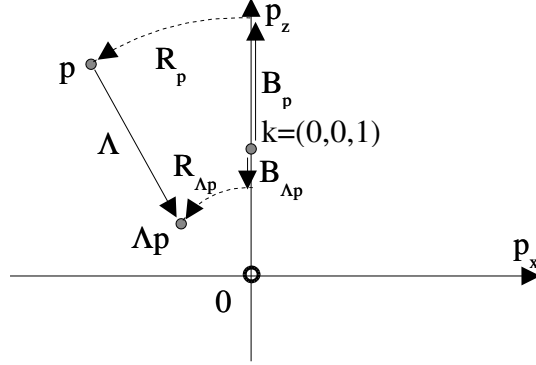


Figure 5.5: Each point  $\mathbf{p}$  (except  $\mathbf{p} = 0$ ) in the momentum space of a massless particle can be reached from the standard vector  $\mathbf{k} = (0, 0, 1)$  by applying a boost  $B_{\mathbf{p}}$  along the  $z$ -axis followed by a rotation  $R_{\mathbf{p}}$ .

Here we used notation from subsection 5.2.1 in which  $U(\lambda_{\mathbf{p}}, \mathbf{0}, 0)$  denotes the unitary representative of the Poincaré transformation consisting of the Lorentz transformation  $\lambda_{\mathbf{p}}$  and zero translations in space and time. Now we can consider how general elements of the Poincaré group act on these basis vectors. Let us apply a general transformation from the Lorentz subgroup  $U(\Lambda, \mathbf{0}, 0)$  to an arbitrary basis vector  $|\mathbf{p}\rangle$

$$\begin{aligned}
 U(\Lambda, \mathbf{0}, 0)|\mathbf{p}\rangle &= U(\Lambda, \mathbf{0}, 0)U(\lambda_{\mathbf{p}}, \mathbf{0}, 0)|\mathbf{k}\rangle \\
 &= U(\lambda_{\Lambda\mathbf{p}}, \mathbf{0}, 0)U(\lambda_{\Lambda\mathbf{p}}^{-1}, \mathbf{0}, 0)U(\Lambda, \mathbf{0}, 0)U(\lambda_{\mathbf{p}}, \mathbf{0}, 0)|\mathbf{k}\rangle \\
 &= U(\lambda_{\Lambda\mathbf{p}}, \mathbf{0}, 0)U(\lambda_{\Lambda\mathbf{p}}^{-1}\Lambda\lambda_{\mathbf{p}}, \mathbf{0}, 0)|\mathbf{k}\rangle \\
 &= U(\lambda_{\Lambda\mathbf{p}}, \mathbf{0}, 0)U(B_{\Lambda\mathbf{p}}^{-1}R_{\Lambda\mathbf{p}}^{-1}\Lambda R_{\mathbf{p}}B_{\mathbf{p}}, \mathbf{0}, 0)|\mathbf{k}\rangle
 \end{aligned}$$

The product of boost transformations  $\lambda_{\Lambda\mathbf{p}}^{-1}\Lambda\lambda_{\mathbf{p}} = B_{\Lambda\mathbf{p}}^{-1}R_{\Lambda\mathbf{p}}^{-1}\Lambda R_{\mathbf{p}}B_{\mathbf{p}}$  on the right hand side brings vector  $\mathbf{k}$  back to  $\mathbf{k}$  (see Fig. 5.5), therefore this product is an element of the little group. The “translation” part of this element is irrelevant for us due to eq. (5.70). The relevant angle of rotation around the  $z$ -axis is called the *Wigner angle*  $\phi_W(\mathbf{p}, \Lambda)$ .<sup>29</sup> According to eq. (5.71), this rotation acts as multiplication by a unimodular factor

<sup>29</sup>Explicit expressions for the Wigner rotation angle can be found in [55, 59].

$$U(\lambda_{\Lambda \mathbf{p}}^{-1} \Lambda \lambda_{\mathbf{p}}, \mathbf{0}, 0) |\mathbf{k}\rangle = e^{i\tau \phi_W(\mathbf{p}, \Lambda)} |\mathbf{k}\rangle$$

Thus, taking into account (5.75) we can write for arbitrary Lorentz transformation  $\Lambda$

$$\begin{aligned} & U(\Lambda, \mathbf{0}, 0) |\mathbf{p}\rangle \\ &= U(\lambda_{\Lambda \mathbf{p}}, \mathbf{0}, 0) e^{i\tau \phi_W(\mathbf{p}, \Lambda)} |\mathbf{k}\rangle \\ &= \frac{\sqrt{|\Lambda \mathbf{p}|}}{\sqrt{|\mathbf{p}|}} e^{i\tau \phi_W(\mathbf{p}, \Lambda)} |\Lambda \mathbf{p}\rangle \end{aligned}$$

For a general Poincaré group transformation we obtain, similarly to eq. (5.20),

$$U(\Lambda, \mathbf{r}, t) |\mathbf{p}\rangle = \sqrt{\frac{|\Lambda \mathbf{p}|}{|\mathbf{p}|}} e^{-\frac{i}{\hbar} \mathbf{p} \cdot \mathbf{r} + \frac{ic}{\hbar} |\mathbf{p}| t} e^{i\tau \phi_W(\mathbf{p}, \Lambda)} |\Lambda \mathbf{p}\rangle \quad (5.76)$$

As was mentioned in the beginning of this chapter, photons are described by a reducible representation of the Poincaré group which is a direct sum of two irreducible representations with helicities  $\tau = 1$  and  $\tau = -1$ . In the classical language these two irreducible components correspond to the left and right circularly polarized light.



## Chapter 6

# INTERACTION

*I myself, a professional mathematician, on re-reading my own work find it strains my mental powers to recall to mind from the figures the meanings of the demonstrations, meanings which I myself originally put into the figures and the text from my mind. But when I attempt to remedy the obscurity of the material by putting in extra words, I see myself falling into the opposite fault of becoming chatty in something mathematical.*

Johannes Kepler

In the preceding chapter we discussed isolated elementary particles moving freely in space. Starting from this chapter we will focus on compound systems consisting of two or more particles. In addition we will allow a redistribution of energy and momentum between different parts of the system, in other words we will allow *interactions*. In this chapter, we will limit our analysis to the cases in which creation and/or destruction of particles is not allowed, and we will consider only few massive spinless particles. Starting from chapter 7 we will lift these limitations.

## 6.1 The Hilbert space of many-particle system

In this section we will construct the Hilbert space of a compound system. In quantum mechanics textbooks it is usually tacitly assumed that this space should be built as a tensor product of Hilbert spaces of the components. Here we will show how this statement can be proven from postulates of quantum logic.<sup>1</sup> For simplicity, in this section we will work out the simplest case of a two-particle system. These results will be generalized to the general  $n$ -particle case at the end of this section.

### 6.1.1 The tensor product theorem

Let  $\mathcal{L}_1$ ,  $\mathcal{L}_2$ , and  $\mathcal{L}$  be quantum propositional systems of particles 1, 2, and the compound system 1+2, respectively. It seems reasonable to assume that each proposition about subsystem 1 (or 2) is still valid in the combined system, so, it should be represented also as a proposition in  $\mathcal{L}$ . Let us formulate this idea as a new postulate

**Postulate 6.1 (properties of compound systems)** *If  $\mathcal{L}_1$  and  $\mathcal{L}_2$  are quantum propositional systems describing two physical systems 1 and 2, and  $\mathcal{L}$  is the quantum propositional system describing the compound system 1+2, then there exist two mappings*

$$\begin{aligned} f_1 : \mathcal{L}_1 &\rightarrow \mathcal{L} \\ f_2 : \mathcal{L}_2 &\rightarrow \mathcal{L} \end{aligned}$$

*which satisfy the following conditions:*

(I) *They preserve all logical relationships between propositions. So that*

$$\begin{aligned} f_1(\emptyset_{\mathcal{L}_1}) &= \emptyset_{\mathcal{L}} \\ f_1(\mathcal{I}_{\mathcal{L}_1}) &= \mathcal{I}_{\mathcal{L}} \end{aligned}$$

*and for any propositions  $x, y \in \mathcal{L}_1$*

---

<sup>1</sup>see sections 2.3 - 2.5



$$\begin{aligned}
x \leq y &\Leftrightarrow f_1(x) \leq f_1(y) \\
f_1(x \wedge y) &= f_1(x) \wedge f_1(y) \\
f_1(x \vee y) &= f_1(x) \vee f_1(y) \\
f_1(x^\perp) &= (f_1(x))^\perp
\end{aligned}$$

The same properties are valid for the mapping  $f_2 : \mathcal{L}_2 \rightarrow \mathcal{L}$ .

(II) The results of measurements on two subsystems are independent. This means that in the compound system all propositions about subsystem 1 are compatible with all propositions about subsystem 2:

$$f_1(x_1) \leftrightarrow f_2(x_2)$$

where  $x_1 \in \mathcal{L}_1$ ,  $x_2 \in \mathcal{L}_1$

(III) If we have full information about subsystems 1 and 2, then we have full information about the combined system. Therefore, if  $x_1 \in \mathcal{L}_1$  and  $x_2 \in \mathcal{L}_2$  are atoms then the meet of their images  $f_1(x_1) \wedge f_2(x_2)$  is also an atomic proposition in  $\mathcal{L}$ .

The following theorem [60, 61] allows us to translate the above properties of the compound system from the language of quantum logic to the more convenient language of Hilbert spaces.

**Theorem 6.2 (Matolcsi)** *Suppose that  $\mathcal{H}_1$ ,  $\mathcal{H}_2$ , and  $\mathcal{H}$  are three complex Hilbert spaces corresponding to the propositional lattices  $\mathcal{L}_1$ ,  $\mathcal{L}_2$ , and  $\mathcal{L}$ , respectively. Suppose also that  $f_1$  and  $f_2$  are two mappings satisfying all conditions from Postulate 6.1. Then the Hilbert space  $\mathcal{H}$  of the compound system is either one of the four tensor products<sup>2</sup>  $\mathcal{H} = \mathcal{H}_1 \otimes \mathcal{H}_2$ , or  $\mathcal{H} = \mathcal{H}_1^* \otimes \mathcal{H}_2$ , or  $\mathcal{H} = \mathcal{H}_1 \otimes \mathcal{H}_2^*$ , or  $\mathcal{H} = \mathcal{H}_1^* \otimes \mathcal{H}_2^*$ .*

The proof of this theorem is beyond the scope of this book.

So we have four ways to couple two one-particle Hilbert spaces into one two-particle Hilbert space. Quantum mechanics uses only the first possibility

---

<sup>2</sup>For definition of the tensor product of two Hilbert spaces see Appendix F.4. The star denotes a dual Hilbert space as described in Appendix F.3.

$\mathcal{H} = \mathcal{H}_1 \otimes \mathcal{H}_2$ .<sup>3</sup> This means that if particle 1 is in a state  $|1\rangle \in \mathcal{H}_1$  and particle 2 is in a state  $|2\rangle \in \mathcal{H}_2$ , then the state of the compound system is described by the vector  $|1\rangle \otimes |2\rangle \in \mathcal{H}_1 \otimes \mathcal{H}_2$ .

### 6.1.2 Particle observables in a multiparticle system

The mappings  $f_1$  and  $f_2$  from Postulate 6.1 map propositions (projections) from Hilbert spaces of individual particles  $\mathcal{H}_1$  and  $\mathcal{H}_2$  into the Hilbert space  $\mathcal{H} = \mathcal{H}_1 \otimes \mathcal{H}_2$  of the compound system. Therefore, they also map particle observables from  $\mathcal{H}_1$  and  $\mathcal{H}_2$  to  $\mathcal{H}$ . For example, consider an 1-particle observable  $G^{(1)}$  that is represented in the Hilbert space  $\mathcal{H}_1$  by the Hermitian operator with a spectral decomposition (2.28)

$$G^{(1)} = \sum_g g P_g^{(1)}$$

Then the mapping  $f_1$  transforms  $G^{(1)}$  into a Hermitian operator  $f_1(G^{(1)})$  in the Hilbert space  $\mathcal{H}$  of the compound system

$$f_1(G^{(1)}) = \sum_g g f_1(P_g^{(1)})$$

which has the same spectrum  $g$  as  $G^{(1)}$ . Then observables of individual particles, e.g.,  $\mathbf{P}_1, \mathbf{R}_1$  in  $\mathcal{H}_1$  and  $\mathbf{P}_2, \mathbf{R}_2$  in  $\mathcal{H}_2$  have well-defined meaning in the Hilbert space  $\mathcal{H}$  of the combined system.

In what follows we will use small letters to denote observables of individual particles in  $\mathcal{H}$ .<sup>4</sup> For example, the position and momentum of the particle 1 in the two-particle system will be denoted as  $\mathbf{p}_1$  and  $\mathbf{r}_1$ . The operator of energy of the particle 1 will be written as  $h_1 = \sqrt{m_1^2 c^4 + \mathbf{p}_1^2 c^2}$ , etc. Similarly, observables of the particle 2 in  $\mathcal{H}$  will be denoted as  $\mathbf{p}_2, \mathbf{r}_2$ , and  $h_2$ . According to Postulate 6.1(II), spectral projections of observables of different particles commute with each other in  $\mathcal{H}$ . Therefore, observables of different particles commute with each other as well.

<sup>3</sup>It is not yet clear what is the physical meaning of the other three possibilities.

<sup>4</sup>We will keep using capital letters for the total observables ( $H, \mathbf{P}, \mathbf{J}$ , and  $\mathbf{K}$ ) of the compound system.

Just as in the single-particle case, two-particle states can be also described by wave functions. From the properties of the tensor product of Hilbert spaces it can be derived that if  $\psi_1(\mathbf{r}_1)$  is the wave function of particle 1 and  $\psi_2(\mathbf{r}_2)$  is the wave function of particle 2, then the wave function of the compound system is simply a product

$$\psi(\mathbf{r}_1, \mathbf{r}_2) = \psi_1(\mathbf{r}_1)\psi_2(\mathbf{r}_2) \quad (6.1)$$

In this case, both particles 1 and 2, and the compound system are in pure quantum states. However, the most general pure 2-particle state in  $\mathcal{H}_1 \otimes \mathcal{H}_2$  is described by a general (normalizable) function of two vector variables  $\psi(\mathbf{r}_1, \mathbf{r}_2)$  which is not necessarily expressed in the product form (6.1). In this case, individual subsystems are in mixed states: the results of measurements performed on the particle 1 are correlated with the results of measurements performed on the particle 2, even though the particles do not interact with each other. The existence of such *entangled states* is a distinctive feature of quantum mechanics which is not present in the classical world.

### 6.1.3 Statistics

The above construction of the two-particle Hilbert space  $\mathcal{H} = \mathcal{H}_1 \otimes \mathcal{H}_2$  is valid when particles 1 and 2 belong to different species. If particles 1 and 2 are identical, then there are vectors in  $\mathcal{H}_1 \otimes \mathcal{H}_2$  that do not correspond to physically realizable states, and the Hilbert space of states is “less” than  $\mathcal{H}_1 \otimes \mathcal{H}_2$ . Indeed, if two particles 1 and 2 are identical, then no measurable quantity will change if these particles change places. Therefore, after permutation of two particles, the wave function may at most acquire an insignificant unimodular phase factor  $\beta$

$$\psi(\mathbf{r}_2, \mathbf{r}_1) = \beta\psi(\mathbf{r}_1, \mathbf{r}_2) \quad (6.2)$$

If we swap the particles again then the original wave function must be restored

$$\begin{aligned} \psi(\mathbf{r}_1, \mathbf{r}_2) &= \beta\psi(\mathbf{r}_2, \mathbf{r}_1) \\ &= \beta^2\psi(\mathbf{r}_1, \mathbf{r}_2) \end{aligned}$$

Therefore  $\beta^2 = 1$  which implies

$$\beta = \pm 1$$

We have shown that the factor  $\beta$  for any state  $\psi(\mathbf{r}_1, \mathbf{r}_2)$  in  $\mathcal{H}$  can be either 1 or -1. Is it possible that in a system of two identical particles one state  $\phi_1(\mathbf{r}_1, \mathbf{r}_2)$  has factor  $\beta$  equal to 1

$$\phi_1(\mathbf{r}_1, \mathbf{r}_2) = \phi_1(\mathbf{r}_2, \mathbf{r}_1) \quad (6.3)$$

and another state  $\phi_2(\mathbf{r}_1, \mathbf{r}_2)$  has factor  $\beta$  equal to -1?

$$\phi_2(\mathbf{r}_1, \mathbf{r}_2) = -\phi_2(\mathbf{r}_2, \mathbf{r}_1) \quad (6.4)$$

If eqs (6.3) and (6.4) were true, then the linear combination of the states  $\phi_1$  and  $\phi_2$

$$\psi(\mathbf{r}_1, \mathbf{r}_2) = a\phi_1(\mathbf{r}_1, \mathbf{r}_2) + b\phi_2(\mathbf{r}_1, \mathbf{r}_2)$$

would not transform like (6.2) after permutation

$$\begin{aligned} \psi(\mathbf{r}_2, \mathbf{r}_1) &= a\phi_1(\mathbf{r}_2, \mathbf{r}_1) + b\phi_2(\mathbf{r}_2, \mathbf{r}_1) \\ &= a\phi_1(\mathbf{r}_1, \mathbf{r}_2) - b\phi_2(\mathbf{r}_1, \mathbf{r}_2) \\ &\neq \pm\psi(\mathbf{r}_1, \mathbf{r}_2) \end{aligned}$$

It then follows that the factor  $\beta$  must be the same for all states in the Hilbert space  $\mathcal{H}$  of the system of two identical particles. This result implies that all particles in nature are divided in two categories: *bosons* and *fermions*.

For bosons  $\beta = 1$  and two-particle wave functions are *symmetric* with respect to permutations. Wave functions of two bosons form a linear subspace  $\mathcal{H}_1 \otimes_{sym} \mathcal{H}_2 \subset \mathcal{H}_1 \otimes \mathcal{H}_2$ . This means, in particular, that two identical bosons may occupy the same quantum state, i.e., the wave function  $\psi(\mathbf{r}_1)\psi(\mathbf{r}_2)$  belongs to the bosonic subspace  $\mathcal{H}_1 \otimes_{sym} \mathcal{H}_2 \subseteq \mathcal{H}_1 \otimes \mathcal{H}_2$ .

For fermions,  $\beta = -1$  and two-particle wave functions are *antisymmetric* with respect to permutations. The Hilbert space of two identical fermions is

the subspace of antisymmetric functions  $\mathcal{H}_1 \otimes_{\text{asym}} \mathcal{H}_2 \subset \mathcal{H}_1 \otimes \mathcal{H}_2$ . This means, in particular, that two identical fermions may not occupy the same quantum state (this is called the *Pauli exclusion principle*), i.e., the wavefunction  $\psi(\mathbf{r}_1)\psi(\mathbf{r}_2)$  do not belong to the fermionic subspace  $\mathcal{H}_1 \otimes_{\text{asym}} \mathcal{H}_2 \subseteq \mathcal{H}_1 \otimes \mathcal{H}_2$ .

A remarkable *spin-statistics theorem* has been proven in the framework of quantum field theory. This theorem establishes (in full agreement with experiment) that the symmetry of two-particle wave functions is related to their spin: all particles with integer spin (e.g., photons) are bosons and all particles with half-integer spin (e.g., neutrinos, electrons, protons) are fermions.

All results of this section can be immediately generalized to the case of  $n$ -particle system, where  $n > 2$ . For example, the Hilbert space of  $n$  identical bosons is the symmetrized tensor product  $\mathcal{H} = \mathcal{H}_1 \otimes_{\text{sym}} \mathcal{H}_2 \otimes_{\text{sym}} \dots \otimes_{\text{sym}} \mathcal{H}_n$ , and the Hilbert space of  $n$  identical fermions is the antisymmetrized tensor product  $\mathcal{H} = \mathcal{H}_1 \otimes_{\text{asym}} \mathcal{H}_2 \otimes_{\text{asym}} \dots \otimes_{\text{asym}} \mathcal{H}_n$ .

## 6.2 Relativistic Hamiltonian dynamics

To complete our description of the 2-particle system initiated in the preceding section we need to specify an unitary representation  $U_g$  of the Poincaré group in the Hilbert space  $\mathcal{H} = \mathcal{H}_1 \otimes \mathcal{H}_2$ .<sup>5</sup> We already know from chapter 4 that generators of this representation (and functions of generators) define total observables of the compound system. From subsection 6.1.2 we also know how to define observables of individual particles in  $\mathcal{H}$ . If we assume that total observables in  $\mathcal{H}$  may be expressed as functions of particle observables  $\mathbf{p}_1, \mathbf{r}_1, \mathbf{p}_2$ , and  $\mathbf{r}_2$ , then the construction of  $U_g$  is equivalent to finding 10 Hermitian operator functions<sup>6</sup>

$$H(\mathbf{p}_1, \mathbf{r}_1, \mathbf{p}_2, \mathbf{r}_2) \tag{6.5}$$

$$\mathbf{P}(\mathbf{p}_1, \mathbf{r}_1, \mathbf{p}_2, \mathbf{r}_2) \tag{6.6}$$

$$\mathbf{J}(\mathbf{p}_1, \mathbf{r}_1, \mathbf{p}_2, \mathbf{r}_2) \tag{6.7}$$

---

<sup>5</sup>For simplicity we will assume that particles 1 and 2 are massive, spinless, and not identical.

<sup>6</sup>These formulas work fine in systems with fixed number of particles. We will see in chapter 7 that in the case of variable number of particles it will be more convenient to express total observables in terms of particle creation and annihilation operators.

$$\mathbf{K}(\mathbf{p}_1, \mathbf{r}_1, \mathbf{p}_2, \mathbf{r}_2) \quad (6.8)$$

which satisfy commutation relations of the Poincaré Lie algebra (3.52) - (3.58). Even in the two-particle case this problem does not have a unique solution, and additional physical principles should be applied to make sure that operators (6.5) - (6.8) are selected in agreement with observations. For a general multiparticle system, the construction of the representation  $U_g$  is the most difficult and the most important part of relativistic quantum theories. A large portion of the rest of this book is devoted to the analysis of different ways to construct representation  $U_g$ . It is important to understand that once this step is completed, we get everything we need for a full description of the physical system and for comparison with experimental data.

### 6.2.1 Non-interacting representation of the Poincaré group

There are infinitely many ways to define the representation  $U_g$  of the Poincaré group, in the Hilbert space  $\mathcal{H} = \mathcal{H}_1 \otimes \mathcal{H}_2$ . Let us start our analysis from one legitimate choice which has a transparent physical meaning. We know from chapter 5 that Hilbert spaces  $\mathcal{H}_1$  and  $\mathcal{H}_2$  carry irreducible unitary representations  $U_g^1$  and  $U_g^2$  of the Poincaré group. Functions  $f_1$  and  $f_2$  defined in subsection 6.1.1 allow us to map these representations to the Hilbert space  $\mathcal{H}$  of the compound system, i.e., to have representations of the Poincaré group  $f_1(U_g^1)$  and  $f_2(U_g^2)$  in  $\mathcal{H}$ . We can then define a new representation  $U_g^0$  of the Poincaré group in  $\mathcal{H}$  by making a (tensor product) composition of  $f_1(U_g^1)$  and  $f_2(U_g^2)$ . More specifically, for any vector  $|1\rangle \otimes |2\rangle \in \mathcal{H}$  we define

$$U_g^0(|1\rangle \otimes |2\rangle) = f_1(U_g^1)|1\rangle \otimes f_2(U_g^2)|2\rangle \quad (6.9)$$

and the action of  $U_g^0$  on other vectors in  $\mathcal{H}$  follows by linearity. Representation (6.9) is called the *tensor product* of unitary representations  $U_g^1$  and  $U_g^2$ , and is denoted by  $U_g^0 = U_g^1 \otimes U_g^2$ . Generators of this representation are expressed as sums of one-particle generators

$$H_0 = h_1 + h_2 \quad (6.10)$$

$$\mathbf{P}_0 = \mathbf{p}_1 + \mathbf{p}_2 \quad (6.11)$$

$$\mathbf{J}_0 = \mathbf{j}_1 + \mathbf{j}_2 \quad (6.12)$$

$$\mathbf{K}_0 = \mathbf{k}_1 + \mathbf{k}_2 \quad (6.13)$$

The Poincaré commutation relations for generators (6.10) - (6.13) follow immediately from the fact that one-particle generators corresponding to particles 1 and 2 satisfy Poincaré commutation relation separately and commute with each other, according to Postulate 6.1(II).

With definitions (6.10) - (6.13), the inertial transformations of particle observables with respect to the representation  $U_g^0$  are easy to find. For example, the positions of particles 1 and 2 change with time as

$$\begin{aligned} \mathbf{r}_1(t) &= e^{\frac{i}{\hbar}H_0t} \mathbf{r}_1 e^{-\frac{i}{\hbar}H_0t} \\ &= e^{\frac{i}{\hbar}h_1t} \mathbf{r}_1 e^{-\frac{i}{\hbar}h_1t} \\ &= \mathbf{r}_1 + \mathbf{v}_1 t \\ \mathbf{r}_2(t) &= \mathbf{r}_2 + \mathbf{v}_2 t \end{aligned}$$

Comparing this with eq. (4.53) we conclude that all observables of particles 1 and 2 transform independently from each other as if these particles were alone. So, the representation (6.10) - (6.13) corresponds to the absence of interaction and is called the *non-interacting* representation of the Poincaré group.

### 6.2.2 Dirac's forms of dynamics

Obviously, the simple choice of generators (6.10) - (6.13) is not realistic, because particles in nature do interact with each other. Therefore, to describe interactions in multi-particle systems one should choose an *interacting representation*  $U_g$  of the Poincaré group in  $\mathcal{H}$  which is different from  $U_g^0$ . First we write the generators  $(H, \mathbf{P}, \mathbf{J}, \mathbf{K})$  of the desired representation  $U_g$  in the most general form where all generators are different from their non-interacting counterparts by the presence of interaction terms denoted by deltas<sup>7</sup>

---

<sup>7</sup> Our approach to the description of interactions based on eqs (6.14) - (6.17) and their generalizations for multiparticle systems is called the *relativistic Hamiltonian dynamics* [54]. For completeness, we should mention that there is a number of other methods for describing interactions which can be called non-Hamiltonian. Overviews of these methods and further references can be found in [62, 63, 64]. We will not discuss the non-Hamiltonian approaches in this book.

$$H = H_0 + \Delta H(\mathbf{r}_1, \mathbf{p}_1, \mathbf{r}_2, \mathbf{p}_2) \quad (6.14)$$

$$\mathbf{P} = \mathbf{P}_0 + \Delta \mathbf{P}(\mathbf{r}_1, \mathbf{p}_1, \mathbf{r}_2, \mathbf{p}_2) \quad (6.15)$$

$$\mathbf{J} = \mathbf{J}_0 + \Delta \mathbf{J}(\mathbf{r}_1, \mathbf{p}_1, \mathbf{r}_2, \mathbf{p}_2) \quad (6.16)$$

$$\mathbf{K} = \mathbf{K}_0 + \Delta \mathbf{K}(\mathbf{r}_1, \mathbf{p}_1, \mathbf{r}_2, \mathbf{p}_2) \quad (6.17)$$

It may happen that some of the deltas on the right hand sides of eqs. (6.14) - (6.17) are zero. Then these generators and transformations coincide with the generators and transformations of the non-interacting representation  $U_g^0$ . Such generators and transformations are called *kinematical*. Generators which contain interaction terms are called *dynamical*.

Table 6.1: Comparison of three relativistic forms of dynamics

Instant form	Point form	Front form
<b>Kinematical generators</b>		
$(P_x)_0$	$(K_x)_0$	$(P_x)_0$
$(P_y)_0$	$(K_y)_0$	$(P_y)_0$
$(P_z)_0$	$(K_z)_0$	$\frac{1}{\sqrt{2}}(H_0 + (P_z)_0)$
$(J_x)_0$	$(J_x)_0$	$\frac{1}{\sqrt{2}}((K_x)_0 + (J_y)_0)$
$(J_y)_0$	$(J_y)_0$	$\frac{1}{\sqrt{2}}((K_y)_0 - (J_x)_0)$
$(J_z)_0$	$(J_z)_0$	$(J_z)_0$
		$(K_z)_0$
<b>Dynamical generators</b>		
$H$	$H$	$\frac{1}{\sqrt{2}}(H - P_z)$
$K_x$	$P_x$	$\frac{1}{\sqrt{2}}(K_x - J_y)$
$K_y$	$P_y$	$\frac{1}{\sqrt{2}}(K_y + J_x)$
$K_z$	$P_z$	

The description of interaction by eqs (6.14) - (6.17) generalizes traditional classical *non-relativistic Hamiltonian dynamics* in which the only dynamical generator is  $H$ . To make sure that our theory reduces to the familiar non-relativistic approach in the limit  $c \rightarrow \infty$ , we will also assume that  $\Delta H \neq 0$ . The choice of other generators is restricted by the observation that kinematical transformations should form a subgroup of the Poincaré group, so that



kinematical generators should form a subalgebra of the Poincaré Lie algebra.<sup>8</sup> The set  $(\mathbf{P}, \mathbf{J}, \mathbf{K})$  does not form a subalgebra. This explains why in the relativistic case we cannot introduce interaction in the Hamiltonian alone. We must add interaction terms to some of the other generators  $\mathbf{P}$ ,  $\mathbf{J}$ , or  $\mathbf{K}$  in order to be consistent with relativity. We will say that interacting representations having different kinematical subgroups belong to different *forms of dynamics*. In his famous paper [3], Dirac provided a classification of forms of dynamics based on this principle. There are three Dirac's forms of dynamics most frequently discussed in the literature. They are shown in Table 6.1. In the case of the *instant form* dynamics the kinematical subgroup is the subgroup of spatial translations and rotations. In the case of the *point form* dynamics the kinematical subgroup is the Lorentz subgroup [65]. In both mentioned cases the kinematical subgroup has dimension 6. The *front form* dynamics has the largest number (7) of kinematical generators.

### 6.2.3 Total observables in a multiparticle system

Once the interacting representation of the Poincaré group and its generators  $(H, \mathbf{P}, \mathbf{J}, \mathbf{K})$  are defined, we immediately have expressions for *total* observables of the physical system considered as a whole. These are the *total energy*  $H$ , the *total momentum*  $\mathbf{P}$ , and the *total angular momentum*  $\mathbf{J}$ . Other total observables of the system (the total mass  $M$ , the total spin  $\mathbf{S}$ , the center-of-mass position  $\mathbf{R}$ , etc.) can be obtained as functions of these generators by formulas derived in chapter 4.

Note also that inertial transformations of the total observables  $(H, \mathbf{P}, \mathbf{J}, \mathbf{K})$  coincide with those presented in chapter 4. For example, the total energy  $H$  and the total momentum  $\mathbf{P}$  form a 4-vector whose boost transformations are given by eq. (4.3) - (4.4). Boost transformations of the center-of-mass position  $\mathbf{R}$  are derived in subsection 4.3.8. Time translations result in a uniform movement of the center-of-mass with constant velocity along a straight line (4.53). Thus we conclude that inertial transformations of total observables are completely independent on the form of dynamics and on the details of interactions acting within the multiparticle system.

There are, however, properties that *are* dependent on the interaction. One such property is the relationships between total and one-particle observ-

---

<sup>8</sup>Indeed, if two generators  $A$  and  $B$  do not contain interaction terms, then their commutator  $[A, B]$  should be interaction-free as well.

ables. For example, in the instant form of dynamics the total momentum operator is just the sum of momenta of constituent particles (6.11). In the point form of dynamics, there is an additional interaction term that depends on one-particle observables

$$\mathbf{P} = \mathbf{p}_1 + \mathbf{p}_2 + \Delta\mathbf{P}(\mathbf{r}_1, \mathbf{p}_1, \mathbf{r}_2, \mathbf{p}_2)$$

Inertial transformations of observables of individual particles  $(\mathbf{r}_1, \mathbf{p}_1, \mathbf{r}_2, \mathbf{p}_2, \dots)$  also depend on the form of dynamics. They will be discussed in section 10.2.

## 6.3 The instant form of dynamics

### 6.3.1 General instant form interaction

In this book we will work exclusively in the Dirac's instant form of dynamics.<sup>9</sup> Then we can rewrite eqs (6.14) - (6.17) as

$$H = H_0 + V \tag{6.18}$$

$$\mathbf{P} = \mathbf{P}_0 \tag{6.19}$$

$$\mathbf{J} = \mathbf{J}_0 \tag{6.20}$$

$$\mathbf{K} = \mathbf{K}_0 + \mathbf{Z} \tag{6.21}$$

where we denoted  $V \equiv \Delta H$  and  $\mathbf{Z} \equiv \Delta\mathbf{K}$ . As we discussed in subsections 4.1.1 and 6.2.3, the observables  $H, \mathbf{P}, \mathbf{J}$ , and  $\mathbf{K}$  are total observables that correspond to the compound system as a whole. The total momentum  $\mathbf{P}$ , and the total angular momentum  $\mathbf{J}$  are simply vector sums of the corresponding operators for individual particles. The total energy  $H$  and the boost operator  $\mathbf{K}$  are equal to the sum of one-particle operators plus interaction terms. The interaction term  $V$  in the energy operator is usually called the *potential energy* operator. Similarly, we will call  $\mathbf{Z}$  the *potential boost*. Other total observables (e.g., the total mass  $M$ , the total spin  $\mathbf{S}$ , the center-of-mass position  $\mathbf{R}$ , and its velocity  $\mathbf{V}$ , etc.) are defined as functions of generators (6.18) - (6.21) by formulas from chapter 4. For interacting systems, these observables may become interaction-dependent as well.

---

<sup>9</sup>In section 10.2 and in subsection 13.3.3 we will discuss the reasons why this is a good choice.

Commutation relations (3.52) - (3.58) imply

$$[\mathbf{J}_0, V] = [\mathbf{P}_0, V] = 0 \quad (6.22)$$

$$[Z_i, (P_0)_j] = -\frac{i\hbar\delta_{ij}}{c^2}V \quad (6.23)$$

$$[(J_0)_i, Z_j] = i\hbar\epsilon_{ijk}Z_k \quad (6.24)$$

$$[(K_0)_i, Z_j] + [Z_i, (K_0)_j] + [Z_i, Z_j] = 0 \quad (6.25)$$

$$[\mathbf{Z}, H_0] + [\mathbf{K}_0, V] + [\mathbf{Z}, V] = 0 \quad (6.26)$$

So, the task of constructing a Poincaré invariant theory of interacting particles has been reduced to finding a non-trivial solution for the set of equations (6.22) - (6.26) with respect to  $V$  and  $\mathbf{Z}$ . These equations are necessary and sufficient conditions for the Poincaré invariance of our theory.

### 6.3.2 The Bakamjian-Thomas construction

The set of equations (6.22) - (6.26) is rather complicated. The first non-trivial solution of these equations for multiparticle systems was found by Bakamjian and Thomas [4]. The idea of their approach is as follows. Instead of working with 10 generators  $(\mathbf{P}, \mathbf{J}, \mathbf{K}, H)$ , it is convenient to use an alternative set of operators  $\{\mathbf{P}, \mathbf{R}, \mathbf{S}, M\}$ .<sup>10</sup> Denote  $\{\mathbf{P}_0, \mathbf{R}_0, \mathbf{S}_0, M_0\}$  and  $\{\mathbf{P}_0, \mathbf{R}, \mathbf{S}, M\}$  the sets of operators obtained by using formulas (4.39) - (4.42) from the non-interacting  $(\mathbf{P}_0, \mathbf{J}_0, \mathbf{K}_0, H_0)$  and interacting  $(\mathbf{P}_0, \mathbf{J}_0, \mathbf{K}, H)$  generators, respectively. In a general instant form dynamics all three operators  $\mathbf{R}$ ,  $\mathbf{S}$ , and  $M$  may contain interaction terms. However, Bakamjian and Thomas decided to look for a simpler solution in which the position operator remains kinematical  $\mathbf{R} = \mathbf{R}_0$ . It then immediately follows that the spin operator is kinematical as well

$$\begin{aligned} \mathbf{S} &= \mathbf{J} - [\mathbf{R} \times \mathbf{P}] \\ &= \mathbf{J}_0 - [\mathbf{R}_0 \times \mathbf{P}_0] \\ &= \mathbf{S}_0 \end{aligned}$$

so the interaction  $U$  is present in the mass operator only.

---

<sup>10</sup>see subsection 4.3.4

$$M = M_0 + U$$

From commutators (4.37), the interaction term  $U$  must satisfy

$$[\mathbf{P}_0, U] = [\mathbf{R}_0, U] = [\mathbf{J}_0, U] = 0 \quad (6.27)$$

So, we have reduced our task of finding 4 interaction operators  $V$  and  $\mathbf{Z}$  satisfying complex equations (6.22) - (6.26) to a simpler problem of finding one operator  $U$  satisfying conditions (6.27). Indeed, by knowing  $U$  and non-interacting operators  $M_0$ ,  $\mathbf{P}_0$ ,  $\mathbf{R}_0$ ,  $\mathbf{S}_0$ , we can restore the interacting generators using formulas (4.43) - (4.45)

$$\mathbf{P} = \mathbf{P}_0 \quad (6.28)$$

$$H = +\sqrt{M^2 c^4 + P_0^2 c^2} \quad (6.29)$$

$$\mathbf{K} = -\frac{1}{2c^2}(\mathbf{R}_0 H + H \mathbf{R}_0) - \frac{[\mathbf{P}_0 \times \mathbf{S}_0]}{M c^2 + H} \quad (6.30)$$

$$\mathbf{J} = \mathbf{J}_0 = [\mathbf{R}_0 \times \mathbf{P}_0] + \mathbf{S}_0 \quad (6.31)$$

Now let us turn to the construction of  $U$  in the case of two massive spinless particles. Suppose that we found two vector operators  $\vec{\pi}$  and  $\vec{\rho}$  (they will be called *relative momentum* and *relative position*, respectively) such that they form a 6-dimensional Heisenberg Lie algebra<sup>11</sup>

$$[\pi_i, \rho_j] = i\hbar\delta_{ij} \quad (6.32)$$

$$[\pi_i, \pi_j] = [\rho_i, \rho_j] = 0 \quad (6.33)$$

commuting with the center-of-mass position  $\mathbf{R}_0$  and the total momentum  $\mathbf{P}_0$ .

$$[\vec{\pi}, \mathbf{P}_0] = [\vec{\pi}, \mathbf{R}_0] = [\vec{\rho}, \mathbf{P}_0] = [\vec{\rho}, \mathbf{R}_0] = 0 \quad (6.34)$$

Suppose also that these relative operators have the following non-relativistic ( $c \rightarrow \infty$ ) limits

---

<sup>11</sup>see Appendix H.2

$$\begin{aligned}\vec{\pi} &\rightarrow \mathbf{p}_1 - \mathbf{p}_2 \\ \vec{\rho} &\rightarrow \mathbf{r}_1 - \mathbf{r}_2\end{aligned}$$

Then any operator in the Hilbert space  $\mathcal{H}$  can be expressed either as a function of  $(\mathbf{p}_1, \mathbf{r}_1, \mathbf{p}_2, \mathbf{r}_2)$  or as a function of  $(\mathbf{P}_0, \mathbf{R}_0, \vec{\pi}, \vec{\rho})$ . Moreover, the interaction operator  $U$  satisfying conditions  $[U, \mathbf{P}_0] = [U, \mathbf{R}_0] = 0$  can be expressed as a function of  $\vec{\pi}$  and  $\vec{\rho}$  only. To satisfy the last condition  $[U, \mathbf{J}_0] = 0$  we will simply require  $U$  to be a function of rotationally invariant combinations of the relative position and momentum

$$U = U(\pi^2, \rho^2, (\vec{\pi} \cdot \vec{\rho})) \quad (6.35)$$

In this *ansatz*, the problem of building a relativistically invariant interaction has reduced to finding operators of relative positions  $\vec{\rho}$  and momenta  $\vec{\pi}$  satisfying eqs (6.32) - (6.34). This problem has been solved in a number of works [4, 66, 67, 68]. We will not need explicit formulas for the operators of relative observables, so we will not reproduce them here.

For systems of  $n$  massive spinless particles ( $n > 2$ ) similar arguments apply, but instead of one pair of relative operators  $\vec{\pi}$  and  $\vec{\rho}$  we will have  $n - 1$  pairs,

$$\vec{\pi}_r, \vec{\rho}_r, \quad r = 1, 2, \dots, n - 1 \quad (6.36)$$

These operators should form a  $6(n - 1)$ -dimensional Heisenberg algebra commuting with  $\mathbf{P}_0$  and  $\mathbf{R}_0$ . Explicit expressions for  $\vec{\pi}_r$  and  $\vec{\rho}_r$  were constructed, e.g., in ref. [69]. As soon as these expressions are found, we can build a Bakamjian-Thomas interaction in an  $n$ -particle system by defining the interaction  $U$  in the mass operator as a function of rotationally invariant combinations of relative operators (6.36)

$$U = U(\pi_1^2, \rho_1^2, (\vec{\pi}_1 \cdot \vec{\rho}_1), \pi_2^2, \rho_2^2, (\vec{\pi}_2 \cdot \vec{\rho}_2), (\vec{\pi}_1 \cdot \vec{\rho}_2), (\vec{\pi}_2 \cdot \vec{\rho}_1), \dots) \quad (6.37)$$

This form agrees with the relativistic idea that there are no preferred positions and velocities and that interactions between particles must depend on their relative observables.

### 6.3.3 Bakamjian's construction of the point form dynamics

The Bakamjian-Thomas method of modifying the mass operator can be used to construct non-trivial Poincaré-invariant interactions in non-instant forms of dynamics as well. In this subsection we would like to construct a particular version of the point form dynamics using the Bakamjian's prescription [70]. We start from non-interacting operators of mass  $M_0$ , linear momentum  $\mathbf{P}_0$ , angular momentum  $\mathbf{J}_0$ , position  $\mathbf{R}_0$ , and spin  $\mathbf{S}_0 = \mathbf{J}_0 - [\mathbf{R}_0 \times \mathbf{P}_0]$ , and introduce two new operators

$$\begin{aligned}\mathbf{Q}_0 &= \frac{\mathbf{P}_0}{M_0 c^2} \\ \mathbf{X}_0 &= M_0 c^2 \mathbf{R}_0\end{aligned}$$

which satisfy canonical commutation relations

$$[X_{0i}, Q_{0j}] = i\hbar\delta_{ij}.$$

Then we can express generators of the non-interacting representation of the Poincaré group in the following form (compare with (6.28) - (6.31))

$$\begin{aligned}\mathbf{P}_0 &= M_0 c^2 \mathbf{Q}_0 \\ \mathbf{J}_0 &= [\mathbf{X}_0 \times \mathbf{Q}_0] + \mathbf{S}_0 \\ \mathbf{K}_0 &= -\frac{1}{2}(\sqrt{1 + Q_0^2} \mathbf{X}_0 + \mathbf{X}_0 \sqrt{1 + Q_0^2}) - \frac{[\mathbf{Q}_0 \times \mathbf{S}_0]}{1 + \sqrt{1 + Q_0^2}} \\ H_0 &= M_0 c^2 \sqrt{1 + Q_0^2}.\end{aligned}$$

A point form interaction can be now introduced by modifying the mass operator  $M_0 \rightarrow M$  provided that the following conditions are satisfied<sup>12</sup>

$$[M, \mathbf{Q}_0] = [M, \mathbf{X}_0] = [M, \mathbf{S}_0] = 0$$

---

<sup>12</sup>Just as in subsection 6.3.2, these conditions can be satisfied by defining  $M$  as a function of relative position and momentum operators commuting with  $\mathbf{Q}_0$  and  $\mathbf{X}_0$ .

These conditions, in particular, guarantee that  $M$  is Lorentz invariant

$$[M, \mathbf{K}_0] = [M, \mathbf{J}_0] = 0.$$

This modification of the mass operator introduces interaction in generators of the translation subgroup

$$\begin{aligned} \mathbf{P} &= Mc^2 \mathbf{Q}_0 \\ H &= Mc^2 \sqrt{1 + Q_0^2} \end{aligned} \quad (6.38)$$

while Lorentz subgroup generators  $\mathbf{K}_0$  and  $\mathbf{J}_0$  remain interaction-free.

#### 6.3.4 Non-Bakamjian-Thomas instant forms of dynamics

In the Bakamjian-Thomas construction, it was assumed that  $\mathbf{R} = \mathbf{R}_0$ , but this limitation is rather artificial, and we will see later that realistic particle interactions do not satisfy this condition. Any other variant of the instant form dynamics has position operator  $\mathbf{R}$  different from the non-interacting Newton-Wigner position  $\mathbf{R}_0$ . Let us now establish a connection between such a general instant form interaction and the Bakamjian-Thomas interaction. We are going to demonstrate that corresponding representations of the Poincaré group are related by a unitary transformation.

Suppose that operators

$$(\mathbf{P}_0, \mathbf{J}_0, \mathbf{K}, H) \quad (6.39)$$

define a Bakamjian-Thomas dynamics, and  $W$  is a unitary operator commuting with  $\mathbf{P}_0$  and  $\mathbf{J}_0$ .<sup>13</sup> Then a non-Bakamjian-Thomas instant form of dynamics  $(\mathbf{P}_0, \mathbf{J}_0, \mathbf{K}', H')$  can be build by applying the transformation  $W$  to operators (6.39).

---

<sup>13</sup>In the case of two massive spinless particles such an operator must be a function of rotationally invariant combinations of vectors  $\mathbf{P}_0$ ,  $\vec{\pi}$ , and  $\vec{\rho}$ .

$$\mathbf{J}_0 = W\mathbf{J}_0W^{-1} \quad (6.40)$$

$$\mathbf{P}_0 = W\mathbf{P}_0W^{-1} \quad (6.41)$$

$$\mathbf{K}' = W\mathbf{K}W^{-1} \quad (6.42)$$

$$H' = WHW^{-1} \quad (6.43)$$

Since unitary transformations preserve commutators

$$W[A, B]W^{-1} = [WAW^{-1}, WBW^{-1}]$$

the transformed generators (6.40) - (6.43) satisfy commutation relations of the Poincaré Lie algebra in the instant form. However, generally, the new mass operator  $M' = c^{-2}\sqrt{(H')^2 - \mathbf{P}_0^2 c^2}$  does not commute with  $\mathbf{R}_0$ , so (6.40) - (6.43) are not in the Bakamjian-Thomas form.

The above construction provides a way to build a non-Bakamjian-Thomas instant form representation  $(\mathbf{P}_0, \mathbf{J}_0, \mathbf{K}', H')$  if a Bakamjian-Thomas representation  $(\mathbf{P}_0, \mathbf{J}_0, \mathbf{K}, H)$  is given. However, this construction does not answer the question if *all* instant form interactions can be connected to the Bakamjian-Thomas dynamics by a unitary transformation? The answer to this question is “yes”: For any instant form interaction  $\{\mathbf{P}_0, \mathbf{R}', \mathbf{S}', M'\}$  one can find a unitary operator  $W$  which transforms it to the Bakamjian-Thomas form [8]

$$W^{-1}\{\mathbf{P}_0, \mathbf{R}', \mathbf{S}', M'\}W = \{\mathbf{P}_0, \mathbf{R}_0, \mathbf{S}_0, M\} \quad (6.44)$$

To see that, let us consider the simplest two-particle case. Operator

$$\mathbf{T} \equiv \mathbf{R}' - \mathbf{R}_0$$

commutes with  $\mathbf{P}_0$ . Therefore, it can be written as a function of  $\mathbf{P}_0$  and relative operators  $\vec{\pi}$  and  $\vec{\rho}$ :  $\mathbf{T}(\mathbf{P}_0, \vec{\pi}, \vec{\rho})$ . Then one can show that unitary operator<sup>14</sup>

---

<sup>14</sup>The integral in (6.45) can be treated as integral of ordinary function (rather than operator) along the segment  $[\mathbf{0}, \mathbf{P}_0]$  in the 3D space of variable  $\mathbf{P}_0$  with arguments  $\vec{\pi}$ , and  $\vec{\rho}$  being fixed.



$$\begin{aligned}
W &= e^{\frac{i}{\hbar}\mathcal{W}} \\
\mathcal{W} &= \int_0^{\mathbf{P}_0} \mathbf{T}(\mathbf{P}_0, \vec{\pi}, \vec{\rho}) d\mathbf{P}_0
\end{aligned} \tag{6.45}$$

performs the desired transformation (6.44). Indeed

$$\begin{aligned}
W^{-1}\mathbf{P}_0W &= \mathbf{P}_0 \\
W^{-1}\mathbf{J}_0W &= \mathbf{J}_0
\end{aligned}$$

because  $W$  is a scalar, which explicitly commutes with  $\mathbf{P}_0$ . Operator  $\mathcal{W}$  has the following commutators with the center-of-mass position

$$\begin{aligned}
[\mathcal{W}, \mathbf{R}_0] &= - \left[ \mathbf{R}_0, \int_0^{\mathbf{P}_0} \mathbf{T}(\mathbf{P}, \vec{\pi}, \vec{\rho}) d\mathbf{P} \right] \\
&= -i\hbar \frac{\partial}{\partial \mathbf{P}_0} \left( \int_0^{\mathbf{P}_0} \mathbf{T}(\mathbf{P}, \vec{\pi}, \vec{\rho}) d\mathbf{P} \right) \\
&= -i\hbar \mathbf{T}(\mathbf{P}_0, \vec{\pi}, \vec{\rho}) \\
&= -i\hbar (\mathbf{R}' - \mathbf{R}_0) \\
[\mathcal{W}, [\mathcal{W}, \mathbf{R}_0]] &= 0
\end{aligned}$$

Therefore

$$\begin{aligned}
W\mathbf{R}_0W^{-1} &= e^{\frac{i}{\hbar}\mathcal{W}}\mathbf{R}_0e^{-\frac{i}{\hbar}\mathcal{W}} \\
&= \mathbf{R}_0 + \frac{i}{\hbar}[\mathcal{W}, \mathbf{R}_0] - \frac{1}{2!\hbar^2}[\mathcal{W}, [\mathcal{W}, \mathbf{R}_0]] + \dots \\
&= \mathbf{R}_0 + (\mathbf{R}' - \mathbf{R}_0) \\
&= \mathbf{R}' \\
W^{-1}\mathbf{R}'W &= \mathbf{R}_0
\end{aligned}$$

and

$$\begin{aligned}
W^{-1}\mathbf{S}'W &= W^{-1}(\mathbf{J}_0 - \mathbf{R}' \times \mathbf{P}_0)W \\
&= \mathbf{J}_0 - \mathbf{R}_0 \times \mathbf{P}_0 \\
&= \mathbf{S}_0
\end{aligned}$$

Finally we can apply transformation  $W$  to the mass operator  $M'$  and obtain operator

$$M = W^{-1}M'W$$

which commutes with  $\mathbf{R}_0$  and  $\mathbf{P}_0$ . This demonstrates that operators on the right hand side of (6.44) describe a Bakamjian-Thomas instant form of dynamics.

### 6.3.5 Cluster separability

As we saw above, the requirement of Poincaré invariance imposes rather loose conditions on interaction (e.g., the interaction term  $U$  in the mass operator  $M = M_0 + U$  must be a rotationally invariant function of relative variables). However, there is another physical requirement which limits the admissible form of interaction. We know from experiment that all interactions between particles vanish when particles are separated by large distances.<sup>15</sup> So, if in a 2-particle system we remove particle 2 to infinity by using the space translation operator  $e^{\frac{i}{\hbar}\mathbf{p}_2\mathbf{a}}$  the interaction (6.35) must tend to zero

$$\lim_{\mathbf{a} \rightarrow \infty} e^{-\frac{i}{\hbar}\mathbf{p}_2\mathbf{a}} U(\pi^2, \rho^2, (\vec{\pi} \cdot \vec{\rho})) e^{\frac{i}{\hbar}\mathbf{p}_2\mathbf{a}} = 0 \quad (6.46)$$

This condition is not difficult to satisfy in the two-particle case. However, in the relativistic multi-particle case the mathematical form of this condition becomes rather complicated. This is because now there is more than one way to separate particles in mutually non-interacting groups. The form of the  $n$ -particle interaction (6.37) must ensure that each spatially separated  $m$ -particle group ( $m < n$ ) behaves as if it were alone. This, in particular, implies that we cannot independently choose interactions in systems with different number of particles. The interaction in the  $n$ -particle sector of the theory must be consistent with interactions in all  $m$ -particle sectors, where  $m < n$ .

We will say that a multi-particle interaction is *cluster separable* if for any division of the  $n$ -particle system ( $n \geq 2$ ) into two spatially separated groups (or *clusters*) of  $l$  and  $m$  particles ( $l + m = n$ )

---

<sup>15</sup>We are not considering here a hypothetical potential between quarks which supposedly grows as a linear function of the distance and results in the confinement of quarks inside hadrons.

- (1) the interaction separates too, i.e., the clusters move independently from each other;
- (2) the interaction in each cluster is the same as in separate  $l$ -particle and  $m$ -particle systems, respectively.

We will postulate that all interaction in nature have these properties

**Postulate 6.3 (cluster separability of interactions)** : *All interactions are cluster separable.*

A counterexample of a non-separable interaction can be built in the 4-particle case. The interaction Hamiltonian

$$V = \frac{1}{|\mathbf{r}_1 - \mathbf{r}_2||\mathbf{r}_3 - \mathbf{r}_4|} \quad (6.47)$$

has the property that no matter how far two pairs of particles (1+2 and 3+4) are from each other, the relative distance between 3 and 4 affects the force acting between particles 1 and 2. Such infinite-range interactions are not present in nature.

In the non-relativistic case the cluster separability is achieved without much effort. For example, the non-relativistic Coulomb potential energy in the system of two charged particles is<sup>16</sup>

$$V_{12} = \frac{1}{|\vec{\rho}|} \equiv \frac{1}{|\mathbf{r}_1 - \mathbf{r}_2|} \quad (6.48)$$

which clearly satisfies condition (6.46). In the system of three charged particles 1, 2, and 3, the potential energy can be written as a simple sum of two-particle terms

$$\begin{aligned} V &= V_{12} + V_{13} + V_{23} \\ &= \frac{1}{|\mathbf{r}_1 - \mathbf{r}_2|} + \frac{1}{|\mathbf{r}_2 - \mathbf{r}_3|} + \frac{1}{|\mathbf{r}_1 - \mathbf{r}_3|} \end{aligned} \quad (6.49)$$

---

<sup>16</sup>Here we are interested just in the general functional form of interaction, so we are not concerned with putting correct factors in front of the potentials.

The spatial separation between particle 3 and the cluster of particles 1+2 can be increased by applying a large space translation to the particle 3. In agreement with Postulate 6.3, such a translation effectively cancels interaction between particles in clusters 3 and 1+2, i.e.

$$\begin{aligned}
 & \lim_{\mathbf{a} \rightarrow \infty} e^{\frac{i}{\hbar} \mathbf{p}_3 \mathbf{a}} (V_{12} + V_{13} + V_{23}) e^{-\frac{i}{\hbar} \mathbf{p}_3 \mathbf{a}} \\
 &= \lim_{\mathbf{a} \rightarrow \infty} \frac{1}{|\mathbf{r}_1 - \mathbf{r}_2|} + \frac{1}{|\mathbf{r}_2 - \mathbf{r}_3 + \mathbf{a}|} + \frac{1}{|\mathbf{r}_1 - \mathbf{r}_3 + \mathbf{a}|} \\
 &= \frac{1}{|\mathbf{r}_1 - \mathbf{r}_2|}
 \end{aligned}$$

Therefore, interaction (6.49) is cluster separable. As we will see below, in the relativistic case construction of a general cluster-separable multi-particle interaction is more difficult.

Let us now make some definitions which will be useful in discussions of cluster separability. A *smooth*  $m$ -particle potential  $V^{(m)}$  is defined as operator that depends on variables of  $m$  particles and tends to zero if any particle or a group of particles is removed to infinity.<sup>17</sup> For example, the potential (6.48) is smooth while (6.47) is not. Generally, a cluster separable interaction in a  $n$ -particle system can be written as a sum

$$V = \sum_{\{2\}} V^{(2)} + \sum_{\{3\}} V^{(3)} + \dots + V^{(n)} \quad (6.50)$$

where  $\sum_{\{2\}} V^{(2)}$  is a sum of smooth *2-particle potentials* over all pairs of particles;  $\sum_{\{3\}} V^{(3)}$  is a sum of smooth *3-particle potentials* over all triples of particles, etc. An example is given by eq. (6.49).

### 6.3.6 Non-separability of the Bakamjian-Thomas dynamics

We expect that Postulate 6.3 applies to both potential energy and potential boosts. For example, in the relativistic case of 3 massive spinless particles with interacting generators

---

<sup>17</sup>In section 7.4 we will explain why we call such potentials smooth.

$$\begin{aligned} H &= H_0 + V(\mathbf{p}_1, \mathbf{r}_1, \mathbf{p}_2, \mathbf{r}_2, \mathbf{p}_3, \mathbf{r}_3) \\ \mathbf{K} &= \mathbf{K}_0 + \mathbf{Z}(\mathbf{p}_1, \mathbf{r}_1, \mathbf{p}_2, \mathbf{r}_2, \mathbf{p}_3, \mathbf{r}_3) \end{aligned}$$

the cluster separability requires, in particular, that

$$\lim_{\mathbf{a} \rightarrow \infty} e^{\frac{i}{\hbar} \mathbf{p}_3 \mathbf{a}} V(\mathbf{p}_1, \mathbf{r}_1, \mathbf{p}_2, \mathbf{r}_2, \mathbf{p}_3, \mathbf{r}_3) e^{-\frac{i}{\hbar} \mathbf{p}_3 \mathbf{a}} = V_{12}(\mathbf{p}_1, \mathbf{r}_1, \mathbf{p}_2, \mathbf{r}_2) \quad (6.51)$$

$$\lim_{\mathbf{a} \rightarrow \infty} e^{\frac{i}{\hbar} \mathbf{p}_3 \mathbf{a}} \mathbf{Z}(\mathbf{p}_1, \mathbf{r}_1, \mathbf{p}_2, \mathbf{r}_2, \mathbf{p}_3, \mathbf{r}_3) e^{-\frac{i}{\hbar} \mathbf{p}_3 \mathbf{a}} = \mathbf{Z}_{12}(\mathbf{p}_1, \mathbf{r}_1, \mathbf{p}_2, \mathbf{r}_2) \quad (6.52)$$

where  $V_{12}$  and  $\mathbf{Z}_{12}$  are interaction operators for the 2-particle system.

Let us see if these principles are satisfied for interactions built by the Bakamjian-Thomas prescription. In this case the potential energy is

$$\begin{aligned} V &= H - H_0 \\ &= \sqrt{(\mathbf{p}_1 + \mathbf{p}_2 + \mathbf{p}_3)^2 c^2 + (M_0 + U(\mathbf{p}_1, \mathbf{r}_1, \mathbf{p}_2, \mathbf{r}_2, \mathbf{p}_3, \mathbf{r}_3))^2 c^4} \\ &\quad - \sqrt{(\mathbf{p}_1 + \mathbf{p}_2 + \mathbf{p}_3)^2 c^2 + M_0^2 c^4} \end{aligned}$$

By removing particle 3 to infinity we obtain

$$\begin{aligned} &\lim_{\mathbf{a} \rightarrow \infty} e^{\frac{i}{\hbar} \mathbf{p}_3 \mathbf{a}} V(\mathbf{p}_1, \mathbf{r}_1, \mathbf{p}_2, \mathbf{r}_2, \mathbf{p}_3, \mathbf{r}_3) e^{-\frac{i}{\hbar} \mathbf{p}_3 \mathbf{a}} \\ &= \sqrt{(\mathbf{p}_1 + \mathbf{p}_2 + \mathbf{p}_3)^2 c^2 + (M_0 + U(\mathbf{p}_1, \mathbf{r}_1, \mathbf{p}_2, \mathbf{r}_2, \mathbf{p}_3, \infty))^2 c^4} \\ &\quad - \sqrt{(\mathbf{p}_1 + \mathbf{p}_2 + \mathbf{p}_3)^2 c^2 + M_0^2 c^4} \end{aligned} \quad (6.53)$$

According to (6.51) we should require that the right hand side of eq. (6.53) depends only on the variables of particles 1 and 2. Then we must set

$$U(\mathbf{p}_1, \mathbf{r}_1, \mathbf{p}_2, \mathbf{r}_2, \mathbf{p}_3, \infty) = 0$$

which also means that

$$\begin{aligned} V(\mathbf{p}_1, \mathbf{r}_1, \mathbf{p}_2, \mathbf{r}_2, \mathbf{p}_3, \infty) &= V_{12}(\mathbf{p}_1, \mathbf{r}_1, \mathbf{p}_2, \mathbf{r}_2) \\ &= 0 \end{aligned}$$

Similarly, we can show that interaction  $V$  tends to zero when either particle 1 or particle 2 is removed to infinity. Therefore, interaction  $V$  is a smooth 3-particle potential. According to the Postulate 6.3, this means that there is no interaction in any 2-particle subsystem: the interaction turns on only if there are three or more particles close to each other, which is clearly unphysical. So, we conclude that the Bakamjian-Thomas construction cannot describe a non-trivial cluster-separable interaction in many-particle systems (see also [71]).

### 6.3.7 Cluster separable 3-particle interaction

The problem of constructing relativistic cluster separable many-particle interactions can be solved by allowing non-Bakamjian-Thomas instant form interactions. Our goal here is to construct the interacting Hamiltonian  $H$  and boost  $\mathbf{K}$  operators in the Hilbert space  $\mathcal{H} = \mathcal{H}_1 \otimes \mathcal{H}_2 \otimes \mathcal{H}_3$  of a 3-particle system such that it satisfies Postulate 6.3, i.e., reduces to a non-trivial 2-particle interaction when one of the particles is removed to infinity. The same problem can be alternatively formulated as the problem of *relativistic addition* of interactions. We saw in the example (6.49) that in non-relativistic physics a cluster separable 3-particle interaction can be simply constructed by addition of 2-particle terms. The construction below is a generalization of this result to the relativistic case. In this construction we follow ref. [8].

Let us assume that 2-particle potentials  $V_{ij}$  and  $\mathbf{Z}_{ij}$ ,  $i, j = 1, 2, 3$  resulting from removing particle  $k \neq i, j$  to infinity are known (they depend on variables of the  $i$ -th and  $j$ -th particles only). For example, when particle 3 is removed to infinity, the interacting operators take the form

$$\lim_{\mathbf{a} \rightarrow \infty} e^{\frac{i}{\hbar} \mathbf{p}_3 \mathbf{a}} H e^{-\frac{i}{\hbar} \mathbf{p}_3 \mathbf{a}} = H_0 + V_{12} \equiv H_{12} \quad (6.54)$$

$$\lim_{\mathbf{a} \rightarrow \infty} e^{\frac{i}{\hbar} \mathbf{p}_3 \mathbf{a}} \mathbf{K} e^{-\frac{i}{\hbar} \mathbf{p}_3 \mathbf{a}} = \mathbf{K}_0 + \mathbf{Z}_{12} \equiv \mathbf{K}_{12} \quad (6.55)$$

$$\lim_{\mathbf{a} \rightarrow \infty} e^{\frac{i}{\hbar} \mathbf{p}_3 \mathbf{a}} M e^{-\frac{i}{\hbar} \mathbf{p}_3 \mathbf{a}} = \frac{1}{c^2} \sqrt{H_{12}^2 - P_0^2 c^2} \equiv M_{12} \quad (6.56)$$

$$\begin{aligned} \lim_{\mathbf{a} \rightarrow \infty} e^{\frac{i}{\hbar} \mathbf{p}_3 \mathbf{a}} \mathbf{R} e^{-\frac{i}{\hbar} \mathbf{p}_3 \mathbf{a}} &= -\frac{c^2}{2} (\mathbf{K}_{12} H_{12} + H_{12} \mathbf{K}_{12}) - \frac{c \mathbf{P}_0 \times \mathbf{W}_{12}}{M_{12} H_{12} (M_{12} c^2 + H_{12})} \\ &\equiv \mathbf{R}_{12} \end{aligned} \quad (6.57)$$

where operators  $H_{12}$ ,  $\mathbf{K}_{12}$ ,  $M_{12}$ , and  $\mathbf{R}_{12}$  (energy, boost, mass, and center-of-mass position, respectively) will be considered as given. Similar equations

result from the removal of particles 2 or 3 to infinity. They are obtained from (6.54) - (6.57) by permutation of indices (1,2,3). Now we want to combine the two-particle potentials  $V_{ij}$  and  $\mathbf{Z}_{ij}$  together in a cluster-separable 3-particle interaction in analogy with (6.49). It appears that we cannot form the interactions  $V$  and  $\mathbf{Z}$  in the 3-particle system simply as a sum of 2-particle potentials. One can verify that such a definition would violate Poincaré commutators. Therefore

$$\begin{aligned} V &\neq V_{12} + V_{23} + V_{13} \\ \mathbf{Z} &\neq \mathbf{Z}_{12} + \mathbf{Z}_{23} + \mathbf{Z}_{13} \end{aligned}$$

and the relativistic “addition of interactions” should be more complicated.

When particles 1 and 2 are split apart, operators  $V_{12}$  and  $\mathbf{Z}_{12}$  must tend to zero, therefore

$$\begin{aligned} \lim_{\mathbf{a} \rightarrow \infty} e^{\frac{i}{\hbar} \mathbf{p}_1 \mathbf{a}} M_{12} e^{-\frac{i}{\hbar} \mathbf{p}_1 \mathbf{a}} &= M_0 \\ \lim_{\mathbf{a} \rightarrow \infty} e^{\frac{i}{\hbar} \mathbf{p}_2 \mathbf{a}} M_{12} e^{-\frac{i}{\hbar} \mathbf{p}_2 \mathbf{a}} &= M_0 \\ \lim_{\mathbf{a} \rightarrow \infty} e^{\frac{i}{\hbar} \mathbf{p}_3 \mathbf{a}} M_{12} e^{-\frac{i}{\hbar} \mathbf{p}_3 \mathbf{a}} &= M_{12} \end{aligned}$$

The Hamiltonian  $H_{12}$  and boost  $\mathbf{K}_{12}$  define an instant form representation  $U_{12}$  of the Poincaré group in the Hilbert space  $\mathcal{H}$ . The corresponding position operator (6.57) is generally different from the non-interacting Newton-Wigner position operator

$$\mathbf{R}_0 = -\frac{c^2}{2}(\mathbf{K}_0 H_0 + H_0 \mathbf{K}_0) - \frac{c \mathbf{P}_0 \times \mathbf{W}_0}{M_0 H_0 (M_0 + H_0)} \quad (6.58)$$

which is characteristic for the Bakamjian-Thomas form of dynamics. However, we can unitarily transform the representation  $U_{12}$ , so that it acquires a Bakamjian-Thomas form with operators  $\mathbf{R}_0, \overline{H}_{12}, \overline{\mathbf{K}}_{12}, \overline{M}_{12}$ .<sup>18</sup> Let us denote such an unitary transformation operator by  $B_{12}$ . We can repeat the same steps for two other pairs of particles 1+3 and 2+3, and write in the general case  $i, j = 1, 2, 3; i \neq j$

---

<sup>18</sup>see subsection 6.3.4

$$\begin{aligned}
B_{ij}\mathbf{R}_{ij}B_{ij}^{-1} &= \mathbf{R}_0 \\
B_{ij}H_{ij}B_{ij}^{-1} &= \overline{H}_{ij} \\
B_{ij}\mathbf{K}_{ij}B_{ij}^{-1} &= \overline{\mathbf{K}}_{ij} \\
B_{ij}M_{ij}B_{ij}^{-1} &= \overline{M}_{ij}
\end{aligned}$$

Operators  $B_{ij} = \{B_{12}, B_{13}, B_{23}\}$  commute with  $\mathbf{P}_0$  and  $\mathbf{J}_0$ . Since representation  $U_{ij}$  becomes non-interacting when the distance between particles  $i$  and  $j$  tends to infinity, we can write

$$\lim_{\mathbf{a} \rightarrow \infty} e^{\frac{i}{\hbar}\mathbf{p}_3\mathbf{a}} B_{13} e^{-\frac{i}{\hbar}\mathbf{p}_3\mathbf{a}} = 1 \quad (6.59)$$

$$\lim_{\mathbf{a} \rightarrow \infty} e^{\frac{i}{\hbar}\mathbf{p}_3\mathbf{a}} B_{23} e^{-\frac{i}{\hbar}\mathbf{p}_3\mathbf{a}} = 1 \quad (6.60)$$

$$\lim_{\mathbf{a} \rightarrow \infty} e^{\frac{i}{\hbar}\mathbf{p}_3\mathbf{a}} B_{12} e^{-\frac{i}{\hbar}\mathbf{p}_3\mathbf{a}} = B_{12} \quad (6.61)$$

The transformed Hamiltonians  $\overline{H}_{ij}$  and boosts  $\overline{\mathbf{K}}_{ij}$  define Bakamjian-Thomas representations, and their mass operators  $\overline{M}_{ij}$  now commute with  $\mathbf{R}_0$ . So, we can add  $\overline{M}_{ij}$  together to build a new mass operator

$$\begin{aligned}
\overline{M} &= \overline{M}_{12} + \overline{M}_{13} + \overline{M}_{23} - 2M_0 \\
&= B_{12}M_{12}B_{12}^{-1} + B_{13}M_{13}B_{13}^{-1} + B_{23}M_{23}B_{23}^{-1} - 2M_0
\end{aligned}$$

which also commutes with  $\mathbf{R}_0$ . Using this mass operator, we can build a Bakamjian-Thomas representation with generators.

$$\overline{H} = \sqrt{P_0^2 + \overline{M}^2} \quad (6.62)$$

$$\overline{\mathbf{K}} = -\frac{1}{2c^2}(\mathbf{R}_0\overline{H} + \overline{H}\mathbf{R}_0) - \frac{c\mathbf{P}_0 \times \mathbf{W}_0}{\overline{M}\overline{H}(\overline{M}c^2 + \overline{H})} \quad (6.63)$$

This representation has interactions between all particles, however, it does not satisfy the cluster property yet. For example, by removing particle 3 to infinity we do not obtain the interaction  $M_{12}$  characteristic for the subsystem of two particles 1 and 2. Instead, we obtain a unitary transform of  $M_{12}$



$$\begin{aligned}
& \lim_{\mathbf{a} \rightarrow \infty} e^{\frac{i}{\hbar} \mathbf{p}_3 \mathbf{a}} \overline{M} e^{-\frac{i}{\hbar} \mathbf{p}_3 \mathbf{a}} \\
&= \lim_{\mathbf{a} \rightarrow \infty} e^{\frac{i}{\hbar} \mathbf{p}_3 \mathbf{a}} (B_{12} M_{12} B_{12}^{-1} + B_{13} M_{13} B_{13}^{-1} + B_{23} M_{23} B_{23}^{-1} - 2M_0) e^{-\frac{i}{\hbar} \mathbf{p}_3 \mathbf{a}} \\
&= B_{12} M_{12} B_{12}^{-1} - 2M_0 + \lim_{\mathbf{a} \rightarrow \infty} (e^{\frac{i}{\hbar} \mathbf{p}_3 \mathbf{a}} M_{13} e^{-\frac{i}{\hbar} \mathbf{p}_3 \mathbf{a}} + e^{\frac{i}{\hbar} \mathbf{p}_3 \mathbf{a}} M_{23} e^{-\frac{i}{\hbar} \mathbf{p}_3 \mathbf{a}}) \\
&= B_{12} M_{12} B_{12}^{-1} - 2M_0 + 2M_0 \\
&= B_{12} M_{12} B_{12}^{-1}
\end{aligned} \tag{6.64}$$

To fix this deficiency, let us perform a unitary transformation of the representation (6.62) - (6.63) with operator  $B$  (which must commute with  $\mathbf{P}_0$  and  $\mathbf{J}_0$ , of course, to preserve the instant form of the interaction)

$$H = B^{-1} \overline{H} B \tag{6.65}$$

$$\mathbf{K} = B^{-1} \overline{\mathbf{K}} B \tag{6.66}$$

$$M = B^{-1} \overline{M} B \tag{6.67}$$

We choose the transformation  $B$  from the requirement that it must cancel factors  $B_{ij}$  and  $B_{ij}^{-1}$  in eq. (6.64) as particle  $k$  moves to infinity. In other words, this operator must be unitary and have the following limits

$$\lim_{\mathbf{a} \rightarrow \infty} e^{\frac{i}{\hbar} \mathbf{p}_3 \mathbf{a}} B e^{-\frac{i}{\hbar} \mathbf{p}_3 \mathbf{a}} = B_{12} \tag{6.68}$$

$$\lim_{\mathbf{a} \rightarrow \infty} e^{\frac{i}{\hbar} \mathbf{p}_2 \mathbf{a}} B e^{-\frac{i}{\hbar} \mathbf{p}_2 \mathbf{a}} = B_{13} \tag{6.69}$$

$$\lim_{\mathbf{a} \rightarrow \infty} e^{\frac{i}{\hbar} \mathbf{p}_1 \mathbf{a}} B e^{-\frac{i}{\hbar} \mathbf{p}_1 \mathbf{a}} = B_{23} \tag{6.70}$$

Otherwise the operator is arbitrary. One can check that one possible choice is

$$B = \exp(\log B_{12} + \log B_{13} + \log B_{23})$$

Indeed, using eqs. (6.59) - (6.61) we obtain

$$\lim_{\mathbf{a} \rightarrow \infty} e^{\frac{i}{\hbar} \mathbf{p}_3 \mathbf{a}} B e^{-\frac{i}{\hbar} \mathbf{p}_3 \mathbf{a}}$$

$$\begin{aligned}
&= \lim_{\mathbf{a} \rightarrow \infty} e^{\frac{i}{\hbar} \mathbf{p}_3 \mathbf{a}} \exp(\log B_{12} + \log B_{13} + \log B_{23}) e^{-\frac{i}{\hbar} \mathbf{p}_3 \mathbf{a}} \\
&= \exp(\log B_{12}) \\
&= B_{12}
\end{aligned}$$

Then, it is easy to show that the interacting representation of the Poincaré group generated by operators (6.65) and (6.66) satisfies cluster separability properties (6.54) - (6.57). For example,

$$\begin{aligned}
\lim_{\mathbf{a} \rightarrow \infty} e^{\frac{i}{\hbar} \mathbf{p}_3 \mathbf{a}} H e^{-\frac{i}{\hbar} \mathbf{p}_3 \mathbf{a}} &= \lim_{\mathbf{a} \rightarrow \infty} e^{\frac{i}{\hbar} \mathbf{p}_3 \mathbf{a}} B^{-1} \overline{H} B e^{-\frac{i}{\hbar} \mathbf{p}_3 \mathbf{a}} \\
&= \lim_{\mathbf{a} \rightarrow \infty} B_{12}^{-1} e^{\frac{i}{\hbar} \mathbf{p}_3 \mathbf{a}} \sqrt{P_0^2 c^2 + \overline{M}^2 c^4} e^{-\frac{i}{\hbar} \mathbf{p}_3 \mathbf{a}} B_{12} \\
&= B_{12}^{-1} \sqrt{P_0^2 c^2 + (B_{12} M_{12} B_{12}^{-1})^2 c^4} B_{12} \\
&= \sqrt{P_0^2 c^2 + M_{12}^2 c^4} \\
&= H_{12}
\end{aligned}$$

Generally, operator  $B$  does not commute with the Newton-Wigner position operator (6.58). Therefore, the mass operator (6.67) also does not commute with  $\mathbf{R}_0$ , and the representation generated by operators  $(\mathbf{P}_0, \mathbf{J}_0, \mathbf{K}, H)$  does not belong to the Bakamjian-Thomas form.

## 6.4 Dynamics and bound states

Suppose we constructed an interacting representation of the Poincaré group  $U_g$  in the Hilbert space  $\mathcal{H}$  of multiparticle system either by following the above Bakamjian-Thomas prescription or by other means.<sup>19</sup> What can we learn from this construction about the physical system? We already mentioned that the knowledge of  $U_g$  is sufficient for getting any desired physical information about the system. In this section, we would like to make this statement more concrete by examining two types of information which can be compared with experiment: the mass and energy spectra, and the time evolution of observables. In the next section we will discuss description of scattering experiments, which are currently the most informative way of studying microscopic systems.

---

<sup>19</sup>See chapters 8 and 9 where we discuss a field-theoretic construction of relativistic particle interactions.

### 6.4.1 Mass and energy spectra

The mass operator of a non-interacting 2-particle system is

$$\begin{aligned}
 M_0 &= +\frac{1}{c^2}\sqrt{H_0^2 - P_0^2 c^2} \\
 &= +\frac{1}{c^2}\sqrt{(h_1 + h_2)^2 - (\mathbf{p}_1 + \mathbf{p}_2)^2 c^2} \\
 &= +\frac{1}{c^2}\sqrt{(\sqrt{m_1^2 c^4 + p_1^2 c^2} + \sqrt{m_2^2 c^4 + p_2^2 c^2})^2 - (\mathbf{p}_1 + \mathbf{p}_2)^2 c^2} \quad (6.71)
 \end{aligned}$$

As particle's momenta can have any value in the 3D momentum space, the eigenvalues  $m$  of the mass operator have continuous spectrum in the range

$$m_1 + m_2 \leq m < \infty \quad (6.72)$$

where the minimum value of mass  $m_1 + m_2$  is obtained from (6.71) when both particles are at rest  $\mathbf{p}_1 = \mathbf{p}_2 = 0$ . It then follows that the common spectrum of mutually commuting operators  $\mathbf{P}_0$  and

$$H_0 = +\sqrt{M_0^2 c^4 + P_0^2 c^2}$$

is the union of mass hyperboloids<sup>20</sup> in the 4-dimensional momentum-energy space. This spectrum is shown by the hatched region in Fig. 6.1(a).

In the presence of interaction, the eigenvalues  $\mu_n$  of the mass operator  $M = M_0 + U$  can be found by solving the *stationary* Schrödinger equation

$$M|\Psi\rangle_n = \mu_n|\Psi\rangle_n \quad (6.73)$$

It is well-known that in the presence of attractive interaction  $U$ , new discrete eigenvalues in the mass spectrum may appear below the threshold  $m_1 + m_2$ . The eigenvectors of the interacting mass operator with eigenvalues  $\mu_n < m_1 + m_2$  are called *bound states*. The mass eigenvalues  $\mu_n$  are highly degenerated. For example, if  $|\Psi\rangle_n$  is an eigenvector corresponding to  $\mu_n$ , then for any Poincaré group element  $g$  the vector  $U_g|\Psi\rangle_n$  is also an eigenvector with the

---

<sup>20</sup>with masses in the interval (6.72)

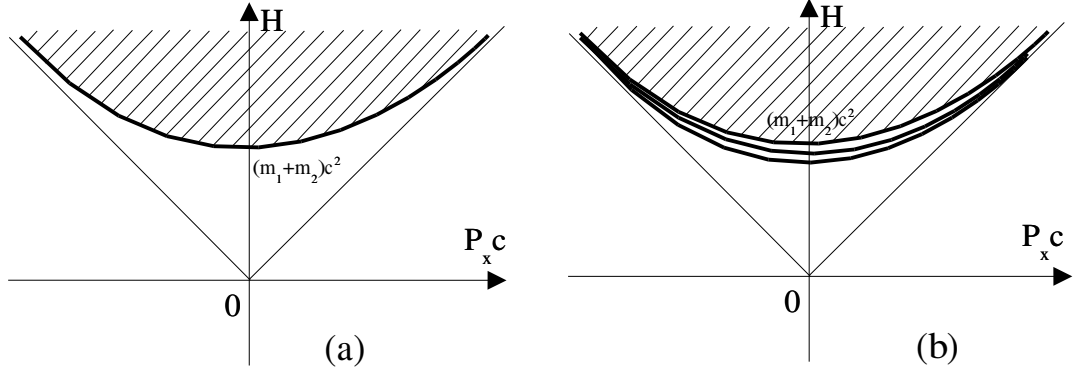


Figure 6.1: Typical momentum-energy spectrum of (a) non-interacting and (b) interacting two-particle system.

same mass eigenvalue. To remove this degeneracy (at least partially) one can consider operators  $\mathbf{P}_0$  and  $H$ , which commute with  $M$  and among themselves, so that they define a basis of common eigenvectors

$$\begin{aligned}
 M|\Psi(\mathbf{p})\rangle_n &= \mu_n|\Psi(\mathbf{p})\rangle_n \\
 \mathbf{P}_0|\Psi(\mathbf{p})\rangle_n &= \mathbf{p}|\Psi(\mathbf{p})\rangle_n \\
 H|\Psi(\mathbf{p})\rangle_n &= \sqrt{M^2c^4 + P^2c^2}|\Psi(\mathbf{p})\rangle_n \\
 &= \sqrt{\mu_n^2c^4 + p^2c^2}|\Psi(\mathbf{p})\rangle_n
 \end{aligned}$$

Then sets of common eigenvalues of  $\mathbf{P}_0$  and  $H$  with fixed  $\mu_n$  form hyperboloids

$$h_n = \sqrt{\mu_n^2c^4 + p^2c^2}$$

which are shown in Fig. 6.1(b) below the continuous part of the common spectrum of  $\mathbf{P}_0$  and  $H$ . An example of a bound system whose mass spectrum has both continuous and discrete parts - the hydrogen atom - is considered in greater detail in subsection 9.3.4.

### 6.4.2 The Doppler effect revisited

In our discussion of the Doppler effect in subsection 5.4.2 we were interested in the energy of free photons measured by moving observers or emitted by

moving sources. There we applied boost transformations to the energy  $E$  of a free massless photon. It is instructive to look at this problem from another point of view. Photons are usually emitted by compound massive physical systems (atoms, ions, nuclei, etc.) in a transition between two discrete energy levels  $E_2$  and  $E_1$ , so that the photon's energy is<sup>21</sup>

$$E = E_2 - E_1$$

When the source is moving with respect to the observer (or observer is moving with respect to the source), the energies of levels 1 and 2 experience inertial transformations given by formula (4.4). Therefore, for consistency, we need to prove that the Doppler shift calculated with this formula is exactly the same as that obtained in subsection 5.4.2.

Suppose that the compound system has two bound states characterized by mass eigenvalues  $m_1$  and  $m_2 > m_1$  (see Fig. 6.2). Suppose also that initially the system is in the state with mass  $m_2$ , total momentum  $\mathbf{p}_2$ , and energy  $E_2 = \sqrt{m_2^2 c^4 + p_2^2 c^2}$ . In the final state we have the same system with the lower mass  $m_1$ , different total momentum  $\mathbf{p}_1$  and energy  $E_1 = \sqrt{m_1^2 c^4 + p_1^2 c^2}$  and a photon with momentum  $\mathbf{k}$ . From the momentum and energy conservation laws we can write

$$\mathbf{p}_2 = \mathbf{p}_1 + \mathbf{k} \quad (6.74)$$

$$E_2 = E_1 + ck \quad (6.75)$$

$$\sqrt{m_2^2 c^4 + p_2^2 c^2} = \sqrt{m_1^2 c^4 + p_1^2 c^2} + ck \quad (6.76)$$

$$= \sqrt{m_1^2 c^4 + (\mathbf{p}_2 - \mathbf{k})^2 c^2} + ck \quad (6.77)$$

Taking square of both sides of the equality (6.77) we obtain

$$\begin{aligned} m_2^2 c^4 + p_2^2 c^2 &= m_1^2 c^4 + (\mathbf{p}_2 - \mathbf{k})^2 c^2 + 2ck\sqrt{m_1^2 c^4 + (\mathbf{p}_2 - \mathbf{k})^2 c^2} + c^2 k^2 \\ k\sqrt{m_1^2 c^4 + (\mathbf{p}_2 - \mathbf{k})^2 c^2} &= \frac{1}{2}\mu^2 c^2 + p_2 k \cos \phi - k^2 \end{aligned}$$

---

<sup>21</sup>The transition energy  $E$  is actually not well-defined, because the excited state 2 is not a stationary state. Therefore our discussion in this subsection is approximately valid only for long-living states 2, for which the uncertainty of energy can be neglected. See also section 13.1 .

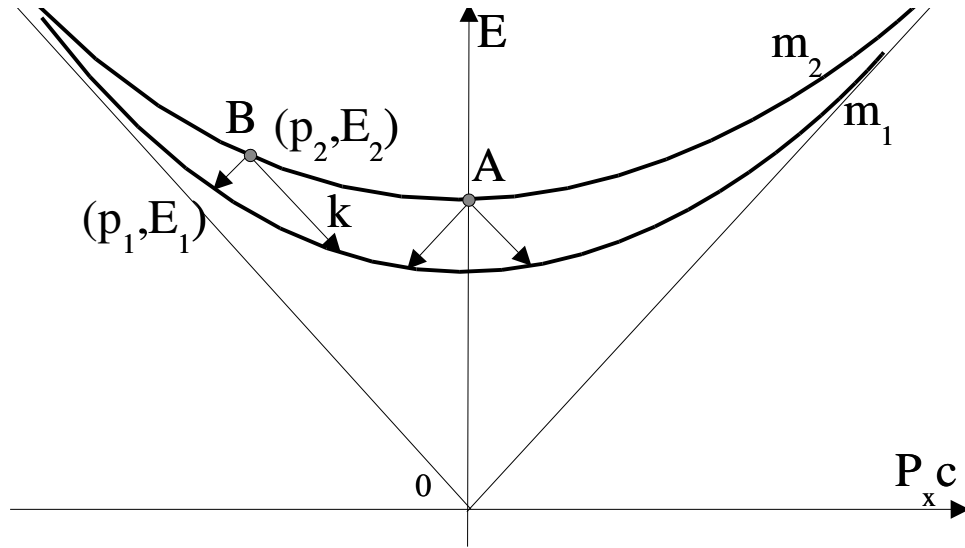


Figure 6.2: Energy level diagram for a bound system with the ground state of mass  $m_1$  and the excited state of mass  $m_2$ . If the system is at rest, its excited state is represented by point  $A$ . Note that the energy of emitted photons (arrows) is less than  $(m_2 - m_1)c^2$ . A moving excited state with momentum  $\mathbf{p}_2$  is represented by point  $B$ . The energies and momenta  $\mathbf{k}$  of emitted photons depend on the angle between  $\mathbf{k}$  and  $\mathbf{p}_2$ .

where  $\mu^2 \equiv m_2^2 - m_1^2$  and  $\phi$  is the angle between vectors  $\mathbf{p}_2$  and  $\mathbf{k}$ .<sup>22</sup> From this we obtain

$$\begin{aligned} & m_1^2 c^2 k^2 + p_2^2 k^2 - 2p_2 k^3 \cos \phi + k^4 \\ &= \frac{1}{4} \mu^4 c^4 + p_2^2 k^2 \cos^2 \phi + k^4 + \mu^2 c^2 p_2 k \cos \phi - \mu^2 c^2 k^2 - 2p_2 k^3 \cos \phi \end{aligned}$$

and a quadratic equation

$$k^2(m_2^2 c^2 + p_2^2 - p_2^2 \cos^2 \phi) - k\mu^2 c^2 p_2 \cos \phi - \frac{1}{4} \mu^4 c^4 = 0$$

with the solution<sup>23</sup>

$$k = \frac{1}{2m_2^2 c^2 + 2p_2^2 \sin^2 \phi} \left( \mu^2 c^2 p_2 \cos \phi + \sqrt{\mu^4 c^4 (m_2^2 c^2 + p_2^2)} \right)$$

Introducing the rapidity  $\theta$  of the initial state, we obtain  $p_2 = m_2 c \sinh \theta$  and

$$\begin{aligned} k &= \frac{\mu^2 m_2 c^3 \sinh \theta \cos \phi + \mu^2 m_2 c^3 \cosh \theta}{2m_2^2 c^2 + 2m_2^2 c^2 \sinh^2 \theta \sin^2 \phi} \\ &= \frac{\mu^2 c}{2m_2} \frac{\sinh \theta \cos \phi + \cosh \theta}{\cosh^2 \theta - \sinh^2 \theta \cos^2 \phi} \\ &= \frac{\mu^2 c}{2m_2} \frac{1}{\cosh \theta (1 - \frac{v}{c} \cos \phi)} \end{aligned}$$

This formula gives the energy of the photon emitted by a system moving with the speed  $v = c \tanh \theta$

$$\begin{aligned} E(\theta, \phi) &= ck \\ &= \frac{\mu^2 c^2}{2m_2 \cosh \theta (1 - \frac{v}{c} \cos \phi)} \\ &= \frac{E(0)}{\cosh \theta (1 - \frac{v}{c} \cos \phi)} \end{aligned}$$

---

<sup>22</sup> Note also that the vector  $\mathbf{k}$  is directed from the light emitting system to the observer, so the angle  $\phi$  can be interpreted as the angle between the velocity of the source and the line of sight, which is equivalent to the definition of  $\phi$  in subsection 5.4.2.

<sup>23</sup> Only positive sign of the square root leads to the physical solution with positive  $k$

where

$$E(0) = \frac{\mu^2 c^2}{2m_2}$$

is the energy of the photon emitted by a source at rest. This is in agreement with our earlier result (5.66).

### 6.4.3 Time evolution

In addition to the stationary energy spectra discussed above, we are often interested in the time evolution of a compound system. This includes reactions, scattering, decays, etc. As we discussed in subsection 5.2.4, in quantum theory the time evolution of states from time  $t'$  to  $t$  is described by the *time evolution operator*

$$U(t \leftarrow t') = e^{-\frac{i}{\hbar} H(t-t')} \quad (6.78)$$

This operator has the following useful properties

$$\begin{aligned} U(t \leftarrow t') &= \exp\left(-\frac{i}{\hbar} H(t - t_1)\right) \exp\left(-\frac{i}{\hbar} H(t_1 - t')\right) \\ &= U(t \leftarrow t_1) U(t_1 \leftarrow t') \end{aligned} \quad (6.79)$$

for any  $t_1$ , and

$$U(t \leftarrow t') = U^{-1}(t' \leftarrow t) \quad (6.80)$$

In the Schrödinger picture, the time evolution of a state vector is given by (5.38)

$$|\Psi(t)\rangle = U(t \leftarrow t') |\Psi(t')\rangle \quad (6.81)$$

$|\Psi(t)\rangle$  is also a solution of the *time dependent* Schrödinger equation



$$\begin{aligned}
i\hbar \frac{d}{dt} |\Psi(t)\rangle &= i\hbar \frac{d}{dt} e^{-\frac{i}{\hbar} H(t-t')} |\Psi(t')\rangle \\
&= H e^{-\frac{i}{\hbar} H(t-t')} |\Psi(t')\rangle \\
&= H |\Psi(t)\rangle
\end{aligned} \tag{6.82}$$

In the Heisenberg picture, the time dependence of operators is (see eq. (3.62))

$$F(t) = U(t \leftarrow t') F(t') U(t' \leftarrow t) \tag{6.83}$$

In spite of simple appearance of formulas (6.81) and (6.83), the evaluation of the exponents of the Hamilton operator is an extremely difficult task. In rare cases when the eigenvalues  $E_n$  and eigenvectors  $|\Psi\rangle_n$  of the Hamiltonian are known

$$H|\Psi\rangle_n = E_n|\Psi\rangle_n$$

the initial state can be represented as a sum (and/or integral) of basis eigenvectors

$$|\Psi(0)\rangle = \sum_n C_n |\Psi\rangle_n$$

and the time evolution can be calculated as

$$\begin{aligned}
|\Psi(t)\rangle &= e^{-\frac{i}{\hbar} Ht} |\Psi(0)\rangle \\
&= e^{-\frac{i}{\hbar} Ht} \sum_n C_n |\Psi\rangle_n \\
&= \sum_n C_n e^{-\frac{i}{\hbar} E_n t} |\Psi\rangle_n
\end{aligned} \tag{6.84}$$

This approach to the time evolution will be used in our analysis of particle decays in section 13.1.

## 6.5 Scattering

Unfortunately, formula (6.84) has very limited value. First, the time evolution of microsystems is very difficult to study experimentally. Second, the full spectrum of eigenvalues and eigenvectors of the interacting Hamiltonian  $H$  can be found only for very simple models. However, nature gives us a lucky break: there is a very important class of experiments for which the description of dynamics by eq. (6.81) or (6.83) is not needed: this description is just too detailed. These are scattering experiments. They are performed by preparing free particles (or their bound states, like hydrogen atoms or deuterons), bringing them into collision and studying the properties of free particles or bound states leaving the region of collision. In these experiments, often it is not possible to observe the time evolution during interaction: particle reactions occur almost instantaneously and we can only register the reactants and products which move freely before and after the collision. In such situations the theory is not required to describe the actual evolution of particles during the short interval of collision. It is sufficient to provide a mapping of free states before the interaction onto the free states after the interaction. This mapping is given by the  $S$ -operator which we are going to discuss in this section.

### 6.5.1 The scattering operator

Let us consider a scattering experiment in which free states of reactants are prepared at time  $t = -\infty$ .<sup>24</sup> The collision occurs during a short time interval  $[\eta', \eta]$  around time zero ( $\eta' < 0 < \eta$ ). The free states of the products are registered at time  $t = \infty$ , so that inequalities  $-\infty \ll \eta' < 0 < \eta \ll \infty$  hold. Here we assume that particles do not form bound states neither before nor after the collision. Therefore, at asymptotic times the exact evolution is well approximated by non-interacting operators  $U_0(\eta' \leftarrow -\infty)$  and  $U_0(\infty \leftarrow \eta)$ , respectively, where  $U_0(t \leftarrow t') = \exp(iH_0(t - t'))$ . Then we can write for the time evolution from the infinite past to the infinite future<sup>25</sup>

$$\begin{aligned} & U(\infty \leftarrow -\infty) \\ \approx & U_0(\infty \leftarrow \eta)U(\eta \leftarrow \eta')U_0(\eta' \leftarrow -\infty) \end{aligned}$$

---

<sup>24</sup>Infinite time here means time much greater than the time of collision.

<sup>25</sup>Here we use properties (6.79) and (6.80).

$$\begin{aligned}
&= U_0(\infty \leftarrow \eta) U_0(\eta \leftarrow 0) [U_0(0 \leftarrow \eta) U(\eta \leftarrow \eta') U_0(\eta' \leftarrow 0)] U_0(0 \leftarrow \eta') U_0(\eta' \leftarrow -\infty) \\
&= U_0(\infty \leftarrow \eta) U_0(\eta \leftarrow 0) S_{\eta, \eta'} U_0(0 \leftarrow \eta') U_0(\eta' \leftarrow -\infty) \\
&= U_0(\infty \leftarrow 0) S_{\eta, \eta'} U_0(0 \leftarrow -\infty)
\end{aligned} \tag{6.85}$$

where

$$S_{\eta, \eta'} \equiv U_0(0 \leftarrow \eta) U(\eta \leftarrow \eta') U_0(\eta' \leftarrow 0) \tag{6.86}$$

Eq. (6.85) means that a simplified description of the time evolution in scattering events is possible in which the evolution is free at all times except sudden change at  $t = 0$  described by the unitary operator  $S_{\eta, \eta'}$ : Approximation (6.85) becomes more accurate if we increase the time interval  $[\eta', \eta]$  during which the exact time evolution is taken into account, i.e.,  $\eta' \rightarrow -\infty, \eta \rightarrow \infty$ . Therefore, the exact formula for the time evolution from  $-\infty$  to  $\infty$  can be written as

$$U(\infty \leftarrow -\infty) = U_0(\infty \leftarrow 0) S U_0(0 \leftarrow -\infty) \tag{6.87}$$

where the  $S$ -operator (or *scattering operator*) is defined by formula<sup>26</sup>

$$\begin{aligned}
S &= \lim_{\eta' \rightarrow -\infty, \eta \rightarrow \infty} S_{\eta, \eta'} \\
&= \lim_{\eta' \rightarrow -\infty, \eta \rightarrow \infty} U_0(0 \leftarrow \eta) U(\eta \leftarrow \eta') U_0(\eta' \leftarrow 0) \\
&= \lim_{\eta' \rightarrow -\infty, \eta \rightarrow \infty} e^{-\frac{i}{\hbar} H_0 \eta} e^{\frac{i}{\hbar} H(\eta - \eta')} e^{\frac{i}{\hbar} H_0 \eta'} \\
&= \lim_{\eta \rightarrow \infty} S(\eta)
\end{aligned} \tag{6.88}$$

where

$$S(\eta) = \lim_{\eta' \rightarrow -\infty} e^{-\frac{i}{\hbar} H_0 \eta} e^{\frac{i}{\hbar} H(\eta - \eta')} e^{\frac{i}{\hbar} H_0 \eta'} \tag{6.89}$$

---

<sup>26</sup>It can be shown that for properly prepared initial states and cluster separable interactions these limits exist. See also subsection 7.2.6 for discussions of the validity domain of the  $S$ -operator.

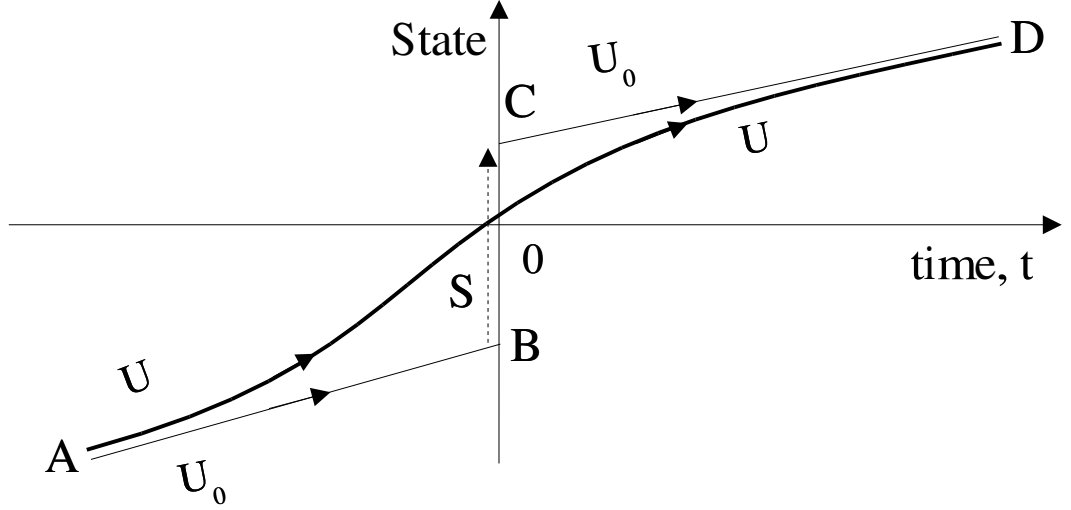


Figure 6.3: A schematic representation of the scattering process.

An important property of the  $S$ -operator is its “Poincaré invariance”, i.e., zero commutators with generators of the non-interacting representation of the Poincaré group [9, 72]

$$[S, H_0] = [S, \mathbf{P}_0] = [S, \mathbf{J}_0] = [S, \mathbf{K}_0] \quad (6.90)$$

This, in particular means that in (6.87) one can change places of  $U_0$  and  $S$ , so that the interacting time evolution operator can be written as the free time evolution operator times the  $S$ -operator

$$U(\infty \leftarrow -\infty) = SU_0(\infty \leftarrow -\infty) \quad (6.91)$$

$$= U_0(\infty \leftarrow -\infty)S \quad (6.92)$$

A better understanding of how scattering theory describes time evolution can be obtained from fig. 6.3. In this figure we plot the state of the scattering system (represented abstractly as a point on the vertical axis) as a function of time (the horizontal axis). The exact evolution of the state is governed by the full time evolution operator  $U$  and is shown by the thick line  $A \rightarrow D$ . In asymptotic regions (when  $t$  is large negative or large positive) the

interaction between parts of the scattering system is weak, and the exact time evolution can be well approximated by the free time evolution (described by the operator  $U_0$  and shown in the figure by two thin lines with arrows, one for large positive times  $CD$  and one for large negative times  $AB$ ). This approximation is better for time points far from the interaction region  $t = 0$ : The thick line asymptotically approaches thin lines in the remote past (around  $A$ ) and in the remote future (around  $D$ ). The past and future free evolutions can be extrapolated to time  $t = 0$ , and there is a gap  $B-C$  between these extrapolated states. The  $S$ -operator (shown by the dashed line) is designed to bridge this gap. It provides a mapping between extrapolated free states. Thus, the exact time evolution  $A \rightarrow D$  can be approximated by three steps. In this approximation, the system first evolves freely until time  $t = 0$ , i.e., from  $A$  to  $B$ . Then there is a sudden jump  $B \rightarrow C$  represented by the  $S$ -operator. Finally, the time evolution is free again  $C \rightarrow D$ . As seen from the figure, this description of the scattering process is perfectly exact, as long as we are interested only in the mapping from asymptotic states in the remote past  $A$  to asymptotic states in the remote future  $D$ . However, it is also clear that scattering theory does not provide a good description of the time evolution in the interacting region around  $t = 0$ , because in the scattering operator  $S$  the information about particle interactions enters integrated over the infinite time interval  $t \in [-\infty, \infty]$ . In order to describe the time evolution in the interaction region ( $t \approx 0$ ) the  $S$ -matrix approach is not suitable. The full interacting time evolution operator  $U$  is needed for this purpose.

In applications we are mostly interested in matrix elements of the  $S$ -operator,

$$S_{i \rightarrow f} = \langle f | S | i \rangle \quad (6.93)$$

where  $|i\rangle$  is a state of non-interacting initial particles and  $|f\rangle$  is a state of non-interacting final particles. Such matrix elements are called the *S-matrix*. The formulas relating the  $S$ -matrix to observable quantities, such as scattering cross-sections, can be found in any textbook on scattering theory.

### 6.5.2 S-operator in perturbation theory

There are various techniques available for calculations of the  $S$ -operator. Currently, the perturbation theory is the most powerful and effective one.

To derive the perturbation expansion for the  $S$ -operator, first note that the operator  $S(t)$  in (6.89) satisfies equation

$$\begin{aligned}
\frac{d}{dt}S(t) &= \frac{d}{dt} \lim_{t' \rightarrow -\infty} e^{-\frac{i}{\hbar}H_0t} e^{\frac{i}{\hbar}H(t-t')} e^{\frac{i}{\hbar}H_0t'} \\
&= \lim_{t' \rightarrow -\infty} (e^{-\frac{i}{\hbar}H_0t} (-\frac{i}{\hbar}H_0) e^{\frac{i}{\hbar}H(t-t')} e^{\frac{i}{\hbar}H_0t'} + e^{-\frac{i}{\hbar}H_0t} (\frac{i}{\hbar}H) e^{\frac{i}{\hbar}H(t-t')} e^{\frac{i}{\hbar}H_0t'}) \\
&= \lim_{t' \rightarrow -\infty} \frac{i}{\hbar} e^{-\frac{i}{\hbar}H_0t} (H - H_0) e^{\frac{i}{\hbar}H(t-t')} e^{\frac{i}{\hbar}H_0t'} \\
&= \lim_{t' \rightarrow -\infty} \frac{i}{\hbar} e^{-\frac{i}{\hbar}H_0t} V e^{\frac{i}{\hbar}H(t-t')} e^{\frac{i}{\hbar}H_0t'} \\
&= \lim_{t' \rightarrow -\infty} \frac{i}{\hbar} e^{-\frac{i}{\hbar}H_0t} V e^{\frac{i}{\hbar}H_0t} e^{-\frac{i}{\hbar}H_0t} e^{\frac{i}{\hbar}H(t-t')} e^{\frac{i}{\hbar}H_0t'} \\
&= \lim_{t' \rightarrow -\infty} \frac{i}{\hbar} V(t) e^{-\frac{i}{\hbar}H_0t} e^{\frac{i}{\hbar}H(t-t')} e^{\frac{i}{\hbar}H_0t'} \\
&= \frac{i}{\hbar} V(t) S(t)
\end{aligned} \tag{6.94}$$

where we denoted<sup>27</sup>

$$V(t) = e^{-\frac{i}{\hbar}H_0t} V e^{\frac{i}{\hbar}H_0t} \tag{6.95}$$

One can directly check that a solution of eq. (6.94) with the natural initial condition  $S(-\infty) = 1$  is given by the “old-fashioned” perturbation expansion

$$S(t) = 1 + \frac{i}{\hbar} \int_{-\infty}^t V(t') dt' - \frac{1}{\hbar^2} \int_{-\infty}^t V(t') dt' \int_{-\infty}^{t'} V(t'') dt'' + \dots,$$

Therefore

$$S = 1 + \frac{i}{\hbar} \int_{-\infty}^{+\infty} V(t) dt - \frac{1}{\hbar^2} \int_{-\infty}^{+\infty} V(t) dt \int_{-\infty}^t V(t') dt' + \dots \tag{6.96}$$

---

<sup>27</sup>Note that the  $t$ -dependence of  $V(t)$  does not mean that we are considering time-dependent interactions. The argument  $t$  has very little to do with actual *time dependence*, because real time dependence must be generated by the full interacting Hamiltonian  $H$  and not by the free Hamiltonian  $H_0$  as in eq. (6.95). The  $t$ -dependence in eq. (6.95) is just added for the convenience of calculation of the  $S$ -operator.

We will avoid discussion of the non-trivial convergence properties of the series on the right hand side of eq. (6.96). Throughout this book we will tacitly assume that all infinite perturbation series do converge.

In this book we will often use the following convenient symbols for  $t$ -integrals

$$\underline{Y(t)} \equiv \frac{i}{\hbar} \int_{-\infty}^t Y(t') dt' \quad (6.97)$$

$$\underbrace{Y(t)} \equiv \frac{i}{\hbar} \int_{-\infty}^{+\infty} Y(t') dt' \quad (6.98)$$

In this notation the perturbation expansion of the  $S$ -operator (6.96) can be written compactly as

$$S = 1 + \underbrace{\Sigma(t)} \quad (6.99)$$

where

$$\begin{aligned} & \Sigma(t) \\ = & V(t) + V(t)\underline{V(t)} + V(t)\underline{\underline{V(t)V(t)}} + V(t)\underline{\underline{\underline{V(t)V(t)V(t)}}} + \dots \end{aligned} \quad (6.100)$$

Formula (6.96) is not the only way to write the perturbation expansion for the  $S$ -operator, and, perhaps, not the most convenient one. In most books on quantum field theory the covariant Feynman–Dyson perturbation expansion [9] is used which involves a time ordering of operators in the integrands. However, for our purposes (especially in chapter 9) we found more useful yet another equivalent perturbative expression suggested by Magnus [73, 74, 75]<sup>28</sup>

$$S = \exp(\underbrace{F(t)}) \quad (6.101)$$

---

<sup>28</sup>The three perturbative expansions (old-fashioned, Feynman–Dyson, and Magnus) are equivalent in the sense that they converge to the same result if all perturbation orders are added up to infinity. However, in each fixed order  $n$  the three types of terms are different (the difference being of the order  $n + 1$  or higher).

where Hermitian operator  $F(t)$  will be referred to as the *scattering phase* operator. It is represented as a series of multiple commutators with time integrals

$$\begin{aligned}
F(t) &= V(t) - \frac{1}{2}[\underline{V(t)}, V(t)] + \frac{1}{6}[\underline{V(t)}, [\underline{V(t)}, V(t)]] \\
&+ \frac{1}{6}[[\underline{V(t)}, V(t)], V(t)] - \frac{1}{12}[\underline{V(t)}, [[\underline{V(t)}, V(t)], V(t)]] \\
&- \frac{1}{12}[[\underline{V(t)}, [\underline{V(t)}, V(t)]], V(t)] \\
&- \frac{1}{12}[[\underline{V(t)}, V(t)], [\underline{V(t)}, V(t)]] + \dots
\end{aligned} \tag{6.102}$$

One important advantage of this representation is that expression (6.101) for the  $S$ -operator is manifestly unitary at each perturbation order.

It follows from equation

$$S(t) = 1 + \underline{\Sigma(t)} = \exp(\underline{F(t)})$$

that operators  $\Sigma$  and  $F$  are related to each other

$$\Sigma(t) = \frac{d}{dt} \exp(\underline{F(t)}) \tag{6.103}$$

$$F(t) = \frac{d}{dt} \log(1 + \underline{\Sigma}) \tag{6.104}$$

so finding  $F$  or  $\Sigma$  are equivalent tasks.

### 6.5.3 Scattering equivalence of Hamiltonians

The  $S$ -operator and the Hamiltonian provide two different ways to describe dynamics. The Hamiltonian completely describes the time evolution for all time intervals, large or small. On the other hand, the  $S$ -operator represents time evolution in the “integral” form, i.e., knowing the state of the system in the infinite past  $|\Psi(-\infty)\rangle$ , the free Hamiltonian  $H_0$ , and the scattering operator  $S$ , we can find the state in the infinite future.<sup>29</sup>

---

<sup>29</sup>see eq. (6.92)



$$\begin{aligned}
|\Psi(\infty)\rangle &= U(\infty \leftarrow -\infty)|\Psi(-\infty)\rangle \\
&= U_0(\infty \leftarrow -\infty)S|\Psi(-\infty)\rangle
\end{aligned}$$

Calculations of the  $S$ -operator are much easier than those of the full time evolution, and yet they fully satisfy the needs of current experiments in high energy physics. This situation created an impression that a comprehensive theory can be constructed which uses the  $S$ -operator as the fundamental quantity rather than the Hamiltonian and wave functions. However, the  $S$ -operator description is not complete, and such a theory would be applicable only to a limited class of experiments.

In particular, the knowledge of the  $S$ -operator is sufficient to calculate scattering cross-sections as well as energies and lifetimes of stable and metastable bound states.<sup>30</sup> However, in order to describe the time evolution and wavefunctions of bound states, the knowledge of the  $S$ -operator is not enough: the full interacting Hamiltonian  $H$  is needed.

Knowing the full interacting Hamiltonian  $H$ , we can calculate the  $S$ -operator by formula (6.96). However, the inverse is not true: the same  $S$ -operator can be obtained from many different Hamiltonians. Suppose that two Hamiltonians  $H$  and  $H'$  are related to each other by a unitary transformation  $e^{i\Phi}$

$$H' = e^{i\Phi} H e^{-i\Phi}$$

Then they yield the same scattering (and Hamiltonians  $H$  and  $H'$  are called *scattering equivalent*) as long as condition

$$\lim_{t \rightarrow \pm\infty} e^{-\frac{i}{\hbar} H_0 t} \Phi e^{\frac{i}{\hbar} H_0 t} = 0 \quad (6.105)$$

is satisfied.<sup>31</sup> Indeed, in the limit  $t \rightarrow +\infty, t' \rightarrow -\infty$  we obtain [76]

---

<sup>30</sup>The two latter quantities are represented by positions of poles of the  $S$ -operator on the complex energy plane.

<sup>31</sup>A rather general class of operators  $\Phi$  that satisfy this condition will be found in Theorem 9.2 from subsection 9.2.3.

$$\begin{aligned}
S' &= \lim_{\eta' \rightarrow -\infty, \eta \rightarrow \infty} e^{-\frac{i}{\hbar} H_0 \eta} e^{\frac{i}{\hbar} H'(\eta - \eta')} e^{\frac{i}{\hbar} H_0 \eta'} \\
&= \lim_{\eta' \rightarrow -\infty, \eta \rightarrow \infty} e^{-\frac{i}{\hbar} H_0 \eta} (e^{i\Phi} e^{\frac{i}{\hbar} H(\eta - \eta')} e^{-i\Phi}) e^{\frac{i}{\hbar} H_0 \eta'} \\
&= \lim_{\eta' \rightarrow -\infty, \eta \rightarrow \infty} (e^{-\frac{i}{\hbar} H_0 \eta} e^{i\Phi} e^{\frac{i}{\hbar} H_0 \eta}) e^{-\frac{i}{\hbar} H_0 \eta} e^{\frac{i}{\hbar} H(\eta - \eta')} e^{\frac{i}{\hbar} H_0 \eta'} (e^{-\frac{i}{\hbar} H_0 \eta'} e^{-i\Phi} e^{\frac{i}{\hbar} H_0 \eta'}) \\
&= \lim_{\eta' \rightarrow -\infty, \eta \rightarrow \infty} e^{-\frac{i}{\hbar} H_0 \eta} e^{\frac{i}{\hbar} H(\eta - \eta')} e^{\frac{i}{\hbar} H_0 \eta'} \\
&= S
\end{aligned} \tag{6.106}$$

Note that due to Lemma F.11, the energy spectra of two scattering equivalent Hamiltonians  $H$  and  $H'$  are identical. However, their eigenvectors are different and corresponding descriptions of dynamics (e.g., via eq. (6.84)) are different too. Therefore scattering-equivalent theories may be not *physically* equivalent.

#### 6.5.4 Scattering equivalence of the point and instant forms

The  $S$ -matrix equivalence of Hamiltonians established in the preceding subsection remains valid even if the transformation  $e^{i\Phi}$  changes the relativistic form of dynamics [6, 7]. Here we would like to demonstrate this equivalence on an example of Dirac's point and instant forms of dynamics [6]. We will use definitions and notation from subsections 6.3.2 and 6.3.3.

Here we will prove that the unitary operator

$$\Theta = \zeta_0 \zeta^{-1}$$

where

$$\begin{aligned}
\zeta_0 &= \exp(-i \log(M_0 c^2) Z_0) \\
\zeta &= \exp(-i \log(M c^2) Z_0) \\
Z_0 &= \frac{1}{2\hbar} (\mathbf{Q}_0 \cdot \mathbf{X}_0 + \mathbf{X}_0 \cdot \mathbf{Q}_0)
\end{aligned}$$

transforms from a point form dynamics<sup>32</sup> to the Bakamjian-Thomas instant form dynamics,<sup>33</sup> without altering the  $S$ -operator. In other words, we will assume that a point form representation of the Poincaré group is given, which is built on operators<sup>34</sup>

$$\begin{aligned} M &\neq M_0 \\ \mathbf{P} &= \mathbf{Q}_0 M c^2 \\ \mathbf{J} &= \mathbf{J}_0 \\ \mathbf{R} &= \frac{\mathbf{X}_0}{M c^2} \end{aligned}$$

and we will demonstrate that the set of operators  $\Theta M \Theta^{-1}$ ,  $\Theta \mathbf{P} \Theta^{-1}$ ,  $\Theta \mathbf{J} \Theta^{-1}$ , and  $\Theta \mathbf{R} \Theta^{-1}$  generates a representation of the Poincaré group in the instant form. Moreover, the  $S$ -operators computed with the point-form Hamiltonian  $H = \sqrt{M^2 c^4 + P^2 c^2}$  and the instant form Hamiltonian  $H' = \Theta H \Theta^{-1}$  are the same.

Let us denote

$$\mathbf{Q}_0(b) = e^{ibZ_0} \mathbf{Q}_0 e^{-ibZ_0}, \quad b \in \mathbb{R}$$

From the commutator

$$[Z_0, \mathbf{Q}_0] = i\mathbf{Q}_0$$

it follows that

$$\begin{aligned} \frac{d}{db} \mathbf{Q}_0(b) &= i[Z_0, \mathbf{Q}_0] \\ &= -\mathbf{Q}_0 \end{aligned}$$

and

$$\mathbf{Q}_0(b) = e^{-b} \mathbf{Q}_0$$

---

<sup>32</sup>from subsection 6.3.3

<sup>33</sup> from subsection 6.3.2

<sup>34</sup>in the sense described in subsection 4.3.4

This formula remains valid even if  $b$  is a Hermitian operator commuting with both  $\mathbf{Q}_0$  and  $\mathbf{X}_0$ . For example, if  $b = \log(M_0 c^2)$ , then

$$\begin{aligned} e^{i \log(M_0 c^2) Z_0} \mathbf{Q}_0 e^{-i \log(M_0 c^2) Z_0} &= e^{-\log(M_0 c^2)} \mathbf{Q}_0 \\ &= M_0^{-1} c^{-2} \mathbf{Q}_0 \end{aligned}$$

Similarly, one can prove

$$\begin{aligned} e^{i \log(M c^2) Z_0} \mathbf{Q}_0 e^{-i \log(M c^2) Z_0} &= M^{-1} c^{-2} \mathbf{Q}_0 \\ e^{i \log(M_0 c^2) Z_0} \mathbf{X}_0 e^{-i \log(M_0 c^2) Z_0} &= M_0 c^2 \mathbf{X}_0 \\ e^{i \log(M c^2) Z_0} \mathbf{X}_0 e^{-i \log(M c^2) Z_0} &= M c^2 \mathbf{X}_0 \end{aligned}$$

which imply

$$\begin{aligned} \Theta \mathbf{P} \Theta^{-1} &= e^{-i \log(M_0 c^2) Z_0} e^{i \log(M c^2) Z_0} \mathbf{Q}_0 M c^2 e^{-i \log(M c^2) Z_0} e^{i \log(M_0 c^2) Z_0} \\ &= e^{-i \log(M_0 c^2) Z_0} \mathbf{Q}_0 e^{i \log(M_0 c^2) Z_0} \\ &= \mathbf{Q}_0 M_0 c^2 \\ &= \mathbf{P}_0 \\ \Theta \mathbf{J}_0 \Theta^{-1} &= \mathbf{J}_0 \\ \Theta \mathbf{R} \Theta^{-1} &= e^{-i \log(M_0 c^2) Z_0} e^{i \log(M c^2) Z_0} \mathbf{X}_0 M^{-1} c^{-2} e^{-i \log(M c^2) Z_0} e^{i \log(M_0 c^2) Z_0} \\ &= e^{-i \log(M_0 c^2) Z_0} \mathbf{X}_0 e^{i \log(M_0 c^2) Z_0} \\ &= \mathbf{X}_0 M_0^{-1} c^{-2} = \mathbf{R}_0 \end{aligned}$$

From these formulas it is clear that the transformed dynamics corresponds to the Bakamjian-Thomas instant form.

Let us now demonstrate that the operator  $S$  computed with the point form Hamiltonian  $H$  (6.38) is the same as the operator  $S'$  computed with the instant form Hamiltonian  $H' = \Theta H \Theta^{-1}$ . Note that we can write eq. (6.88) as

$$S = \Omega^+(H, H_0) \Omega^-(H, H_0)$$

where operators

$$\Omega^\pm(H, H_0) = \lim_{\eta \rightarrow \pm\infty} e^{-\frac{i}{\hbar} H_0 \eta} e^{\frac{i}{\hbar} H \eta}$$

are called Møller *wave operators*. Now we can use the Birman-Kato invariance principle [77] which states that  $\Omega^\pm(H, H_0) = \Omega^\pm(f(H), f(H_0))$  where  $f$  is any smooth function with positive derivative. Using the following connection between the point form mass operator  $M$  and the instant form mass operator  $M'$

$$\begin{aligned} M &= \zeta^{-1} M \zeta \\ &= \zeta^{-1} \Theta^{-1} M' \Theta \zeta \\ &= \zeta^{-1} \zeta \zeta_0^{-1} M' \zeta_0 \zeta^{-1} \zeta \\ &= \zeta_0^{-1} M' \zeta_0 \end{aligned}$$

we obtain

$$\begin{aligned} \Omega^\pm(H, H_0) &\equiv \Omega^\pm(M \sqrt{1 + \mathbf{Q}_0^2}, M_0 \sqrt{1 + \mathbf{Q}_0^2}) \\ &= \Omega^\pm(M, M_0) \\ &= \Omega^\pm(\zeta_0^{-1} M' \zeta_0, M_0) \\ &= \zeta_0^{-1} \Omega^\pm(M', M_0) \zeta_0 \\ &= \zeta_0^{-1} \Omega^\pm(\sqrt{(M')^2 c^4 + \mathbf{P}_0 c^2}, \sqrt{M_0^2 c^4 + \mathbf{P}_0 c^2}) \zeta_0 \\ &= \zeta_0^{-1} \Omega^\pm(H', H_0) \zeta_0 \end{aligned}$$

Therefore

$$\begin{aligned} S' &= \Omega^+(H', H_0) \Omega^-(H', H_0) \\ &= \zeta_0 \Omega^+(H, H_0) \zeta_0^{-1} \zeta_0 \Omega^-(H, H_0) \zeta_0^{-1} \\ &= \zeta_0 \Omega^+(H, H_0) \Omega^-(H, H_0) \zeta_0^{-1} \\ &= \zeta_0 S \zeta_0^{-1} \end{aligned}$$

but  $S$  commutes with free generators (6.90) and thus commutes with  $\zeta_0$ , which implies that  $S' = S$ , and transformation  $\Theta$  conserves the  $S$ -matrix.

In addition to the scattering equivalence of the instant and point forms proved above, Sokolov and Shatnii [6, 7] established the equivalence of three major forms of dynamics - the instant, point, and front forms. Then, it seems reasonable to assume that the same  $S$ -operator can be obtained in any form of dynamics.

The scattering equivalence of the  $S$ -operator is of great help in practical calculations. If we are interested only in scattering properties and in energies of bound states,<sup>35</sup> then we can choose the most convenient scattering-equivalent Hamiltonian and the most convenient form of dynamics. However, as we mentioned already, the scattering equivalence of Hamiltonians and forms of dynamics does not mean their complete physical equivalence. We will see in subsection 10.2.7 that the instant form of dynamics should be preferred in those cases when desired physical properties cannot be described by the  $S$ -operator. The remaining freedom to choose among instant-form scattering-equivalent Hamiltonians will be used in chapter 9 to solve the problem of ultraviolet infinities in QED.

---

<sup>35</sup>In high energy physics virtually all experimental information about interactions of fundamental particles comes from these data.

# Chapter 7

## THE FOCK SPACE

*This subject has been thoroughly worked out and is now understood. A thesis on this topic, even a correct one, will not get you a job.*

R.F. Streater

The theory of interacting particles was formulated in chapter 6 in the Hilbert space with a fixed particle content. This theory was incomplete, because it could not describe many physical processes which can change particle types and numbers. Familiar examples of such processes include the emission and absorption of light (photons) in electrodynamics, decays, neutrino oscillations, etc. The persistence of particle creation and destruction processes at high energies follows from the famous Einstein's formula  $E = mc^2$ . This formula, in particular, implies that if a system of particles has sufficient energy  $E$  of their relative motion, then this energy can be converted to the mass  $m$  of newly created particles. Inversely, the mass can be converted to the kinetic energy, e.g., in decays. Generally, there is no limit on how many particles can be created in collisions, so the Hilbert space of any realistic quantum mechanical system should include states with arbitrary number of particles (from zero to infinity) of all types. Such a Hilbert space is called the *Fock space*.

For simplicity, in this chapter, and in the rest of this book we will consider a world in which there are only five particle species: electrons  $e^-$ , positrons  $e^+$ , protons  $p^+$ , antiprotons  $p^-$ , and photons  $\gamma$ .<sup>1</sup> We will limit our discussion to electromagnetic interactions between these particles, so we are going to neglect the internal structure of the (anti)proton and completely disregard strong, weak and gravitational interactions. In other words, we will build a description of these particles and their interactions in terms of *quantum electrodynamics* (QED).

## 7.1 Annihilation and creation operators

In this section we are going to build the Fock space  $\mathcal{H}$  of QED and introduce creation and annihilation operators which provide a very convenient notation for working with arbitrary operators in  $\mathcal{H}$ .

### 7.1.1 Sectors with fixed numbers of particles

The number of particles of a given type is readily measured in experiment, so we can introduce 5 new observables in our theory: the numbers of electrons ( $N_{el}$ ), positrons ( $N_{po}$ ), protons ( $N_{pr}$ ), antiprotons ( $N_{an}$ ), and photons ( $N_{ph}$ ). According to general rules of quantum mechanics, these observables must be represented by five Hermitian operators in the Hilbert (Fock) space  $\mathcal{H}$ . Apparently, the allowed values (the spectrum) for the number of particles of each type are non-negative integers (0,1,2,...). We assume that these observables can be measured simultaneously, therefore the corresponding operators commute with each other, and have common spectrum. So, the Fock space  $\mathcal{H}$  separates into a direct sum of corresponding orthogonal eigensubspaces or *sectors*  $\mathcal{H}(i, j, k, l, m)$  with  $i$  electrons,  $j$  positrons,  $k$  protons,  $l$  antiprotons, and  $m$  photons

$$\mathcal{H} = \oplus_{ijklm=0}^{\infty} \mathcal{H}(i, j, k, l, m) \quad (7.1)$$

where

---

<sup>1</sup>We will consider other types of particles in our discussions of decays in sections 13.1 and 13.



$$\begin{aligned}
N_{el}\mathcal{H}(i, j, k, l, m) &= i\mathcal{H}(i, j, k, l, m) \\
N_{po}\mathcal{H}(i, j, k, l, m) &= j\mathcal{H}(i, j, k, l, m) \\
N_{pr}\mathcal{H}(i, j, k, l, m) &= k\mathcal{H}(i, j, k, l, m) \\
N_{an}\mathcal{H}(i, j, k, l, m) &= l\mathcal{H}(i, j, k, l, m) \\
N_{ph}\mathcal{H}(i, j, k, l, m) &= m\mathcal{H}(i, j, k, l, m)
\end{aligned}$$

The one-dimensional subspace with no particles  $\mathcal{H}(0, 0, 0, 0, 0)$  is called the *vacuum subspace*. The *vacuum vector*  $|0\rangle$  is then defined as a vector in this subspace, up to an insignificant phase factor. The one-particle sectors are built using prescriptions from chapter 5. The subspaces  $\mathcal{H}(1, 0, 0, 0, 0)$  and  $\mathcal{H}(0, 1, 0, 0, 0)$  correspond to one electron and one positron, respectively. They are subspaces of unitary irreducible representations of the Poincaré group characterized by the mass  $m = 0.511 \text{ MeV}/c^2$  and spin  $1/2$  (see Table 5.1). The subspaces  $\mathcal{H}(0, 0, 1, 0, 0)$  and  $\mathcal{H}(0, 0, 0, 1, 0)$  correspond to one proton and one antiproton, respectively. They have mass  $M = 938.3 \text{ MeV}/c^2$  and spin  $1/2$ . The subspace  $\mathcal{H}(0, 0, 0, 0, 1)$  correspond to one photon. It is characterized by zero mass, and it is a direct sum of two irreducible subspaces with helicities 1 and -1.

Sectors with two or more particles are constructed as (anti)symmetrized tensor products of one-particle sectors.<sup>2</sup> For example, if we denote  $\mathcal{H}_{el}$  the one-electron Hilbert space and  $\mathcal{H}_{ph}$  the one-photon Hilbert space, then sectors having only electrons and photons can be written as

$$\mathcal{H}(0, 0, 0, 0, 0) = |0\rangle \quad (7.2)$$

$$\mathcal{H}(1, 0, 0, 0, 0) = \mathcal{H}_{el} \quad (7.3)$$

$$\mathcal{H}(0, 0, 0, 0, 1) = \mathcal{H}_{ph} \quad (7.4)$$

$$\mathcal{H}(1, 0, 0, 0, 1) = \mathcal{H}_{el} \otimes \mathcal{H}_{ph} \quad (7.5)$$

$$\mathcal{H}(2, 0, 0, 0, 0) = \mathcal{H}_{el} \otimes_{asym} \mathcal{H}_{el} \quad (7.6)$$

$$\mathcal{H}(0, 0, 0, 0, 2) = \mathcal{H}_{ph} \otimes_{sym} \mathcal{H}_{ph} \quad (7.7)$$

$$\mathcal{H}(1, 0, 0, 0, 2) = \mathcal{H}_{el} \otimes (\mathcal{H}_{ph} \otimes_{sym} \mathcal{H}_{ph}) \quad (7.8)$$

$$\mathcal{H}(2, 0, 0, 0, 1) = \mathcal{H}_{ph} \otimes (\mathcal{H}_{el} \otimes_{asym} \mathcal{H}_{el}) \quad (7.9)$$

$$\mathcal{H}(2, 0, 0, 0, 2) = (\mathcal{H}_{ph} \otimes_{sym} \mathcal{H}_{ph}) \otimes (\mathcal{H}_{el} \otimes_{asym} \mathcal{H}_{el}) \quad (7.10)$$

---

<sup>2</sup>see discussion in section 6.1

...

In each sector of the Fock space we can define observables of individual particles, e.g., position momentum, spin, etc., as described in subsection 6.1.2. Then, in each sector we can select a basis of common eigenvectors of a full set of mutually commuting one-particle observables. For future discussions it will be convenient to use the basis in which momenta and  $z$ -components of the spin  $\sigma$  of massive particles (or helicity  $\tau$  of massless particles) are diagonal. For example, the basis vectors in the two-electron sector  $\mathcal{H}_{el} \otimes_{asym} \mathcal{H}_{el}$  are denoted by

$$|\mathbf{p}_1\sigma_1; \mathbf{p}_2\sigma_2\rangle$$

### 7.1.2 Non-interacting representation of the Poincaré group

The above construction provides us with the Hilbert (Fock) space  $\mathcal{H}$  where multiparticle states and observables of our theory reside and where a convenient orthonormal basis set is defined. To complete the formalism we need to build a realistic interacting representation of the Poincaré group in  $\mathcal{H}$ . Let us first fulfill an easier task and construct the non-interacting representation  $U_g^0$  of the Poincaré group in the Fock space  $\mathcal{H}$ .

From subsection 6.2.1, we already know how to build the non-interacting representation of the Poincaré group in each individual sector of  $\mathcal{H}$ . This can be done by making tensor products (with proper (anti)symmetrization) of single particle irreducible representations  $U_g^{el}, U_g^{ph}$ , etc. Then the *non-interacting* representation of the Poincaré group in the entire Fock space is constructed as a direct sum of sector representations. In agreement with the sector decomposition of the Fock space (7.2) - (7.10) we can write

$$U_g^0 = 1 \oplus U_g^{el} \oplus U_g^{ph} \oplus (U_g^{el} \otimes U_g^{ph}) \oplus (U_g^{el} \otimes_{asym} U_g^{el}) \dots \quad (7.11)$$

Generators of this representation will be denoted as  $(H_0, \mathbf{P}_0, \mathbf{J}_0, \mathbf{K}_0)$ . In each sector these generators are simply sums of one-particle generators (see eqs. (6.10) - (6.13)). As usual, operators  $H_0$ ,  $\mathbf{P}_0$ , and  $\mathbf{J}_0$  describe the *total* energy, linear momentum, and angular momentum of the non-interacting system, respectively.

Here we immediately face a serious problem. Consider, for example, the free Hamiltonian represented as a direct sum of components in each sector

$$H_0 = H_0(0, 0, 0, 0, 0) \oplus H_0(1, 0, 0, 0, 0) \oplus H_0(0, 0, 0, 0, 1) \oplus H_0(1, 0, 0, 0, 1) \oplus \dots$$

It is tempting to use notation from section 6.2 and express the Hamiltonian in each sector using corresponding observables of individual particles  $\mathbf{p}_1$ ,  $\mathbf{p}_2$ , etc. For example, in the sector  $\mathcal{H}(1, 0, 0, 0, 0)$ , the free Hamiltonian is

$$H_0(1, 0, 0, 0, 0) = \sqrt{m^2 c^4 + p^2 c^2} \quad (7.12)$$

while in the sector  $\mathcal{H}(2, 0, 0, 0, 2)$  the Hamiltonian is<sup>3</sup>

$$H_0(2, 0, 0, 0, 2) = p_1 c + p_2 c + \sqrt{m^2 c^4 + p_3^2 c^2} + \sqrt{m^2 c^4 + p_4^2 c^2} \quad (7.13)$$

Clearly, this notation is very cumbersome because it does not provide a unique expression for the operator  $H_0$  in the entire Fock space. Moreover, it is not clear at all how one can use this notation to express operators changing the number of particles, i.e., moving state vectors across sector boundaries. We need to find a better and simpler way to write operators in the Fock space. This task is accomplished by introduction of annihilation and creation operators in the rest of this section.

### 7.1.3 Creation and annihilation operators. Fermions

First, it is instructive to consider the case of the discrete spectrum of momentum. This can be achieved by using the standard trick of putting the system in a box or applying periodic boundary conditions. Then eigenvalues of the momentum operator form a discrete 3D lattice  $\mathbf{p}_i$ , and the usual continuous momentum spectrum can be obtained as a limit when the size of the box tends to infinity.

Let us examine the case of electrons. We define the (linear) *creation operator*  $a_{\mathbf{p},\sigma}^\dagger$  for the electron with momentum  $\mathbf{p}$  and spin projection  $\sigma$  by its action on basis vectors with  $n$  electrons

---

<sup>3</sup>Two photons are denoted by indices 1 and 2, and two electrons are denoted by indices 3 and 4

$$|\mathbf{p}_1, \sigma_1; \mathbf{p}_2, \sigma_2; \dots; \mathbf{p}_n, \sigma_n\rangle \quad (7.14)$$

We need to distinguish two cases. The first case is when the one-particle state  $(\mathbf{p}, \sigma)$  is among the states listed in (7.14), for example  $(\mathbf{p}, \sigma) = (\mathbf{p}_i, \sigma_i)$ . Since electrons are fermions, and two fermions cannot occupy the same state due to the Pauli exclusion principle, this action leads to a zero result, i.e.

$$a_{\mathbf{p}_i, \sigma_i}^\dagger |\mathbf{p}_1, \sigma_1; \mathbf{p}_2, \sigma_2; \dots; \mathbf{p}_n, \sigma_n\rangle = 0 \quad (7.15)$$

The second case is when the created one-particle state  $(\mathbf{p}, \sigma)$  is not among the states listed in (7.14). Then the creation operator  $a_{\mathbf{p}, \sigma}^\dagger$  just adds one electron in the state  $(\mathbf{p}, \sigma)$  to the beginning of the list of particles

$$a_{\mathbf{p}, \sigma}^\dagger |\mathbf{p}_1, \sigma_1; \mathbf{p}_2, \sigma_2; \dots; \mathbf{p}_n, \sigma_n\rangle = |\mathbf{p}, \sigma; \mathbf{p}_1, \sigma_1; \mathbf{p}_2, \sigma_2; \dots; \mathbf{p}_n, \sigma_n\rangle \quad (7.16)$$

Operator  $a_{\mathbf{p}, \sigma}^\dagger$  has transformed the state with  $n$  electrons to the state with  $n + 1$  electrons. Applying multiple creation operators to the vacuum state  $|0\rangle$  we can construct all basis vectors in the Fock space. For example,

$$a_{\mathbf{p}_1, \sigma_1}^\dagger a_{\mathbf{p}_2, \sigma_2}^\dagger |0\rangle = |\mathbf{p}_1, \sigma_1; \mathbf{p}_2, \sigma_2\rangle$$

is a basis vector in the 2-electron sector.

We define the electron *annihilation operator*  $a_{\mathbf{p}, \sigma}$  as operator adjoint to the creation operator  $a_{\mathbf{p}, \sigma}^\dagger$ . It can be proven [9] that the action of  $a_{\mathbf{p}, \sigma}$  on the  $n$ -electron state (7.14) is the following. If the electron state with parameters  $(\mathbf{p}, \sigma)$  was already occupied, e.g.  $(\mathbf{p}, \sigma) = (\mathbf{p}_i, \sigma_i)$  then this state is “annihilated” and the number of particles in the system is reduced by one

$$\begin{aligned} & a_{\mathbf{p}, \sigma} |\mathbf{p}_1, \sigma_1; \dots; \mathbf{p}_{i-1}, \sigma_{i-1}; \mathbf{p}_i, \sigma_i; \mathbf{p}_{i+1}, \sigma_{i+1}; \dots; \mathbf{p}_n, \sigma_n\rangle \\ &= (-1)^P |\mathbf{p}_1, \sigma_1; \dots; \mathbf{p}_{i-1}, \sigma_{i-1}; \mathbf{p}_{i+1}, \sigma_{i+1}; \dots; \mathbf{p}_n, \sigma_n\rangle \end{aligned} \quad (7.17)$$

where  $P$  is the number of permutations of particles required to bring the one-particle  $i$  to the first place in the list. If the state  $(\mathbf{p}, \sigma)$  is not present in the list, i.e.,  $(\mathbf{p}, \sigma) \neq (\mathbf{p}_i, \sigma_i)$  for each  $i$ , then

$$a_{\mathbf{p},\sigma}|\mathbf{p}_1, \sigma_1; \mathbf{p}_2, \sigma_2; \dots; \mathbf{p}_n, \sigma_n\rangle = 0 \quad (7.18)$$

Annihilation operators always yield zero when acting on the vacuum state

$$a_{\mathbf{p},\sigma}|0\rangle = 0$$

The above formulas fully define the action of creation and annihilation operators on basis vectors in purely electronic sectors. These rules are easily generalized to all states: they do not change if other particles are present, and they can be extended to linear combinations of the basis vectors by linearity. Creation and annihilation operators for other fermions - positrons, protons, and antiprotons - are constructed similarly.

For brevity we will refer to creation and annihilation operators collectively as to *particle operators*. This will distinguish them from operators of momentum, position, energy, etc. of individual particles which will be called *particle observables*. Let us emphasize that creation and annihilation operators are not intended to directly describe any real physical process of changing the number of particles in the system, and they do not correspond to physical observables. They are just formal mathematical objects that simplify the notation for other operators having more direct physical meaning. We will see how operators of observables are built from particle operators later in this book, e.g., in subsections 7.1.8 and 9.3.1.

#### 7.1.4 Anticommutators of particle operators

Although definitions (7.15) - (7.18) clearly express the meaning of particle operators, they are not very convenient in practical calculations. The anticommutation relations between particle operators are much more useful. Let us consider the following anticommutator of fermion operators

$$\{a_{\mathbf{p}',\sigma'}, a_{\mathbf{p},\sigma}^\dagger\} \equiv a_{\mathbf{p},\sigma}^\dagger a_{\mathbf{p}',\sigma'} + a_{\mathbf{p}',\sigma'} a_{\mathbf{p},\sigma}^\dagger$$

in which  $(\mathbf{p}, \sigma) \neq (\mathbf{p}', \sigma')$ . Acting on a state  $|\mathbf{p}'', \sigma''\rangle$  which is different from both  $|\mathbf{p}, \sigma\rangle$  and  $|\mathbf{p}', \sigma'\rangle$ , we obtain

$$\begin{aligned}
(a_{\mathbf{p},\sigma}^\dagger a_{\mathbf{p}',\sigma'} + a_{\mathbf{p}',\sigma'} a_{\mathbf{p},\sigma}^\dagger) |\mathbf{p}'', \sigma''\rangle &= a_{\mathbf{p}',\sigma'} |\mathbf{p}, \sigma; \mathbf{p}'', \sigma''\rangle \\
&= 0
\end{aligned}$$

Similarly, we obtain

$$(a_{\mathbf{p},\sigma}^\dagger a_{\mathbf{p}',\sigma'} + a_{\mathbf{p}',\sigma'} a_{\mathbf{p},\sigma}^\dagger) |\mathbf{p}, \sigma\rangle = 0$$

and

$$\begin{aligned}
(a_{\mathbf{p},\sigma}^\dagger a_{\mathbf{p}',\sigma'} + a_{\mathbf{p}',\sigma'} a_{\mathbf{p},\sigma}^\dagger) |\mathbf{p}', \sigma'\rangle &= a_{\mathbf{p},\sigma}^\dagger |0\rangle + a_{\mathbf{p}',\sigma'} |\mathbf{p}, \sigma; \mathbf{p}', \sigma'\rangle \\
&= |\mathbf{p}, \sigma\rangle - |\mathbf{p}, \sigma\rangle \\
&= 0
\end{aligned}$$

One can easily demonstrate that the result is still zero when acting on zero-, two-, three-, etc. particle states as well as on their linear combinations. So, we conclude that

$$\{a_{\mathbf{p}',\sigma'}, a_{\mathbf{p},\sigma}^\dagger\} = 0, \text{ if } (\mathbf{p}, \sigma) \neq (\mathbf{p}', \sigma')$$

Similarly, in the case  $(\mathbf{p}, \sigma) = (\mathbf{p}', \sigma')$  we obtain

$$\{a_{\mathbf{p},\sigma}^\dagger, a_{\mathbf{p},\sigma}\} = 1$$

Therefore for all values of  $\mathbf{p}$ ,  $\mathbf{p}'$ ,  $\sigma$ , and  $\sigma'$  we have

$$\{a_{\mathbf{p},\sigma}^\dagger, a_{\mathbf{p}',\sigma'}\} = \delta_{\mathbf{p},\mathbf{p}'} \delta_{\sigma,\sigma'} \quad (7.19)$$

Using similar arguments one can show that

$$\begin{aligned}
\{a_{\mathbf{p},\sigma}^\dagger, a_{\mathbf{p}',\sigma'}^\dagger\} &= 0 \\
\{a_{\mathbf{p},\sigma}, a_{\mathbf{p}',\sigma'}\} &= 0
\end{aligned}$$

### 7.1.5 Creation and annihilation operators. Photons

For photons, which are bosons, the properties of creation and annihilation operators are slightly different from those described above. Two or more bosons may coexist in the same state. Therefore, we define the action of the photon creation operator  $c_{\mathbf{p},\tau}^\dagger$  on a many-photon state as

$$c_{\mathbf{p},\tau}^\dagger |\mathbf{p}_1, \tau_1; \mathbf{p}_2, \tau_2; \dots; \mathbf{p}_n, \tau_n\rangle = |\mathbf{p}, \tau; \mathbf{p}_1, \tau_1; \mathbf{p}_2, \tau_2; \dots; \mathbf{p}_n, \tau_n\rangle$$

independent of whether or not the state  $(\mathbf{p}, \tau)$  already existed. The action of the adjoint photon annihilation operator  $c_{\mathbf{p},\tau}$  is

$$c_{\mathbf{p},\tau} |\mathbf{p}_1, \tau_1; \mathbf{p}_2, \tau_2; \dots; \mathbf{p}_n, \tau_n\rangle = 0$$

if the annihilated state  $(\mathbf{p}, \tau)$  was not present, and

$$\begin{aligned} & c_{\mathbf{p}_i, \tau_i} |\mathbf{p}_1, \tau_1; \dots; \mathbf{p}_{i-1}, \tau_{i-1}; \mathbf{p}_i, \tau_i; \mathbf{p}_{i+1}, \tau_{i+1}; \dots; \mathbf{p}_n, \tau_n\rangle \\ &= |\mathbf{p}_1, \tau_1; \dots; \mathbf{p}_{i-1}, \tau_{i-1}; \mathbf{p}_{i+1}, \tau_{i+1}; \dots; \mathbf{p}_n, \tau_n\rangle \end{aligned}$$

otherwise.

The above formulas are easily extended to states where, in addition to photons, other particles are also present. The action of creation and annihilation operators on linear combinations of basis vectors is obtained by linearity.

Similar to subsection 7.1.4, we obtain the following *commutation* relations for photon creation and annihilation operators

$$\begin{aligned} [c_{\mathbf{p},\tau}, c_{\mathbf{p}',\tau'}^\dagger] &= \delta_{\mathbf{p},\mathbf{p}'} \delta_{\tau,\tau'} \\ [c_{\mathbf{p},\tau}, c_{\mathbf{p}',\tau'}] &= 0 \\ [c_{\mathbf{p},\tau}^\dagger, c_{\mathbf{p}',\tau'}^\dagger] &= 0 \end{aligned}$$

### 7.1.6 Particle number operators

With the help of particle creation and annihilation operators we can now build explicit expressions for various operators in the Fock space. Consider, for example, the product of two photon operators

$$N_{\mathbf{p},\tau} = c_{\mathbf{p},\tau}^\dagger c_{\mathbf{p},\tau} \quad (7.20)$$

Acting on a state with two photons with quantum numbers  $(\mathbf{p}, \tau)$  this operator yields

$$\begin{aligned} N_{\mathbf{p},\tau} |\mathbf{p}, \tau; \mathbf{p}, \tau\rangle &= N_{\mathbf{p},\tau} c_{\mathbf{p},\tau}^\dagger c_{\mathbf{p},\tau}^\dagger |0\rangle \\ &= c_{\mathbf{p},\tau}^\dagger c_{\mathbf{p},\tau} c_{\mathbf{p},\tau}^\dagger c_{\mathbf{p},\tau}^\dagger |0\rangle \\ &= c_{\mathbf{p},\tau}^\dagger c_{\mathbf{p},\tau}^\dagger c_{\mathbf{p},\tau} c_{\mathbf{p},\tau}^\dagger |0\rangle + c_{\mathbf{p},\tau}^\dagger c_{\mathbf{p},\tau}^\dagger |0\rangle \\ &= c_{\mathbf{p},\tau}^\dagger c_{\mathbf{p},\tau}^\dagger c_{\mathbf{p},\tau} c_{\mathbf{p},\tau}^\dagger |0\rangle + 2c_{\mathbf{p},\tau}^\dagger c_{\mathbf{p},\tau}^\dagger |0\rangle \\ &= 2|\mathbf{p}, \tau; \mathbf{p}, \tau\rangle \end{aligned}$$

while acting on the state  $|\mathbf{p}, \tau; \mathbf{p}', \tau'\rangle$  we obtain

$$\begin{aligned} N_{\mathbf{p},\tau} |\mathbf{p}, \tau; \mathbf{p}', \tau'\rangle &= N_{\mathbf{p},\tau} c_{\mathbf{p},\tau}^\dagger c_{\mathbf{p}',\tau'}^\dagger |0\rangle \\ &= c_{\mathbf{p},\tau}^\dagger c_{\mathbf{p},\tau} c_{\mathbf{p}',\tau'}^\dagger c_{\mathbf{p}',\tau'}^\dagger |0\rangle \\ &= c_{\mathbf{p},\tau}^\dagger c_{\mathbf{p},\tau}^\dagger c_{\mathbf{p},\tau} c_{\mathbf{p}',\tau'}^\dagger |0\rangle + c_{\mathbf{p},\tau}^\dagger c_{\mathbf{p}',\tau'}^\dagger |0\rangle \\ &= c_{\mathbf{p},\tau}^\dagger c_{\mathbf{p},\tau}^\dagger c_{\mathbf{p}',\tau'} c_{\mathbf{p},\tau} |0\rangle + c_{\mathbf{p},\tau}^\dagger c_{\mathbf{p}',\tau'}^\dagger |0\rangle \\ &= |\mathbf{p}, \tau; \mathbf{p}', \tau'\rangle \end{aligned}$$

These examples should convince us that operator  $N_{\mathbf{p},\tau}$  works as a counter of the number of photons with quantum numbers  $(\mathbf{p}, \tau)$ .

### 7.1.7 Continuous spectrum of momentum

Properties of creation and annihilation operators presented in preceding subsections were derived for the case of discrete spectrum of momentum. In reality the spectrum of momentum is continuous, and the above results should be modified by taking the “large box” limit. We can guess that in this limit eq. (7.19) transforms to

$$\{a_{\mathbf{p}',\sigma'}, a_{\mathbf{p},\sigma}^\dagger\} = \delta_{\sigma,\sigma'} \delta(\mathbf{p} - \mathbf{p}') \quad (7.21)$$



The following chain of formulas<sup>4</sup>

$$\begin{aligned}
\delta_{\sigma,\sigma'}\delta(\mathbf{p} - \mathbf{p}') &= \langle \mathbf{p}, \sigma | \mathbf{p}', \sigma' \rangle \\
&= \langle 0 | a_{\mathbf{p},\sigma} a_{\mathbf{p}',\sigma'}^\dagger | 0 \rangle \\
&= -\langle 0 | a_{\mathbf{p}',\sigma'}^\dagger a_{\mathbf{p},\sigma} | 0 \rangle + \delta_{\sigma,\sigma'}\delta(\mathbf{p} - \mathbf{p}') \\
&= \delta_{\sigma,\sigma'}\delta(\mathbf{p} - \mathbf{p}')
\end{aligned}$$

confirms that our choice (7.21) is consistent with normalization of momentum eigenvectors (5.15).

The same arguments now can be applied to positrons (operators  $b_{\mathbf{p},\sigma}$  and  $b_{\mathbf{p},\sigma}^\dagger$ ), protons ( $d_{\mathbf{p},\sigma}$  and  $d_{\mathbf{p},\sigma}^\dagger$ ), antiprotons ( $f_{\mathbf{p},\sigma}$  and  $f_{\mathbf{p},\sigma}^\dagger$ ), and photons ( $c_{\mathbf{p},\tau}$  and  $c_{\mathbf{p},\tau}^\dagger$ ). So, finally, we obtain the full set of anticommutation and commutation relations pertinent to QED

$$\begin{aligned}
&\{a_{\mathbf{p},\sigma}, a_{\mathbf{p}',\sigma'}^\dagger\} = \{b_{\mathbf{p},\sigma}, b_{\mathbf{p}',\sigma'}^\dagger\} \\
&= \{d_{\mathbf{p},\sigma}, d_{\mathbf{p}',\sigma'}^\dagger\} = \{f_{\mathbf{p},\sigma}, f_{\mathbf{p}',\sigma'}^\dagger\} = \delta(\mathbf{p} - \mathbf{p}')\delta_{\sigma\sigma'} \quad (7.22)
\end{aligned}$$

$$\begin{aligned}
&\{a_{\mathbf{p},\sigma}, a_{\mathbf{p}',\sigma'}\} = \{b_{\mathbf{p},\sigma}, b_{\mathbf{p}',\sigma'}\} = \{d_{\mathbf{p},\sigma}, d_{\mathbf{p}',\sigma'}\} = \{f_{\mathbf{p},\sigma}, f_{\mathbf{p}',\sigma'}\} \\
&= \{a_{\mathbf{p},\sigma}^\dagger, a_{\mathbf{p}',\sigma'}^\dagger\} = \{b_{\mathbf{p},\sigma}^\dagger, b_{\mathbf{p}',\sigma'}^\dagger\} \\
&= \{d_{\mathbf{p},\sigma}^\dagger, d_{\mathbf{p}',\sigma'}^\dagger\} = \{f_{\mathbf{p},\sigma}^\dagger, f_{\mathbf{p}',\sigma'}^\dagger\} = 0 \quad (7.23)
\end{aligned}$$

$$[c_{\mathbf{p},\tau}, c_{\mathbf{p}',\tau'}^\dagger] = \delta(\mathbf{p} - \mathbf{p}')\delta_{\tau\tau'} \quad (7.24)$$

$$[c_{\mathbf{p},\tau}^\dagger, c_{\mathbf{p}',\tau'}^\dagger] = [c_{\mathbf{p},\tau}, c_{\mathbf{p}',\tau'}] = 0 \quad (7.25)$$

Commutators of operators related to different particles are always zero.

In the continuous momentum limit, the analog of the particle counter operator (7.20)

$$\rho_{\mathbf{p},\tau} = c_{\mathbf{p},\tau}^\dagger c_{\mathbf{p},\tau} \quad (7.26)$$

can be interpreted as the *density* of photons with helicity  $\tau$  at momentum  $\mathbf{p}$ . By summing over photon polarizations and integrating density (7.26) we can define an operator for the total number of photons in the system

---

<sup>4</sup>see eq. (5.15)

$$N_{ph} = \sum_{\tau} \int d\mathbf{p} c_{\mathbf{p},\tau}^{\dagger} c_{\mathbf{p},\tau}$$

We can also write down similar operator expressions for the numbers of other particles. For example

$$N_{el} = \sum_{\sigma} \int d\mathbf{p} a_{\mathbf{p},\sigma}^{\dagger} a_{\mathbf{p},\sigma}$$

is the electron number operator. Then operator

$$N = N_{el} + N_{po} + N_{pr} + N_{an} + N_{ph} \quad (7.27)$$

corresponds to the total number of all particles in the system.

### 7.1.8 Generators of the non-interacting representation

Now we can fully appreciate the benefit of introducing annihilation and creation operators. The expression for the non-interacting Hamiltonian  $H_0$  can be simply obtained from the particle number operator (7.27) by multiplying the integrands (particle densities in the momentum space) by energies of free particles.

$$\begin{aligned} H_0 &= \int d\mathbf{p} \omega_{\mathbf{p}} \sum_{\sigma=\pm 1/2} [a_{\mathbf{p},\sigma}^{\dagger} a_{\mathbf{p},\sigma} + b_{\mathbf{p},\sigma}^{\dagger} b_{\mathbf{p},\sigma}] \\ &+ \int d\mathbf{p} \Omega_{\mathbf{p}} \sum_{\sigma=\pm 1/2} [d_{\mathbf{p},\sigma}^{\dagger} d_{\mathbf{p},\sigma} + f_{\mathbf{p},\sigma}^{\dagger} f_{\mathbf{p},\sigma}] \\ &+ c \int d\mathbf{p} p \sum_{\tau=\pm 1} c_{\mathbf{p},\tau}^{\dagger} c_{\mathbf{p},\tau} \end{aligned} \quad (7.28)$$

where we denoted  $\omega_{\mathbf{p}} = \sqrt{m^2 c^4 + p^2 c^2}$  the energy of free electrons and positrons and  $\Omega_{\mathbf{p}} = \sqrt{M^2 c^4 + p^2 c^2}$  the energy of free protons and antiprotons, and  $cp$  is the energy of free photons. So, this formula is no more complicated than just summing up free energies of all particles in the system. One

can easily verify that  $H_0$  in (7.28) acts on states in the sector  $\mathcal{H}(1, 0, 0, 0, 0)$  just as eq. (7.12) and it acts on states in the sector  $\mathcal{H}(2, 0, 0, 0, 2)$  just as eq. (7.13). So, we have obtained a single expression which works equally well in all sectors of the Fock space. Similar arguments demonstrate that operator

$$\begin{aligned} \mathbf{P}_0 &= \int d\mathbf{p} \sum_{\sigma=\pm 1/2} [a_{\mathbf{p},\sigma}^\dagger a_{\mathbf{p},\sigma} + b_{\mathbf{p},\sigma}^\dagger b_{\mathbf{p},\sigma}] \\ &+ \int d\mathbf{p} \sum_{\sigma=\pm 1/2} [d_{\mathbf{p},\sigma}^\dagger d_{\mathbf{p},\sigma} + f_{\mathbf{p},\sigma}^\dagger f_{\mathbf{p},\sigma}] \\ &+ \int d\mathbf{p} \sum_{\tau=\pm 1} c_{\mathbf{p},\tau}^\dagger c_{\mathbf{p},\tau} \end{aligned} \quad (7.29)$$

can be regarded as the total momentum operator in QED.

Expressions for the generators  $\mathbf{J}_0$  and  $\mathbf{K}_0$  are more complicated as they involve derivatives of particle operators. Let us illustrate their derivation on an example of a massive spinless particle. Consider the action of a space rotation  $e^{-\frac{i}{\hbar}(J_0)_z\phi}$  on the one-particle state  $|\mathbf{p}\rangle$ <sup>5</sup>

$$e^{-\frac{i}{\hbar}(J_0)_z\phi}|\mathbf{p}\rangle = |p_x \cos \phi + p_y \sin \phi, p_y \cos \phi - p_x \sin \phi, p_z\rangle$$

This action can be represented as annihilation of the state  $|\mathbf{p}\rangle = |p_x, p_y, p_z\rangle$  followed by creation of the state  $|p_x \cos \phi + p_y \sin \phi, p_y \cos \phi - p_x \sin \phi, p_z\rangle$ , i.e., if  $\alpha_{\mathbf{p}}^\dagger$  and  $\alpha_{\mathbf{p}}$  are, respectively, creation and annihilation operators for the particle, then

$$\begin{aligned} e^{-\frac{i}{\hbar}(J_0)_z\phi}|p_x, p_y, p_z\rangle &= \alpha_{p_x \cos \phi + p_y \sin \phi, p_y \cos \phi - p_x \sin \phi, p_z}^\dagger \alpha_{p_x, p_y, p_z} |p_x, p_y, p_z\rangle \\ &= \alpha_{R_z(\phi)\mathbf{p}}^\dagger \alpha_{\mathbf{p}} |p_x, p_y, p_z\rangle \end{aligned}$$

Therefore, for arbitrary 1-particle state, the operator of finite rotation takes the form

$$e^{-\frac{i}{\hbar}(J_0)_z\phi} = \int d\mathbf{p} \alpha_{R_z(\phi)\mathbf{p}}^\dagger \alpha_{\mathbf{p}} \quad (7.30)$$

---

<sup>5</sup> For simplicity, here we omit the spin index and its transformations.

It is easy to show that the same form is valid everywhere on the Fock space. An explicit expression for the operator  $(J_0)_z$  can be obtained now by taking a derivative of (7.30) with respect to  $\phi$

$$\begin{aligned}
 (J_0)_z &= i\hbar \lim_{\phi \rightarrow 0} \frac{d}{d\phi} e^{-\frac{i}{\hbar}(J_0)_z \phi} \\
 &= i\hbar \lim_{\phi \rightarrow 0} \frac{d}{d\phi} \int d\mathbf{p} \alpha_{R_z(\phi)\mathbf{p}}^\dagger \alpha_{\mathbf{p}} \\
 &= i\hbar \int d\mathbf{p} (p_y \frac{\partial \alpha_{\mathbf{p}}^\dagger}{\partial p_x} - p_x \frac{\partial \alpha_{\mathbf{p}}^\dagger}{\partial p_y}) \alpha_{\mathbf{p}} \quad (7.31)
 \end{aligned}$$

The action of a boost along the  $z$ -axis

$$e^{-\frac{i}{\hbar}(K_0)_z c\theta} |\mathbf{p}\rangle = \sqrt{\frac{\omega_{\mathbf{p}} \cosh \theta + c p_z \sinh \theta}{\omega_{\mathbf{p}}}} |p_x, p_y, p_z \cosh \theta + \omega_{\mathbf{p}} \cosh \theta\rangle$$

can be represented as annihilation of the state  $|\mathbf{p}\rangle = |p_x, p_y, p_z\rangle$  followed by creation of the state  $(\omega_{\mathbf{p}} \cosh \theta + c p_z \sinh \theta)^{1/2} \omega_{\mathbf{p}}^{-1/2} |p_x, p_y, p_z \cosh \theta + \omega_{\mathbf{p}} \cosh \theta\rangle$ <sup>6</sup>

$$e^{-\frac{i}{\hbar}(K_0)_z c\theta} |\mathbf{p}\rangle = \sqrt{\frac{\omega_{\mathbf{p}} \cosh \theta + c p_z \sinh \theta}{\omega_{\mathbf{p}}}} \alpha_{p_x, p_y, p_z \cosh \theta + \omega_{\mathbf{p}} \cosh \theta}^\dagger \alpha_{p_x, p_y, p_z} |\mathbf{p}\rangle$$

Therefore, for arbitrary state in the Fock space, the operator of a finite boost takes the form

$$e^{-\frac{i}{\hbar}(K_0)_z c\theta} = \int d\mathbf{p} \sqrt{\frac{\omega_{\Lambda\mathbf{p}}}{\omega_{\mathbf{p}}}} \alpha_{\Lambda\mathbf{p}}^\dagger \alpha_{\mathbf{p}} \quad (7.32)$$

An explicit expression for the operator  $(K_0)_z$  can be now obtained by taking a derivative of (7.32) with respect to  $\theta$

$$(K_0)_z = \frac{i\hbar}{c} \lim_{\theta \rightarrow 0} \frac{d}{d\theta} e^{-\frac{i}{\hbar}(K_0)_z c\theta}$$

---

<sup>6</sup>As seen from eq. (5.20), this state has proper normalization.

$$\begin{aligned}
&= \frac{i\hbar}{c} \lim_{\theta \rightarrow 0} \frac{d}{d\theta} \int d\mathbf{p} \sqrt{\frac{\omega_{\mathbf{p}} \cosh \theta + c p_z \sinh \theta}{\omega_{\mathbf{p}}}} \alpha_{p_x, p_y, p_z \cosh \theta + c^{-1} \omega_{\mathbf{p}} \sinh \theta}^\dagger \alpha_{\mathbf{p}} \\
&= i\hbar \int d\mathbf{p} \left( \frac{p_z}{2\omega_{\mathbf{p}}} \alpha_{\mathbf{p}}^\dagger \alpha_{\mathbf{p}} + \frac{\omega_{\mathbf{p}}}{c^2} \frac{\partial \alpha_{\mathbf{p}}^\dagger}{\partial p_z} \alpha_{\mathbf{p}} \right) \quad (7.33)
\end{aligned}$$

Similar derivations can be done for other components of  $\mathbf{J}_0$  and  $\mathbf{K}_0$ .

### 7.1.9 Poincaré transformations of particle operators

In chapter 5 we established that one-electron states transform as (5.20) with respect to Poincaré transformations. Since, by construction, the non-interacting representation  $U_g^0$  in the Fock space (generated by operators  $H_0$ ,  $\mathbf{P}_0$ ,  $\mathbf{J}_0$ , and  $\mathbf{K}_0$  described above) coincides with these formulas in one-particle sectors, we can find transformations of creation-annihilation operators with respect to the non-interacting representation  $U_g^0$ . For electron operators we obtain

$$\begin{aligned}
U_0(\Lambda; \mathbf{r}, t) a_{\mathbf{p}, \sigma}^\dagger U_0^{-1}(\Lambda; \mathbf{r}, t) |0\rangle &= U_0(\Lambda; \mathbf{r}, t) a_{\mathbf{p}, \sigma}^\dagger |0\rangle \\
&= U_0(\Lambda; \mathbf{r}, t) |\mathbf{p}, \sigma\rangle \\
&= \sqrt{\frac{\omega_{\Lambda \mathbf{p}}}{\omega_{\mathbf{p}}}} e^{-\frac{i}{\hbar} \mathbf{p} \cdot \mathbf{r} + \frac{i}{\hbar} \omega_{\mathbf{p}} t} \sum_{\sigma'} D_{\sigma' \sigma}^{1/2}(\vec{\phi}_W(\mathbf{p}, \Lambda)) |\Lambda \mathbf{p}, \sigma'\rangle
\end{aligned}$$

Therefore<sup>7</sup>

$$\begin{aligned}
&U_0(\Lambda; \mathbf{r}, t) a_{\mathbf{p}, \sigma}^\dagger U_0^{-1}(\Lambda; \mathbf{r}, t) \\
&= \sqrt{\frac{\omega_{\Lambda \mathbf{p}}}{\omega_{\mathbf{p}}}} e^{-\frac{i}{\hbar} \mathbf{p} \cdot \mathbf{r} + \frac{i}{\hbar} \omega_{\mathbf{p}} t} \sum_{\sigma'} D_{\sigma' \sigma}^{1/2}(\vec{\phi}_W(\mathbf{p}, \Lambda)) a_{\Lambda \mathbf{p}, \sigma'}^\dagger \\
&= \sqrt{\frac{\omega_{\Lambda \mathbf{p}}}{\omega_{\mathbf{p}}}} e^{-\frac{i}{\hbar} \mathbf{p} \cdot \mathbf{r} + \frac{i}{\hbar} \omega_{\mathbf{p}} t} \sum_{\sigma'} (D^{1/2})_{\sigma \sigma'}^* (-\vec{\phi}_W(\mathbf{p}, \Lambda)) a_{\Lambda \mathbf{p}, \sigma'}^\dagger \quad (7.34)
\end{aligned}$$

Similarly, we obtain the transformation law for annihilation operators

---

<sup>7</sup>Here \* and † denote complex conjugation and Hermitian conjugation, respectively. We also use the property  $D^T(\vec{\phi}) = (D^\dagger(\vec{\phi}))^* = (D^{-1}(\vec{\phi}))^* = D^*(-\vec{\phi})$  which is valid for any unitary  $D$ .

$$\begin{aligned}
& U_0(\Lambda; \mathbf{r}, t) a_{\mathbf{p}, \sigma} U_0^{-1}(\Lambda; \mathbf{r}, t) \\
&= \sqrt{\frac{\omega_{\Lambda \mathbf{p}}}{\omega_{\mathbf{p}}}} e^{\frac{i}{\hbar} \mathbf{p} \cdot \mathbf{r} - \frac{i}{\hbar} \omega_{\mathbf{p}} t} \sum_{\sigma'} D_{\sigma \sigma'}^{1/2}(\vec{\phi}_W(\mathbf{p}, \Lambda)) a_{\Lambda \mathbf{p}, \sigma'} \quad (7.35)
\end{aligned}$$

Transformation laws for photon operators are obtained from eq. (5.76)

$$U_0(\Lambda; \mathbf{r}, t) c_{\mathbf{p}, \tau}^\dagger U_0^{-1}(\Lambda; \mathbf{r}, t) = \sqrt{\frac{|\Lambda \mathbf{p}|}{p}} e^{-\frac{i}{\hbar}(\mathbf{p} \cdot \mathbf{r}) + \frac{ic}{\hbar} p t} e^{i\tau \phi_W(\mathbf{p}, \Lambda)} c_{\Lambda \mathbf{p}, \tau}^\dagger \quad (7.36)$$

$$U_0(\Lambda; \mathbf{r}, t) c_{\mathbf{p}, \tau} U_0^{-1}(\Lambda; \mathbf{r}, t) = \sqrt{\frac{|\Lambda \mathbf{p}|}{p}} e^{\frac{i}{\hbar}(\mathbf{p} \cdot \mathbf{r}) - \frac{ic}{\hbar} p t} e^{-i\tau \phi_W(\mathbf{p}, \Lambda)} c_{\Lambda \mathbf{p}, \tau} \quad (7.37)$$

## 7.2 Interaction potentials

Our primary goal in the rest of this chapter and in the next chapter is to learn how to calculate the  $S$ -operator in QED, which is the quantity most readily comparable with experiment.<sup>8</sup> Equations (6.95) and (6.96) tell us that in order to do that we need to know the non-interacting part  $H_0$  and the interacting part  $V$  of the full Hamiltonian

$$H = H_0 + V$$

The non-interacting Hamiltonian  $H_0$  has been constructed in eq. (7.28). The interaction energy  $V$  (and the corresponding interaction boost  $\mathbf{Z}$ ) in QED will be explicitly written only in section 8.1. Until then we are going to study rather general properties of interactions and  $S$ -operators in the Fock space. We will try to use some physical principles to narrow down the allowed form of the operator  $V$ .

---

<sup>8</sup>Although in section 6.5 we discussed the  $S$ -operator for systems with a fixed number of particles, we never used the assumption that the particle content is the same before and after the collision. So, our definition of the  $S$ -operator works equally well in systems with variable number of particles considered here.

### 7.2.1 Conservation laws

From experiment we know that interaction  $V$  between charged particles has several important properties called *conservation laws*. An observable  $F$  is called *conserved* if it remains unchanged in the course of time evolution

$$\begin{aligned} F(t) &\equiv e^{\frac{i}{\hbar}Ht}F(0)e^{-\frac{i}{\hbar}Ht} \\ &= F(0) \end{aligned}$$

It then follows that conserved observables commute with the Hamiltonian  $[F, H] = [F, H_0 + V] = 0$ , which imposes some restrictions on the interaction operator  $V$ . For example, the conservation of the total momentum and the total angular momentum implies that

$$[V, \mathbf{P}_0] = 0 \quad (7.38)$$

$$[V, \mathbf{J}_0] = 0 \quad (7.39)$$

These commutators are automatically satisfied in the instant form of dynamics (6.22). Our construction will be based entirely on this form. We also know that all interactions conserve the *lepton number* (the number of electrons minus the number of positrons, in our case). Therefore,  $H$  must commute with the lepton number operator

$$L = N_{el} - N_{po} = \sum_{\sigma} \int d\mathbf{p} (a_{\mathbf{p},\sigma}^{\dagger} a_{\mathbf{p},\sigma} - b_{\mathbf{p},\sigma}^{\dagger} b_{\mathbf{p},\sigma}) \quad (7.40)$$

Since  $H_0$  already commutes with  $L$ , we obtain

$$[V, L] = 0 \quad (7.41)$$

Moreover, the interaction conserves the *baryon number* (=the number of protons minus the number of antiprotons in our case). So,  $V$  must also commute with the baryon number operator

$$\begin{aligned} B &= N_{pr} - N_{an} \\ &= \sum_{\sigma} \int d\mathbf{p} (d_{\mathbf{p},\sigma}^{\dagger} d_{\mathbf{p},\sigma} - f_{\mathbf{p},\sigma}^{\dagger} f_{\mathbf{p},\sigma}) \end{aligned} \quad (7.42)$$

$$[V, B] = 0 \quad (7.43)$$

Taking into account that electrons have charge  $-e$ , protons have charge  $e$ , and antiparticles have charges opposite to those of particles, we can introduce the operator of the *electric charge*

$$Q = e(B - L) \quad (7.44)$$

$$\begin{aligned} &= e \sum_{\sigma} \int d\mathbf{p} (b_{\mathbf{p},\sigma}^{\dagger} b_{\mathbf{p},\sigma} - a_{\mathbf{p},\sigma}^{\dagger} a_{\mathbf{p},\sigma}) \\ &\quad + e \sum_{\sigma} \int d\mathbf{p} (d_{\mathbf{p},\sigma}^{\dagger} d_{\mathbf{p},\sigma} - f_{\mathbf{p},\sigma}^{\dagger} f_{\mathbf{p},\sigma}) \end{aligned} \quad (7.45)$$

and obtain the *charge conservation law*

$$\begin{aligned} [H, Q] &= [V, Q] \\ &= e[V, B - L] \\ &= 0 \end{aligned} \quad (7.46)$$

from eqs. (7.41) and (7.43).

It follows from formulas (6.100) and (6.102) that if the interaction operator  $V$  satisfies conditions (7.38), (7.39), (7.41), (7.43), and (7.46) then scattering operators  $F$ ,  $\Sigma$ , and  $S$  also commute with  $\mathbf{P}_0$ ,  $\mathbf{J}_0$ ,  $L$ ,  $B$ , and  $Q$ , which means that corresponding observables are conserved in scattering events. Although, separate numbers of particles of individual species, i.e., electrons, or protons may not be conserved, the above conservation laws require that charged particles may be created or annihilated only together with their antiparticles, i.e., in pairs. Creation of pairs is suppressed in low energy reactions as such processes require additional energy of  $2m_{el}c^2 = 2 \times 0.51MeV = 1.02MeV$  for an electron-positron pair and  $2m_{pr}c^2 = 1876.6MeV$  for an proton-antiproton pair. Therefore such processes can be safely neglected in most applications usually considered in classical electrodynamics. However, since photons have zero mass, the energetic threshold for the photon emission is zero, and there are no restrictions on creation and annihilation of photons. Photons are their own antiparticles, so they can be created and destroyed in any quantities.



### 7.2.2 Normal ordering

In the next subsection we are going to express operators in the Fock space as polynomials in particle creation and annihilation operators. But first we need to overcome one notational problem related to the non-commutativity of particle operators: two different polynomials may, actually, represent the same operator. To have a unique polynomial representative for each operator, we will agree always to write products of operators in the *normal order*, i.e., creation operators to the left from annihilation operators. Among creation (annihilation) operators we will enforce a certain order based on particle species: We will write particle operators in the order proton - antiproton - electron - positron - photon from left to right. With these rules and with (anti)commutation relations (7.22) - (7.25) we can always convert a product of particle operators to the normally ordered form. This is illustrated by the following example

$$\begin{aligned}
 a_{\mathbf{p}',\sigma'} c_{\mathbf{q}',\tau'} a_{\mathbf{p},\sigma}^\dagger c_{\mathbf{q},\tau}^\dagger &= a_{\mathbf{p}',\sigma'} a_{\mathbf{p},\sigma}^\dagger c_{\mathbf{q}',\tau'} c_{\mathbf{q},\tau}^\dagger \\
 &= (a_{\mathbf{p},\sigma}^\dagger a_{\mathbf{p}',\sigma'} + \delta(\mathbf{p} - \mathbf{p}') \delta_{\sigma,\sigma'}) (-c_{\mathbf{q},\tau}^\dagger c_{\mathbf{q}',\tau'} + \delta(\mathbf{q} - \mathbf{q}') \delta_{\tau,\tau'}) \\
 &= -a_{\mathbf{p},\sigma}^\dagger c_{\mathbf{q},\tau}^\dagger a_{\mathbf{p}',\sigma'} c_{\mathbf{q}',\tau'} + a_{\mathbf{p},\sigma}^\dagger a_{\mathbf{p}',\sigma'} \delta(\mathbf{q} - \mathbf{q}') \delta_{\tau,\tau'} \\
 &\quad - c_{\mathbf{q},\tau}^\dagger c_{\mathbf{q}',\tau'} \delta(\mathbf{p} - \mathbf{p}') \delta_{\sigma,\sigma'} + \delta(\mathbf{p} - \mathbf{p}') \delta_{\sigma,\sigma'} \delta(\mathbf{q} - \mathbf{q}') \delta_{\tau,\tau'}
 \end{aligned}$$

where the right hand side is in the normal order.

### 7.2.3 The general form of the interaction operator

A well-known theorem (see [9] p. 175) states that in the Fock space any operator  $V$  satisfying conservation laws (7.38), (7.39), (7.41), (7.43), and (7.46)

$$[V, \mathbf{P}_0] = [V, \mathbf{J}_0] = [V, L] = [V, B] = [V, Q] = 0 \quad (7.47)$$

can be written as a polynomial in particle creation and annihilation operators<sup>9</sup>

---

<sup>9</sup> Although this form does not involve derivatives of particle operators, it still can be used to represent operators like eq. (7.31) if derivatives are approximated by finite differences.

$$V = \sum_{N=0}^{\infty} \sum_{M=0}^{\infty} V_{NM} \quad (7.48)$$

$$V_{NM} = \sum_{\{\eta, \eta'\}} \int d\mathbf{q}'_1 \dots d\mathbf{q}'_N d\mathbf{q}_1 \dots d\mathbf{q}_M D_{NM}(\mathbf{q}'_1 \eta'_1; \dots; \mathbf{q}'_N \eta'_N; \mathbf{q}_1 \eta_1; \dots; \mathbf{q}_M \eta_M) \times \\ \delta \left( \sum_{i=1}^N \mathbf{q}'_i - \sum_{j=1}^M \mathbf{q}_j \right) \alpha_{\mathbf{q}'_1, \eta'_1}^{\dagger} \dots \alpha_{\mathbf{q}'_N, \eta'_N}^{\dagger} \alpha_{\mathbf{q}_1, \eta_1} \dots \alpha_{\mathbf{q}_M, \eta_M} \quad (7.49)$$

where the summation is carried over all spin/helicity indices  $\eta, \eta'$  of creation and annihilation operators, and integration is carried over all particle momenta. Individual terms  $V_{NM}$  in the expansion (7.48) of the interaction Hamiltonian will be called *potentials*. Each potential is a normally ordered product of  $N$  creation operators  $\alpha^{\dagger}$  and  $M$  annihilation operators  $\alpha$ .<sup>10</sup> The pair of integers  $(N, M)$  will be referred to as the *index* of the potential  $V_{NM}$ . A potential is called *bosonic* if it has an even number of fermion particle operators  $N_f + M_f$ . Conservation laws (7.47) imply that all potentials in QED must be bosonic.

$D_{NM}$  is a numerical *coefficient function* which depends on momenta and spin projections (or helicities) of all created and annihilated particles. In order to satisfy  $[V, \mathbf{J}_0] = 0$ , the function  $D_{NM}$  must be rotationally invariant. The translational invariance of the expression (7.49) is guaranteed by the momentum delta function

$$\delta \left( \sum_{i=1}^N \mathbf{q}'_i - \sum_{j=1}^M \mathbf{q}_j \right)$$

which expresses the conservation of momentum: the sum of momenta of annihilated particles is equal to the sum of momenta of created particles.<sup>11</sup>

---

<sup>10</sup>Here symbols  $\alpha^{\dagger}$  and  $\alpha$  refer to generic creation and annihilation operators without specifying the type of the particle.

<sup>11</sup>Note that this property does not apply to the energy: the sum of free energies of annihilated particles is not necessarily equal to the sum of free energies of created particles. This is because such sums of free energies are eigenvalues of the non-interacting Hamiltonian  $H_0$ , which is not a conserved quantity in the presence of interaction, because generally  $[H_0, H] \neq 0$ .

The interaction Hamiltonian enters in the formulas (6.100) and (6.102) for the  $S$ -operator in the  $t$ -dependent form

$$V(t) = e^{-\frac{i}{\hbar}H_0t} V e^{\frac{i}{\hbar}H_0t} \quad (7.50)$$

Operators with  $t$ -dependence determined by the free Hamiltonian  $H_0$  as in eq. (7.50) and satisfying conservation laws (7.47) will be called *regular*. Such operators will play an important role in our calculations of the  $S$ -operator below. In what follows, when we write a regular operator  $V$  without its  $t$ -argument, this means that either this operator is  $t$ -independent, i.e., it commutes with  $H_0$ , or that we take its value at  $t = 0$ .

One final notational remark. If potential  $V_{NM}$  has coefficient function  $D_{NM}$ , we introduce notation  $V_{NM} \circ \zeta$  for the operator whose coefficient function  $D'_{NM}$  is a product of  $D_{NM}$  and a function  $\zeta$  of the same arguments

$$\begin{aligned} & D'_{NM}(\mathbf{q}'_1\eta'_1; \dots; \mathbf{q}'_N\eta'_N; \mathbf{q}_1\eta_1; \dots; \mathbf{q}_M\eta_M) \\ = & D_{NM}(\mathbf{q}'_1\eta'_1; \dots; \mathbf{q}'_N\eta'_N; \mathbf{q}_1\eta_1; \dots; \mathbf{q}_M\eta_M) \zeta(\mathbf{q}'_1\eta'_1; \dots; \mathbf{q}'_N\eta'_N; \mathbf{q}_1\eta_1; \dots; \mathbf{q}_M\eta_M) \end{aligned}$$

Then, substituting (7.49) in (7.50) and using (7.34) - (7.37), the  $t$ -dependent form of any regular potential  $V_{NM}(t)$  can be written as

$$\begin{aligned} V_{NM}(t) &= e^{-\frac{i}{\hbar}H_0t} V_{NM} e^{\frac{i}{\hbar}H_0t} \\ &= V_{NM} \circ e^{-\frac{i}{\hbar}E_{NM}t} \end{aligned}$$

where

$$E_{NM}(\mathbf{q}'_1, \dots, \mathbf{q}'_N, \mathbf{q}_1, \dots, \mathbf{q}_M) \equiv \sum_{i=1}^N \omega_{\mathbf{q}'_i} - \sum_{j=1}^M \omega_{\mathbf{q}_j} \quad (7.51)$$

is the difference of energies of particles created and destroyed by  $V_{NM}$ , which is called the *energy function* of the term  $V_{NM}$ . We can also generalize this notation for a general sum of potentials  $V_{NM}$

$$\begin{aligned} V(t) &= e^{-\frac{i}{\hbar}H_0t} V e^{\frac{i}{\hbar}H_0t} \\ &= V \circ e^{-\frac{i}{\hbar}E_Vt} \end{aligned}$$

which means that for each potential  $V_{NM}(t)$  entering the sum  $V(t)$ , the argument of the  $t$ -exponent contains the corresponding energy function  $E_{NM}$ . In this notation we can conveniently write, for example,

$$\frac{d}{dt}V(t) = V(t) \circ \left(-\frac{i}{\hbar}E_V\right),$$

and

$$\begin{aligned} \underbrace{V(t)} &\equiv \frac{i}{\hbar} \int_{-\infty}^{\infty} V(t) dt \\ &= 2\pi i V \circ \delta(E_V) \end{aligned} \tag{7.52}$$

Eq. (7.52) means that each term in  $\underbrace{V(t)}$  is non-zero only on the hypersurface of solutions of the equation

$$E_V(\mathbf{q}'_1, \dots, \mathbf{q}'_N, \mathbf{q}_1, \dots, \mathbf{q}_M) = 0 \tag{7.53}$$

(if such solutions exist). This hypersurface in the momentum space is called the *energy shell* of the potential  $V$ . We will also say that  $\underbrace{V(t)}$  in eq. (7.52) is zero outside the energy shell of  $V$ . Note that the scattering operator (6.99)  $S = 1 + \underbrace{\Sigma(t)}$  is different from 1 only on the energy shell, i.e., where the energy conservation condition (7.53) is satisfied.

### 7.2.4 Five types of regular potentials

Here we would like to introduce a classification of regular potentials (7.49) by dividing them into five groups depending on their index  $(N, M)$ . We will call these types of operators *renorm*, *oscillation*, *decay*, *phys*, and *unphys*.<sup>12</sup> The rationale for introducing this classification and nomenclature will become clear in section 8.3 and chapter 9 where we will examine renormalization and the “dressed particle” approach in quantum field theory.

---

<sup>12</sup>There is no established terminology for the types of potentials. In the literature, our *phys* operators are sometimes called *good*; *unphys* operators may be called *bad* or *virtual*.

**Renorm potentials** have either index (0,0) (such operator is simply a numerical constant) or index (1,1) in which case both created and annihilated particles are required to have the same mass. The most general form of a renorm potential obeying conservation laws is the sum of a numerical constant  $C$  and (1,1) terms corresponding to each particle type.<sup>13</sup>

$$R = a^\dagger a + b^\dagger b + d^\dagger d + f^\dagger f + c^\dagger c + C \quad (7.54)$$

Note that the free Hamiltonian (7.28) and the total momentum (7.29) are examples of renorm operators, i.e., sums of renorm potentials. The class of renorm potentials is characterized by the property that the energy function (7.51) is identically zero. So, renorm potentials always have energy shell where they do not vanish. Renorm potentials commute with  $H_0$ , therefore regular renorm operators<sup>14</sup> do not depend on  $t$ .

**Oscillation potentials** have index (1,1). In contrast to renorm potentials with index (1,1), oscillation potentials destroy and create different particle species having different masses. For this reason, the energy function (7.51) of an oscillation potential never turns to zero, so there is no energy shell. In QED there can be no oscillation potentials, because they would violate either lepton number or baryon number conservation law. However, there are particles in nature, such as kaons and neutrinos, for which oscillation interactions play a significant role. These interactions are responsible for mixing and time-dependent oscillations between different particle species [78].

**Decay potentials** satisfy two conditions:

1. they must have indices  $(1, N)$  or  $(N, 1)$  with  $N \geq 2$ ;
2. they must have a non-empty energy shell;

There are no decay terms in the QED Hamiltonian and in the corresponding  $S$ -matrix: decays of electrons, protons, or photons would violate conservation

---

<sup>13</sup>Here we write just the operator structure of  $R$  omitting all numerical factors, indices, integration and summation signs. Note also that terms like  $a^\dagger b$  or  $d^\dagger f$  are forbidden by the charge conservation law (7.46).

<sup>14</sup>whose  $t$ -dependence is determined by (7.50)

laws.<sup>15</sup> Nevertheless, particle decays play an important role in other areas of high energy physics, and they will be considered in sections 13.1 and 13.

**Phys potentials** have at least two creation operators and at least two destruction operators (index  $(N, M)$  with  $N \geq 2$  and  $M \geq 2$ ). For phys potentials the energy shell always exists. For example, in the case of a phys potential  $d_{\mathbf{p}+\mathbf{k},\rho}^\dagger f_{\mathbf{q}-\mathbf{k},\sigma}^\dagger a_{\mathbf{p},\tau} b_{\mathbf{q},\eta}$  the energy shell is determined by the solution of equation  $\Omega_{\mathbf{p}+\mathbf{k}} + \Omega_{\mathbf{q}-\mathbf{k}} = \omega_{\mathbf{p}} + \omega_{\mathbf{q}}$  which is not empty.

Table 7.1: Types of potentials in the Fock space.

Potential	Index of potential ( $N, M$ )	Energy shell exists	Examples
Renorm	$(0, 0), (1, 1)$	yes	$a_{\mathbf{p}}^\dagger a_{\mathbf{p}}$
Oscillator	$(1, 1)$	no	forbidden in QED
Unphys	$(0, N \geq 1), (N \geq 1, 0)$	no	$a_{\mathbf{p}}^\dagger b_{-\mathbf{p}-\mathbf{k}}^\dagger c_{\mathbf{k}}^\dagger$
Unphys	$(1, N \geq 2), (N \geq 2, 1)$	no	$a_{\mathbf{p}}^\dagger a_{\mathbf{p}-\mathbf{k}} c_{\mathbf{k}}$
Decay	$(1, N \geq 2), (N \geq 2, 1)$	yes	forbidden in QED
Phys	$(N \geq 2, M \geq 2)$	yes	$a_{\mathbf{p}-\mathbf{k}}^\dagger d_{\mathbf{q}+\mathbf{k}}^\dagger a_{\mathbf{p}} d_{\mathbf{q}}$

All regular operators not mentioned above belong to the class of **Unphys potentials**. They come in two subclasses. They can either

1. have index  $(0, N)$ , or  $(N, 0)$ , where  $N \geq 1$ . Obviously, there is no energy shell in this case.
2. or have index  $(1, M)$  or  $(M, 1)$ , where  $M \geq 2$ . This is the same condition as for decay potentials, however, in contrast to decay potentials, for unphys potentials it is required that the energy shell does not exist.

An example of an unphys potential satisfying condition 2. is

---

<sup>15</sup>Exceptions to this rule are given by operators describing the decay of a photon into odd number of photons, e.g.,

$$c_{\mathbf{k}_1, \tau_1}^\dagger c_{\mathbf{k}_2, \tau_2}^\dagger c_{\mathbf{k}_3, \tau_3}^\dagger c_{\mathbf{k}_1 + \mathbf{k}_2 + \mathbf{k}_3, \tau_4}$$

This potential obeys all conservation laws if momenta of involved photons are collinear and  $k_1 + k_2 + k_3 - |\mathbf{k}_1 + \mathbf{k}_2 + \mathbf{k}_3| = 0$ . However, it was shown in [79] that such contributions to the  $S$ -operator are zero on the energy shell, so photon decays are forbidden in QED.

$$a_{\mathbf{p},\rho}^\dagger a_{\mathbf{p}-\mathbf{k},\sigma} c_{\mathbf{k},\tau} \quad (7.55)$$

The energy shell equation is

$$\omega_{\mathbf{p}-\mathbf{k}} + ck = \omega_{\mathbf{p}}$$

with only solution  $\mathbf{k} = \mathbf{0}$ . However zero vector is excluded from the photon momentum spectrum (see subsection 5.4.1), so the energy shell of the potential (7.55) is empty.

Properties of potentials discussed above are summarized in Table 7.1. These five types of potentials exhaust all possibilities, therefore any regular operator  $V$  must have a unique decomposition

$$V(t) = V^{ren} + V^{unp}(t) + V^{dec}(t) + V^{ph}(t) + V^{osc}(t).$$

As mentioned above, in QED interaction, oscillation and decay contributions are absent. So, everywhere in this book<sup>16</sup> we will assume that all operators are sums of renorm, unphys, and phys potentials

$$V(t) = V^{ren} + V^{unp}(t) + V^{ph}(t)$$

Now we need to learn how to perform various operations with these five classes of potentials, i.e., the product, commutator, and  $t$ -integral, required for calculations of scattering operators in (6.100) or (6.102).

### 7.2.5 Products and commutators of potentials

**Lemma 7.1** *The product of two (or any number of) regular operators is regular.*

**Proof.** If operators  $A(t)$  and  $B(t)$  are regular, then

$$\begin{aligned} A(t) &= e^{-\frac{i}{\hbar}H_0t} A e^{\frac{i}{\hbar}H_0t} \\ B(t) &= e^{-\frac{i}{\hbar}H_0t} B e^{\frac{i}{\hbar}H_0t} \end{aligned}$$

---

<sup>16</sup>except sections 13.1 and 13 where we will discuss decays

and their product  $C(t) = A(t)B(t)$  has  $t$ -dependence

$$\begin{aligned} C(t) &= e^{-\frac{i}{\hbar}H_0t} A e^{\frac{i}{\hbar}H_0t} e^{-\frac{i}{\hbar}H_0t} B e^{\frac{i}{\hbar}H_0t} \\ &= e^{-\frac{i}{\hbar}H_0t} A B e^{\frac{i}{\hbar}H_0t} \end{aligned}$$

characteristic for regular operators. The conservation laws (7.47) are valid for the product  $AB$  if they are valid for  $A$  and  $B$  separately. ■

**Lemma 7.2** *A Hermitian operator  $A$  is phys if and only if it yields zero when acting on the vacuum  $|0\rangle$  and one-particle states  $|1\rangle$ .*

$$A|0\rangle = 0 \tag{7.56}$$

$$A|1\rangle = 0 \tag{7.57}$$

**Proof.** Phys operators have two annihilation operators on the right, so eqs. (7.56) and (7.57) are satisfied. Let us now prove the inverse statement. Renorm operators cannot satisfy (7.56) and (7.57) because they conserve the number of particles. Unphys operators  $(1, N)$  can satisfy eqs. (7.56) and (7.57), e.g.,

$$\begin{aligned} \alpha_1^\dagger \alpha_2 \alpha_3 |0\rangle &= 0 \\ \alpha_1^\dagger \alpha_2 \alpha_3 |1\rangle &= 0. \end{aligned}$$

However, for Hermiticity, such operators should be always present in pairs with  $(N, 1)$  operators  $\alpha_2^\dagger \alpha_3^\dagger \alpha_1$ . Then, there exists at least one one-particle state  $|1\rangle$  for which eq. (7.57) is not valid, e.g.,

$$\begin{aligned} \alpha_3^\dagger \alpha_2^\dagger \alpha_1 |1\rangle &= \alpha_3^\dagger \alpha_2^\dagger |0\rangle \\ &\neq 0 \end{aligned}$$

The same argument is valid for unphys operators having index  $(0, N)$ . Therefore, the only remaining possibility for  $A$  is to be phys. ■



**Lemma 7.3** *Product and commutator of any two phys operators  $A$  and  $B$  is phys.*

**Proof.** By Lemma 7.2 if  $A$  and  $B$  are phys, then

$$A|0\rangle = B|0\rangle = A|1\rangle = B|1\rangle = 0.$$

Then the same conditions are true for the Hermitian combinations  $i(AB - BA)$  and  $AB + BA$ . Therefore, the commutator  $[A, B]$  and anticommutator  $AB + BA$  are phys, and

$$AB = \frac{1}{2}(AB + BA) + \frac{1}{2}[A, B]$$

is phys as well. ■

**Lemma 7.4** *If  $R$  is a renorm operator and  $[A, R] \neq 0$ , then operator  $[A, R]$  has the same type (i.e., renorm, phys, or unphys) as  $A$ .*

**Proof.** The general form of a renorm operator is given in eq. (7.54). Let us consider just one term in the sum over particle types<sup>17</sup>

$$R = \int d\mathbf{p} G(\mathbf{p}) \alpha_{\mathbf{p}}^{\dagger} \alpha_{\mathbf{p}}$$

Let us calculate the commutator  $[A, R] = AR - RA$  by moving the factor  $R$  in the term  $AR$  to the leftmost position. If the product  $\alpha_{\mathbf{p}}^{\dagger} \alpha_{\mathbf{p}}$  (from  $R$ ) changes places with a particle operator (from  $A$ ) different from  $\alpha^{\dagger}$  or  $\alpha$  then nothing happens. If the product  $\alpha^{\dagger} \alpha$  changes places with a creation operator  $\alpha_{\mathbf{q}}^{\dagger}$  (from  $A$ ) then, as discussed in subsection 7.2.2, a secondary term should be added which, instead of  $\alpha_{\mathbf{q}}^{\dagger}$  contains the commutator<sup>18</sup>

---

<sup>17</sup>Here  $\alpha$  denotes any one of the five particle operators ( $a, b, d, f, c$ ) present in (7.54). Again, the spin indices are omitted.

<sup>18</sup>The upper sign is for bosons, and the lower sign is for fermions.

$$\begin{aligned}
& \alpha_{\mathbf{q}}^\dagger \left( \int d\mathbf{p} f(\mathbf{p}) \alpha_{\mathbf{p}}^\dagger \alpha_{\mathbf{p}} \right) - \left( \int d\mathbf{p} f(\mathbf{p}) \alpha_{\mathbf{p}}^\dagger \alpha_{\mathbf{p}} \right) \alpha_{\mathbf{q}}^\dagger \\
&= \pm \int d\mathbf{p} f(\mathbf{p}) \alpha_{\mathbf{p}}^\dagger \alpha_{\mathbf{q}}^\dagger \alpha_{\mathbf{p}} - \int d\mathbf{p} f(\mathbf{p}) \alpha_{\mathbf{p}}^\dagger \alpha_{\mathbf{p}} \alpha_{\mathbf{q}}^\dagger \\
&= \int d\mathbf{p} f(\mathbf{p}) \alpha_{\mathbf{p}}^\dagger \alpha_{\mathbf{p}} \alpha_{\mathbf{q}}^\dagger \pm \int d\mathbf{p} f(\mathbf{p}) \alpha_{\mathbf{p}}^\dagger \omega_{\mathbf{p}} \delta(\mathbf{p} - \mathbf{q}) - \int d\mathbf{p} f(\mathbf{p}) \alpha_{\mathbf{p}}^\dagger \alpha_{\mathbf{p}} \alpha_{\mathbf{q}}^\dagger \\
&= \pm f(\mathbf{q}) \omega_{\mathbf{q}} \alpha_{\mathbf{q}}^\dagger
\end{aligned}$$

This commutator is proportional to  $\alpha_{\mathbf{q}}^\dagger$ , so the secondary term has the same operator structure as the primary term, and it is already in the normal order, so no tertiary terms need to be created. If the product  $\alpha^\dagger \alpha$  changes places with an annihilation operator  $\alpha_{\mathbf{q}}$  then the commutator  $\mp f(\mathbf{q}) \omega_{\mathbf{q}} \alpha_{\mathbf{q}}$  is proportional to the annihilation operator. If there are many  $\alpha^\dagger$  and  $\alpha$  operators in  $A$  having non-vanishing commutators with  $R$ , then each one of them results in one additional term whose type remains the same as in the original operator  $A$ . ■

**Lemma 7.5** *A commutator  $[P, U]$  of a Hermitian phys operator  $P$  and a Hermitian unphys operator  $U$  can be either phys or unphys, but not renorm.*

**Proof.** Acting by  $[P, U]$  on a one-particle state  $|1\rangle$ , we obtain

$$\begin{aligned}
[P, U]|1\rangle &= (PU - UP)|1\rangle \\
&= PU|1\rangle
\end{aligned}$$

If  $U$  is Hermitian then the state  $U|1\rangle$  has at least two particles (see proof of Lemma 7.2), and the same is true for the state  $PU|1\rangle$ . Therefore,  $[P, U]$  creates several particles when acting on a one-particle state, which is impossible if  $[P, U]$  were renorm. ■

Finally, there are no limitations on the type of commutator of two unphys operators  $[U, U']$ . It can be a superposition of phys, unphys, and renorm terms.

### 7.2.6 Adiabatic switching and $t$ -integrals

**Lemma 7.6** *A  $t$ -derivative of a regular operator  $A(t)$  is regular and has zero renorm part.*

**Proof.** The derivative of a regular operator has  $t$ -dependence that is characteristic for regular operators:

$$\begin{aligned}\frac{d}{dt}A(t) &= \frac{d}{dt}e^{-\frac{i}{\hbar}H_0t}Ae^{\frac{i}{\hbar}H_0t} \\ &= -\frac{i}{\hbar}e^{-\frac{i}{\hbar}H_0t}[H_0, A]e^{\frac{i}{\hbar}H_0t} \\ &= -\frac{i}{\hbar}[H_0, A(t)]\end{aligned}\tag{7.58}$$

In addition, it is easy to check that the derivative obeys all conservation laws (7.47). Therefore, it is regular.

Suppose that  $\frac{d}{dt}A(t)$  has a non-zero renorm part  $R$ . Then  $R$  is  $t$ -independent and originates from a derivative of the term  $Rt + S$  in  $A(t)$ , where  $S$  is  $t$ -independent. Since  $A(t)$  is regular, its renorm part must be  $t$ -independent, therefore  $R = 0$ . ■

In formulas for scattering operators (6.100) and (6.102) we meet  $t$ -integrals  $\underline{V(t)}$  of regular operators  $V(t)$ . A straightforward calculation of such integrals gives rather discouraging result

$$\underline{V(t)} \equiv \frac{i}{\hbar}V \circ \int_{-\infty}^t e^{-\frac{i}{\hbar}E_V t'} dt' \tag{7.59}$$

$$= \frac{i}{\hbar}V \circ \left( -\frac{\hbar e^{-\frac{i}{\hbar}E_V t}}{iE_V} + \frac{\hbar e^{-\frac{i}{\hbar}E_V(-\infty)}}{iE_V} \right) \tag{7.60}$$

What shall we do with the term on the right hand side containing  $-\infty$ ?

Recall that the purpose of using the  $t$ -integral is in calculation of the  $S$ -operator by perturbation theory described in subsection 6.5.1. The meaningless term on the right hand side of (7.59) can be made harmless if we take into account an important fact that the  $S$ -operator does not act on all

states in the Hilbert space. It only acts on *scattering states* in which free particles are far from each other in asymptotic limits  $t \rightarrow \pm\infty$ . The time evolution of these states coincides with the free evolution in the distant past and distant future. Certainly, these assumptions cannot be applied to all states in the Hilbert space. For example, the time evolution of bound states of the interacting Hamiltonian  $H$ , does not resemble the free evolution at any time. It appears that if we limit the application of the  $S$ -operator and  $t$ -integrals (7.59) only to scattering states  $|\Psi(-\infty)\rangle$  consisting of one-particle wave packets with good localization in both position and momentum spaces, then no ambiguity arises. In the distant past and in the distant future the particles are far away from each other and the interaction operator is effectively zero,<sup>19</sup> so, for any term in the scattering operator we can write

$$\begin{aligned} \lim_{t \rightarrow \pm\infty} e^{-\frac{i}{\hbar}Ht} V e^{\frac{i}{\hbar}Ht} |\Psi\rangle &= \lim_{t \rightarrow \pm\infty} e^{-\frac{i}{\hbar}H_0t} V e^{\frac{i}{\hbar}H_0t} |\Psi'\rangle \\ &= \lim_{t \rightarrow \pm\infty} V(t) |\Psi'\rangle \\ &= 0 \end{aligned} \tag{7.61}$$

(where  $|\Psi'\rangle$  is generally different from  $|\Psi\rangle$ ).

One approach to the exact treatment of scattering is to explicitly consider only wave packets described above. Then the cluster separability of  $V$  will ensure the correct behavior of the wave packets, and the validity of eq. (7.61). However, such an approach is rather complicated, and we would like to stay away from working with wave packets.

There is another way to achieve the same goal by using a trick called the *adiabatic switching* of interaction. The trick is to add the property (7.61) to the interaction operator “by hand”. To do that we multiply  $V(t)$  by a numerical function of  $t$  which slowly grows from the value of zero at  $t = -\infty$  to the value of one at  $t \approx 0$  (turning the interaction “on”) and then slowly decreases back to zero at  $t = \infty$  (turning the interaction “off”). For example, it is convenient to choose

$$V(t) = e^{-\frac{i}{\hbar}H_0t} V e^{\frac{i}{\hbar}H_0t} e^{-\epsilon|t|},$$

If the parameter  $\epsilon$  is small and positive, such a modification would not affect the movement of quasiclassical wave packets and the  $S$ -matrix. At the end

---

<sup>19</sup>Of course, the interaction  $V$  must be cluster separable to ensure that.

of calculations we will take the limit  $\epsilon \rightarrow +0$ . Then, if  $V(t)$  is either phys or unphys, the  $t$ -integral (7.59) takes the form

$$\begin{aligned}
\underline{V(t)} &= \frac{i}{\hbar} \lim_{\epsilon \rightarrow +0} V \circ \int_{-\infty}^t e^{-\frac{i}{\hbar} E_V t'} e^{-\epsilon |t'|} dt' \\
&= \frac{i}{\hbar} \lim_{\epsilon \rightarrow +0} V \circ \int_{-\infty}^0 e^{-\frac{i}{\hbar} E_V t'} e^{\epsilon t'} dt' + \frac{i}{\hbar} \lim_{\epsilon \rightarrow +0} V \circ \int_0^t e^{-\frac{i}{\hbar} E_V t'} e^{-\epsilon t'} dt' \\
&= \frac{i}{\hbar} \lim_{\epsilon \rightarrow +0} V \circ \frac{i\hbar}{E_V + i\hbar\epsilon} e^{-\frac{i}{\hbar} E_V t + \epsilon t} \Big|_{-\infty}^0 + \frac{i}{\hbar} \lim_{\epsilon \rightarrow +0} V \circ \frac{i\hbar}{E_V - i\hbar\epsilon} e^{-\frac{i}{\hbar} E_V t} e^{-\epsilon t} \Big|_0^t \\
&= V \circ \frac{-1}{E_V} + \lim_{\epsilon \rightarrow +0} V \circ \frac{-1}{E_V} (e^{-\frac{i}{\hbar} E_V t} e^{-\epsilon t} - 1) \\
&= V \circ \frac{-e^{-\frac{i}{\hbar} E_V t}}{E_V}
\end{aligned}$$

so the embarrassing expression  $e^{i\infty}$  does not appear.

In fact, we are not going to use the parameter  $\epsilon$  explicitly in calculations. Instead of (7.60) we will simply use the equivalent rule for calculating  $t$ -integrals

$$\underline{V(t)} = V(t) \circ \frac{-1}{E_V} \quad (7.62)$$

where the “ $e^{i\infty}$ ” term is omitted. This formula explicitly demonstrates that  $t$ -integrals of phys and unphys operators are regular. However, this does not apply to renorm operators. They are  $t$ -independent, therefore

$$\begin{aligned}
\underline{V^{ren}} &= \lim_{\epsilon \rightarrow +0} V^{ren} \circ \frac{ie^{-\epsilon t}}{\epsilon\hbar} \\
&= \lim_{\epsilon \rightarrow +0} V^{ren} \circ \frac{i}{\epsilon\hbar} - V^{ren} \circ \frac{it}{\hbar} + \dots \quad (7.63)
\end{aligned}$$

$$\underbrace{V^{ren}} = \infty \quad (7.64)$$

Thus, renorm operators are different from others in the sense that their  $t$ -integrals (7.63) are infinite and non-regular, and their  $t$ -integrals (7.64) are

infinite. This fact does not limit the applicability of our theory, because, as we will see in subsection 8.3.2, a properly renormalized expression for operators  $F$  in (6.102) and  $\Sigma$  in (6.100) should not contain renorm terms.

Since for any unphys operator  $V^{unp}$  either the energy shell does not exist or the coefficient function is zero on the energy shell, we conclude from eq. (7.52) that

$$\underbrace{V^{unp}} = 0 \quad (7.65)$$

From eqs. (6.100) and (6.102) it is then clear that unphys terms in  $F$  and  $\Sigma$  do not make contributions to the  $S$ -operator.

The results obtained in this subsection and in the preceding subsection are summarized in Table 7.2.

Table 7.2: Operations with regular operators in the Fock space. (Notation: P=phys, U=unphys, R=renorm, NR=non-regular.)

Type of operator	$A$	$[A, P]$	$[A, U]$	$[A, R]$	$\frac{dA}{dt}$	$\underline{A}$	$\underbrace{A}$
P	P	P	P+U	P	P	P	P
U	U	P+U	P+U+R	U	U	U	0
R	R	P	U	R	0	NR	$\infty$

### 7.2.7 Two-particle potentials

Our next goal is to express  $n$ -particle potentials ( $n \geq 2$ ) studied in subsection 6.3.5 using the formalism of annihilation and creation operators. These potentials conserve the number and types of particles, so they must have equal numbers of creation and annihilation operators ( $N \geq 2, M \geq 2$ ). Therefore, their type must be phys.

Consider now a two-particle subspace  $\mathcal{H}(1, 0, 1, 0, 0)$  of the Fock space. This subspace describes states of the system consisting of one electron and one proton. A general phys operator leaving this subspace invariant must have  $N = 2, M = 2$  and, according to eq. (7.49), it can be written as<sup>20</sup>

<sup>20</sup>In this subsection we use variables  $\mathbf{p}$  and  $\mathbf{e}$  to denote momenta of the proton and electron, respectively, and omit spin indices for brevity.

$$\begin{aligned}
V &= \int d\mathbf{p} d\mathbf{e} d\mathbf{p}' d\mathbf{e}' D_{22}(\mathbf{p}, \mathbf{e}, \mathbf{p}', \mathbf{e}') \delta(\mathbf{p} + \mathbf{e} - \mathbf{p}' - \mathbf{e}') d_{\mathbf{p}}^{\dagger} a_{\mathbf{e}}^{\dagger} d_{\mathbf{p}'} a_{\mathbf{e}'} \\
&= \int d\mathbf{p} d\mathbf{e} d\mathbf{p}' D_{22}(\mathbf{p}, \mathbf{e}, \mathbf{p}', \mathbf{p} + \mathbf{e} - \mathbf{p}') d_{\mathbf{p}}^{\dagger} a_{\mathbf{e}}^{\dagger} d_{\mathbf{p}'} d_{\mathbf{p} + \mathbf{e} - \mathbf{p}'} \\
&= \int d\mathbf{p} d\mathbf{e} d\mathbf{k} V(\mathbf{p}, \mathbf{e}, \mathbf{k}) d_{\mathbf{p}}^{\dagger} a_{\mathbf{e}}^{\dagger} d_{\mathbf{p} - \mathbf{k}} a_{\mathbf{e} + \mathbf{k}} \tag{7.66}
\end{aligned}$$

where we denoted  $\mathbf{k} = \mathbf{p} - \mathbf{p}'$  the “transferred momentum” and

$$V(\mathbf{p}, \mathbf{e}, \mathbf{k}) = D_{22}(\mathbf{p}, \mathbf{e}, \mathbf{p} - \mathbf{k}, \mathbf{e} + \mathbf{k})$$

Acting by this operator on an arbitrary state  $|\Psi\rangle$  of the two-particle system

$$|\Psi\rangle = \int d\mathbf{p}'' d\mathbf{e}'' \Psi(\mathbf{p}'', \mathbf{e}'') d_{\mathbf{p}''}^{\dagger} a_{\mathbf{e}''}^{\dagger} |0\rangle \tag{7.67}$$

we obtain

$$\begin{aligned}
&V|\Psi\rangle \\
&= \int d\mathbf{p} d\mathbf{e} d\mathbf{k} V(\mathbf{p}, \mathbf{e}, \mathbf{k}) d_{\mathbf{p}}^{\dagger} a_{\mathbf{e}}^{\dagger} d_{\mathbf{p} - \mathbf{k}} a_{\mathbf{e} + \mathbf{k}} \int d\mathbf{p}'' d\mathbf{e}'' \Psi(\mathbf{p}'', \mathbf{e}'') d_{\mathbf{p}''}^{\dagger} a_{\mathbf{e}''}^{\dagger} |0\rangle \\
&= \int d\mathbf{p} d\mathbf{e} d\mathbf{k} V(\mathbf{p}, \mathbf{e}, \mathbf{k}) \int d\mathbf{p}'' d\mathbf{e}'' \Psi(\mathbf{p}'', \mathbf{e}'') \delta(\mathbf{p} - \mathbf{k} - \mathbf{p}'') \delta(\mathbf{e} + \mathbf{k} - \mathbf{e}'') d_{\mathbf{p}}^{\dagger} a_{\mathbf{e}}^{\dagger} |0\rangle \\
&= \int d\mathbf{p} d\mathbf{e} \left( \int d\mathbf{k} V(\mathbf{p}, \mathbf{e}, \mathbf{k}) \Psi(\mathbf{p} - \mathbf{k}, \mathbf{e} + \mathbf{k}) \right) d_{\mathbf{p}}^{\dagger} a_{\mathbf{e}}^{\dagger} |0\rangle \tag{7.68}
\end{aligned}$$

Comparing this with (7.67) we see that the momentum-space wave function  $\Psi(\mathbf{p}, \mathbf{e})$  has been transformed by the action of  $V$  to the new wave function

$$\begin{aligned}
\Psi'(\mathbf{p}, \mathbf{e}) &= V\Psi(\mathbf{p}, \mathbf{e}) \\
&= \int d\mathbf{k} V(\mathbf{p}, \mathbf{e}, \mathbf{k}) \Psi(\mathbf{p} - \mathbf{k}, \mathbf{e} + \mathbf{k})
\end{aligned}$$

This is the most general linear transformation of a two-particle wavefunction which conserves the total momentum.

For comparison with traditionally used inter-particle potentials, it is more convenient to have expression for  $V$  in the position space. We can write<sup>21</sup>

$$\begin{aligned}
& \Psi'(\mathbf{x}, \mathbf{y}) \\
&= V\Psi(\mathbf{x}, \mathbf{y}) \\
&= \frac{1}{(2\pi\hbar)^3} \int e^{\frac{i}{\hbar}\mathbf{p}\mathbf{x} + \frac{i}{\hbar}\mathbf{e}\mathbf{y}} d\mathbf{p} d\mathbf{e} \Psi'(\mathbf{p}, \mathbf{e}) \\
&= \frac{1}{(2\pi\hbar)^3} \int e^{\frac{i}{\hbar}\mathbf{p}\mathbf{x} + \frac{i}{\hbar}\mathbf{e}\mathbf{y}} d\mathbf{p} d\mathbf{e} \left( \int d\mathbf{k} V(\mathbf{p}, \mathbf{e}, \mathbf{k}) \Psi(\mathbf{p} - \mathbf{k}, \mathbf{e} + \mathbf{k}) \right) \\
&= \frac{1}{(2\pi\hbar)^3} \int e^{\frac{i}{\hbar}(\mathbf{p}+\mathbf{k})\mathbf{x} + \frac{i}{\hbar}(\mathbf{e}-\mathbf{k})\mathbf{y}} d\mathbf{p} d\mathbf{e} \int d\mathbf{k} V(\mathbf{p} + \mathbf{k}, \mathbf{e} - \mathbf{k}, \mathbf{k}) \Psi(\mathbf{p}, \mathbf{e}) \\
&= \int d\mathbf{k} e^{\frac{i}{\hbar}\mathbf{k}(\mathbf{y}-\mathbf{x})} V(\mathbf{p} + \mathbf{k}, \mathbf{e} - \mathbf{k}, \mathbf{k}) \left[ \left( \frac{1}{(2\pi\hbar)^3} \int d\mathbf{p} d\mathbf{e} e^{\frac{i}{\hbar}\mathbf{p}\mathbf{x} + \frac{i}{\hbar}\mathbf{e}\mathbf{y}} \Psi(\mathbf{p}, \mathbf{e}) \right) \right]
\end{aligned} \tag{7.69}$$

where expression in square brackets is recognized as the original position-space wave function  $\Psi(\mathbf{x}, \mathbf{y})$  and the rest as an operator acting on this wave function. This operator acquires especially simple form if we assume that  $V(\mathbf{p}, \mathbf{e}, \mathbf{k})$  does not depend on  $\mathbf{p}$  and  $\mathbf{e}$ .

$$V(\mathbf{p}, \mathbf{e}, \mathbf{k}) = v(\mathbf{k})$$

then

$$\begin{aligned}
& V\Psi(\mathbf{x}, \mathbf{y}) \\
&= \int d\mathbf{k} e^{\frac{i}{\hbar}\mathbf{k}(\mathbf{y}-\mathbf{x})} v(\mathbf{k}) \left[ \left( \frac{1}{(2\pi\hbar)^3} \int d\mathbf{p} d\mathbf{e} e^{\frac{i}{\hbar}\mathbf{p}\mathbf{x} + \frac{i}{\hbar}\mathbf{e}\mathbf{y}} \Psi(\mathbf{p}, \mathbf{e}) \right) \right] \\
&= \tilde{v}(\mathbf{x} - \mathbf{y}) \frac{1}{(2\pi\hbar)^3} \int d\mathbf{p} d\mathbf{e} e^{\frac{i}{\hbar}\mathbf{p}\mathbf{x} + \frac{i}{\hbar}\mathbf{e}\mathbf{y}} \Psi(\mathbf{p}, \mathbf{e}) \\
&= \tilde{v}(\mathbf{x} - \mathbf{y}) \Psi(\mathbf{x}, \mathbf{y})
\end{aligned} \tag{7.70}$$

where

---

<sup>21</sup>Here  $\mathbf{x}$  and  $\mathbf{y}$  are positions of the proton and the electron, respectively; and we use (5.34) to transform between momentum and position representations.



$$\tilde{v}(\mathbf{r}) = \int d\mathbf{k} e^{\frac{i}{\hbar} \mathbf{k} \mathbf{r}} v(\mathbf{k})$$

is the Fourier transform of  $v(\mathbf{k})$ . We see that interaction (7.66) acts as multiplication by the function  $\tilde{v}(\mathbf{x})$  in the position space. So, it is a usual position-dependent potential. Note that the requirement of the total momentum conservation implies automatically that the potential depends on the relative position  $(\mathbf{x} - \mathbf{y})$ .

Let us now consider the general case (7.69). Without loss of generality we can represent function  $V(\mathbf{p} + \mathbf{k}, \mathbf{e} - \mathbf{k}, \mathbf{k})$  as a series<sup>22</sup>

$$V(\mathbf{p} + \mathbf{k}, \mathbf{e} - \mathbf{k}, \mathbf{k}) = \sum_j \chi_j(\mathbf{p}, \mathbf{e}) v_j(\mathbf{k})$$

Then we obtain

$$\begin{aligned} & V\Psi(\mathbf{x}, \mathbf{y}) \\ &= \sum_j \int d\mathbf{k} e^{\frac{i}{\hbar} \mathbf{k}(\mathbf{y} - \mathbf{x})} v_j(\mathbf{k}) \left[ \left( \frac{1}{(2\pi\hbar)^3} \int d\mathbf{p} d\mathbf{e} \chi_j(\mathbf{p}, \mathbf{e}) e^{\frac{i}{\hbar} \mathbf{p}\mathbf{x} + \frac{i}{\hbar} \mathbf{e}\mathbf{y}} \Psi(\mathbf{p}, \mathbf{e}) \right) \right] \\ &= \sum_j \tilde{v}_j(\mathbf{y} - \mathbf{x}) \chi_j(\hat{\mathbf{p}}, \hat{\mathbf{e}}) \left[ \left( \frac{1}{(2\pi\hbar)^3} \int d\mathbf{p} d\mathbf{e} e^{\frac{i}{\hbar} \mathbf{p}\mathbf{x} + \frac{i}{\hbar} \mathbf{e}\mathbf{y}} \Psi(\mathbf{p}, \mathbf{e}) \right) \right] \\ &= \sum_j \tilde{v}_j(\mathbf{y} - \mathbf{x}) \chi_j(\hat{\mathbf{p}}, \hat{\mathbf{e}}) \Psi(\mathbf{x}, \mathbf{y}) \end{aligned} \tag{7.71}$$

where  $\hat{\mathbf{p}} = -i\hbar d/d\mathbf{x}$  and  $\hat{\mathbf{e}} = -i\hbar d/d\mathbf{y}$  are differential operators, i.e., position-space representations (5.32) of the momentum operators of the two particles. Expression (7.71) then demonstrates that interaction  $d^\dagger a^\dagger da$  can be always represented as a general 2-particle potential depending on the distance between particles and their momenta. We will use eq. (7.71) in our derivation of 2-particle RQD potentials in subsection 9.3.3.

---

<sup>22</sup>For example, a series of this form can be obtained by writing a Taylor expansion with respect to the variable  $\mathbf{k}$  with  $\chi_j$  being the coefficients depending on  $\mathbf{p}$  and  $\mathbf{e}$ .

### 7.2.8 Cluster separability in the Fock space

We know from subsection 6.3.5 that a cluster separable interaction potential can be constructed as a sum of smooth potentials (6.50). However, this notation is very inconvenient to use in the Fock space. Such sums have rather different forms in different Fock sectors. For example, the Coulomb interaction has the form (6.48) in the 2-particle sector and the form (6.49) in the 3-particle sector. Fortunately, cluster separable interactions in the Fock space can be written in the general form (7.48) - (7.49). The cluster separability is ensured if coefficient functions  $D_{NM}$  are smooth functions of particle momenta [9].

Let us verify this statement on a simple example. We are going to find out how the 2-particle potential (7.66) acts in the 3-particle (one proton and two electrons) sector of the Fock space  $\mathcal{H}(2, 0, 1, 0, 0)$  where state vectors have the form

$$|\Psi\rangle = \int d\mathbf{p} d\mathbf{e}_1 d\mathbf{e}_2 \psi(\mathbf{p}, \mathbf{e}_1, \mathbf{e}_2) d_{\mathbf{p}}^{\dagger} a_{\mathbf{e}_1}^{\dagger} a_{\mathbf{e}_2}^{\dagger} |0\rangle \quad (7.72)$$

Applying operator (7.66) to this state vector we obtain

$$\begin{aligned} & V|\Psi\rangle \\ &= \int d\mathbf{p}' d\mathbf{e}' d\mathbf{k} \int d\mathbf{p} d\mathbf{e}_1 d\mathbf{e}_2 V(\mathbf{p}', \mathbf{e}', \mathbf{k}) \psi(\mathbf{p}, \mathbf{e}_1, \mathbf{e}_2) d_{\mathbf{p}'}^{\dagger} a_{\mathbf{e}'}^{\dagger} d_{\mathbf{p}'-\mathbf{k}} a_{\mathbf{e}'+\mathbf{k}} d_{\mathbf{p}}^{\dagger} a_{\mathbf{e}_1}^{\dagger} a_{\mathbf{e}_2}^{\dagger} |0\rangle \end{aligned} \quad (7.73)$$

The product of particle operators acting on the vacuum state can be rewritten as

$$\begin{aligned} & d_{\mathbf{p}'}^{\dagger} a_{\mathbf{e}'}^{\dagger} d_{\mathbf{p}'-\mathbf{k}} a_{\mathbf{e}'+\mathbf{k}} d_{\mathbf{p}}^{\dagger} a_{\mathbf{e}_1}^{\dagger} a_{\mathbf{e}_2}^{\dagger} |0\rangle \\ &= -d_{\mathbf{p}'}^{\dagger} a_{\mathbf{e}'}^{\dagger} d_{\mathbf{p}}^{\dagger} a_{\mathbf{e}_1}^{\dagger} a_{\mathbf{e}_2}^{\dagger} d_{\mathbf{p}'-\mathbf{k}} a_{\mathbf{e}'+\mathbf{k}} |0\rangle + d_{\mathbf{p}'}^{\dagger} a_{\mathbf{e}'}^{\dagger} a_{\mathbf{e}'+\mathbf{k}} a_{\mathbf{e}_1}^{\dagger} a_{\mathbf{e}_2}^{\dagger} \delta(\mathbf{p}' - \mathbf{k} - \mathbf{p}) |0\rangle \\ &\quad - d_{\mathbf{p}}^{\dagger} a_{\mathbf{e}}^{\dagger} d_{\mathbf{p}}^{\dagger} a_{\mathbf{e}_2}^{\dagger} d_{\mathbf{p}'-\mathbf{k}} \delta(\mathbf{e}_1 - \mathbf{e}' - \mathbf{k}) |0\rangle + d_{\mathbf{p}}^{\dagger} a_{\mathbf{e}}^{\dagger} d_{\mathbf{p}}^{\dagger} a_{\mathbf{e}_1}^{\dagger} d_{\mathbf{p}'-\mathbf{k}} \delta(\mathbf{e}_2 - \mathbf{e}' - \mathbf{k}) |0\rangle \\ &= d_{\mathbf{p}}^{\dagger} a_{\mathbf{e}}^{\dagger} a_{\mathbf{e}_2}^{\dagger} \delta(\mathbf{p}' - \mathbf{k} - \mathbf{p}) \delta(\mathbf{e}_1 - \mathbf{e}' - \mathbf{k}) |0\rangle - d_{\mathbf{p}}^{\dagger} a_{\mathbf{e}}^{\dagger} a_{\mathbf{e}_1}^{\dagger} \delta(\mathbf{e}_2 - \mathbf{e}' - \mathbf{k}) \delta(\mathbf{p}' - \mathbf{k} - \mathbf{p}) |0\rangle \end{aligned}$$

Inserting this result in (7.73) we obtain

$$\begin{aligned}
& V|\Psi\rangle \\
&= \int d\mathbf{k} d\mathbf{p} d\mathbf{e}_1 d\mathbf{e}_2 V(\mathbf{k} + \mathbf{p}, \mathbf{e}_1 - \mathbf{k}, \mathbf{k}) \psi(\mathbf{p}, \mathbf{e}_1, \mathbf{e}_2) d_{\mathbf{k}+\mathbf{p}}^\dagger a_{\mathbf{e}_1-\mathbf{k}}^\dagger a_{\mathbf{e}_2}^\dagger |0\rangle \\
&- \int d\mathbf{k} d\mathbf{p} d\mathbf{e}_1 d\mathbf{e}_2 V(\mathbf{k} + \mathbf{p}, \mathbf{e}_2 - \mathbf{k}, \mathbf{k}) \psi(\mathbf{p}, \mathbf{e}_1, \mathbf{e}_2) d_{\mathbf{k}+\mathbf{p}}^\dagger a_{\mathbf{e}_2-\mathbf{k}}^\dagger a_{\mathbf{e}_1}^\dagger |0\rangle \\
&= \int d\mathbf{k} d\mathbf{p} d\mathbf{e}_1 d\mathbf{e}_2 V(\mathbf{p}, \mathbf{e}_1, \mathbf{k}) \psi(\mathbf{p} - \mathbf{k}, \mathbf{e}_1 + \mathbf{k}, \mathbf{e}_2) d_{\mathbf{p}}^\dagger a_{\mathbf{e}_1}^\dagger a_{\mathbf{e}_2}^\dagger |0\rangle \\
&+ \int d\mathbf{k} d\mathbf{p} d\mathbf{e}_1 d\mathbf{e}_2 V(\mathbf{p}, \mathbf{e}_2, \mathbf{k}) \psi(\mathbf{p} - \mathbf{k}, \mathbf{e}_1, \mathbf{e}_2 + \mathbf{k}) d_{\mathbf{p}}^\dagger a_{\mathbf{e}_1}^\dagger a_{\mathbf{e}_2}^\dagger |0\rangle \\
&= \int d\mathbf{p} d\mathbf{e}_1 d\mathbf{e}_2 \left( \int d\mathbf{k} [V(\mathbf{p}, \mathbf{e}_1, \mathbf{k}) \psi(\mathbf{p} - \mathbf{k}, \mathbf{e}_1 + \mathbf{k}, \mathbf{e}_2) \right. \\
&\quad \left. + V(\mathbf{p}, \mathbf{e}_2, \mathbf{k}) \psi(\mathbf{p} - \mathbf{k}, \mathbf{e}_1, \mathbf{e}_2 + \mathbf{k})] \right) d_{\mathbf{p}}^\dagger a_{\mathbf{e}_1}^\dagger a_{\mathbf{e}_2}^\dagger |0\rangle \tag{7.74}
\end{aligned}$$

Comparing this with eq. (7.68) we see that, as expected from the condition of cluster separability, the two-particle interaction in the three-particle sector separates in two terms. One term acts on the pair of variables  $(\mathbf{p}, \mathbf{e}_1)$ . The other term acts on variables  $(\mathbf{p}, \mathbf{e}_2)$ .

Removing the electron 2 to infinity is equivalent to multiplying the wave function  $\psi(\mathbf{p}, \mathbf{e}_1, \mathbf{e}_2)$  by  $\exp(\frac{i}{\hbar} \mathbf{e}_2 \mathbf{a})$  where  $\mathbf{a} \rightarrow \infty$ . The action of  $V$  on such a wave function (i.e., the term in parentheses in (7.74)) is

$$\begin{aligned}
& \lim_{\mathbf{a} \rightarrow \infty} \left[ \int d\mathbf{k} V(\mathbf{p}, \mathbf{e}_1, \mathbf{k}) \psi(\mathbf{p} - \mathbf{k}, \mathbf{e}_1 + \mathbf{k}, \mathbf{e}_2) e^{\frac{i}{\hbar} \mathbf{e}_2 \mathbf{a}} \right. \\
& \quad \left. + \int d\mathbf{k} V(\mathbf{p}, \mathbf{e}_2, \mathbf{k}) \psi(\mathbf{p} - \mathbf{k}, \mathbf{e}_1, \mathbf{e}_2 + \mathbf{k}) e^{\frac{i}{\hbar} (\mathbf{e}_2 + \mathbf{k}) \mathbf{a}} \right]
\end{aligned}$$

In the limit  $\mathbf{a} \rightarrow \infty$  the exponent in the integrand of the second term is a rapidly oscillating function of  $\mathbf{k}$ . If the coefficient function  $V(\mathbf{p}, \mathbf{e}, \mathbf{k})$  is a smooth function of  $\mathbf{k}$  then the integral on  $\mathbf{k}$  is zero due to the Riemann-Lebesgue lemma B.1. Therefore, only the interaction proton - electron(1) does not vanish

$$\begin{aligned}
& \lim_{\mathbf{a} \rightarrow \infty} V e^{\frac{i}{\hbar} \hat{\mathbf{e}}_2 \mathbf{a}} |\Psi\rangle \\
&= \lim_{\mathbf{a} \rightarrow \infty} \int d\mathbf{k} d\mathbf{p} d\mathbf{e}_1 d\mathbf{e}_2 V(\mathbf{p}, \mathbf{e}_1, \mathbf{k}) \psi(\mathbf{p} - \mathbf{k}, \mathbf{e}_1 + \mathbf{k}, \mathbf{e}_2) e^{\frac{i}{\hbar} \mathbf{e}_2 \mathbf{a}} d_{\mathbf{p}}^\dagger a_{\mathbf{e}_1}^\dagger a_{\mathbf{e}_2}^\dagger |0\rangle
\end{aligned}$$

which demonstrates that  $V$  is a cluster separable potential.

For more complex potentials (including those which change the number of particles) with smooth coefficient functions, the above arguments can be repeated. Then one can see that when some particles are removed to infinity such potentials automatically separate into sums of smooth terms, as required by cluster separability. Therefore,

**Statement 7.7 (cluster separability)** *The cluster separability of the interaction (7.48) is guaranteed if the coefficient functions  $D_{NM}$  of all potentials  $V_{NM}$  are smooth functions of momenta.*

The power of this statement is that when expressing interacting potentials through particle operators in the momentum representation we have a very simple criterion of cluster separability: the coefficient functions must be smooth, i.e., they should not contain singular factors, like delta functions.<sup>23</sup> This is the great advantage of writing interactions in terms of particle (creation and annihilation) operators instead of particle (position and momentum) observables as in section 6.3.<sup>24</sup> Recall that in subsection 6.3.7 it was a very non-trivial matter to ensure the cluster separability for interaction potentials written in terms of particle observables even in a simplest 3-particle system.

### 7.3 A toy model theory

Before considering real QED interactions between charged particles and photons in the next chapter, in this section we are going to perform a warm-up exercise. We will introduce a simple yet quite realistic model theory with variable number of particles in the Fock space. In this theory, the perturbation expansion of the  $S$ -operator can be evaluated with minimal efforts, in particular, with the help of a convenient *diagram technique*. In section 8.3 we will use this simplified model again in order to illustrate major ideas of the renormalization program.

---

<sup>23</sup>This is the reason why such potentials were called *smooth* in subsection 6.3.5.

<sup>24</sup>see section 4 of ref. [9].

### 7.3.1 Fock space and Hamiltonian

The toy model introduced here is a rough approximation to QED. This approximation describes only electrons and photons and their interactions. (No particle-antiparticle pair creation is allowed.) So, we will work in the part of the Fock space with no other particles. This part is a direct sum of electron-photon sectors like those described in formulas (7.2) - (7.10). We will also assume that interaction does not affect the electron spin and photon polarization degrees of freedom, so the corresponding labels will be omitted. Then relevant (anti)commutation relations of particle operators can be obtained from (7.22) - (7.25)

$$\{a_{\mathbf{p}}, a_{\mathbf{p}'}^\dagger\} = \delta(\mathbf{p} - \mathbf{p}') \quad (7.75)$$

$$[c_{\mathbf{p}}, c_{\mathbf{p}'}^\dagger] = \delta(\mathbf{p} - \mathbf{p}') \quad (7.76)$$

$$\{a_{\mathbf{p}}, a_{\mathbf{p}'}\} = \{a_{\mathbf{p}}^\dagger, a_{\mathbf{p}'}^\dagger\} = 0 \quad (7.77)$$

$$[c_{\mathbf{p}}, c_{\mathbf{p}'}] = [c_{\mathbf{p}}^\dagger, c_{\mathbf{p}'}^\dagger] = 0 \quad (7.78)$$

$$[a_{\mathbf{p}}^\dagger, c_{\mathbf{p}'}^\dagger] = [a_{\mathbf{p}}^\dagger, c_{\mathbf{p}'}] = [a_{\mathbf{p}}, c_{\mathbf{p}'}^\dagger] = [a_{\mathbf{p}}, c_{\mathbf{p}'}] = 0 \quad (7.79)$$

The interacting Hamiltonian  $H = H_0 + V_1$ , as usual, is the sum of the free Hamiltonian

$$H_0 = \int d\mathbf{p} \omega_{\mathbf{p}} a_{\mathbf{p}}^\dagger a_{\mathbf{p}} + c \int d\mathbf{k} k c_{\mathbf{k}}^\dagger c_{\mathbf{k}},$$

and interaction, which we choose in the following unphys form

$$V_1 = \frac{e\sqrt{c\hbar}}{(2\pi\hbar)^{3/2}} \int \frac{d\mathbf{p}d\mathbf{k}}{\sqrt{k}} a_{\mathbf{p}}^\dagger c_{\mathbf{k}}^\dagger a_{\mathbf{p}+\mathbf{k}} + \frac{e\sqrt{c\hbar}}{(2\pi\hbar)^{3/2}} \int \frac{d\mathbf{p}d\mathbf{k}}{\sqrt{k}} a_{\mathbf{p}}^\dagger a_{\mathbf{p}-\mathbf{k}} c_{\mathbf{k}} \quad (7.80)$$

The *coupling constant*  $e$  is assumed to be proportional to the absolute value of the electron charge. Here and in what follows the *perturbation order* of an operator (= the power of the coupling constant  $e$ ) is shown by the subscript. For example, the free Hamiltonian  $H_0$  does not depend on  $e$ , so it is of zero perturbation order;  $V_1$  is of the first perturbation order, etc.

The above theory satisfies conservation laws

$$[H, Q] = [H, \mathbf{P}_0] = [H, \mathbf{J}_0] = 0,$$

where  $\mathbf{P}_0$  is the total momentum operator (7.29),  $\mathbf{J}_0$  is the total angular momentum operator (7.31), and  $Q$  is the total charge (7.45). The number of electrons is conserved, but the number of photons can be changed. So, this theory is capable of describing important processes of the photon emission and absorption. However, it has two major drawbacks.

First, it is not Poincaré invariant. This means that it is not possible to construct an interacting boost operator  $\mathbf{K}$  such that the Poincaré commutation relations with  $H$ ,  $\mathbf{P}_0$ , and  $\mathbf{J}_0$  are satisfied. In this section we will tolerate this deficiency, but in chapter 8 we will show how the Poincaré invariance can be satisfied in a more comprehensive theory (QED) which includes both particles and antiparticles.

The second drawback is that due to the presence of singularities  $k^{-1/2}$  in the coefficient functions of (7.80), the interaction  $V_1$  formally does not satisfy our criterion of cluster separability in Statement 7.7.<sup>25</sup> The singularities at  $\mathbf{k} = 0$  are related to so-called *infrared divergences*. Physically, these divergences reflect the fact that the photon has zero mass, and an unlimited number of *soft* photons can be created in scattering processes. The techniques for dealing with infrared divergences are well established (see, e.g., [9, 80]) and they will not be discussed in this book. The easiest way to avoid such divergences in our calculations is to assign a fictitious small mass to photons. Although, we are not going to indicate this explicitly, we will pretend that such a modification is done, so that the  $\mathbf{k} = 0$  singularities are removed from the coefficient functions of interaction potentials, and these functions become smooth in agreement with the Statement 7.7.<sup>26</sup>

Another important problem with interaction (7.80) is its unphys type.<sup>27</sup> In section 8.3 we will demonstrate that this fact is responsible for the necessity to introduce renormalization, which is equivalent to adding (infinite) counterterms to the interaction (7.80). In this section we will discuss only

---

<sup>25</sup>The same problem is also characteristic for interaction potentials in QED (M.5) and (M.8)

<sup>26</sup> Even in the limit of zero photon mass the singularity at  $\mathbf{k} = 0$  is not as bad as it looks. In the dressed particle representation of QED it becomes obvious that interaction potentials between charges (e.g., the Coulomb potential in the 2nd perturbation order) are still separable in spite of having a long range (see subsection 9.3.3).

<sup>27</sup>Two potentials in  $V_1$  satisfy condition 2. for unphys operators in subsection 7.2.4.

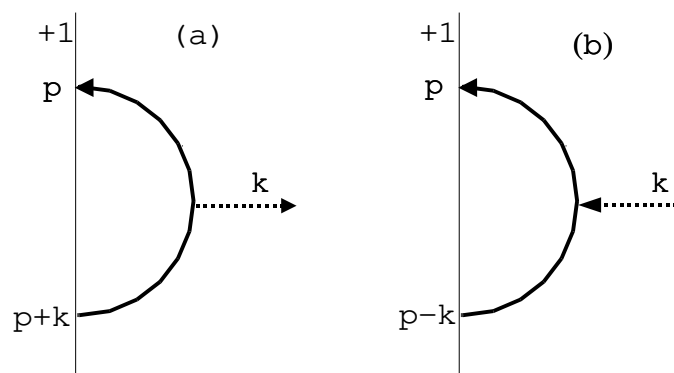


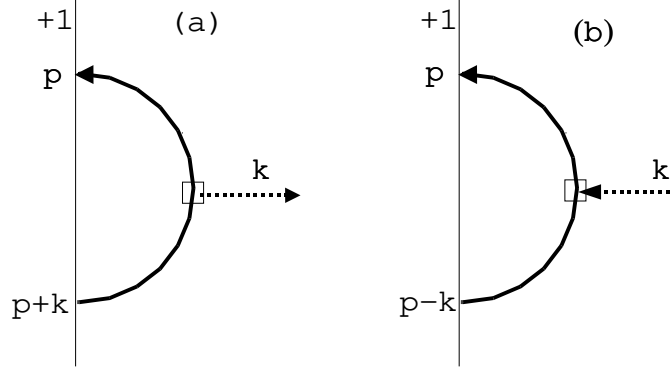
Figure 7.1: Diagram representation of the interaction operator  $V_1$ .

the 2nd perturbation order for scattering operators, so the renormalization will not concern us here.

### 7.3.2 Drawing a diagram in the toy model

Our primary goal in this subsection is to introduce the diagram technique which greatly facilitates perturbative calculations of scattering operators (6.100) and (6.102). Let us graphically represent each term in the interaction potential (7.80) as a *vertex* (see Fig. 7.1). Each particle operator in (7.80) is represented as an oriented *line* or arrow. The line corresponding to an annihilation operator enters the vertex, and the line corresponding to a creation operator leaves the vertex. Electron lines are shown by full arcs and photon lines are shown by dashed arrows on the diagram. Each line is marked with the momentum label of the corresponding particle operator. Free ends of the electron lines are attached to the vertical electron “order bar” on the left hand side of the diagram. The order of these *external lines* (from bottom to top of the order bar) corresponds to the order of electron particle operators in the potential (from right to left). An additional numerical factor is indicated in the upper left corner of the diagram.

The  $t$ -integral  $\underline{V_1(t)}$  differs from  $V_1(t)$  only by the factor  $-E_{V_1}^{-1}$  (see eq. (7.62)), which is represented in the diagram by drawing a box that crosses all external lines. A line entering (leaving) the box contributes its energy with the negative (positive) sign to the energy function  $E_{V_1}$ . The diagram

Figure 7.2:  $t$ -integral  $\underline{V}_1(t)$ .

representation of the integral

$$\begin{aligned} \underline{V}_1(t) &= -\frac{e\sqrt{c\hbar}}{(2\pi\hbar)^{3/2}} \int \frac{d\mathbf{p}d\mathbf{k}}{\sqrt{k}} \frac{e^{-\frac{it}{\hbar}(\omega_{\mathbf{p}}+ck-\omega_{\mathbf{p}+\mathbf{k}})}}{\omega_{\mathbf{p}}+ck-\omega_{\mathbf{p}+\mathbf{k}}} a_{\mathbf{p}}^{\dagger} c_{\mathbf{k}}^{\dagger} a_{\mathbf{p}+\mathbf{k}} \\ &\quad - \frac{e\sqrt{c\hbar}}{(2\pi\hbar)^{3/2}} \int \frac{d\mathbf{p}d\mathbf{k}}{\sqrt{k}} \frac{e^{-\frac{it}{\hbar}(\omega_{\mathbf{p}}-ck-\omega_{\mathbf{p}-\mathbf{k}})}}{\omega_{\mathbf{p}}-ck-\omega_{\mathbf{p}-\mathbf{k}}} a_{\mathbf{p}}^{\dagger} a_{\mathbf{p}-\mathbf{k}} c_{\mathbf{k}} \end{aligned} \quad (7.81)$$

is shown in Fig. 7.2.

The product of two potentials  $AB$  is represented by simply placing the diagram  $B$  below the diagram  $A$  and attaching external electron lines of both diagrams to the same order bar. For example, the diagram for the product of the second term in (7.80) (Fig. 7.1(b)) and the first term in (7.81) (Fig. 7.2(a))

$$\underline{V}_1 \underline{V}_1 \propto (a_{\mathbf{p}}^{\dagger} a_{\mathbf{p}-\mathbf{k}} c_{\mathbf{k}}) (a_{\mathbf{q}}^{\dagger} c_{\mathbf{k}'}^{\dagger} a_{\mathbf{q}+\mathbf{k}'} + \dots) \quad (7.82)$$

is shown in Fig. 7.3(a).<sup>28</sup> This product should be further converted to the normal form, i.e., all incoming lines should be positioned below outgoing

<sup>28</sup>By convention, we will place free ends of photon external lines on the right hand side of the diagram. The order of these free ends (from top to bottom of the diagram) will correspond to the order of photon particle operators in the expression (from left to right). For example, in Fig. 7.3(a) the incoming photon line is above the outgoing photon line, which corresponds to the order  $cc^{\dagger}$  of photon operators in (7.82).



lines. Due to anticommutation relations (7.75) and (7.77), each exchange of positions of electron particle operators (full lines on the diagram) changes the total sign of the expression. On the diagram, the movement of particle operators from right to left is represented by the movement of free ends of particle lines upward. Each permutation of annihilation and creation operators (incoming and outgoing lines, respectively) of similar particles creates an additional expression and a new diagram in which the swapped lines are joined together by an *internal line*. Using these rules we first move the photon operators in (7.82) to the rightmost positions, move the operator  $a_{\mathbf{q}}^\dagger$  to the leftmost position, and add another term due to the anticommutator  $\{a_{\mathbf{p}-\mathbf{k}}, a_{\mathbf{q}}^\dagger\} = \delta(\mathbf{q} - \mathbf{p} + \mathbf{k})$ .

$$\begin{aligned} V_1 \underline{V_1} &\propto a_{\mathbf{q}}^\dagger a_{\mathbf{p}}^\dagger a_{\mathbf{p}-\mathbf{k}} a_{\mathbf{q}+\mathbf{k}'} c_{\mathbf{k}} c_{\mathbf{k}'}^\dagger + \delta(\mathbf{q} - \mathbf{p} + \mathbf{k}) a_{\mathbf{p}}^\dagger a_{\mathbf{q}+\mathbf{k}'} c_{\mathbf{k}} c_{\mathbf{k}'}^\dagger \\ &= a_{\mathbf{q}}^\dagger a_{\mathbf{p}}^\dagger a_{\mathbf{p}-\mathbf{k}} a_{\mathbf{q}+\mathbf{k}'} c_{\mathbf{k}} c_{\mathbf{k}'}^\dagger + a_{\mathbf{p}}^\dagger a_{\mathbf{p}-\mathbf{k}+\mathbf{k}'} c_{\mathbf{k}} c_{\mathbf{k}'}^\dagger + \dots \end{aligned} \quad (7.83)$$

Expression (7.83) is represented by two diagrams 9.3(b) and 9.3(c). In the diagram 9.3(b) the electron line marked  $\mathbf{q}$  has been moved to the top of the electron order bar. In the diagram 9.3(c) the product  $\delta(\mathbf{q} - \mathbf{p} + \mathbf{k})$  and the integration by  $\mathbf{q}$  are represented by joining or *pairing* the incoming electron line carrying momentum  $\mathbf{p} - \mathbf{k}$  with the outgoing electron line carrying momentum  $\mathbf{q}$ . This produces an internal electron line carrying momentum  $\mathbf{p} - \mathbf{k}$  between two vertices.

In the expression (7.83), the electron operators are in the normal order, however, the photon operators are not. The next step is to change the order of photon operators

$$\begin{aligned} V_1 \underline{V_1} &\propto a_{\mathbf{q}}^\dagger a_{\mathbf{p}}^\dagger a_{\mathbf{p}-\mathbf{k}} a_{\mathbf{q}+\mathbf{k}'} c_{\mathbf{k}'}^\dagger c_{\mathbf{k}} + a_{\mathbf{q}}^\dagger a_{\mathbf{p}}^\dagger a_{\mathbf{p}-\mathbf{k}} a_{\mathbf{q}+\mathbf{k}'} \delta(\mathbf{k}' - \mathbf{k}) \\ &+ a_{\mathbf{p}}^\dagger a_{\mathbf{p}-\mathbf{k}+\mathbf{k}'} c_{\mathbf{k}'}^\dagger c_{\mathbf{k}} + a_{\mathbf{p}}^\dagger a_{\mathbf{p}-\mathbf{k}+\mathbf{k}'} \delta(\mathbf{k}' - \mathbf{k}) + \dots \\ &= a_{\mathbf{q}}^\dagger a_{\mathbf{p}}^\dagger a_{\mathbf{p}-\mathbf{k}} a_{\mathbf{q}+\mathbf{k}'} c_{\mathbf{k}'}^\dagger c_{\mathbf{k}} + a_{\mathbf{q}}^\dagger a_{\mathbf{p}}^\dagger a_{\mathbf{p}-\mathbf{k}} a_{\mathbf{q}+\mathbf{k}} \\ &+ a_{\mathbf{p}}^\dagger a_{\mathbf{p}-\mathbf{k}+\mathbf{k}'} c_{\mathbf{k}'}^\dagger c_{\mathbf{k}} + a_{\mathbf{p}}^\dagger a_{\mathbf{p}} + \dots \end{aligned} \quad (7.84)$$

The normal ordering of photon operators in 9.3(b) yields diagrams 9.3(d) and 9.3(e) according to equation (7.76). Diagrams 9.3(f) and 9.3(g) are obtained from 9.3(c) in a similar way.

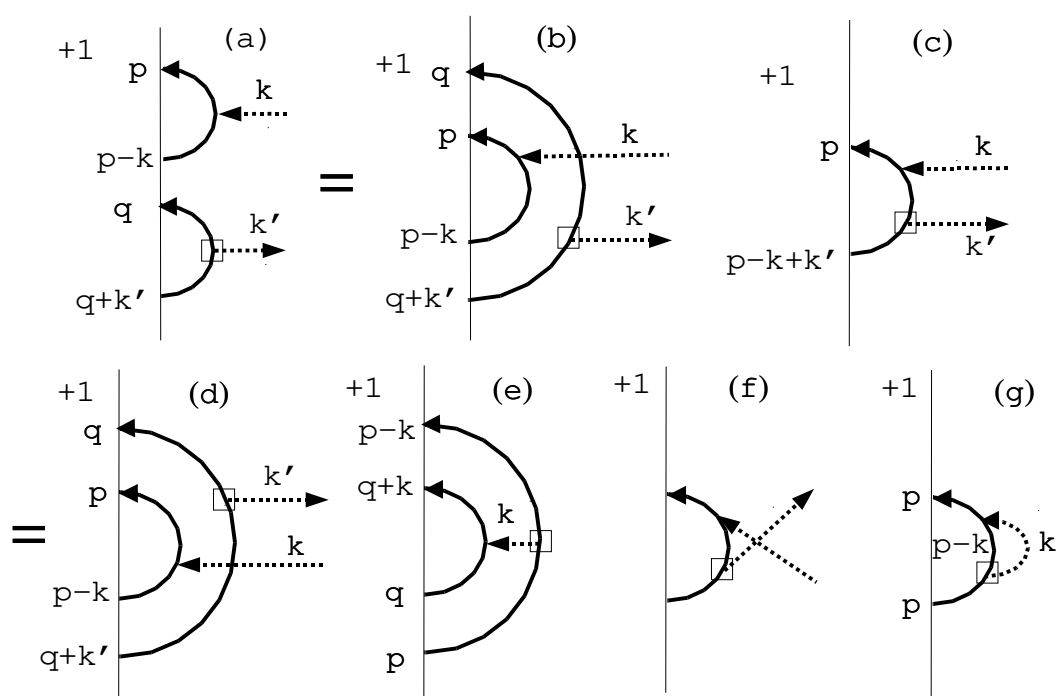


Figure 7.3: The normal product of operators in Fig. 7.1(b) and 7.2(a).

### 7.3.3 Reading a diagram in the toy model

Using diagrams, with some practice, one can perform calculations of scattering operators (6.100) and (6.102) much easier than in the usual algebraic way. During these diagram manipulations we, actually, do not need to keep momentum labels of lines. The algebraic expression of the result can be easily restored from an unlabeled diagram by following these steps:

- (I) Assign a distinct momentum label to each external line, except one, whose momentum is obtained from the (momentum conservation) condition that the sum of all incoming external momenta minus the sum of all outgoing external momenta is zero.
- (II) Assign momentum labels to internal lines so that the momentum conservation law is satisfied at each vertex: The sum of momenta of lines entering the vertex is equal to the sum of momenta of outgoing lines. If there are *loops*, one needs to introduce new independent *loop momenta*<sup>29</sup>
- (III) Read external lines from top to bottom of the diagram and write corresponding particle operators from left to right. Do it first for electron lines and then for photon lines.
- (IV) For each box, write a factor  $-(E_f - E_i)^{-1}$ , where  $E_f$  is the sum of energies of particles going out of the box and  $E_i$  is the sum of energies of particles coming into the box.
- (V) Write a factor  $e^{-\frac{i}{\hbar}E_Y t}$ , where  $E_Y$  is the energy function of the diagram which is the sum of energies of all outgoing external lines minus the sum of energies of all incoming external lines.
- (VI) For each vertex introduce a factor  $\frac{e\sqrt{c\hbar}}{\sqrt{(2\pi\hbar)^3 k}}$ , where  $\mathbf{k}$  is the momentum of the photon line attached to the vertex.
- (VII) Integrate the obtained expression by all independent external momenta and loop momenta.

---

<sup>29</sup>see diagram 7.3(g) in which  $\mathbf{k}$  is the loop momentum.

### 7.3.4 Electron-electron scattering

Let us now try to extract some physical information from the above theory. We will calculate low order terms in the perturbation expansion (6.100) for the  $\Sigma$ -operator

$$\Sigma_1(t) = V_1(t) \quad (7.85)$$

$$\Sigma_2(t) = (V_1(t)\underline{V_1(t)})^{unp} + (V_1(t)\underline{V_1(t)})^{ph} + (V_1(t)\underline{V_1(t)})^{ren} \quad (7.86)$$

To obtain the corresponding contributions to the  $S$ -operator we need to take  $t$ -integrals

$$S = 1 + \underbrace{\Sigma_1(t)} + \underbrace{\Sigma_2(t)} + \dots$$

Note that the right hand side of (7.85) and the first term on the right hand side of (7.86) are unphys, so, due to eq. (7.65), they do not contribute to the  $S$ -operator. For now, we also ignore the contribution of the renorm term in (7.86).<sup>30</sup> Then we obtain in the 2nd perturbation order

$$S_2 = \underbrace{(V_1(t)\underline{V_1(t)})^{ph}} + \dots \quad (7.87)$$

Operator  $V_1\underline{V_1}$  has several terms corresponding to different scattering processes. Some of them were calculated in subsection 7.3.2. For example, the term of the type  $a^\dagger c^\dagger ac$  (see fig. 7.3(f)) annihilates an electron and a photon in the initial state and recreates them (with different momenta) in the final state. So, this term describes the electron-photon (Compton) scattering. Let us consider in more detail the electron-electron scattering term  $a^\dagger a^\dagger aa$ . The corresponding term in the integrand of (7.87) is described by the diagram in Fig. 7.3(e) and, according to the rules (I) - (VII) this diagram translates into expression

$$Fig.7.3(e) = -\frac{\hbar e^2 c}{(2\pi\hbar)^3} \int d\mathbf{p} d\mathbf{q} d\mathbf{k} \frac{e^{-\frac{it}{\hbar}(\omega_{\mathbf{p}-\mathbf{k}} + \omega_{\mathbf{q}+\mathbf{k}} - \omega_{\mathbf{q}} - \omega_{\mathbf{p}})}}{k(ck + \omega_{\mathbf{p}-\mathbf{k}} - \omega_{\mathbf{p}})} a_{\mathbf{p}-\mathbf{k}}^\dagger a_{\mathbf{q}+\mathbf{k}}^\dagger a_{\mathbf{p}} a_{\mathbf{q}}$$

---

<sup>30</sup>We will devote a full section 8.3 to the discussion of renorm terms in the Hamiltonian and scattering operators.

The  $t$ -integral of this expression is

$$\begin{aligned} & \overbrace{Fig. 7.3(e)} \\ &= -\frac{2\pi i e^2 \hbar^2 c}{(2\pi \hbar)^3} \int d\mathbf{p} d\mathbf{q} d\mathbf{k} \frac{\delta(\omega_{\mathbf{p}-\mathbf{k}} + \omega_{\mathbf{q}+\mathbf{k}} - \omega_{\mathbf{q}} - \omega_{\mathbf{p}})}{k(ck + \omega_{\mathbf{p}-\mathbf{k}} - \omega_{\mathbf{p}})} a_{\mathbf{p}-\mathbf{k}}^\dagger a_{\mathbf{q}+\mathbf{k}}^\dagger a_{\mathbf{p}} a_{\mathbf{q}} \end{aligned} \quad (7.88)$$

The delta function in (7.88) expresses the conservation of energy in the scattering process. We will also say that expression (7.88) is non-zero only on the energy shell which is a solution of the equation

$$\omega_{\mathbf{p}-\mathbf{k}} + \omega_{\mathbf{q}+\mathbf{k}} = \omega_{\mathbf{q}} + \omega_{\mathbf{p}}$$

In the non-relativistic approximation ( $p, q \ll mc$ )

$$\omega_{\mathbf{p}} \equiv \sqrt{p^2 c^2 + m^2 c^4} \approx mc^2 + \frac{p^2}{2m} \quad (7.89)$$

Then in the limit of small momentum transfer ( $k \ll mc$ ) the denominator can be approximated as

$$\begin{aligned} k(ck + \omega_{\mathbf{p}-\mathbf{k}} - \omega_{\mathbf{p}}) &\approx k\left(ck + mc^2 + \frac{(\mathbf{p} - \mathbf{k})^2}{2m} - mc^2 - \frac{p^2}{2m}\right) \\ &= k\left(ck + \frac{-2(\mathbf{p} \cdot \mathbf{k}) + k^2}{2m}\right) \\ &\approx ck^2 \end{aligned} \quad (7.90)$$

Substituting this result in (7.87), we obtain the second order contribution to the  $S$ -operator

$$S_2[a^\dagger a^\dagger aa] \approx -\frac{ie^2}{4\pi^2 \hbar} \int d\mathbf{p} d\mathbf{q} d\mathbf{k} \frac{\delta(\omega_{\mathbf{p}-\mathbf{k}} + \omega_{\mathbf{q}+\mathbf{k}} - \omega_{\mathbf{q}} - \omega_{\mathbf{p}})}{k^2} a_{\mathbf{p}-\mathbf{k}}^\dagger a_{\mathbf{q}+\mathbf{k}}^\dagger a_{\mathbf{q}} a_{\mathbf{p}} \quad (7.91)$$

with the coefficient function

$$D_2(\mathbf{p}, \mathbf{q}, \mathbf{k}) = -\frac{ie^2}{4\pi^2\hbar k^2} \quad (7.92)$$

In subsections 8.2.2 and 9.3.3 we will see that this coefficient function is characteristic for scattering of two electrons interacting via usual Coulomb potential

$$\frac{e^2}{4\pi|\mathbf{r}_1 - \mathbf{r}_2|} \quad (7.93)$$

so, our toy model is quite realistic.

## 7.4 Diagrams in general theory

### 7.4.1 Properties of products and commutators

The diagrammatic approach developed for the toy model above can be easily extended to interactions in the general form (7.48): Each potential  $V_{NM}$  with  $N$  creation operators and  $M$  annihilation operators can be represented by a vertex with  $N$  outgoing and  $M$  incoming lines. In calculations of scattering operators (6.100) and (6.102) we meet products of such potentials.<sup>31</sup>

$$Y = V^{(1)}V^{(2)} \dots V^{(\mathcal{V})} \quad (7.94)$$

As discussed in subsection 7.2.2, we should bring this product to the normal order. The normal ordering transforms (7.94) into a sum of terms  $y^{(j)}$

$$Y = \sum_j y^{(j)} \quad (7.95)$$

each of which can be described by a diagram with  $\mathcal{V}$  vertices.

Each potential  $V^{(i)}$  in the product (7.94) has  $N^{(i)}$  creation operators,  $M^{(i)}$  annihilation operators, and  $N^{(i)} + M^{(i)}$  integrals. Then each term  $y^{(j)}$  in the expansion (7.95) has

---

<sup>31</sup> $\mathcal{V}$  is the number of potentials in the product.

$$\mathcal{N} = \sum_{i=1}^{\mathcal{V}} (N^{(i)} + M^{(i)}) \quad (7.96)$$

integrals and independent integration variables. This term also has  $\mathcal{V}$  delta functions which express the conservation of the total momentum in each of the factors  $V^{(i)}$ . Moreover, in the process of normal ordering,  $\mathcal{I}$  pairs of external lines in the factors  $V^{(i)}$  have to be joined together to make  $\mathcal{I}$  internal lines and to introduce new  $\mathcal{I}$  delta-functions. So, the total number of delta functions in  $y^{(j)}$  is

$$N_{\delta} = \mathcal{V} + \mathcal{I} \quad (7.97)$$

and the number of external lines is

$$\mathcal{E} = \mathcal{N} - 2\mathcal{I} \quad (7.98)$$

The terms  $y^{(j)}$  in the normally ordered product (7.95) can be either *disconnected* (see, for example, Fig. 7.3(d)) or *connected*. (in which case there is a continuous sequence of internal lines connecting any two vertices).

Consider a product of two connected<sup>32</sup> potentials  $V^{(1)}$  and  $V^{(2)}$

$$V^{(1)}V^{(2)} = \sum_j y^{(j)} \quad (7.99)$$

where the right hand side is written in the normally ordered form. From example (7.82) it should be clear that in a general product (7.99) there is only one disconnected term in the sum on the right hand side. Let us denote this term  $y^{(0)} \equiv (V^{(1)}V^{(2)})_{disc}$ . This is the term in which the factors from the original product are simply rearranged and no pairings are introduced.<sup>33</sup> All other terms  $y^{(1)}, y^{(2)}, \dots$  on the right hand side of (7.99) are connected, because they have at least one pairing which is represented on the diagram by an internal line connecting vertices  $V^{(1)}$  and  $V^{(2)}$ .

**Lemma 7.8** *The disconnected part of a product of two connected bosonic operators<sup>34</sup> does not depend on the order of the product*

---

<sup>32</sup>As we will see below, original potentials  $V^{(i)}$  are always connected in cluster-separable interactions.

<sup>33</sup>see, for example, the first terms on the right hand side of (7.84)

<sup>34</sup>As discussed in subsection 7.2.3, all potentials considered in this book are bosonic.

$$(V^{(1)}V^{(2)})_{disc} = (V^{(2)}V^{(1)})_{disc} \quad (7.100)$$

**Proof.** Operators  $V^{(1)}V^{(2)}$  and  $V^{(2)}V^{(1)}$  differ only by the order of particle operators. So, after all particle operators are brought to the normal order in  $(V^{(1)}V^{(2)})_{disc}$  and  $(V^{(2)}V^{(1)})_{disc}$ , they may differ, at most, by a sign. The order of boson particle operators does not affect the sign, so it can be ignored. Let us now focus only on fermion particle operators in  $V^{(1)}$  and  $V^{(2)}$ . For simplicity, we will assume that only electron and/or positron particle operators are present in  $V^{(1)}$  and  $V^{(2)}$ . The inclusion of the proton and antiproton operators will not change anything in this proof, except its length. For the two factors  $V^{(i)}$  (where  $i = 1, 2$ ) let us denote  $N_e^{(i)}$  the numbers of electron creation operators,  $N_p^{(i)}$  the numbers of positron creation operators,  $M_e^{(i)}$  the numbers of electron annihilation operators, and  $M_p^{(i)}$  the numbers of positron annihilation operators. Taking into account that  $V^{(i)}$  are assumed to be normally ordered, we may formally write

$$\begin{aligned} V^{(1)} &\propto [N_e^{(1)}][N_p^{(1)}][M_e^{(1)}][M_p^{(1)}] \\ V^{(2)} &\propto [N_e^{(2)}][N_p^{(2)}][M_e^{(2)}][M_p^{(2)}] \end{aligned}$$

where the bracket  $[N_e^{(1)}]$  denotes the product of  $N_e^{(1)}$  electron creation operators from the term  $V^{(1)}$ , the bracket  $[N_p^{(1)}]$  denotes the product of  $N_p^{(1)}$  positron creation operators from the term  $V^{(1)}$ , etc. Then

$$V^{(1)}V^{(2)} \propto [N_e^{(1)}][N_p^{(1)}][M_e^{(1)}][M_p^{(1)}][N_e^{(2)}][N_p^{(2)}][M_e^{(2)}][M_p^{(2)}] \quad (7.101)$$

$$V^{(2)}V^{(1)} \propto [N_e^{(2)}][N_p^{(2)}][M_e^{(2)}][M_p^{(2)}][N_e^{(1)}][N_p^{(1)}][M_e^{(1)}][M_p^{(1)}] \quad (7.102)$$

Let us now bring the particle operators on the right hand side of (7.102) to the same order as on the right hand side of (7.101). First we move  $N_e^{(1)}$  electron creation operators to the leftmost position in the product. This involves  $N_e^{(1)}M_e^{(2)}$  permutations with electron annihilation operators from the factor  $V^{(2)}$  and  $N_e^{(1)}N_e^{(2)}$  permutations with electron creation operators from the factor  $V^{(2)}$ . Each of these permutations changes the sign of the disconnected term, so the acquired factor is  $(-1)^{N_e^{(1)}(N_e^{(2)}+M_e^{(2)})}$ .



Next we need to move the  $[N_p^{(1)}]$  factor to the second position from the left. The factor acquired after this move is  $(-1)^{N_p^{(1)}(N_p^{(2)}+M_p^{(2)})}$ . Then we move the factors  $[M_e^{(1)}]$  and  $[M_p^{(1)}]$  to the third and fourth places in the product, respectively. Finally, the total factor acquired by the expression  $(V^{(2)}V^{(1)})_{disc}$  after all its terms are rearranged in the same order as in  $(V^{(1)}V^{(2)})_{disc}$  is

$$f = (-1)^{K_e^{(1)}K_e^{(2)}+K_p^{(1)}K_p^{(2)}} \quad (7.103)$$

where we denoted

$$\begin{aligned} K_e^{(i)} &\equiv N_e^{(i)} + M_e^{(i)} \\ K_p^{(i)} &\equiv N_p^{(i)} + M_p^{(i)} \end{aligned}$$

the total (= creation + annihilation) numbers of electron and positron operators, respectively, in the factor  $V^{(i)}$ . Then it is easy to prove that the power of  $(-1)$  in (7.103) is even, so that  $f = 1$ . Indeed, consider the case when  $K_e^{(1)}$  is even and  $K_e^{(2)}$  is odd. Then the product  $K_e^{(1)}K_e^{(2)}$  is odd. From the bosonic character of  $V^{(1)}$  and  $V^{(2)}$  it follows that  $K_e^{(1)} + K_p^{(1)}$  and  $K_e^{(2)} + K_p^{(2)}$  are even numbers. Therefore  $K_p^{(1)}$  is odd and  $K_p^{(2)}$  is even, so that the product  $K_p^{(1)}K_p^{(2)}$  is even and the total power of  $(-1)$  in (7.103) is even.

The same result is obtained for any other assumption about the even/odd character of  $K_e^{(1)}$  and  $K_e^{(2)}$ . This proves (7.100). ■

**Theorem 7.9** *A multiple commutator of connected bosonic potentials is connected.*

**Proof.** Let us first consider a single commutator of connected potentials  $V^{(1)}$  and  $V^{(2)}$ .

$$V^{(1)}V^{(2)} - V^{(2)}V^{(1)} \quad (7.104)$$

According to Lemma 7.8, the disconnected terms  $(V^{(1)}V^{(2)})_{disc}$  and  $(V^{(2)}V^{(1)})_{disc}$  in the commutator (7.104) are canceled and all remaining terms are connected. This proves the theorem for a single commutator (7.104). Since this

commutator is also bosonic, by repeating the above arguments, we conclude that all multiple commutators of bosonic operators are connected. ■

In a connected diagram the number of independent loops is

$$\mathcal{L} = \mathcal{I} - \mathcal{V} + 1 \quad (7.105)$$

This formula can be proven by the following arguments: If there are  $\mathcal{V}$  vertices, they can be connected together without making loops by  $\mathcal{V} - 1$  internal lines. Each additional internal line will make one independent loop. Therefore, the total number of independent loops is  $\mathcal{I} - (\mathcal{V} - 1)$ .

An example of a connected diagram is shown in Fig. 7.4. This diagram has  $\mathcal{V} = 4$  vertices,  $\mathcal{E} = 5$  external lines,  $\mathcal{I} = 7$  internal lines, and  $\mathcal{L} = 4$  independent loops. There are nine integrals and nine independent integration variables. Five momentum integrals correspond to the external lines (incoming  $\mathbf{p}_1, \mathbf{p}_2$  and outgoing  $\mathbf{p}_3, \mathbf{p}_4$ , and  $\mathbf{p}_5$ ) and are a part of the general expression for the potential (7.49). Four integrals are performed by loop momenta  $\mathbf{p}_6, \mathbf{p}_7, \mathbf{p}_8$ , and  $\mathbf{p}_9$ . These integrals can be absorbed in the definition of the coefficient function

$$\begin{aligned} D_{3,2}(\mathbf{p}'_3, \mathbf{p}'_4, \mathbf{p}'_5; \mathbf{p}_1, \mathbf{p}_2) = & \int d\mathbf{p}_6 d\mathbf{p}_7 d\mathbf{p}_8 d\mathbf{p}_9 D_A(\mathbf{p}_6, \mathbf{p}_7, \mathbf{p}_8, \mathbf{p}_1 + \mathbf{p}_2 - \mathbf{p}_6 - \mathbf{p}_7 - \mathbf{p}_8; \mathbf{p}_1, \mathbf{p}_2) \times \\ & D_B(\mathbf{p}_9, \mathbf{p}_1 + \mathbf{p}_2 - \mathbf{p}_7 - \mathbf{p}_8 - \mathbf{p}_9; \mathbf{p}_6, \mathbf{p}_1 + \mathbf{p}_2 - \mathbf{p}_6 - \mathbf{p}_7 - \mathbf{p}_8) \times \\ & D_C(\mathbf{p}'_5, \mathbf{p}_1 + \mathbf{p}_2 - \mathbf{p}_5 - \mathbf{p}_8 - \mathbf{p}_9; \mathbf{p}_7, \mathbf{p}_1 + \mathbf{p}_2 - \mathbf{p}_7 - \mathbf{p}_8 - \mathbf{p}_9) \times \\ & D_D(\mathbf{p}'_3, \mathbf{p}'_4; \mathbf{p}_8, \mathbf{p}_9, \mathbf{p}_1 + \mathbf{p}_2 - \mathbf{p}_5 - \mathbf{p}_8 - \mathbf{p}_9) \frac{1}{E_A(E_C + E_D)} \end{aligned} \quad (7.106)$$

where  $E_A$ ,  $E_C$ , and  $E_D$  are energy functions of the corresponding vertices (“energy function” = the sum of energies of particles leaving the vertex minus the sum of energies of particles entering the vertex).

### 7.4.2 Cluster separability of the $S$ -operator

In agreement with Postulate 6.3 (cluster separability) and Statement 7.7 (cluster separability of smooth potentials), we assume that coefficient functions of interaction potentials  $V^{(i)}$  in the product (7.94) are smooth. What about the product (7.94) itself? What are the conditions under which such a

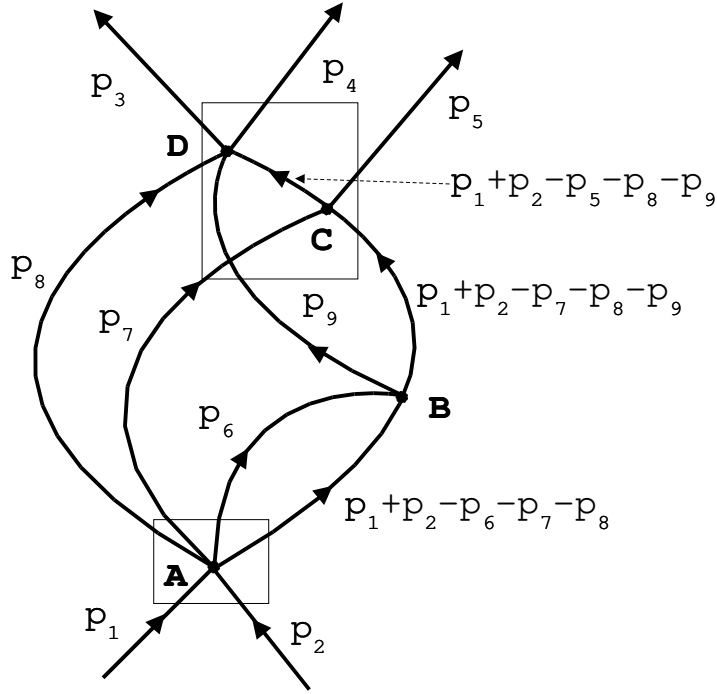


Figure 7.4: A diagram representing one term in the 4-order product of a hypothetical theory. Here we do not draw the order bars as we are not interested in the relative order of creation and annihilation operators which affects only the total sign. However, we draw all outgoing lines on the top of the diagram, and all incoming lines at the bottom to indicate that the diagram is normally ordered. Note that all internal lines are oriented upwards because all paired operators (i.e., those operators whose order should be changed by the normal ordering procedure) in the product (7.94) always occur in the order  $\alpha\alpha^\dagger$ .

product is a sum of smooth operators? This question is important, because from physical considerations we want the  $S$ -operator to have the property of cluster separability, i.e., the scattering of two spatially separated groups of particles should proceed as if these groups were alone.

However, the question about the smoothness of a product of smooth potentials is not trivial because bringing the product (7.94) to the normal order involves pairings, and pairings produce singular delta functions. For the term  $y^{(j)}$  to be of the smooth form (7.49), we need to make sure that there are enough integrals to integrate out all these delta functions except one delta function required by the conservation of momentum, as in (7.49), and that the number of remaining integrals is equal to the number of external lines (7.98) plus the number of independent loops  $\mathcal{L}$ .

The following theorem establishes an important connection between the smoothness of terms on the right hand side of (7.95) and the connectivity of diagrams on the right hand side of this expression.

**Theorem 7.10** *Each term  $y^{(j)}$  in the expansion (7.95) of the product of smooth potentials is smooth if and only if it is represented by a connected diagram.*

**Proof.** We will establish the smoothness of the term  $y^{(j)}$  by proving that it can be represented in the general form (7.49) in which the integrand contains only one delta function required by the momentum conservation condition, and the coefficient function  $D_{NM}$  is smooth. From eq. (7.96), the original number of integrals in  $y^{(j)}$  is  $\mathcal{N}$ . Integrals corresponding to  $\mathcal{E}$  external lines are parts of the general form (7.49), and integrals corresponding to  $\mathcal{L}$  loops are absorbed into the definition of the coefficient function of  $y^{(j)}$ . The number of remaining integrals is then

$$\begin{aligned}\mathcal{N}' &= \mathcal{N} - \mathcal{E} - \mathcal{L} \\ &= \mathcal{I} + \mathcal{V} - 1\end{aligned}\tag{7.107}$$

Then we have just enough integrals to cancel all momentum delta functions (7.97) except one, which proves that the term  $y^{(j)}$  is smooth.

Inversely, suppose that the term  $y^{(j)}$  is represented by a disconnected diagram with  $\mathcal{V}$  vertices and  $\mathcal{I}$  internal lines. Then the number of independent loops  $\mathcal{L}$  is greater than the value  $\mathcal{I} - \mathcal{V} + 1$  characteristic for connected

diagrams. Then the number of integrations  $\mathcal{N}'$  in eq. (7.107) is less than  $\mathcal{I} + \mathcal{V} - 1$ , and the number of delta functions remaining in the integrand  $\mathcal{N}' - \mathcal{N}_\delta$  is greater than 1. This means that the term  $y^{(j)}$  is represented by expression (7.49) whose coefficient function is singular, therefore the corresponding operator is not smooth. This contradicts our original assumption and proves that the diagram  $y^{(j)}$  is connected. ■

Theorem 7.10 establishes that smooth operators are represented by connected diagrams, and *vice versa*. In what follows, we will use the terms *smooth* and *connected* as synonyms, when applied to operators.

Putting together Theorems 7.9 and 7.10 we immediately obtain the following important

**Theorem 7.11** *All terms in a normally ordered multiple commutator of smooth bosonic potentials are smooth.*

This theorem allow us to apply the property of cluster separability to the  $S$ -operator. Let us write the  $S$ -operator in the form

$$S = e^{\underbrace{F}} \quad (7.108)$$

where  $F$  is a series of multiple commutators (6.102) of smooth potentials in  $V$ . According to Theorem 7.11, operators  $F$  and  $\underbrace{F}$  are also smooth.<sup>35</sup> Then,  $\underbrace{F}$  is cluster separable and if all particles are divided into two spatially separated groups 1 and 2, the argument of the exponent in (7.108) takes the form of a sum

$$\underbrace{F} \rightarrow \underbrace{F^{(1)}} + \underbrace{F^{(2)}}$$

where  $\underbrace{F^{(1)}}$  acts only on variables in the group 1 and  $\underbrace{F^{(2)}}$  acts only on variables in the group 2. So, these two operators commute with each other. Then, the  $S$ -operator separates into the product of two independent factors

---

<sup>35</sup>The singularities present due to energy denominators resulting from  $t$ -integrals in (6.102) are made harmless by employing the “adiabatic switching” trick from subsection 7.2.6. This trick essentially results in adding small imaginary contributions to each denominator, which removes the singularity.

$$\begin{aligned}
S &\rightarrow e^{\underbrace{F^{(1)}} + \underbrace{F^{(2)}}} \\
&= e^{\underbrace{F^{(1)}}} e^{\underbrace{F^{(2)}}}
\end{aligned}$$

This relationship expresses the cluster separability of the  $S$ -operator and the  $S$ -matrix: The total scattering amplitude for spatially separated events is given by the product of individual amplitudes.

### 7.4.3 Divergence of loop integrals

In the preceding subsection we showed that terms described by connected diagrams are smooth. However, such terms involve loop integrals, and generally there is no guarantee that these integrals converge. This problem is evident in our toy model: the loop integral by  $\mathbf{k}$  in diagram 7.3(g) is divergent.<sup>36</sup>

$$(V_1(t)\underline{V_1(t)})^{ren} = -\frac{e^2\hbar^2c}{(2\pi\hbar)^3} \int d\mathbf{p}d\mathbf{k} \frac{a_{\mathbf{p}}^\dagger a_{\mathbf{p}}}{(\omega_{\mathbf{p}-\mathbf{k}} - \omega_{\mathbf{p}} + ck)k} \quad (7.109)$$

Substituting this result to the right hand side of (7.86) we see that the  $S$ -operator in the second order  $\underbrace{\Sigma_2(t)}$  is infinite, which makes it meaningless and unacceptable.

Actually, the appearance of infinities in products and commutators of potentials in formulas for the  $S$ -operator (6.100) and (6.102) is a commonplace in quantum field theories. So, we need to better understand this phenomenon. In this subsection, we will discuss the convergence of general loop integrals and we will formulate a sufficient condition under which loop integrals are convergent. We will find these results useful in our discussion of the renormalization of QED in section 8.3 and in the construction of a divergence-free theory in section 9.2.

---

<sup>36</sup> For future reference we may note that 3D integral of a function  $f(\mathbf{k})$

$$\int d\mathbf{k} f(\mathbf{k})$$

diverges at large  $\mathbf{k}$  if the integrand  $f(k)$  tends to zero as  $k^{-3}$  or slower. The integrand in (7.109) satisfies this criterion: its asymptotic behavior is  $\propto k^{-2}$ .

Let us consider, for example, the diagram in Fig. 7.4. There are three different reasons why loop integrals may diverge there.

- (I) The coefficient functions  $D_A, D_B, \dots$  in (7.106) may contain singularities.
- (II) There can be also singularities due to zeroes in energy denominators  $E_A$  and  $E_C + E_D$ .
- (III) The coefficient functions  $D_A, D_B, \dots$  may not decay fast enough for large values of loop momenta, so that the integrals may be divergent due to the infinite integration range.

As discussed in subsection 7.3.1, the singularities in the coefficient functions are avoided if we introduce a fictitious small photon mass. The energy denominators also may be assumed finite if we use the adiabatic switching prescription from subsection 7.2.6. The divergence of loop integrals at large integration momentum or *ultraviolet divergence* (point (III) above) is a more serious problem, which we are going to discuss here. We would like to show that the divergence of loop integrals is closely related to the behavior of coefficient functions of potentials far from the energy shell. In particular, we would like to prove the following

**Theorem 7.12** *If coefficient functions of potentials decay sufficiently rapidly (e.g., exponentially) when arguments move away from the energy shell, then all loop integrals converge.*

**Idea of the proof.** Eq. (7.106) is an integral in a 12-dimensional space of 4 loop momenta  $\mathbf{p}_6, \mathbf{p}_7, \mathbf{p}_8$ , and  $\mathbf{p}_9$ . Let us denote this space  $\Sigma$ . Consider for example the dependence of the integrand in (7.106) on the loop momentum  $\mathbf{p}_9$  as  $\mathbf{p}_9 \rightarrow \infty$  and all other momenta fixed. Note that we have chosen the integration variables in Fig. 7.4 in such a way that each loop momentum is present only in the internal lines forming the corresponding loop, e.g., momentum  $\mathbf{p}_9$  is confined to the loop  $BDCB$ , and the energy function  $E_A$  of the vertex  $A$  does not depend on  $\mathbf{p}_9$ . Such a selection of integration variables can be done for any arbitrary diagram. Taking into account that at large values of momentum  $\omega_{\mathbf{p}} \approx cp$ , we obtain in the limit  $\mathbf{p}_9 \rightarrow \infty$

$$\begin{aligned}
E_A &\rightarrow \text{const}, \\
E_B &= \omega_{\mathbf{p}_1+\mathbf{p}_2-\mathbf{p}_7-\mathbf{p}_8-\mathbf{p}_9} + \omega_{\mathbf{p}_9} - \omega_{\mathbf{p}_6} - \omega_{\mathbf{p}_1+\mathbf{p}_2-\mathbf{p}_6-\mathbf{p}_7-\mathbf{p}_8} \\
&\approx 2cp_9 \rightarrow \infty, \\
E_C &= \omega_{\mathbf{p}_1+\mathbf{p}_2-\mathbf{p}_5-\mathbf{p}_8-\mathbf{p}_9} + \omega_{\mathbf{p}_5} - \omega_{\mathbf{p}_7} - \omega_{\mathbf{p}_1+\mathbf{p}_2-\mathbf{p}_7-\mathbf{p}_8-\mathbf{p}_9} \\
&\rightarrow \text{const}, \\
E_D &= \omega_{\mathbf{p}_3} + \omega_{\mathbf{p}_4} - \omega_{\mathbf{p}_8} - \omega_{\mathbf{p}_9} - \omega_{\mathbf{p}_1+\mathbf{p}_2-\mathbf{p}_5-\mathbf{p}_8-\mathbf{p}_9} \\
&\approx -2cp_9 \rightarrow \infty.
\end{aligned}$$

So, in this limit, according to the condition of the theorem, the coefficient functions at vertices  $B$  and  $D$  tend to zero rapidly, e.g., exponentially. In order to prove the convergence of the loop integrals, we need to make sure that the same rapid decay is characteristic for all directions in the space  $\Sigma$ .

The above analysis is applicable to all loop variables: Any loop has a *bottom vertex* (vertex  $B$  in our example), a *top vertex* (vertex  $D$  in our example), and possibly a number of *intermediate vertices* (vertex  $C$  in our example). As the loop momentum goes to infinity, the energy functions of the top and bottom vertices tend to infinity, i.e., move away from the energy shell, which ensures a fast decay of the corresponding coefficient function.

Now we can take an arbitrary direction to infinity in the space  $\Sigma$ . Along this direction, there is at least one loop momentum which goes to infinity. Then there is at least one energy function ( $E_A$ ,  $E_B$ ,  $E_C$ , or  $E_D$ ) which grows linearly, while others stay constant (in the worst case). Therefore, according to the condition of the theorem, the integrand decreases rapidly (e.g., exponentially) along this direction. These arguments are valid for all directions in the space  $\Sigma$ . Therefore the integrand rapidly tends to zero in all directions, and integral (7.106) converges. ■

In chapter 8 we will see that in realistic theories, like QED, the asymptotic decay of the coefficient functions of potentials at large momenta is not fast enough, so Theorem 7.12 is not applicable, and loop integrals usually diverge. A detailed discussion of divergences in quantum field theory and their elimination will be presented in sections 8.3 and 9.2.



## Chapter 8

# QUANTUM ELECTRODYNAMICS

*If it turned out that some physical system could not be described by a quantum field theory, it would be a sensation; if it turned out that the system did not obey the rules of quantum mechanics and relativity, it would be a cataclysm.*

Steven Weinberg

From our previous discussion we know that in order to describe the dynamics of an arbitrary system with a varying number of particles one has to build a relativistic cluster separable interacting Hamiltonian  $H = H_0 + V$  and boost operators  $\mathbf{K} = \mathbf{K}_0 + \mathbf{Z}$  in the Fock space. Statement 7.7 (cluster separability of smooth interactions) tells us that the cluster separability is achieved simply by having smooth coefficients in the expansions of  $V$  and  $\mathbf{Z}$  in terms of normal products of particle creation and annihilation operators. Ensuring the Poincaré invariance is a more difficult task. The Poincaré invariance means certain consistency between interaction terms  $V$  and  $\mathbf{Z}$ , so that commutation relations (6.22) - (6.26) are satisfied. The standard way for satisfying all the above conditions is given by the *quantum field theory* (QFT). A particular version of QFT for describing interactions between electrically charged particles and photons is called *quantum electrodynamics* (QED). This theory is the topic of our discussion in this chapter.

In section 8.1 we will write down interaction terms  $V$  and  $\mathbf{Z}$  in QED. In section 8.2  $S$ -matrix elements are calculated in the lowest non-trivial order of perturbation theory. In section 8.3, we will discuss ultraviolet divergences in  $S$ -matrix elements and the procedure of renormalization, which allows one to obtain physically sensible results for the  $S$ -matrix in all orders.

## 8.1 Interaction in QED

Our goal in this section is to build the interacting representation  $U(\Lambda, a)$  of the Poincaré group in the Fock space (7.1). In this book we do not pretend to derive QED interactions from first principles. We simply borrow from the traditional approach the form of four interacting generators of the Poincaré group  $H$  and  $\mathbf{K}$  in terms of quantum fields for electrons/positrons  $\psi_\alpha(x)$ , protons/antiprotons  $\Psi_\alpha(x)$ , and photons  $a_\mu(x)$  (see Appendices K and L).

At this point we do not offer any physical interpretation to quantum fields. For us they are just abstract multicomponent functions from the Minkowski space-time  $\mathcal{M}$  to operators in the Fock space. The only role of quantum fields is to provide convenient “building blocks” for construction of Poincaré invariant interactions.<sup>1</sup> This approach was inspired by a non-traditional way of looking at quantum fields presented in Weinberg’s book [9]. Also, we are not identifying coordinates  $\mathbf{x}$  and  $t$  in  $\mathcal{M}$  with positions and times of events measured in real life. The space-time  $\mathcal{M}$  will be understood as an abstract 4-dimensional manifold with pseudo-Euclidean metric. In section 9.4 we will discuss in more detail the meaning of quantum fields and the relationship between their arguments and observable positions and times.

### 8.1.1 Construction of simple quantum field theories

In simple QFT theories the construction of relativistic interaction proceeds in three steps [9, 81]

**Step 1.** For each particle type<sup>2</sup> participating in the theory we construct a *quantum field* which is a multicomponent operator-valued function  $\phi_i(\mathbf{x}, t)$

---

<sup>1</sup>The auxiliary role of the field-based formalism in our approach is underscored by the fact that constructions of quantum fields for fermions (electrons, protons, and their antiparticles) and photons are moved to Appendices K and L, respectively.

<sup>2</sup>A particle and its antiparticle are assumed to belong to the same particle type.

defined on the Minkowski space-time  $\mathcal{M}^3$  and satisfying the following conditions.

- (I) Operator  $\phi_i(\mathbf{x}, t)$  contains only terms linear in creation or annihilation operators of the particle and its antiparticle.
- (II) Quantum fields are supposed to have simple transformation laws

$$U_0^{-1}(\Lambda, a)\phi_i(x)U_0(\Lambda, a) = \sum_j D_{ij}(\Lambda^{-1})\phi_j(\Lambda(x + a)) \quad (8.1)$$

with respect to the non-interacting representation of the Poincaré group in the Fock space,<sup>4</sup> where  $\Lambda$  is a boost/rotation,  $a$  is a space-time translation, and  $D_{ij}$  is a finite-dimensional (non-unitary) representation of the Lorentz group.

- (III) Quantum fields turn to zero at  $\mathbf{x}$ -infinity, i.e.

$$\lim_{|\mathbf{x}| \rightarrow \infty} \phi_i(\mathbf{x}, t) = 0 \quad (8.2)$$

- (IV) Fermion fields (i.e., fields for particles with half-integer spin)  $\phi_i(x)$  and  $\phi_j(x')$  are required to *anticommute* if  $(x - x')$  is a space-like 4-vector,<sup>5</sup> or equivalently

$$\{\phi_i(\mathbf{x}, t), \phi_j(\mathbf{y}, t)\} = 0 \text{ if } \mathbf{x} \neq \mathbf{y} \quad (8.3)$$

Quantum fields for electrons-positrons  $\psi_\alpha(x)$  and protons-antiprotons  $\Psi_\alpha(x)$  are constructed and analyzed in Appendix K.

- (V) Boson fields (i.e., fields for particles with integer spin or helicity) at points  $x$  and  $x'$  are required to *commute* if  $(x - x')$  is a space-like 4-vector, or equivalently

---

<sup>3</sup>see Appendix I.1

<sup>4</sup>see subsection 7.1.8

<sup>5</sup>A 4-vector  $(\mathbf{x}, t)$  is space-like if  $\mathbf{x}^2 > c^2 t^2$ .

$$[\phi_i(\mathbf{x}, t), \phi_j(\mathbf{y}, t)] = 0 \text{ if } \mathbf{x} \neq \mathbf{y} \quad (8.4)$$

Quantum field for photons  $a_\mu(x)$  is discussed in Appendix L.

**Step 2.** Having at our disposal quantum fields  $\phi_i(x), \psi_j(x), \chi_k(x), \dots$  for all particles we can build the *potential energy density*

$$V(\mathbf{x}, t) = \sum_n V_n(\mathbf{x}, t) \quad (8.5)$$

where each term has the form of a product of fields at the same  $(\mathbf{x}, t)$  point

$$V_n(\mathbf{x}, t) = \sum_{i,j,k,\dots} G_{ijk\dots}^n \phi_i(\mathbf{x}, t) \psi_j(\mathbf{x}, t) \chi_k(\mathbf{x}, t) \dots \quad (8.6)$$

and coefficients  $G_{ijk\dots}^n$  are such that  $V(x)$

- (I) is a bosonic<sup>6</sup> Hermitian operator function on the space-time  $\mathcal{M}$ ;
- (II) transforms as a scalar with respect to the non-interacting representation of the Poincaré group:

$$U_0^{-1}(\Lambda, a) V(x) U_0(\Lambda, a) = V(\Lambda(x + a))$$

From properties (8.3) - (8.4) and the bosonic character of  $V(x)$  it is easy to prove that  $V(x)$  commutes with itself at space-like separations, e.g.,

$$[V(\mathbf{x}, t), V(\mathbf{y}, t)] = 0 \text{ if } \mathbf{x} \neq \mathbf{y} \quad (8.7)$$

**Step 3.** The interaction terms in the Hamiltonian and boost operator are obtained by integrating the potential energy density (8.5) on  $\mathbf{x}$  and setting  $t = 0$

---

<sup>6</sup>i.e., there is even number of fermionic fields in each product in (8.6)

$$H = H_0 + V = H_0 + \int d\mathbf{x} V(\mathbf{x}, 0) \quad (8.8)$$

$$\mathbf{K} = \mathbf{K}_0 + \mathbf{Z} = \mathbf{K}_0 + \frac{1}{c^2} \int d\mathbf{x} \mathbf{x} V(\mathbf{x}, 0) \quad (8.9)$$

With these definitions, the commutation relations of the Poincaré Lie algebra in the instant form of interacting dynamics (6.22) - (6.26) are not difficult to prove (see [9, 81, 82] and Appendix N).

One can appreciate the simplicity and power of the quantum field formalism by comparing it with the Bakamjian-Thomas “direct interaction” theory discussed in section 6.3. There we found it rather difficult to make interactions cluster separable, and to provide a unified treatment of systems with different numbers of particles. In QFT we immediately obtain interaction operators in the entire Fock space, and the cluster separability is satisfied almost automatically.<sup>7</sup>

Unfortunately, formulas (8.8) and (8.9) work only for simplest QFT models. More interesting cases, such as QED, require some modifications in this scheme. In particular, the presence of the additional term  $\Omega_\mu(x, \Lambda)$  in the transformation law of the photon field (L.17) does not allow us to define the boost interaction in QFT by simple formula (8.9). The construction of QED interactions and will be discussed in the rest of this section. The full proof of their Poincaré invariance is given in Appendix N.

### 8.1.2 Current density

In QED an important role is played by the operator of *current density* which is defined as a sum of the electron/positron  $j_{ep}^\mu(x)$  and proton/antiproton  $j_{pa}^\mu(x)$  current densities

$$\begin{aligned} j^\mu(x) &= j_{ep}^\mu(x) + j_{pa}^\mu(x) \\ &\equiv -e\bar{\psi}(x)\gamma^\mu\psi(x) + e\bar{\Psi}(x)\gamma^\mu\Psi(x) \end{aligned} \quad (8.10)$$

where  $e$  is absolute value of the electron charge, gamma matrices  $\gamma^\mu$  are defined in eqs (I.13) - (I.14), and quantum fields  $\psi(x)$ ,  $\bar{\psi}(x)$ ,  $\Psi(x)$ ,  $\bar{\Psi}(x)$  are

---

<sup>7</sup>coefficient functions of potentials in (8.8) are usually smooth in the momentum representation

defined in Appendix K.1.<sup>8</sup> Let us consider the electron/positron part  $j_{ep}^\mu(x)$  of the current density and derive three important properties of this operator.<sup>9</sup> First, with the help of (I.25), (I.27), and (K.25) we can find that the current operator (8.10) transforms as a 4-vector function on the Minkowski space-time.

$$\begin{aligned}
U_0^{-1}(\Lambda, 0)j_{ep}^\mu(x)U_0(\Lambda, 0) &= -eU_0^{-1}(\Lambda, 0)\psi^\dagger(x)\gamma^0\gamma^\mu\psi(x)U_0(\Lambda, 0) \\
&= -eU_0^{-1}(\Lambda, 0)\psi^\dagger(x)U_0(\Lambda, 0)\gamma^0\gamma^\mu U_0^{-1}(\Lambda, 0)\psi(x)U_0(\Lambda, 0) \\
&= -e\psi^\dagger(\Lambda x)\mathcal{D}^\dagger(\Lambda^{-1})\gamma^0\gamma^\mu\mathcal{D}(\Lambda^{-1})\psi(\Lambda x) \\
&= -e\psi^\dagger(\Lambda x)\mathcal{D}(\Lambda^{-1})\gamma^0\mathcal{D}(\Lambda^{-1})\mathcal{D}(\Lambda)\gamma^\mu\mathcal{D}(\Lambda^{-1})\psi(\Lambda x) \\
&= -e\psi^\dagger(\Lambda x)\gamma^0\mathcal{D}(\Lambda)\gamma^\mu\mathcal{D}(\Lambda^{-1})\psi(\Lambda x) \\
&= -e\sum_{\nu=0}^3\psi^\dagger(\Lambda x)\gamma^0\Lambda_{\mu\nu}^{-1}\gamma^\nu\psi(\Lambda x) \\
&= \sum_{\nu=0}^3\Lambda_{\mu\nu}^{-1}j_{ep}^\nu(\Lambda x)
\end{aligned} \tag{8.11}$$

From this we obtain a useful commutator

$$\begin{aligned}
&[(K_0)_z, j^0(x)] \\
&= -\frac{i\hbar}{c}\lim_{\theta \rightarrow 0}\frac{d}{d\theta}e^{\frac{i}{\hbar}(K_0)_z c\theta}j_0(x)e^{-\frac{i}{\hbar}(K_0)_z c\theta} \\
&= -\frac{i\hbar}{c}\lim_{\theta \rightarrow 0}\frac{d}{d\theta}[j_0(x, y, z \cosh \theta - ct \sinh \theta, t \cosh \theta - \frac{z}{c} \sinh \theta) \cosh \theta \\
&\quad + j_z(x, y, z \cosh \theta - ct \sinh \theta, t \cosh \theta - \frac{z}{c} \sinh \theta) \sinh \theta] \\
&= i\hbar(\frac{z}{c^2}\frac{d}{dt} + t\frac{d}{dz})j_0(x) - \frac{i\hbar}{c}j_z(x)
\end{aligned} \tag{8.12}$$

Translations act by shifting the argument of the current

$$U_0^{-1}(0, a)j_{ep}^\mu(x)U_0(0, a) = j_{ep}^\mu(x + a) \tag{8.13}$$

---

<sup>8</sup>Note that  $\psi(x)$  is a 4-component spinor-column,  $\bar{\psi}(x)$  is a 4-component spinor-row, and  $\gamma^\mu$  are  $4 \times 4$  matrices. So, the product  $\bar{\psi}(x)\gamma^\mu\psi(x)$  is a scalar in the spinor space.

<sup>9</sup>Properties of the proton/antiproton part are similar.

Second, the current density satisfies the *continuity equation* which can be proven by using Dirac equations (K.30), (K.31) and property (I.15)

$$\begin{aligned}
\frac{\partial}{\partial t} j^0(x) &= -e \frac{\partial}{\partial t} (\bar{\psi}(x) \gamma^0 \psi(x)) \\
&= -e \left( \frac{\partial}{\partial t} \bar{\psi}(x) \right) \gamma^0 \psi(x) + \bar{\psi}(x) \left( \gamma^0 \frac{\partial}{\partial t} \psi(x) \right) \\
&= e \left( c \frac{\partial}{\partial \mathbf{x}} \psi^\dagger(x) \vec{\gamma}^\dagger + \frac{i}{\hbar} m c^2 \psi^\dagger(x) \right) \gamma^0 \psi(x) + \bar{\psi}(x) \left( c \vec{\gamma} \frac{\partial}{\partial \mathbf{x}} \psi(x) - \frac{i}{\hbar} m c^2 \psi(x) \right) \\
&= e c \frac{\partial}{\partial \mathbf{x}} \bar{\psi}(x) \vec{\gamma} \psi(x) + e c \bar{\psi}(x) \vec{\gamma} \frac{\partial}{\partial \mathbf{x}} \psi(x) \\
&= e c \frac{\partial}{\partial \mathbf{x}} (\bar{\psi}(x) \vec{\gamma} \psi(x)) \\
&= -c \frac{\partial}{\partial \mathbf{x}} \mathbf{j}(x)
\end{aligned} \tag{8.14}$$

Third, from eq. (K.29) it follows that current components commute at space-like separations

$$[j^\mu(\mathbf{x}, t), j^\nu(\mathbf{y}, t)] = 0, \text{ if } \mathbf{x} \neq \mathbf{y}$$

### 8.1.3 Interaction operators in QED

The total Hamiltonian of QED is

$$H = H_0 + V \tag{8.15}$$

where the non-interacting Hamiltonian  $H_0$  is that from eq. (7.28), and interaction is composed of two terms<sup>10</sup>

$$V(t) = V_1(t) + V_2(t) \tag{8.16}$$

---

<sup>10</sup>Here and in what follows we denote the power of the coupling constant  $e$  (the perturbation order of an operator) by a subscript, i.e.,  $H_0$  is zero order,  $V_1$  is first order,  $V_2$  is second order, etc.

The first order interaction is a pseudoscalar product<sup>11</sup> of the fermion current operator and the photon quantum field<sup>12</sup>

$$\begin{aligned}
 V_1(t) &= \int d\mathbf{x} j(\mathbf{x}, t) \cdot a(\mathbf{x}, t) \\
 &\equiv \int d\mathbf{x} j_{\mu}(\mathbf{x}, t) a^{\mu}(\mathbf{x}, t) \\
 &= \int d\mathbf{x} \mathbf{j}(\mathbf{x}, t) \mathbf{a}(\mathbf{x}, t)
 \end{aligned} \tag{8.17}$$

The second order interaction is

$$V_2(t) = \int d\mathbf{x} d\mathbf{y} \frac{j_0(\mathbf{x}, t) j_0(\mathbf{y}, t)}{8\pi|\mathbf{x} - \mathbf{y}|} \tag{8.18}$$

The interaction in the boost operator

$$\mathbf{K}(t) = \mathbf{K}_0(t) + \mathbf{Z}(t) \tag{8.19}$$

is defined as

$$\begin{aligned}
 \mathbf{Z}(t) &= \frac{1}{c^2} \int d\mathbf{x} \mathbf{x} \mathbf{j}(\mathbf{x}, t) \mathbf{a}(\mathbf{x}, t) + \frac{1}{2c^2} \int d\mathbf{x} d\mathbf{y} j_0(\mathbf{x}, t) \mathbf{x} \mathcal{G}(\mathbf{x} - \mathbf{y}) j_0(\mathbf{y}, t) \\
 &+ \frac{1}{c} \int d\mathbf{x} j_0(\mathbf{x}, t) \mathbf{C}(\mathbf{x}, t)
 \end{aligned} \tag{8.20}$$

where components of the operator function  $\mathbf{C}(\mathbf{x}, t)$  are given by eq. (L.22).

The Hamiltonian  $H$  and the boost operator  $\mathbf{K}$  here are those usually written in the *Coulomb gauge* version of QED [9, 81]. In Appendix N we prove that the theory presented above is Poincaré invariant. For this proof it is convenient to represent interaction operators of QED in terms of quantum fields, as above. However, for most calculations in this book it will be more convenient to express interaction operators through particle creation and annihilation operators, as in chapter 7. To do that, we just need to insert expansions (K.1) and (L.1) in equations (8.17) and (8.18). The resulting expressions are rather long and cumbersome, so this derivation is done in Appendix M.

---

<sup>11</sup>see eq. (I.3)

<sup>12</sup> The last equality follows from eq. (L.6).



## 8.2 *S*-operator in QED

### 8.2.1 *S*-operator in the second order

In order to explore physical consequences of the QED interaction (8.17) - (8.18), let us calculate the *S*-operator (6.101). In this section we will calculate only 2nd order terms in *S* that are responsible for the proton-electron scattering. These are terms of the type  $d^\dagger a^\dagger da$ . It will be convenient to start this calculation from expanding the phase operator (6.102) in powers of the coupling constant

$$F(t) = F_1(t) + F_2(t) + \dots$$

where

$$\begin{aligned} F_1(t) &= V_1(t) \\ F_2(t) &= V_2(t) - \frac{1}{2}[V_1(t), V_1(t)] \\ &\dots \end{aligned} \tag{8.21}$$

Taking into account that operator  $V_1(t)$  is unphys, so that  $\underbrace{F_1(t)} = \underbrace{V_1(t)} = 0$ , we can obtain the following perturbation expansion

$$\begin{aligned} S &= e^{\underbrace{F(t)}} = 1 + \underbrace{F(t)} + \frac{1}{2!} \underbrace{F(t)} \underbrace{F(t)} + \dots \\ &= 1 + \underbrace{F_1(t)} + \underbrace{F_2(t)} + \frac{1}{2!} \underbrace{F_1(t)} \underbrace{F_1(t)} + \dots \\ &= 1 + \underbrace{F_2(t)} + \dots \end{aligned} \tag{8.22}$$

Let us first evaluate expression  $-\frac{1}{2}[V_1, V_1]$  in (8.22). The relevant terms in  $V_1(t)$  are<sup>13</sup>

$$V_1(t)$$

---

<sup>13</sup>see eq. (M.5); operators *A*, *C*, *D* are defined in (K.17) - (K.24) and (L.7)

$$\begin{aligned}
&= -\frac{e}{(2\pi\hbar)^{3/2}} \int d\mathbf{k} d\mathbf{p} \bar{A}_\alpha^\dagger(\mathbf{p} + \mathbf{k}) A_\beta(\mathbf{p}) C_{\alpha\beta}(\mathbf{k}) e^{-\frac{i}{\hbar}(\omega_{\mathbf{p}+\mathbf{k}} - \omega_{\mathbf{p}} - ck)t} \\
&- \frac{e}{(2\pi\hbar)^{3/2}} \int d\mathbf{k} d\mathbf{p} \bar{A}_\alpha^\dagger(\mathbf{p} - \mathbf{k}) A_\beta(\mathbf{p}) C_{\alpha\beta}^\dagger(\mathbf{k}) e^{-\frac{i}{\hbar}(\omega_{\mathbf{p}-\mathbf{k}} - \omega_{\mathbf{p}} + ck)t} \\
&+ \frac{e}{(2\pi\hbar)^{3/2}} \int d\mathbf{k} d\mathbf{p} \bar{D}_\alpha^\dagger(\mathbf{p} + \mathbf{k}) D_\beta(\mathbf{p}) C_{\alpha\beta}(\mathbf{k}) e^{-\frac{i}{\hbar}(\Omega_{\mathbf{p}+\mathbf{k}} - \Omega_{\mathbf{p}} - ck)t} \\
&+ \frac{e}{(2\pi\hbar)^{3/2}} \int d\mathbf{k} d\mathbf{p} \bar{D}_\alpha^\dagger(\mathbf{p} - \mathbf{k}) D_\beta(\mathbf{p}) C_{\alpha\beta}^\dagger(\mathbf{k}) e^{-\frac{i}{\hbar}(\Omega_{\mathbf{p}-\mathbf{k}} - \Omega_{\mathbf{p}} + ck)t} + \dots
\end{aligned}$$

According to (7.62), the corresponding terms in  $\underline{V}_1(t)$  are

$$\begin{aligned}
&\underline{V}_1(t) \\
&= \frac{e}{(2\pi\hbar)^{3/2}} \int d\mathbf{k} d\mathbf{p} \bar{A}_\alpha^\dagger(\mathbf{p} + \mathbf{k}) A_\beta(\mathbf{p}) C_{\alpha\beta}(\mathbf{k}) \frac{e^{-\frac{i}{\hbar}(\omega_{\mathbf{p}+\mathbf{k}} - \omega_{\mathbf{p}} - ck)t}}{\omega_{\mathbf{p}+\mathbf{k}} - \omega_{\mathbf{p}} - ck} \\
&+ \frac{e}{(2\pi\hbar)^{3/2}} \int d\mathbf{k} d\mathbf{p} \bar{A}_\alpha^\dagger(\mathbf{p} - \mathbf{k}) A_\beta(\mathbf{p}) C_{\alpha\beta}^\dagger(\mathbf{k}) \frac{e^{-\frac{i}{\hbar}(\omega_{\mathbf{p}-\mathbf{k}} - \omega_{\mathbf{p}} + ck)t}}{\omega_{\mathbf{p}-\mathbf{k}} - \omega_{\mathbf{p}} + ck} \\
&- \frac{e}{(2\pi\hbar)^{3/2}} \int d\mathbf{k} d\mathbf{p} \bar{D}_\alpha^\dagger(\mathbf{p} + \mathbf{k}) D_\beta(\mathbf{p}) C_{\alpha\beta}(\mathbf{k}) \frac{e^{-\frac{i}{\hbar}(\Omega_{\mathbf{p}+\mathbf{k}} - \Omega_{\mathbf{p}} - ck)t}}{\Omega_{\mathbf{p}+\mathbf{k}} - \Omega_{\mathbf{p}} - ck} \\
&- \frac{e}{(2\pi\hbar)^{3/2}} \int d\mathbf{k} d\mathbf{p} \bar{D}_\alpha^\dagger(\mathbf{p} - \mathbf{k}) D_\beta(\mathbf{p}) C_{\alpha\beta}^\dagger(\mathbf{k}) \frac{e^{-\frac{i}{\hbar}(\Omega_{\mathbf{p}-\mathbf{k}} - \Omega_{\mathbf{p}} + ck)t}}{\Omega_{\mathbf{p}-\mathbf{k}} - \Omega_{\mathbf{p}} + ck} \\
&+ \dots
\end{aligned} \tag{8.23}$$

In order to obtain terms of the type  $D^\dagger A^\dagger D A$  in the expression  $[\underline{V}_1, V_1]$ , we need to consider four commutators: the 1st term in  $\underline{V}_1$  commuting with the 4th term in  $V_1$ , the 2nd term in  $\underline{V}_1$  commuting with the 3rd term in  $V_1$ , the 3rd term in  $\underline{V}_1$  commuting with the 2nd term in  $V_1$ , and the 4th term in  $\underline{V}_1$  commuting with the 1st term in  $V_1$ . Using commutator (L.8) we obtain

$$\begin{aligned}
&-\frac{1}{2}[\underline{V}_1(t), V_1(t)] \\
&= -\frac{e^2}{2(2\pi\hbar)^3} \int d\mathbf{k} d\mathbf{p} d\mathbf{k}' d\mathbf{p}' \bar{A}_\alpha^\dagger(\mathbf{p} + \mathbf{k}) A_\beta(\mathbf{p}) \bar{D}_\gamma^\dagger(\mathbf{p}' - \mathbf{k}') D_\delta(\mathbf{p}') \\
&\quad [C_{\alpha\beta}(\mathbf{k}), C_{\gamma\delta}^\dagger(\mathbf{k}')] \frac{e^{-\frac{i}{\hbar}(\omega_{\mathbf{p}+\mathbf{k}} - \omega_{\mathbf{p}} - ck)t} e^{-\frac{i}{\hbar}(\Omega_{\mathbf{p}'-\mathbf{k}'} - \Omega_{\mathbf{p}'} + ck')t}}{\omega_{\mathbf{p}+\mathbf{k}} - \omega_{\mathbf{p}} - ck}
\end{aligned}$$

$$\begin{aligned}
& - \frac{e^2}{2(2\pi\hbar)^3} \int d\mathbf{k} d\mathbf{p} d\mathbf{k}' d\mathbf{p}' \bar{A}_\alpha^\dagger(\mathbf{p} - \mathbf{k}) A_\beta(\mathbf{p}) \bar{D}_\gamma^\dagger(\mathbf{p}' + \mathbf{k}') D_\delta(\mathbf{p}') \\
& \quad [C_{\alpha\beta}^\dagger(\mathbf{k}), C_{\gamma\delta}(\mathbf{k}')] \frac{e^{-\frac{i}{\hbar}(\omega_{\mathbf{p}-\mathbf{k}} - \omega_{\mathbf{p}} + ck)t} e^{-\frac{i}{\hbar}(\Omega_{\mathbf{p}'+\mathbf{k}'} - \Omega_{\mathbf{p}'} - ck')t}}{\omega_{\mathbf{p}-\mathbf{k}} - \omega_{\mathbf{p}} + ck} \\
& - \frac{e^2}{2(2\pi\hbar)^3} \int d\mathbf{k} d\mathbf{p} d\mathbf{k}' d\mathbf{p}' \bar{D}_\alpha^\dagger(\mathbf{p} + \mathbf{k}) D_\beta(\mathbf{p}) \bar{A}_\gamma^\dagger(\mathbf{p}' - \mathbf{k}') A_\delta(\mathbf{p}') \\
& \quad [C_{\alpha\beta}(\mathbf{k}), C_{\gamma\delta}^\dagger(\mathbf{k}')] \frac{e^{-\frac{i}{\hbar}(\omega_{\mathbf{p}'+\mathbf{k}'} - \omega_{\mathbf{p}'} + ck')t} e^{-\frac{i}{\hbar}(\Omega_{\mathbf{p}+\mathbf{k}} - \Omega_{\mathbf{p}} - ck)t}}{\Omega_{\mathbf{p}+\mathbf{k}} - \Omega_{\mathbf{p}} - ck} \\
& - \frac{e^2}{2(2\pi\hbar)^3} \int d\mathbf{k} d\mathbf{p} d\mathbf{k}' d\mathbf{p}' \bar{D}_\alpha^\dagger(\mathbf{p} - \mathbf{k}) D_\beta(\mathbf{p}) \bar{A}_\gamma^\dagger(\mathbf{p}' + \mathbf{k}') A_\delta(\mathbf{p}') \\
& \quad [C_{\alpha\beta}^\dagger(\mathbf{k}), C_{\gamma\delta}(\mathbf{k}')] \frac{e^{-\frac{i}{\hbar}(\omega_{\mathbf{p}'+\mathbf{k}'} - \omega_{\mathbf{p}'} - ck')t} e^{-\frac{i}{\hbar}(\Omega_{\mathbf{p}-\mathbf{k}} - \Omega_{\mathbf{p}} + ck)t}}{\Omega_{\mathbf{p}-\mathbf{k}} - \Omega_{\mathbf{p}} + ck} + \dots \\
& = \frac{e^2 \hbar^2 c}{4(2\pi\hbar)^3} \int \frac{d\mathbf{k} d\mathbf{p} d\mathbf{q}}{k} \gamma_{\alpha\beta}^\mu \gamma_{\gamma\delta}^\nu h_{\mu\nu}(\mathbf{k}) \\
& \left( \begin{aligned}
& - \bar{D}_\gamma^\dagger(\mathbf{p} - \mathbf{k}) D_\delta(\mathbf{p}) \bar{A}_\alpha^\dagger(\mathbf{q} + \mathbf{k}) A_\beta(\mathbf{q}) \frac{e^{-\frac{it}{\hbar}(\omega_{\mathbf{q}+\mathbf{k}} - \omega_{\mathbf{q}} + \Omega_{\mathbf{p}-\mathbf{k}} - \Omega_{\mathbf{p}})}}{\omega_{\mathbf{q}+\mathbf{k}} - \omega_{\mathbf{q}} - ck} \\
& + \bar{D}_\gamma^\dagger(\mathbf{p} + \mathbf{k}) D_\delta(\mathbf{p}) \bar{A}_\alpha^\dagger(\mathbf{q} - \mathbf{k}) A_\beta(\mathbf{q}) \frac{e^{-\frac{it}{\hbar}(\omega_{\mathbf{q}-\mathbf{k}} - \omega_{\mathbf{q}} + \Omega_{\mathbf{p}+\mathbf{k}} - \Omega_{\mathbf{p}})}}{\omega_{\mathbf{q}-\mathbf{k}} - \omega_{\mathbf{q}} + ck} \\
& - \bar{D}_\alpha^\dagger(\mathbf{p} + \mathbf{k}) D_\beta(\mathbf{p}) \bar{A}_\gamma^\dagger(\mathbf{q} - \mathbf{k}) A_\delta(\mathbf{q}) \frac{e^{-\frac{it}{\hbar}(\omega_{\mathbf{q}-\mathbf{k}} - \omega_{\mathbf{q}} + \Omega_{\mathbf{p}+\mathbf{k}} - \Omega_{\mathbf{p}})}}{\Omega_{\mathbf{p}+\mathbf{k}} - \Omega_{\mathbf{p}} - ck} \\
& + \bar{D}_\alpha^\dagger(\mathbf{p} - \mathbf{k}) D_\beta(\mathbf{p}) \bar{A}_\gamma^\dagger(\mathbf{q} + \mathbf{k}) A_\delta(\mathbf{q}) \frac{e^{-\frac{it}{\hbar}(\omega_{\mathbf{q}+\mathbf{k}} - \omega_{\mathbf{q}} + \Omega_{\mathbf{p}-\mathbf{k}} - \Omega_{\mathbf{p}})}}{\Omega_{\mathbf{p}-\mathbf{k}} - \Omega_{\mathbf{p}} + ck} + \dots
\end{aligned} \right) \\
& = \frac{e^2 \hbar^2 c}{4(2\pi\hbar)^3} \int \frac{d\mathbf{k} d\mathbf{p} d\mathbf{q}}{k} \gamma_{\alpha\beta}^\mu \gamma_{\gamma\delta}^\nu h_{\mu\nu}(\mathbf{k}) \\
& \left( \begin{aligned}
& - \bar{D}_\alpha^\dagger(\mathbf{p} - \mathbf{k}) D_\beta(\mathbf{p}) \bar{A}_\gamma^\dagger(\mathbf{q} + \mathbf{k}) A_\delta(\mathbf{q}) \frac{e^{-\frac{it}{\hbar}(\omega_{\mathbf{q}+\mathbf{k}} - \omega_{\mathbf{q}} + \Omega_{\mathbf{p}-\mathbf{k}} - \Omega_{\mathbf{p}})}}{\omega_{\mathbf{q}+\mathbf{k}} - \omega_{\mathbf{q}} - ck} \\
& + \bar{D}_\alpha^\dagger(\mathbf{p} - \mathbf{k}) D_\beta(\mathbf{p}) \bar{A}_\gamma^\dagger(\mathbf{q} + \mathbf{k}) A_\delta(\mathbf{q}) \frac{e^{-\frac{it}{\hbar}(\omega_{\mathbf{q}+\mathbf{k}} - \omega_{\mathbf{q}} + \Omega_{\mathbf{p}-\mathbf{k}} - \Omega_{\mathbf{p}})}}{\omega_{\mathbf{q}+\mathbf{k}} - \omega_{\mathbf{q}} + ck} \\
& - \bar{D}_\alpha^\dagger(\mathbf{p} - \mathbf{k}) D_\beta(\mathbf{p}) \bar{A}_\gamma^\dagger(\mathbf{q} + \mathbf{k}) A_\delta(\mathbf{q}) \frac{e^{-\frac{it}{\hbar}(\omega_{\mathbf{q}+\mathbf{k}} - \omega_{\mathbf{q}} + \Omega_{\mathbf{p}-\mathbf{k}} - \Omega_{\mathbf{p}})}}{\Omega_{\mathbf{p}-\mathbf{k}} - \Omega_{\mathbf{p}} - ck} \\
& + \bar{D}_\alpha^\dagger(\mathbf{p} - \mathbf{k}) D_\beta(\mathbf{p}) \bar{A}_\gamma^\dagger(\mathbf{q} + \mathbf{k}) A_\delta(\mathbf{q}) \frac{e^{-\frac{it}{\hbar}(\omega_{\mathbf{q}+\mathbf{k}} - \omega_{\mathbf{q}} + \Omega_{\mathbf{p}-\mathbf{k}} - \Omega_{\mathbf{p}})}}{\Omega_{\mathbf{p}-\mathbf{k}} - \Omega_{\mathbf{p}} + ck} + \dots
\end{aligned} \right)
\end{aligned}$$

$$\begin{aligned}
&= -\frac{e^2\hbar^2c^2}{2(2\pi\hbar)^3} \int d\mathbf{k}d\mathbf{p}d\mathbf{q} \gamma_{\alpha\beta}^\mu \gamma_{\gamma\delta}^\nu \frac{h_{\mu\nu}(\mathbf{k})}{(q+k \div q)^2} \\
&\quad e^{-\frac{i}{\hbar}E(\mathbf{p},\mathbf{q},\mathbf{k})t} \overline{D}_\alpha^\dagger(\mathbf{p}-\mathbf{k}) \overline{A}_\gamma^\dagger(\mathbf{q}+\mathbf{k}) D_\beta(\mathbf{p}) A_\delta(\mathbf{q}) \\
&- \frac{e^2\hbar^2c^2}{2(2\pi\hbar)^3} \int d\mathbf{k}d\mathbf{p}d\mathbf{q} \gamma_{\alpha\beta}^\mu \gamma_{\gamma\delta}^\nu \frac{h_{\mu\nu}(\mathbf{k})}{(P-K \div P)^2} \\
&\quad e^{-\frac{i}{\hbar}E(\mathbf{p},\mathbf{q},\mathbf{k})t} \overline{D}_\alpha^\dagger(\mathbf{p}-\mathbf{k}) \overline{A}_\gamma^\dagger(\mathbf{q}+\mathbf{k}) D_\beta(\mathbf{p}) A_\delta(\mathbf{q})
\end{aligned} \tag{8.24}$$

where we denoted<sup>14</sup>

$$\begin{aligned}
(p \div q)^2 &\equiv (\omega_{\mathbf{p}} - \omega_{\mathbf{q}})^2 - c^2|\mathbf{p} - \mathbf{q}|^2 \\
(P \div Q)^2 &\equiv (\Omega_{\mathbf{p}} - \Omega_{\mathbf{q}})^2 - c^2|\mathbf{p} - \mathbf{q}|^2
\end{aligned}$$

and

$$E(\mathbf{p}, \mathbf{q}, \mathbf{k}) = \omega_{\mathbf{q}+\mathbf{k}} - \omega_{\mathbf{q}} + \Omega_{\mathbf{p}-\mathbf{k}} - \Omega_{\mathbf{p}}$$

is the energy function.

Now consider the first term on the right hand side of (8.24), and use the form (L.11) of the matrix  $h_{\mu\nu}(\mathbf{k})$  with  $k^0$  defined as  $k^0 = \omega_{\mathbf{q}+\mathbf{k}} - \omega_{\mathbf{q}}$ . Using properties (M.3) - (M.4) we obtain

$$\begin{aligned}
&-\frac{e^2\hbar^2c^2}{2(2\pi\hbar)^3} \int d\mathbf{k}d\mathbf{p}d\mathbf{q} \frac{h_{\mu\nu}(\mathbf{k})}{(q+k \div q)^2} \\
&\quad e^{-\frac{i}{\hbar}E(\mathbf{p},\mathbf{q},\mathbf{k})t} \overline{D}^\dagger(\mathbf{p}-\mathbf{k}) \gamma^\mu D_\beta(\mathbf{p}) \overline{A}^\dagger(\mathbf{q}+\mathbf{k}) \gamma^\nu A(\mathbf{q}) \\
&= -\frac{e^2\hbar^2}{2(2\pi\hbar)^3} \int d\mathbf{k}d\mathbf{p}d\mathbf{q} \frac{e^{-\frac{i}{\hbar}E(\mathbf{p},\mathbf{q},\mathbf{k})t}}{(q+k \div q)^2} \\
&\quad \left( \overline{D}^\dagger(\mathbf{p}-\mathbf{k}) \gamma^\mu D(\mathbf{p}) c^2 g_{\mu\nu} \overline{A}^\dagger(\mathbf{q}+\mathbf{k}) \gamma^\nu A(\mathbf{q}) \right. \\
&\quad + \frac{k^0}{k^2} \overline{D}^\dagger(\mathbf{p}-\mathbf{k}) \gamma^\mu k_\mu D(\mathbf{p}) \overline{A}^\dagger(\mathbf{q}+\mathbf{k}) \gamma^\nu n_\nu A(\mathbf{q}) \\
&\quad \left. + \frac{k^0}{k^2} \overline{D}^\dagger(\mathbf{p}-\mathbf{k}) \gamma^\mu n_\mu D(\mathbf{p}) \overline{A}^\dagger(\mathbf{q}+\mathbf{k}) \gamma^\nu k_\nu A(\mathbf{q}) \right)
\end{aligned}$$

---

<sup>14</sup>In this notation  $p, q, P, Q$  are momentum-energy 4-vectors:  $p \equiv (\omega_{\mathbf{p}}, cp_x, cp_y, cp_z)$ , and  $(p \div q)^2$  is recognized as a pseudoscalar square of the difference between 4-vectors  $p$  and  $q$ , i.e.,  $(p \div q)^2 = (p - q)_\mu (p - q)^\mu$ .

$$\begin{aligned}
& - \frac{1}{k^2} \bar{D}^\dagger(\mathbf{p} - \mathbf{k}) \gamma^\mu k_\mu D(\mathbf{p}) \bar{A}^\dagger(\mathbf{q} + \mathbf{k}) \gamma^\nu k_\nu A(\mathbf{q}) \\
& + \frac{c^2 k^2 - (k^0)^2}{k^2} \bar{D}^\dagger(\mathbf{p} - \mathbf{k}) \gamma^\mu n_\mu D(\mathbf{p}) \bar{A}^\dagger(\mathbf{q} + \mathbf{k}) \gamma^\nu n_\nu A(\mathbf{q}) \Big) \\
& = - \frac{e^2 \hbar^2}{2(2\pi\hbar)^3} \int d\mathbf{k} d\mathbf{p} d\mathbf{q} \frac{e^{-\frac{i}{\hbar} E(\mathbf{p}, \mathbf{q}, \mathbf{k}) t}}{(q + k \div q)^2} \\
& \left( \bar{D}^\dagger(\mathbf{p} - \mathbf{k}) \gamma^\mu D(\mathbf{p}) c^2 g_{\mu\nu} \bar{A}^\dagger(\mathbf{q} + \mathbf{k}) \gamma^\nu A(\mathbf{q}) \right. \\
& + \frac{k^0}{k^2} \bar{D}^\dagger(\mathbf{p} - \mathbf{k}) \gamma^\mu k_\mu D(\mathbf{p}) \bar{A}^\dagger(\mathbf{q} + \mathbf{k}) \gamma^\nu n_\nu A(\mathbf{q}) \\
& + \left. \frac{c^2 k^2 - (k^0)^2}{k^2} \bar{D}^\dagger(\mathbf{p} - \mathbf{k}) \gamma^\mu n_\mu D(\mathbf{p}) \bar{A}^\dagger(\mathbf{q} + \mathbf{k}) \gamma^\nu n_\nu A(\mathbf{q}) \right) \\
& = - \frac{e^2 \hbar^2}{2(2\pi\hbar)^3} \int d\mathbf{k} d\mathbf{p} d\mathbf{q} e^{-\frac{i}{\hbar} E(\mathbf{p}, \mathbf{q}, \mathbf{k}) t} \\
& \left( \bar{D}^\dagger(\mathbf{p} - \mathbf{k}) \gamma^\mu D(\mathbf{p}) \frac{c^2 g_{\mu\nu}}{(q + k \div q)^2} \bar{A}^\dagger(\mathbf{q} + \mathbf{k}) \gamma^\nu A(\mathbf{q}) \right. \\
& + \frac{\omega_{\mathbf{q}+\mathbf{k}} - \omega_{\mathbf{q}}}{k^2 (q + k \div q)^2} \bar{D}^\dagger(\mathbf{p} - \mathbf{k}) \gamma^\mu k_\mu D(\mathbf{p}) \bar{A}^\dagger(\mathbf{q} + \mathbf{k}) \gamma^0 A(\mathbf{q}) \\
& - \left. \frac{1}{k^2} \bar{D}^\dagger(\mathbf{p} - \mathbf{k}) \gamma^0 D(\mathbf{p}) \bar{A}^\dagger(\mathbf{q} + \mathbf{k}) \gamma^0 A(\mathbf{q}) \right)
\end{aligned}$$

A similar calculation can be done for the second term in (8.24).<sup>15</sup> Combining these two expressions with the term  $D^\dagger A^\dagger D A$  in  $V_2(t)$ ,<sup>16</sup> we see that operator  $F_2(t)$  in (8.21) can be written in the form

$$\begin{aligned}
& F_2(t) \\
& = - \frac{\hbar^2 e^2}{2(2\pi\hbar)^3} \int d\mathbf{p} d\mathbf{q} d\mathbf{k} e^{-\frac{it}{\hbar} E(\mathbf{p}, \mathbf{q}, \mathbf{k})} \\
& \left( \bar{D}^\dagger(\mathbf{p} - \mathbf{k}) \gamma^0 D(\mathbf{p}) \frac{2}{k^2} \bar{A}^\dagger(\mathbf{q} + \mathbf{k}) \gamma^0 A(\mathbf{q}) \right. \\
& + \bar{D}^\dagger(\mathbf{p} - \mathbf{k}) \gamma^\mu D(\mathbf{p}) \frac{c^2 g_{\mu\nu}}{(q + k \div q)^2} \bar{A}^\dagger(\mathbf{q} + \mathbf{k}) \gamma^\nu A(\mathbf{q}) \\
& + \left. \bar{D}^\dagger(\mathbf{p} - \mathbf{k}) \gamma^\mu k_\mu D(\mathbf{p}) \frac{\omega_{\mathbf{q}+\mathbf{k}} - \omega_{\mathbf{q}}}{k^2 (q + k \div q)^2} \bar{A}^\dagger(\mathbf{q} + \mathbf{k}) \gamma^0 A(\mathbf{q}) \right)
\end{aligned}$$

<sup>15</sup> This time we should set  $k^0 = \Omega_{\mathbf{p}-\mathbf{k}} - \Omega_{\mathbf{p}}$

<sup>16</sup> the fourth term in eq. (M.8)

$$\begin{aligned}
& - \bar{D}^\dagger(\mathbf{p} - \mathbf{k}) \gamma^0 D(\mathbf{p}) \frac{1}{k^2} \bar{A}^\dagger(\mathbf{q} + \mathbf{k}) \gamma^0 A(\mathbf{q}) \\
& + \bar{D}^\dagger(\mathbf{p} - \mathbf{k}) \gamma^\mu D(\mathbf{p}) \frac{c^2 g_{\mu\nu}}{(P - K \div P)^2} \bar{A}^\dagger(\mathbf{q} + \mathbf{k}) \gamma^\nu A(\mathbf{q}) \\
& + \bar{D}^\dagger(\mathbf{p} - \mathbf{k}) \gamma^0 D(\mathbf{p}) \frac{\Omega_{\mathbf{p}-\mathbf{k}} - \Omega_{\mathbf{p}}}{k^2 (P - K \div P)^2} \bar{A}^\dagger(\mathbf{q} + \mathbf{k}) \gamma^\mu k_\mu A(\mathbf{q}) \\
& - \bar{D}^\dagger(\mathbf{p} - \mathbf{k}) \gamma^0 D(\mathbf{p}) \frac{1}{k^2} \bar{A}^\dagger(\mathbf{q} + \mathbf{k}) \gamma^0 A(\mathbf{q}) \\
& = -\frac{\hbar^2 e^2}{2(2\pi\hbar)^3} \int d\mathbf{p} d\mathbf{q} d\mathbf{k} e^{-\frac{it}{\hbar} E(\mathbf{p}, \mathbf{q}, \mathbf{k})} \\
& \left( \bar{D}^\dagger(\mathbf{p} - \mathbf{k}) \gamma^\mu D(\mathbf{p}) \frac{c^2 g_{\mu\nu}}{(q + k \div q)^2} \bar{A}^\dagger(\mathbf{q} + \mathbf{k}) \gamma^\nu A(\mathbf{q}) \right. \\
& + \bar{D}^\dagger(\mathbf{p} - \mathbf{k}) \gamma^\mu k_\mu D(\mathbf{p}) \frac{\omega_{\mathbf{q}+\mathbf{k}} - \omega_{\mathbf{q}}}{k^2 (q + k \div q)^2} \bar{A}^\dagger(\mathbf{q} + \mathbf{k}) \gamma^0 A(\mathbf{q}) \\
& + \bar{D}^\dagger(\mathbf{p} - \mathbf{k}) \gamma^\mu D(\mathbf{p}) \frac{c^2 g_{\mu\nu}}{(P - K \div P)^2} \bar{A}^\dagger(\mathbf{q} + \mathbf{k}) \gamma^\nu A(\mathbf{q}) \\
& \left. + \bar{D}^\dagger(\mathbf{p} - \mathbf{k}) \gamma^0 D(\mathbf{p}) \frac{\Omega_{\mathbf{p}-\mathbf{k}} - \Omega_{\mathbf{p}}}{k^2 (P - K \div P)^2} \bar{A}^\dagger(\mathbf{q} + \mathbf{k}) \gamma^\mu k_\mu A(\mathbf{q}) \right) \quad (8.25)
\end{aligned}$$

Now we can insert eq. (8.25) in the formula for the  $S$ -operator (8.22). To perform the integration by  $t$  from  $-\infty$  to  $\infty$  we just need to substitute the  $t$ -exponent  $e^{-\frac{it}{\hbar} E(\mathbf{p}, \mathbf{q}, \mathbf{k})}$  with the delta function  $2\pi i \delta(E(\mathbf{p}, \mathbf{q}, \mathbf{k}))$ . This makes the  $S$ -operator vanishing everywhere outside the energy shell  $E(\mathbf{p}, \mathbf{q}, \mathbf{k}) = 0$ . So, we can use formulas

$$\begin{aligned}
\Omega_{\mathbf{p}-\mathbf{k}} - \Omega_{\mathbf{p}} &= \omega_{\mathbf{q}} - \omega_{\mathbf{q}+\mathbf{k}} \\
(P - K \div P)^2 &= (q + k \div q)^2
\end{aligned} \quad (8.26)$$

Finally, we use properties (M.3) and (M.4) to obtain

$$\begin{aligned}
S_2[d^\dagger a^\dagger da] &= \underbrace{F_2(t)} \\
&= -\frac{ie^2}{(2\pi)^2 \hbar} \int d\mathbf{p} d\mathbf{q} d\mathbf{k} \delta(E(\mathbf{p}, \mathbf{q}, \mathbf{k})) \\
&\quad \bar{D}^\dagger(\mathbf{p} - \mathbf{k}) \gamma^\mu D(\mathbf{p}) \frac{c^2 g_{\mu\nu}}{(q + k \div q)^2} \bar{A}^\dagger(\mathbf{q} + \mathbf{k}) \gamma^\nu A(\mathbf{q}) \quad (8.27)
\end{aligned}$$

This formula is in a good agreement with experimental data and it exactly coincides with the usual textbook result obtained in Feynman-Dyson perturbation theory. Our path to this formula used Magnus perturbation theory [73, 74] and was much longer than the path usually presented in textbooks. Here we used representation (L.11) of the matrix  $h_{\mu\nu}(\mathbf{k})$  to demonstrate the cancelation of terms proportional to  $k^{-2}$  coming from the 2nd order interaction  $V_2(t)$  and from the commutator  $-\frac{1}{2}[V_1(t), V_1(t)]$  in (8.21) [9]. This cancelation finally led us to the manifestly covariant result (8.27), although we did not maintain the manifest covariance at each step, as is normally done in the Feynman-Dyson perturbation theory. Why did we choose this long path? The answer is that Magnus perturbation theory will be found more convenient for derivation of the “dressed particle” Hamiltonian in chapter 9.

### 8.2.2 *S-operator in the non-relativistic approximation*

In the non-relativistic case, the momenta of electrons are much less than  $mc$ , and momenta of protons are much less than  $Mc$ . Therefore, with good accuracy we can represent the  $S$ -operator (8.27) as a series in powers of  $v/c$  and leave only terms of order not higher than  $(v/c)^2$ . First, we can use (7.89) to write

$$\begin{aligned}\sqrt{\omega_{\mathbf{p}} + mc^2} &\approx \sqrt{mc^2 + \frac{p^2}{2m} + mc^2} = \sqrt{2mc^2 + \frac{p^2}{2m}} \\ &= \sqrt{2mc^2} \sqrt{1 + \frac{p^2}{4m^2c^2}} \approx \sqrt{2mc^2} \left(1 + \frac{p^2}{8m^2c^2}\right) \\ \sqrt{\omega_{\mathbf{p}} - mc^2} &\approx \sqrt{mc^2 + \frac{p^2}{2m} - mc^2} = \frac{p}{\sqrt{2m}}\end{aligned}$$

Near the energy shell we also obtain

$$\begin{aligned}\frac{1}{(q + k \div q)^2} &= \frac{1}{(\omega_{\mathbf{q}+\mathbf{k}} - \omega_{\mathbf{q}})^2 - c^2k^2} \\ &\approx -\frac{1}{c^2k^2}\end{aligned}\tag{8.28}$$

It is convenient to introduce notation

$$U^\mu(\mathbf{p}, \sigma; \mathbf{p}', \sigma') \equiv \bar{u}(\mathbf{p}, \sigma) \gamma^\mu u(\mathbf{p}', \sigma') \quad (8.29)$$

$$W^\mu(\mathbf{p}, \sigma; \mathbf{p}', \sigma') \equiv \bar{w}(\mathbf{p}, \sigma) \gamma^\mu w(\mathbf{p}', \sigma') \quad (8.30)$$

To obtain the  $(v/c)^2$  approximation of these expressions we use eqs. (K.13) - (K.16). To derive the component  $U^0$  we also use eq. (H.8)

$$U^0(\mathbf{p}, \sigma; \mathbf{p}', \sigma') \quad (8.31)$$

$$= \bar{u}(\mathbf{p}, \sigma) \gamma^0 u(\mathbf{p}', \sigma')$$

$$= u^\dagger(\mathbf{p}, \sigma) u(\mathbf{p}', \sigma') \quad (8.32)$$

$$\begin{aligned} &= \chi_\sigma^\dagger(\sqrt{\omega_{\mathbf{p}} + mc^2}, \sqrt{\omega_{\mathbf{p}} - mc^2}(\frac{\mathbf{p}}{p} \cdot \vec{\sigma})) \left[ \frac{\sqrt{\omega_{\mathbf{p}'} + mc^2}}{\sqrt{\omega_{\mathbf{p}'} - mc^2}(\frac{\mathbf{p}'}{p'} \cdot \vec{\sigma})} \right] \chi_{\sigma'} \frac{1}{2mc^2} \\ &= \chi_\sigma^\dagger(\sqrt{\omega_{\mathbf{p}} + mc^2} \sqrt{\omega_{\mathbf{p}'} + mc^2} + \sqrt{\omega_{\mathbf{p}} - mc^2} \sqrt{\omega_{\mathbf{p}'} - mc^2} \frac{(\mathbf{p} \cdot \vec{\sigma})(\mathbf{p}' \cdot \vec{\sigma})}{pp'}) \chi_{\sigma'} \frac{1}{2mc^2} \\ &\approx \chi_\sigma^\dagger((1 + \frac{p^2}{8m^2c^2})(1 + \frac{(p')^2}{8m^2c^2}) + \frac{pp'}{4m^2c^2} \frac{(\mathbf{p} \cdot \vec{\sigma})(\mathbf{p}' \cdot \vec{\sigma})}{pp'}) \chi_{\sigma'} \\ &= \chi_\sigma^\dagger(1 + \frac{p^2 + (p')^2 + 2\mathbf{p} \cdot \mathbf{p}' + 2i\vec{\sigma} \cdot [\mathbf{p} \times \mathbf{p}']}{8m^2c^2}) \chi_{\sigma'} \\ &= \chi_\sigma^\dagger(1 + \frac{(\mathbf{p} + \mathbf{p}')^2 + 2i\vec{\sigma} \cdot [\mathbf{p} \times \mathbf{p}']}{8m^2c^2}) \chi_{\sigma'} \quad (8.33) \end{aligned}$$

Analogously, in the  $(v/c)^2$  approximation

$$\begin{aligned} W^0(\mathbf{p}, \sigma; \mathbf{p}', \sigma') &= \bar{w}(\mathbf{p}, \sigma) \gamma^0 w(\mathbf{p}', \sigma') \\ &\approx \chi_\sigma^\dagger(1 + \frac{(\mathbf{p} + \mathbf{p}')^2 + 2i\vec{\sigma} \cdot [\mathbf{p} \times \mathbf{p}']}{8M^2c^2}) \chi_{\sigma'} \quad (8.34) \end{aligned}$$

Further, we calculate (using eqs. (H.6) and (H.7))

$$\begin{aligned} &\mathbf{U}(\mathbf{p}, \sigma; \mathbf{p}', \sigma') \\ &= \bar{u}(\mathbf{p}, \sigma) \vec{\gamma} u(\mathbf{p}', \sigma') \\ &= \chi_\sigma^\dagger[\sqrt{\omega_{\mathbf{p}} + mc^2}, \sqrt{\omega_{\mathbf{p}} - mc^2} \frac{\mathbf{p} \cdot \vec{\sigma}}{p}] \gamma^0 \begin{bmatrix} 0 & \vec{\sigma} \\ -\vec{\sigma} & 0 \end{bmatrix} \begin{bmatrix} \sqrt{\omega_{\mathbf{p}'} + mc^2} \\ \sqrt{\omega_{\mathbf{p}'} - mc^2} \frac{\mathbf{p}' \cdot \vec{\sigma}}{p'} \end{bmatrix} \chi_{\sigma'} \frac{1}{2mc^2} \end{aligned}$$



$$\begin{aligned}
&= \chi_\sigma^\dagger [\sqrt{\omega_{\mathbf{p}} + mc^2}, -\sqrt{\omega_{\mathbf{p}} - mc^2} \frac{\mathbf{p} \cdot \vec{\sigma}}{p}] \begin{bmatrix} \sqrt{\omega_{\mathbf{p}'} - mc^2} \frac{\vec{\sigma}(\mathbf{p}' \cdot \vec{\sigma})}{p'} \\ -\vec{\sigma} \sqrt{\omega_{\mathbf{p}'} + mc^2} \end{bmatrix} \chi_{\sigma'} \frac{1}{2mc^2} \\
&= \chi_\sigma^\dagger (\sqrt{\omega_{\mathbf{p}} + mc^2} \sqrt{\omega_{\mathbf{p}'} - mc^2} \frac{\vec{\sigma}(\mathbf{p}' \cdot \vec{\sigma})}{p'} \quad (8.35)
\end{aligned}$$

$$\begin{aligned}
&+ \sqrt{\omega_{\mathbf{p}} - mc^2} \sqrt{\omega_{\mathbf{p}'} + mc^2} \frac{(\mathbf{p} \cdot \vec{\sigma}) \vec{\sigma}}{p}) \chi_{\sigma'} \frac{1}{2mc^2} \\
&\approx \chi_\sigma^\dagger (\sqrt{2mc^2} \frac{p'}{\sqrt{2m}} \frac{\vec{\sigma}(\mathbf{p}' \cdot \vec{\sigma})}{p'} + \sqrt{2mc^2} \frac{p}{\sqrt{2m}} \frac{(\mathbf{p} \cdot \vec{\sigma}) \vec{\sigma}}{p}) \chi_{\sigma'} \frac{1}{2mc^2} \\
&= \chi_\sigma^\dagger ((\vec{\sigma} \cdot \mathbf{p}) \vec{\sigma} + \vec{\sigma} (\vec{\sigma} \cdot \mathbf{p}')) \chi_{\sigma'} \frac{1}{2mc} \\
&= \chi_\sigma^\dagger [\mathbf{p} + i[\vec{\sigma} \times \mathbf{p}] + \mathbf{p}' - i[\vec{\sigma} \times \mathbf{p}']] \chi_{\sigma'} \frac{1}{2mc} \quad (8.36)
\end{aligned}$$

$$= \chi_\sigma^\dagger [\mathbf{p} + \mathbf{p}' + i[\vec{\sigma} \times (\mathbf{p} - \mathbf{p}')] ] \chi_{\sigma'} \frac{1}{2mc} \quad (8.37)$$

Analogously

$$\mathbf{W}(\mathbf{p}, \sigma; \mathbf{p}', \sigma') \approx \chi_\sigma^\dagger [\mathbf{p} + \mathbf{p}' + i[\vec{\sigma} \times (\mathbf{p} - \mathbf{p}')] ] \chi_{\sigma'} \frac{1}{2Mc} \quad (8.38)$$

In the non-relativistic limit  $c \rightarrow \infty$ , all formulas are further simplified

$$\begin{aligned}
\lim_{c \rightarrow \infty} \omega_{\mathbf{p}} &= mc^2 \\
\lim_{c \rightarrow \infty} \Omega_{\mathbf{p}} &= Mc^2 \\
\lim_{c \rightarrow \infty} U_0(\mathbf{p}, \sigma; \mathbf{p}', \sigma') &= \chi_\sigma^\dagger \chi_{\sigma'} = \delta_{\sigma, \sigma'} \\
\lim_{c \rightarrow \infty} V_0(\mathbf{p}, \sigma; \mathbf{p}', \sigma') &= \delta_{\sigma, \sigma'} \\
\lim_{c \rightarrow \infty} \mathbf{U}(\mathbf{p}, \sigma; \mathbf{p}', \sigma') &= 0 \\
\lim_{c \rightarrow \infty} \mathbf{V}(\mathbf{p}, \sigma; \mathbf{p}', \sigma') &= 0
\end{aligned}$$

Using above results we can rewrite (8.27) in the non-relativistic approximation

$$S_2[d^\dagger a^\dagger da]$$

$$\begin{aligned}
&= -\frac{ie^2c^2}{(2\pi)^2\hbar} \sum_{\sigma\sigma'\tau\tau'} \int d\mathbf{p}d\mathbf{q}d\mathbf{k} \frac{Mmc^4\delta(E(\mathbf{p}, \mathbf{q}, \mathbf{k}))}{\sqrt{\Omega_{\mathbf{p}-\mathbf{k}}\Omega_{\mathbf{p}}\omega_{\mathbf{q}+\mathbf{k}}\omega_{\mathbf{q}}}} \\
&\quad W^\mu(\mathbf{p}-\mathbf{k}, \sigma; \mathbf{p}, \sigma') \frac{g_{\mu\nu}}{(q+k \div q)^2} U^\nu(\mathbf{q}+\mathbf{k}, \tau; \mathbf{q}, \tau') \\
&\quad d_{\mathbf{p}-\mathbf{k}, \sigma}^\dagger d_{\mathbf{p}, \sigma'} a_{\mathbf{q}+\mathbf{k}, \tau}^\dagger a_{\mathbf{q}, \tau'} \\
&\approx \frac{ie^2}{(2\pi)^2\hbar} \sum_{\sigma\sigma'\tau\tau'} \int d\mathbf{p}d\mathbf{q}d\mathbf{k} \delta(E(\mathbf{p}, \mathbf{q}, \mathbf{k})) \frac{\delta_{\sigma, \sigma'} \delta_{\tau, \tau'}}{k^2} d_{\mathbf{p}-\mathbf{k}, \sigma}^\dagger d_{\mathbf{p}, \sigma'} a_{\mathbf{q}+\mathbf{k}, \tau}^\dagger a_{\mathbf{q}, \tau'} \\
&= \frac{ie^2}{(2\pi)^2\hbar} \sum_{\sigma\tau} \int d\mathbf{p}d\mathbf{q}d\mathbf{k} \frac{\delta(E(\mathbf{p}, \mathbf{q}, \mathbf{k}))}{k^2} d_{\mathbf{p}-\mathbf{k}, \sigma}^\dagger d_{\mathbf{p}, \sigma} a_{\mathbf{q}+\mathbf{k}, \tau}^\dagger a_{\mathbf{q}, \tau} \quad (8.39)
\end{aligned}$$

This result is consistent with our toy model (7.91). The difference in sign is related to the fact that eq. (7.91) describes scattering of two electrons having the same charge and, therefore, repelling each other, while eq. (8.39) refers to the attractive electron-proton interaction.

## 8.3 Renormalization

In spite of successful prediction of scattering amplitudes in the 2nd perturbation order, there is a very serious problem with the formalism of QED presented above. This is the problem of ultraviolet divergences. It appears that higher order contributions to the  $S$ -operator are infinite. Proper discussion of these infinities requires rather elaborate calculations. To make our presentation in this section relatively simple, and, at the same time, retaining important features pertinent to QED, we will switch to discussion of our toy model from section 7.3. This is justified, because, as we saw in subsection 8.2.2, there are quite important similarities between the two theories. We will return to general discussion of QED divergences in subsection 8.3.6.

### 8.3.1 Regularization

First, we need to deal with one rather technical problem. Diagrams in high perturbation orders inevitably contain loops.<sup>17</sup> If the coefficient functions of interaction potentials do not decay sufficiently rapidly at large values of

---

<sup>17</sup>see subsection 7.4.1

arguments (loop momenta) there is a danger that loop integrals may be divergent.<sup>18</sup> We will see, that loop integrals do diverge in both QED and in our model theory. One way to overcome this difficulty is by using *regularization*. The idea of regularization is to modify the theory in such a way that all loop integrals are made finite. There are many different ways to achieve this goal. For example, we can simply introduce a momentum cut-off in all momentum integrals. Of course, the theory with such truncated integrals cannot be exact. Therefore, in a rigorous theory at the end of calculations the cutoff momentum should be set to infinity. This will make the integrals divergent again, so nothing would be gained. The only reason to do regularization is to ensure that intermediate manipulations with truncated integrals do not involve infinities and, thus, are mathematically consistent.

Although the regularization is required for mathematical rigor, it substantially lengthens calculations. In our studies we will not perform the regularization explicitly. Instead, we will formally treat all loop integrals “as if” they were finite. If a proper care is taken, this approach leads to the same final result as any regularized theory in the limit of infinite cutoff.

### 8.3.2 The mass renormalization condition

Even if all loop integrals were convergent this would not solve the problem of infinities in QFT: the  $S$ -operator might still be infinite. Let us now consider in more detail how these infinities appear and what we can do about them.

Generally, the scattering phase operator  $F$  in (8.22) may have unphys, phys, and renorm terms, so we can write the  $S$ -operator in a general form

$$\begin{aligned}
 S &= e^{\underbrace{F}} \\
 &= \exp(\underbrace{F^{unp}} + \underbrace{F^{ph}} + \underbrace{F^{ren}}) \\
 &= \exp(\underbrace{F^{ph}} + \underbrace{F^{ren}})
 \end{aligned} \tag{8.40}$$

where we noticed that unphys terms in  $F$  do not contribute to the  $S$ -operator due to eq. (7.65). Let us now apply scattering operator (8.40) to an one-electron state  $|\mathbf{p}\rangle = a_{\mathbf{p}}^{\dagger}|0\rangle$ . It follows from Lemma 7.2 that phys operators yield zero when acting on one-particle states. Renorm operators transform a

---

<sup>18</sup>see subsection 7.4.3

one-particle state to another one-particle state of the same particle. Therefore, we can write

$$\begin{aligned}
S|\mathbf{p}\rangle &= \exp(\underbrace{F^{ph}} + \underbrace{F^{ren}})|\mathbf{p}\rangle \\
&= (1 + \underbrace{F^{ph}} + \underbrace{F^{ren}} + \frac{1}{2!}(\underbrace{F^{ph}} + \underbrace{F^{ren}})^2 + \dots)|\mathbf{p}\rangle \\
&= (1 + \underbrace{F^{ph}} + \underbrace{F^{ren}} + \frac{1}{2!}(\underbrace{F^{ph}})^2 + \frac{1}{2!}\underbrace{F^{ph}}\underbrace{F^{ren}} + \frac{1}{2!}\underbrace{F^{ren}}\underbrace{F^{ph}} + \frac{1}{2!}(\underbrace{F^{ren}})^2 + \dots)|\mathbf{p}\rangle \\
&= (1 + \underbrace{F^{ren}} + \frac{1}{2!}(\underbrace{F^{ren}})^2 + \dots)|\mathbf{p}\rangle \\
&= \exp(\underbrace{F^{ren}})|\mathbf{p}\rangle
\end{aligned}$$

A similar derivation can be performed for the vacuum vector

$$S|0\rangle = \exp(\underbrace{F^{ren}})|0\rangle$$

So, the scattering in these states is determined by the renorm part of  $F$ . We know from (7.64) that the  $t$ -integral  $\underbrace{F^{ren}}$  is infinite, even if all terms in  $F^{ren}$  are finite. Therefore, if  $F^{ren} \neq 0$  then the action of the  $S$ -operator on 0- and 1-particle states leads to infinite results. The  $S$ -operator relates to directly measurable properties, so its divergence is rather disturbing. Thus in a finite theory we must require that

$$F^{ren} = 0 \tag{8.41}$$

which implies that operator  $\underbrace{F}$  must be purely phys.

$$\underbrace{F} = \underbrace{F^{ph}} \tag{8.42}$$

Equations (8.41) and (8.42) can be also understood from the physical meaning of the  $S$ -operator. The interacting time evolution from the distant past to the distant future can be written as<sup>19</sup>

---

<sup>19</sup>see eq. (6.91)

$$U(\infty \leftarrow -\infty) = SU_0(\infty \leftarrow -\infty).$$

If this operator acts on the initial state without particles  $|0\rangle$  in the past, we may expect that in the future this state will transform again into the vacuum state (particles cannot be permanently created out of nothing)

$$U(\infty \leftarrow -\infty)|0\rangle = |0\rangle$$

Since the free time evolution operator  $U_0$  leave the vacuum state invariant, the same must be true for the  $S$ -operator

$$S|0\rangle = |0\rangle \quad (8.43)$$

Similarly, we can conclude that one-particle states also evolve from the distant past to the distant future without change

$$Sa_{\mathbf{p}}^\dagger|0\rangle = a_{\mathbf{p}}^\dagger|0\rangle \quad (8.44)$$

$$Sc_{\mathbf{k}}^\dagger|0\rangle = c_{\mathbf{k}}^\dagger|0\rangle \quad (8.45)$$

Due to Lemma 7.2, equations (8.43) - (8.45) are equivalent to (8.41) - (8.42). We formulate these results as the following

**Statement 8.1 (mass renormalization condition)** <sup>20</sup> *There should be no scattering in the vacuum and one-particle states.*

In other words, scattering is expected to occur only when there are at least two particles which interact with each other. One particle has nothing to interact with, and nothing can happen in the no-particle vacuum state. Let us see if this property is satisfied in our model theory from section 7.3. In this theory, the 2nd order term  $\Sigma_2(t)$  in eq. (7.86) has a renorm contribution<sup>21</sup>

---

<sup>20</sup>As we will see in chapter 9, the reason for such terminology is that this condition ensures that interaction  $V^c(t)$  does not modify particle masses: the masses of particles are the same in both interacting and non-interacting theories.

<sup>21</sup>In the rest of this section, it will be convenient (the formulas are more compact) to work with operator  $\Sigma(t)$  from eq. (6.100) rather than with  $F(t)$ . It is not difficult to show (e.g., by using eqs. (6.103) and (6.104)) that renormalization (the removal of renorm terms) of  $\Sigma(t)$  is equivalent to the removal of renorm terms from the operator  $F(t)$ .

$$\Sigma_2^{ren} = (V_1(t) \underline{V_1(t)})^{ren}$$

This is the term shown in the diagram 7.3(g). As we saw in eq. (7.109) the loop integral is divergent there. Of course, as discussed earlier, this divergence can be fixed by regularization, but even finite regularized diagrams of the type 7.3(g) are not acceptable - they violate Statement 8.1. Similar renorm terms appear also in higher perturbation orders. Therefore, we must conclude that this theory is not acceptable. It should be changed or *renormalized* to comply with Statement 8.1.

### 8.3.3 Counterterms

One possible way to eliminate renorm terms from  $\Sigma$  could be to formulate certain subtraction rules for calculating scattering amplitudes (see, e.g., [83]), so that unwanted contributions to  $\Sigma$  are simply deleted from formula (6.100) in each order of perturbation theory. This would be okay if our only goal were to obtain matrix elements of the  $S$ -matrix and scattering cross sections. However, in the final theory we would like to keep the standard quantum-mechanical connection between the Hamiltonian and the  $S$ -operator given by eqs (6.99) and (6.100). Therefore, we will prefer another (equivalent) way to do the renormalization: We will modify the Hamiltonian by adding certain unphys  $U$  and renorm  $R$  *counterterms* to the interaction operator  $V$ .<sup>22</sup> In other words, we are saying that the original Hamiltonian with interaction (7.80)

$$H = H_0 + V_1$$

is not good, and a modified Hamiltonian with renormalization counterterms<sup>23</sup>

$$\begin{aligned} H^c &= H_0 + V^c \\ &= H_0 + V_1 + U + R \end{aligned} \tag{8.46}$$

---

<sup>22</sup>It appears that in our model theory the renormalization is achieved by unphys and renorm counterterms only. In more general cases, such as QED, phys counterterms should be added as well.

<sup>23</sup>The superscript 'c' will denote operators that appear in a theory with renormalization *counterterms* added to the interaction.

better describes interactions between particles. To comply with Statement 8.1 and eq. (8.41), we must choose the counterterms in such a way that the scattering operator  $\Sigma^c$  computed with the interaction  $V^c = V_1 + U + R$

$$\Sigma^c(t) = V^c(t) + V^c(t) \underline{V^c(t)} V^c(t) + V^c(t) \underline{V^c(t) \underline{V^c(t)}} V^c(t) + \dots \quad (8.47)$$

does not contain renorm terms. From Table 7.2, it is clear that renorm terms in  $\Sigma^c$  may appear due to the presence of renorm and unphys terms in  $V^c$  and in their products. So, in order to satisfy eq. (8.41), the counterterms  $U$  and  $R$  must maintain a certain balance, which would guarantee that all renorm terms in  $\Sigma^c$  cancel out in all orders of perturbation theory, and that according to (8.44) - (8.45) there is no scattering in 0- and 1-particle states. The procedure of finding such  $U$  and  $R$  is called *mass renormalization*.

At this point the idea of fixing problems in the interaction  $V_1$  by adding renormalization counterterms looks rather *ad hoc*. How can we be certain that interaction operator  $V^c$  describes nature better than  $V_1$ ? We will have more discussions of the renormalization program and its physical meaning in subsection 8.3.6 and in chapter 9.

Let us now try to modify the Hamiltonian of our model theory from section 7.3 by adding Hermitian counterterms<sup>24</sup>  $R_2, U_3(t), R_4, \dots$

$$\begin{aligned} H(t) \rightarrow H^c(t) &= H_0 + V^c(t) \\ V^c(t) &= H_0 + V_1(t) + R_2 + U_3(t) + R_4 + \dots, \end{aligned} \quad (8.48)$$

so that renorm terms are eliminated from the scattering operator  $\Sigma^c(t)$

$$(\Sigma^c)^{ren} = 0.$$

We obtain formulas for  $\Sigma_i^c(t)$  ( $i = 1, 2, 3, \dots$ ) by inserting interaction (8.48) in (8.47) and collecting terms of equal perturbation order

---

<sup>24</sup>As usual, the subscript denotes the perturbation order, i.e. the power of the coupling constant  $e$ . We will see later that in our model theory unphys counterterms appear only in odd orders and renorm counterterms appear only in even orders. This is reflected in the notation used for counterterms. We also take into account that renorm operators are  $t$ -independent.

$$\Sigma_1^c(t) = V_1(t) \quad (8.49)$$

$$\Sigma_2^c(t) = V_1(t)\underline{V_1(t)} + R_2 \quad (8.50)$$

$$\Sigma_3^c(t) = V_1(t)\underline{V_1(t)\underline{V_1(t)}} + R_2\underline{V_1(t)} + V_1(t)\underline{R_2} + U_3(t) \quad (8.51)$$

$$\Sigma_4^c(t) = \sigma_4(t) + U_3(t)\underline{V_1(t)} + V_1(t)\underline{U_3(t)} + R_4 \quad (8.52)$$

where we denoted

$$\begin{aligned} \sigma_4(t) = & V_1(t)\underline{V_1(t)\underline{V_1(t)\underline{V_1(t)}}} + V_1(t)\underline{V_1(t)\underline{R_2}} \\ & + V_1(t)\underline{R_2\underline{V_1(t)}} + R_2\underline{V_1(t)\underline{V_1(t)}}, \end{aligned}$$

Now we go order-by-order and choose counterterms  $R_2, U_3(t), R_4, \dots$  so that all renorm terms on the right hand sides of eqs. (8.49) - (8.52) cancel out. The first-order term (8.49) is unphys (see eq. (7.80)), so there is no need for first order renormalization counterterms. To ensure that  $\Sigma_2^c(t)$  does not have a renorm part we choose a second-order counterterm<sup>25</sup>

$$\begin{aligned} R_2 &= -(V_1(t)\underline{V_1(t)})^{ren} \\ &= (\underline{V_1(t)\underline{V_1(t)}})^{ren} \end{aligned} \quad (8.53)$$

With this choice, we can rewrite contributions to the  $S$ -operator in the 4 lowest orders

$$\underbrace{\Sigma_1^c(t)} = 0 \quad (8.54)$$

$$\underbrace{\Sigma_2^c(t)} = \underbrace{(V_1(t)\underline{V_1(t)})^{ph}} \quad (8.54)$$

$$\underbrace{\Sigma_3^c(t)} = \underbrace{V_1(t)(\underline{V_1(t)\underline{V_1(t)}})^{p+u}} + \underbrace{U_3(t)} \quad (8.55)$$

$$\underbrace{\Sigma_4^c(t)} = \underbrace{\sigma_4(t)} + \underbrace{U_3(t)\underline{V_1(t)}} + \underbrace{V_1(t)\underline{U_3(t)}} + R_4 \quad (8.56)$$

---

<sup>25</sup>See diagram 7.3(g). According to (7.109), this counterterm is divergent. As mentioned in subsection 8.3.1, we could introduce a momentum cutoff to make this counterterm finite. But we will prefer to keep the formal expression (8.53) for  $R_2$  and other counterterms avoiding their numerical evaluation.



where<sup>26</sup>

$$\begin{aligned}
 \underbrace{\sigma_4(t)} &= \underbrace{V_1 V_1 (\underline{V_1 V_1})^{p+u}} + \underbrace{V_1 V_1 (\underline{V_1 V_1})^{ren}} \\
 &+ \underbrace{V_1 R_2 V_1} + \underbrace{R_2 V_1 V_1} + \underbrace{V_1 V_1 R_2} \\
 &= \underbrace{V_1 V_1 (\underline{V_1 V_1})^{p+u}} + \underbrace{V_1 R_2 V_1} \\
 &+ \underbrace{R_2 V_1 V_1}
 \end{aligned} \tag{8.57}$$

and the superscript  $p + u$  denotes the sum of phys and unphys terms. The first term on the right hand side of (8.55) has odd number of particle operators, hence it is free of renorm parts (which have either zero or two particle operators). Therefore, to ensure that  $\Sigma_3^c(t)$  does not contain renorm parts we must choose

$$U_3^{ren} = 0 \tag{8.58}$$

Just as we did in the 2nd order, we can choose a renorm counterterm  $R_4$  which simply cancels all renorm terms which may be present in first three terms on the right hand side of (8.56). Formulas for these terms are rather complicated, and we are not going to present them here. With the above choices, the operator  $\Sigma^c(t)$  does not contain renorm terms up to the 4th order, as required by the mass renormalization condition (Statement 8.1). Apparently, this procedure can be continued in higher perturbation orders. However, we will not proceed beyond the 4th order.

In order to proceed with calculations of (8.57) we will need the following

**Lemma 8.2 (“integration by parts”)** *For two regular non-renorm operators  $A$  and  $B$*

$$\underbrace{AB} = - \underbrace{AB}$$

---

<sup>26</sup>for clarity we omit the  $t$ -arguments in factors  $V_1(t)$

**Proof.** We denote  $E(A)$  and  $E(B)$  energy functions of operators  $A$  and  $B$  and use eqs. (7.62) and (7.52)

$$\begin{aligned}
 \underbrace{AB} &= -2\pi\hbar AB \circ \delta(E(A) + E(B))E(B)^{-1} \\
 &= 2\pi\hbar AB \circ \delta(E(A) + E(B))E(A)^{-1} \\
 &= -\underbrace{AB}
 \end{aligned}$$

■

This result has the following implication for the diagram technique. If we are interested in the behavior of a diagram on the energy shell, and the diagram has a box surrounding a subset of vertices, then we can obtain an equivalent diagram by (i) erasing this box, (ii) drawing another box surrounding the complement of the subset of vertices, and (iii) changing the total sign of the diagram.

Using Lemma 8.2 we can simplify expression (8.57) for  $\underbrace{\sigma_4(t)}$

$$\begin{aligned}
 &\underbrace{\sigma_4(t)} \\
 &= \underbrace{\underline{V_1 V_1} (\underline{V_1 V_1})^{p+u}} + \underbrace{\underline{V_1 R_2 V_1}} + \underbrace{R_2 \underline{V_1 V_1}} \\
 &= \underbrace{(\underline{V_1 V_1})^{p+u} (\underline{V_1 V_1})^{p+u}} + \underbrace{(\underline{V_1 V_1})^{ren} (\underline{V_1 V_1})^{p+u}} \\
 &+ \underbrace{\underline{V_1 R_2 V_1}} + \underbrace{R_2 (\underline{V_1 V_1})^{p+u}} + \underbrace{R_2 (\underline{V_1 V_1})^{ren}} \\
 &= \underbrace{((\underline{V_1 V_1})^{p+u} (\underline{V_1 V_1})^{p+u})^{ph}} + \underbrace{(\underline{V_1 R_2 V_1})^{ph}} \\
 &= \underbrace{((\underline{V_1 V_1})^{p+u} (\underline{V_1 V_1})^{p+u})^{ph}} \\
 &- \underbrace{(\underline{V_1} (\underline{V_1 V_1})^{ren} \underline{V_1})^{ph}} \tag{8.59}
 \end{aligned}$$

### 8.3.4 Electron-electron scattering

The second order contribution to the electron-electron scattering in the renormalized theory (8.54) coincides with that calculated in subsection 7.3.4. So, renormalization does not affect physical results in the 2nd perturbation order.

As we mentioned above, the first term on the right hand side of (8.55) has odd number of particle operators, so it does not contribute to the electron-electron scattering. We will see in the next subsection that  $\underbrace{U_3(t)}$  does not contribute as well. Let us now consider the 4th order term (8.56). First we use the diagram technique and calculate operator  $\underbrace{\sigma_4(t)}$  in (8.59). The product  $V_1(t)\underline{V_1(t)}$  which appears in the first term is shown in Fig. 8.1(a) - (d) (without normal ordering). The normally ordered expression

$$\underline{(V_1(t)V_1(t))^{p+u}} \quad (8.60)$$

is shown in fig. 8.1(e) - (m). Diagrams representing

$$(\underline{V_1(t)V_1(t)})^{p+u} \quad (8.61)$$

differ from  $(\underline{V_1(t)V_1(t)})^{p+u}$  by the absence of the big box around all vertices and by moving the small box to another vertex.

Here we are interested only in the electron-electron scattering described by terms  $a^\dagger a^\dagger a a$  in the  $S$ -operator. Therefore, when calculating the product

$$(\underline{V_1}V_1)^{p+u}(\underline{V_1V_1})^{p+u}$$

we need to consider only three terms from (8.61) and three terms from (8.60) as shown in Fig. 8.2.<sup>27</sup> The result of this calculation is shown in Fig. 8.3. Calculation of the second term in  $\underbrace{\sigma_4(t)}$

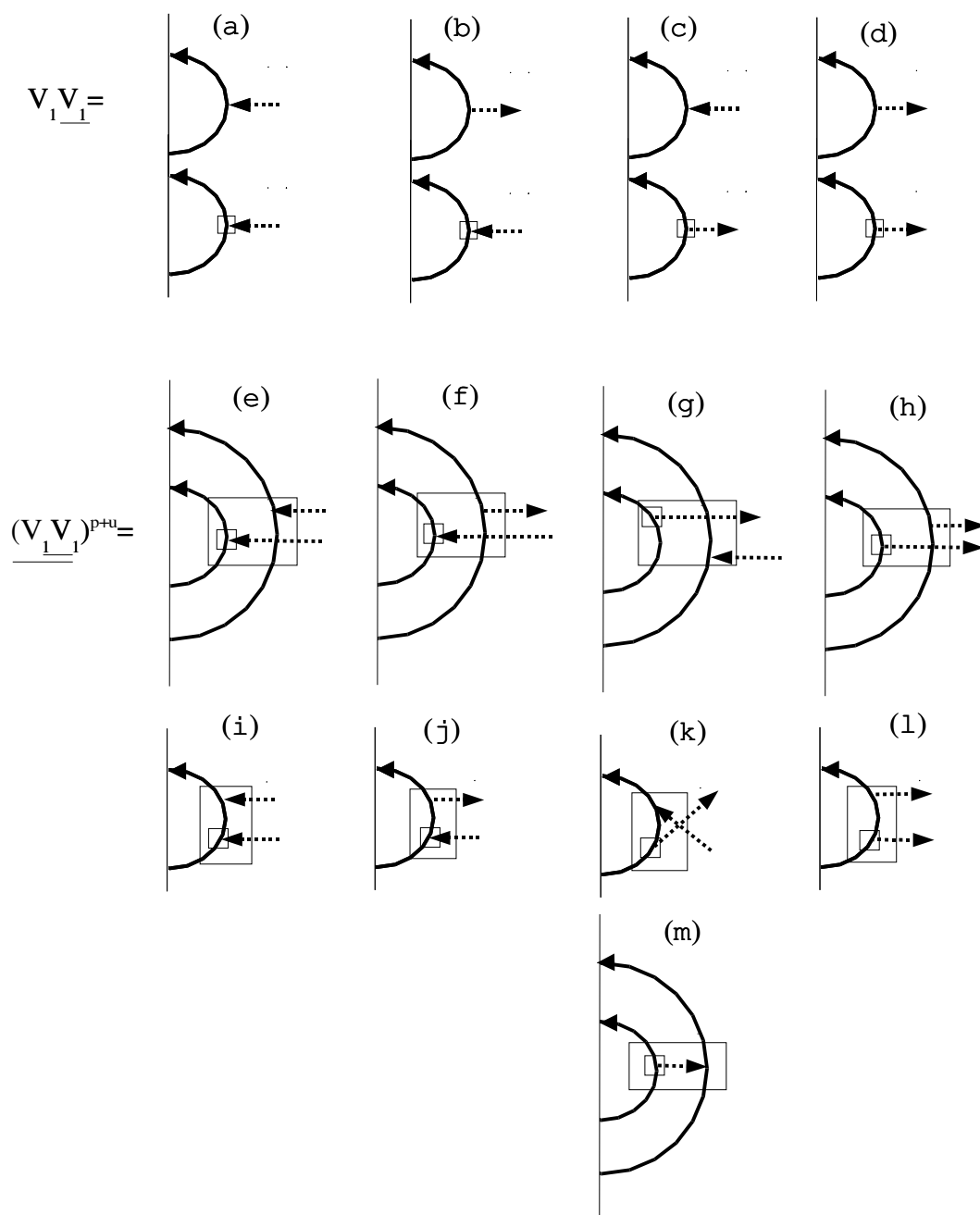
$$- \underbrace{(\underline{V_1}(V_1V_1)^{ren}\underline{V_1})^{ph}}$$

is shown in Fig. 8.4.

By adding Fig. 8.3 and Fig. 8.4 together we can make some simplifications. First, consider terms (a) and (b) in Fig. 8.3 and the term (e) in Fig. 8.4. These three diagrams have the same topology. The only difference is in

---

<sup>27</sup>The terms (d), (e), and (f) on the diagram 8.2 are the same as terms (h), (l), and (m), respectively, on the diagram 8.1.

Figure 8.1: Calculation of  $\underline{(V_1(t)V_1(t))^{p+u}}$ .

energy denominators. Let us denote the energy functions of the four vertices in the diagram 8.4(e) by  $A$ ,  $-A$ ,  $C$ , and  $-C$ . Then the sum of the three diagrams is proportional to

$$\begin{aligned} & -\frac{1}{AC(A+C)} - \frac{1}{A^2(A+C)} + \frac{1}{A^2C} \\ &= \frac{-A - C + A + C}{A^2C(A+C)} \\ &= 0 \end{aligned}$$

Similarly, we can show that diagrams (c) and (d) in Fig. 8.3 and the diagram (d) in Fig. 8.4 cancel each other. Next consider two diagrams (e) and (f) in Fig. 8.3 which also have the same topology. The sum of these diagrams is proportional to

$$\frac{1}{A(A+B)D} + \frac{1}{B(A+B)D} = \frac{1}{ABD}$$

i.e., is equal to the diagram 8.5(b). Similarly, the sum of diagrams 8.3(g) and 8.3(h) is equal to the diagram 8.5(a). We can also simplify the sum of diagrams 8.3(m) and 8.3(n). Using notation for energy functions shown in Fig. 8.3(m) we obtain that this sum is proportional to

$$\frac{1}{A(A+B)D} + \frac{1}{B(A+B)D} = \frac{1}{ABD}$$

i.e., is equal to the diagram 8.5(g).

Finally,  $\sigma_4(t)$  is represented by seven diagrams shown in Fig. 8.5. Let us first discuss the contribution of diagrams 8.5(a) - 8.5(b) to the coefficient function  $D$  for the electron-electron scattering on the energy shell. Using diagram rules from subsection 7.3.3, we obtain

$$D_4^{(a+b)}(\mathbf{p}, \mathbf{q}, \mathbf{k}) = -\frac{ie^4c^2}{(2\pi)^5\hbar^2(\omega_{\mathbf{p}-\mathbf{k}} - \omega_{\mathbf{p}} + ck)k} \int \frac{d\mathbf{h}}{h} \left( \frac{1}{BC} + \frac{1}{EF} \right) \quad (8.62)$$

where  $B = \omega_{\mathbf{p}-\mathbf{h}} - \omega_{\mathbf{p}} + ch$ ,  $C = \omega_{\mathbf{p}-\mathbf{k}} - \omega_{\mathbf{p}-\mathbf{h}-\mathbf{k}} - ch$ ,  $E = \omega_{\mathbf{q}-\mathbf{h}} - \omega_{\mathbf{q}} + ch$ , and  $F = \omega_{\mathbf{q}+\mathbf{k}} - \omega_{\mathbf{q}+\mathbf{k}-\mathbf{h}} - ch$ . This contribution is infinite, because at

$$(\underline{V}_1 V_1)^{p+u} (\underline{V}_1 \underline{V}_1)^{p+u} =$$

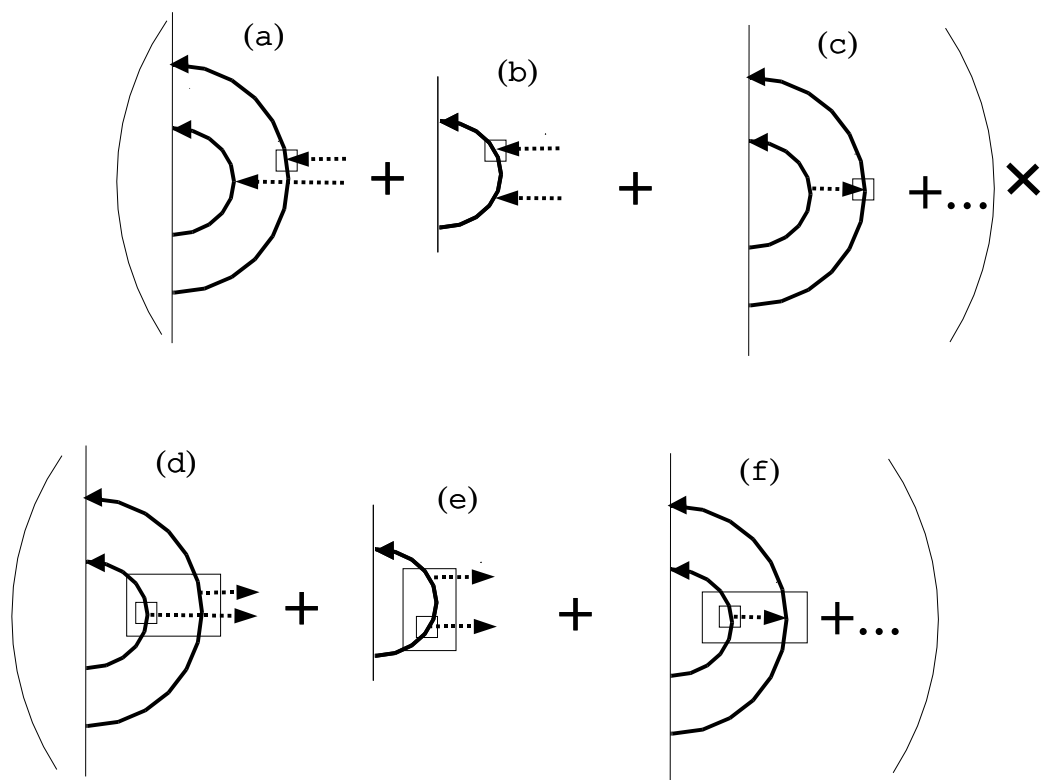


Figure 8.2: Calculation of  $(\underline{V}_1 V_1)^{p+u} (\underline{V}_1 \underline{V}_1)^{p+u}$ .

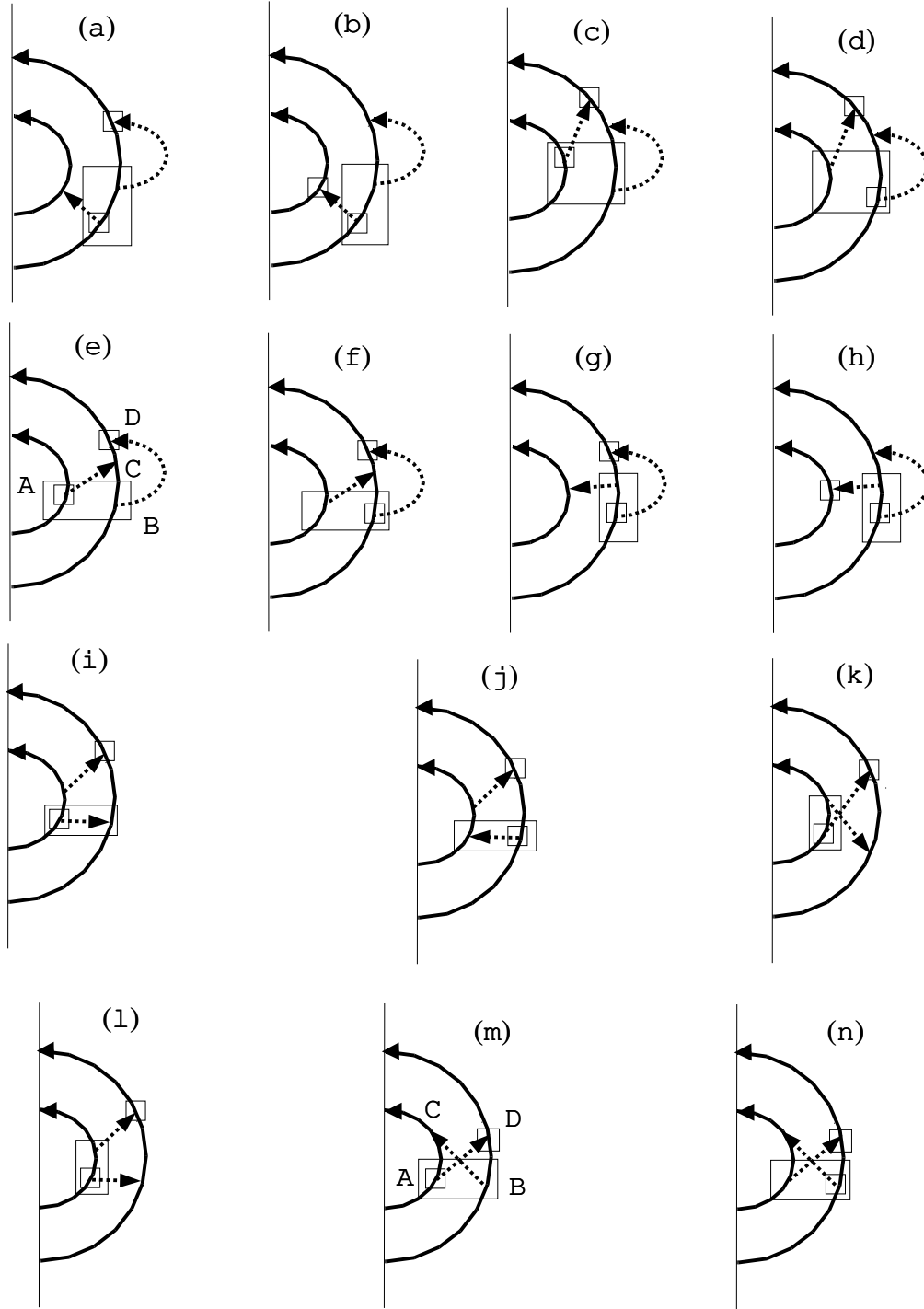
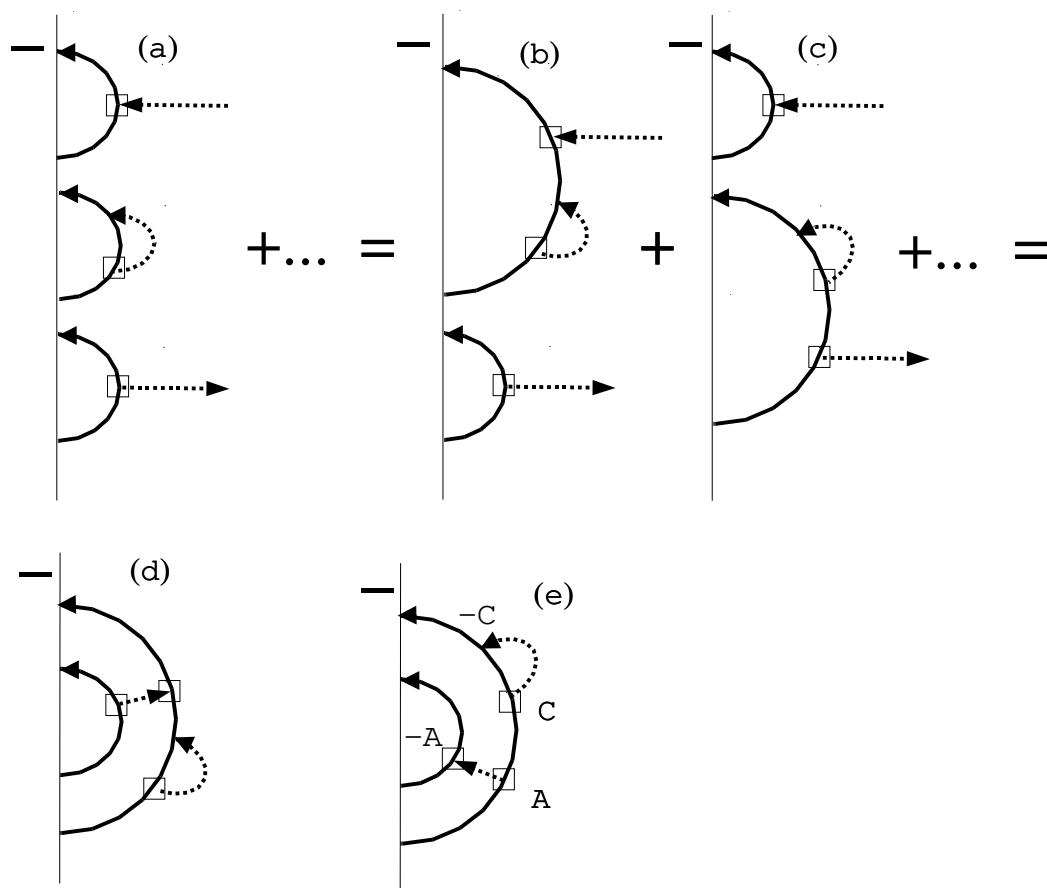


Figure 8.3: Terms in  $(\underline{V}_1 V_1)^{p+u} (\underline{V}_1 \underline{V}_1)^{p+u}$  having structure  $a^\dagger a^\dagger a a$ .

Figure 8.4: Calculation of  $-\underline{V}_1(V_1\underline{V}_1)^{ren}\underline{V}_1$ .



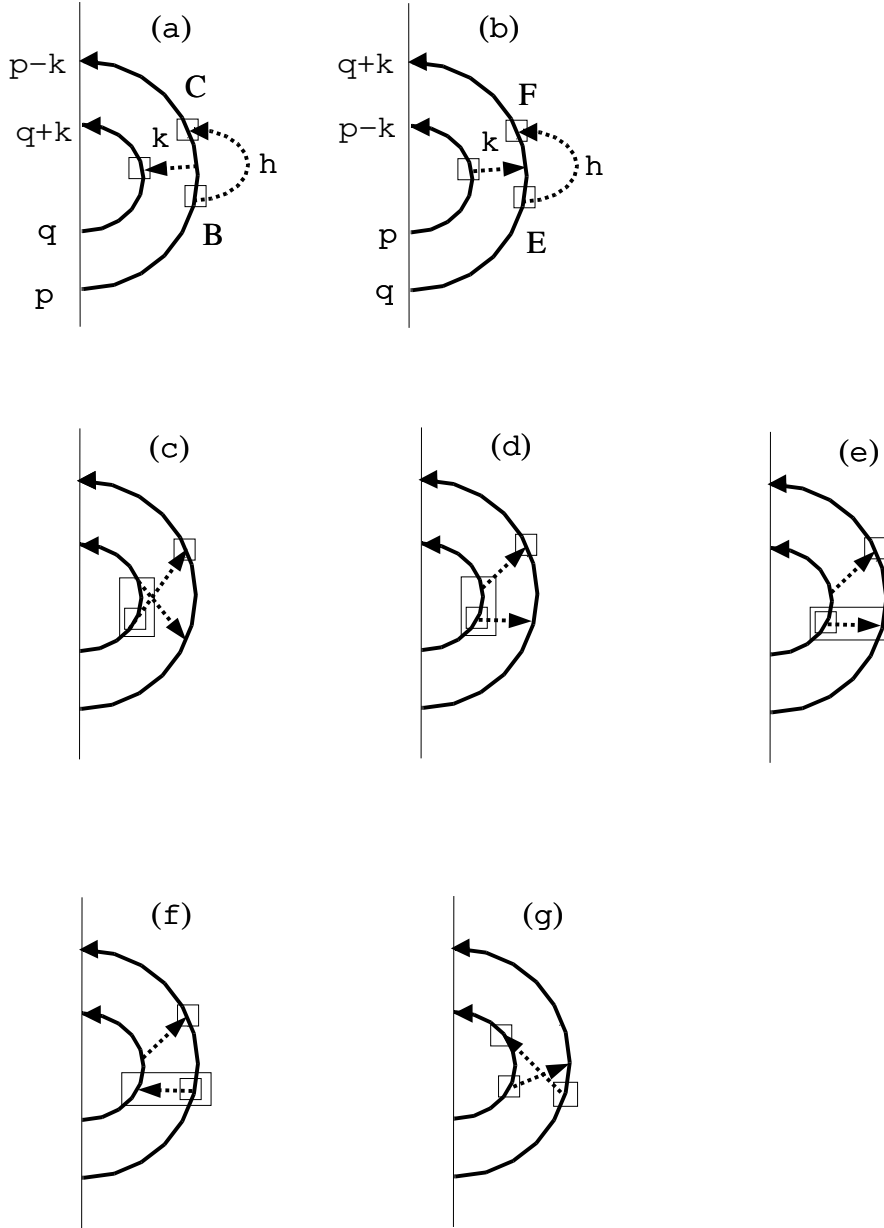


Figure 8.5: The part of the operator  $\sigma_4^c(t)$  having operator structure  $a^\dagger a^\dagger a a$  on the energy shell.

large values of  $\mathbf{h}$  the integrand behaves as  $h^{-3}$ .<sup>28</sup> Thus we conclude that the mass renormalization procedure described in section 8.3.2 has not removed all divergences. To solve this problem we need to perform a second renormalization step known as the *charge renormalization* procedure. This step is explained in the next subsection.

### 8.3.5 Charge renormalization

First note that the divergence of terms  $D_4^{(a+b)}$  is not the only problem. As discussed above, we could make  $D_4^{(a+b)}$  finite by introducing regularization (e.g., momentum cutoff in the integral on  $\mathbf{h}$ ). However, even after regularization this term would have a singularity  $k^{-2}$  at  $k \rightarrow 0$ . Such a singularity is responsible for low-energy electron-electron scattering controlled at large distances by a long-range Coulomb potential.<sup>29</sup> From classical physics and experiment we also know that electron-electron interactions at large distances and low energies depend on  $e^2$  (in our language they are of the second perturbation order) and they are accurately described by the 2nd order term (7.91). We should require the low energy limit of our theory to be consistent with this behavior. The 4th order term (8.62) adds undesired long-distance low-energy scattering of charged particles that depends on  $e^4$ . The presence of this terms means that the electron charge in the interacting theory is different from the charge  $e$  that was assumed before the introduction of interaction. To make the situation even worse, this “charge correction” is infinite. So, we will postulate that in orders higher than 2nd, coefficient functions with  $k = 0$  singularities like (8.62) should not be present at all, whether they are infinite or finite.

**Postulate 8.3 (charge renormalization condition)** : *Scattering of charged particles at large distances and low energies is described exactly by the 2nd order term  $S_2$  in the  $S$ -operator. All higher order contributions to the low-energy scattering should vanish.*

According to this Postulate, the 4th order contribution to scattering should be non-singular at  $k \rightarrow 0$ . Therefore, contributions like (8.62) should be eliminated. This elimination can be achieved by proper selection of counterterms in the Hamiltonian. The mass renormalization condition (Statement 8.1) did

---

<sup>28</sup>see footnote on page 286

<sup>29</sup>see subsection 7.3.4

not define all counterterms in an unambiguous way. So far we have determined only counterterms  $R_2$ ,  $R_4$ , and the renorm part of  $U_3$  in eq. (8.58). We still have a freedom of choosing the unphys part of  $U_3$ . If we choose an (infinite) unphys counterterm  $U_3$  as shown in Fig. 8.6(a) and 8.6(b), then expression

$$U_3(t)\underline{V_1(t)} + V_1(t)\underline{U_3(t)} \quad (8.63)$$

in (8.56) (see Fig. 8.6(e) and 8.6(f)) exactly cancels unwanted infinite diagrams 8.5(a) and 8.5(b) on the energy shell.

So, in our model theory the mass renormalization condition (Statement 8.1) unambiguously determines the form of (infinite) renorm counterterms  $R_2$ ,  $R_4$ ,... On the other hand, the charge renormalization condition (Postulate 8.3) is responsible for unphys counterterms  $U_3$ ,  $U_5$ ,...

Surviving diagrams 8.5(c) - 8.5(g) are the fourth-order *radiative corrections* to the electron-electron scattering. On the energy shell these corrections are

$$D_4^{(c-g)}(\mathbf{p}, \mathbf{q}, \mathbf{k}) = -\frac{ie^4 c^2}{(2\pi)^5 \hbar^2} \int \frac{d\mathbf{h}}{\hbar|\mathbf{h} + \mathbf{k}|} \frac{1}{A} \left( \frac{1}{BC} + \frac{1}{DC} + \frac{1}{EF} + \frac{1}{DG} + \frac{1}{EG} \right) \quad (8.64)$$

where relevant energy functions are denoted by

$$\begin{aligned} A &= \omega_{\mathbf{q}-\mathbf{h}} - \omega_{\mathbf{q}} + c\hbar \\ B &= \omega_{\mathbf{p}-\mathbf{k}-\mathbf{h}} - \omega_{\mathbf{p}} + c|\mathbf{h} + \mathbf{k}| \\ C &= \omega_{\mathbf{q}-\mathbf{h}} + \omega_{\mathbf{p}-\mathbf{k}} + c|\mathbf{h} + \mathbf{k}| - \omega_{\mathbf{q}} - \omega_{\mathbf{p}} \\ D &= \omega_{\mathbf{p}+\mathbf{h}} + \omega_{\mathbf{q}-\mathbf{k}} - \omega_{\mathbf{q}} - \omega_{\mathbf{p}} \\ E &= \omega_{\mathbf{q}+\mathbf{k}} - \omega_{\mathbf{q}} + |\mathbf{h} + \mathbf{k}| + c\hbar \\ F &= \omega_{\mathbf{q}+\mathbf{k}} + \omega_{\mathbf{p}-\mathbf{h}-\mathbf{k}} + c\hbar - \omega_{\mathbf{q}} - \omega_{\mathbf{p}} \\ G &= \omega_{\mathbf{q}+\mathbf{k}} + \omega_{\mathbf{p}+\mathbf{h}} + c|\mathbf{h} + \mathbf{k}| - \omega_{\mathbf{q}} - \omega_{\mathbf{p}} \end{aligned}$$

The integrand in (8.64) is proportional to  $\hbar^{-5}$  and the integral is convergent at large values of the loop momentum  $\mathbf{h}$ . Therefore the 4th order radiative correction to the scattering operator  $\Sigma_4^c(a^\dagger a^\dagger a a)(t)$  is finite on the energy

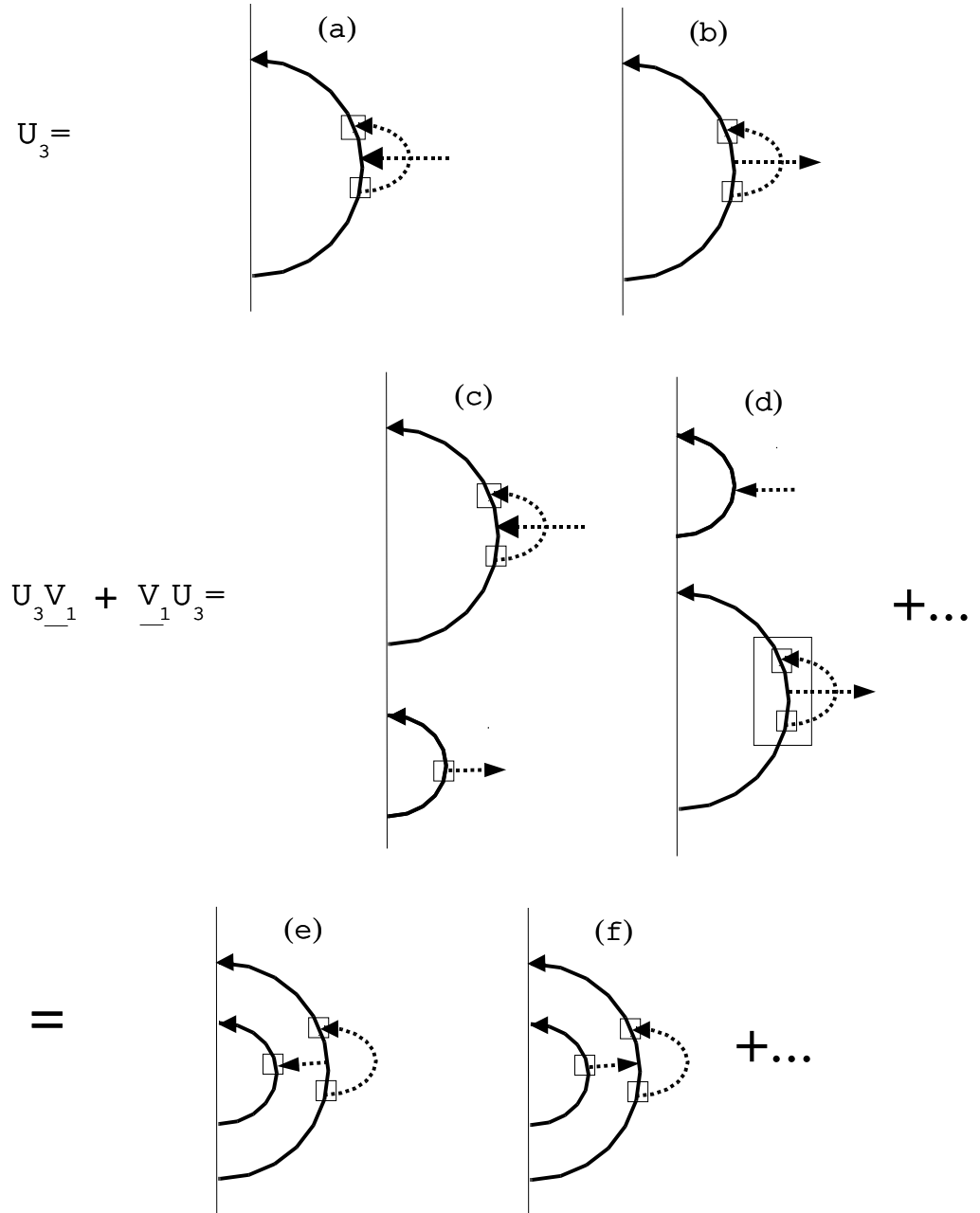


Figure 8.6: (a) - (b): charge renormalization counterterms  $U_3(t)$ ; (c) - (f): calculation of  $a^\dagger a^\dagger a a$  terms in  $U_3(t) \underline{V}_1(t) + \underline{V}_1(t) \underline{U}_3(t)$  on the energy shell.

shell. So, in the renormalized theory the Hamiltonian (8.46) is formally *divergent*<sup>30</sup> the electron-electron scattering is represented by a *finite*  $S$ -operator which up to the 4th order is described by the coefficient function

$$D = D_2 + D_4 + \dots \quad (8.65)$$

where  $D_2$  is given by eq. (7.92) and  $D_4$  is given by eq. (8.64).

### 8.3.6 Renormalization in QED

The renormalization steps outlined in subsections 8.3.2 - 8.3.5 for the toy model can be repeated, though with greater computational efforts, for various scattering processes in QED. These steps are sufficient for elimination of renorm terms and cancelation of ultraviolet divergences in the  $S$ -operator in all perturbation orders. The renormalization theory in QED was developed by Tomonaga, Schwinger, and Feynman in the late 1940's and had enormous success. Just few low orders in the perturbation expansion of the  $S$ -operator with the Hamiltonian  $H^c$  are sufficient to obtain scattering cross sections, the electron's magnetic moment, and energies of bound states (e.g., Lamb shifts in atoms) in remarkable agreement with experiment.

Similar renormalization steps should be also repeated for interacting boost operators. However, here we have a problem. How we can be sure that addition of renormalization counterterms to  $H$  and  $\mathbf{K}$  does not destroy the important property of Poincaré invariance? Although, we do not have a prescription for renormalization of boost operators, there is an argument that strongly suggests that what we have done is, in fact, Poincaré invariant.<sup>31</sup> To explain this argument, let us look at the renormalization program from a different (more traditional) perspective.

The QED Hamiltonian given by eqs. (7.28) and (8.15) - (8.18) depends on three parameters: the electron mass  $m$ , the proton mass  $M$ , and the electron charge  $e$ :

---

<sup>30</sup>The counterterms  $R_2, U_3, R_4, \dots$  are represented by divergent integrals.

<sup>31</sup>Another way of proving the Poincaré invariance of the renormalized theory is to perform regularization by introducing Lorentz-invariant cutoff factors in coefficient functions of interactions [84]. Then, the regularized theory becomes non-local, but still satisfies the Poincaré commutation relations. In this case, introduction of counterterms preserves the Poincaré invariance, even with a finite cutoff. The renormalized theory in the limit of infinite cutoff remains Poincaré invariant as well.

$$H(m, M, e) = H_0(m, M) + V_1(m, M, e) + V_2(m, M, e) \quad (8.66)$$

A remarkable property of QED is that addition of renormalization counterterms is equivalent to simply modifying the values of parameters  $m$ ,  $M$ , and  $e$ .<sup>32</sup> In other words, after adding unphys  $U$ , renorm  $R$ , and phys  $P$  counterterms in all orders of the perturbation theory, the QED Hamiltonian  $H^c$  acquires the same functional form as the original Hamiltonian  $H$  in (8.66) but with renormalized (infinite) masses  $\tilde{m}$ ,  $\tilde{M}$  and renormalized (infinite) charge  $\tilde{e}$ <sup>33</sup>

$$\begin{aligned} H^c &= H(m, M, e) + U + R + P \\ &= H(\tilde{m}, \tilde{M}, \tilde{e}) \end{aligned} \quad (8.67)$$

Then the Poincaré invariance of the renormalized QED becomes obvious: Since renormalization amounts simply to modifying parameters in the Hamiltonian (and corresponding parameters in boost operators), it cannot change Poincaré algebra commutators in any way.

The physical interpretation of renormalization will be discussed in more detail in section 9.1.

---

<sup>32</sup>This equivalence within a non-covariant approach similar to our toy model was discussed in refs. [85, 86, 87].

<sup>33</sup>This also means that renormalization counterterms  $U$ ,  $R$ , and  $P$  have the same operator structure as terms  $H_0$ ,  $V_1$ , and  $V_2$  in the original Hamiltonian (8.66). This property is characteristic for so-called *renormalizable* theories.

**Part II**

**A RELATIVISTIC  
QUANTUM THEORY OF  
PARTICLES**





In the first part of this book we presented a fairly traditional view on relativistic quantum field theory. This well-established approach had great successes in many important areas of high energy physics, in particular, in the description of scattering events. However, it also has a few troubling spots. First is the problem of ultraviolet divergences. The idea of self-interacting bare particles with infinite masses and charges seems completely unphysical. Moreover, QFT is not suitable for the description of time evolution of particle observables and their wave functions. In this second part of the book, we suggest that these problems can be solved by abandoning the idea of quantum fields as basic ingredients of nature and returning to the old (going back to Newton) concept of particles interacting via direct forces. This reformulation of QFT is achieved by applying the “dressed particle” approach first proposed by Greenberg and Schweber [10].

The existence of instantaneous action-at-a-distance forces implies the real possibility of sending superluminal signals. Then we find ourselves in contradiction with special relativity, where faster-than-light signaling is strictly forbidden (see Appendix J.2). This paradox forces us to take a second look on the derivation of basic results of special relativity, such as Lorentz transformations for space and time coordinates of events. We find that previous approaches missed one important ingredient. Specifically, they ignored the fact that in interacting systems generators of boost transformations are interaction-dependent. The full recognition of this fact allows us to reconcile faster-than-light interactions with the principle of causality in all reference frames and to build a consistent relativistic theory of interacting quantum particles in this second part of the book.



## Chapter 9

# THE DRESSED PARTICLE APPROACH

*The first principle is that you must not fool yourself - and you are the easiest person to fool.*

Richard Feynman

In this chapter we will continue our discussion of quantum electrodynamics - the theory of interacting charged particles (electrons, protons, etc.) and photons. Great successes of this theory are well known. In section 9.1 we are going to focus on its weak points. The most obvious problem of QED is related to extremely weird properties of its fundamental ingredients - bare particles. The masses and charges of bare electrons and protons are infinite and the Hamiltonian  $H^c$  of QED is formally infinite<sup>1</sup> as well. It is even more significant that the “bare particle” Hamiltonian of QED is completely unsuitable for calculations of time evolution.

We are going to demonstrate that the formalism of QED can be significantly improved by removing ultraviolet-divergent terms from the Hamiltonian and abandoning the ideas of non-observable virtual and bare particles. In particular, in section 9.2 we will find a finite “dressed” or “physical” particle Hamiltonian  $H^d$  which, in addition to accurate scattering operators (as in the traditional QED), also provides a good description of the time evolution

---

<sup>1</sup>when the cutoff momentum is sent to infinity, as it should; see subsection 8.3.6

and bound states. We will call this approach the *relativistic quantum dynamics* (RQD) because, unlike traditional quantum field theory concerned with calculations of time-independent  $S$ -matrix, RQD emphasizes the dynamical, i.e., time-dependent nature of interacting processes.

In section 9.3 we will briefly discuss applications of RQD to the simplest quantum mechanical problem - the structure of the hydrogen atom. We will derive the interaction between dressed electrons and protons in the lowest 2nd perturbation order and demonstrate how well-known fine and hyperfine atomic level structures can be calculated. We will also discuss an extension of this approach to higher perturbation orders. Section 9.4 is devoted to more philosophical discussion of the role of quantum fields in modern physical theories and their interpretation.

## 9.1 Troubles with renormalized QED

### 9.1.1 Renormalization in QED revisited

Let us now take a closer look at the renormalized QED and recall the logic which led us from the original interaction Hamiltonian  $V$  in (M.5) and (M.8) to the interaction with counterterms  $V^c$  (see eq. (8.67)).

One distinctive feature of the interaction  $V$  is that it contains unphys and renorm terms. In order to obtain the scattering operator  $F$  one needs to calculate multiple commutators of  $V$  (6.102). It is clear from Table 7.2 that these commutators will give rise to renorm terms<sup>2</sup> in each perturbation order of  $F$ . However, according to eq. (8.41) and Statement 8.1 (the mass renormalization condition), there should be no renorm terms in the operator  $F$  of any sensible theory. This requirement can be satisfied only if there is a certain balance of unphys and renorm terms in  $V$ , so that all renorm terms in  $F$  cancel out. However, for most QFT interactions  $V$  there is no such balance.<sup>3</sup> So, we have a contradiction.

The traditional renormalization approach<sup>4</sup> suggests the following resolution of this paradox: change the interaction operator from  $V$  to  $V^c$  by adding (infinite) counterterms. If these counterterms are properly chosen, then one can achieve cancelation of all renorm terms in  $F^c$  (Statement 8.1 - no scat-

---

<sup>2</sup>in commutators  $[U, U]$  and  $[R, R]$

<sup>3</sup>This includes interactions in our toy model (7.80) and in QED (M.5) and (M.8).

<sup>4</sup>see section 8.3

tering in the vacuum and 1-particle states) and ensure accurate scattering properties of charged particles in the low energy regime (Postulate 8.3). Introduction of these renormalization counterterms is effectively equivalent to making the masses and charges of free particles infinite.<sup>5</sup> Somewhat miraculously, the  $S$ -matrix with thus modified Hamiltonian  $H^c = H_0 + V^c$  agrees with experiment at all energies and for all scattering processes.

The traditional interpretation of the renormalization approach is that infinities in the Hamiltonian  $H^c$  (8.67) have a real physical meaning. The common view is that *bare* electrons and protons *really* have infinite masses  $\tilde{m}$  and  $\tilde{M}$ , and infinite charges  $\pm\tilde{e}$ .<sup>6</sup> The fact that such particles were never observed in nature is usually explained as follows: Bare particles are not eigenstates of the total Hamiltonian  $H^c$ . The electrons and protons observed in experiments are complex linear combinations of multiparticle bare states. These linear combinations do have correct (finite) measurable masses  $m$  and  $M$  and charges  $\pm e$ . This situation is often described as bare particles being surrounded by “clouds” of *virtual particles*, thus forming *physical* or *dressed particles*. The virtual cloud modifies the mass of the bare particle by an infinite amount, so that the resulting mass is exactly the one measured in experiments. The cloud also “shields” the (infinite) charge of the bare particle, so that the effective charge becomes  $\pm e$ .

Even if we accept this weird description of physical reality, it is clear that the renormalization program did not solve the problem of ultraviolet divergences in quantum field theory. The divergences were removed from the  $S$ -operator, but they reappeared in the Hamiltonian  $H^c$  in the form of infinite counterterms, and this approach just shifted the problem of infinities from one place to another. Inconsistencies of the renormalization approach concerned many prominent scientists, such as Dirac and Landau. For example, Rohrlich wrote

---

<sup>5</sup>see subsection 8.3.6

<sup>6</sup>It is also common to hypothesize that these bare parameters may be actually very large rather than infinite. The idea is that “granularity” of space-time or other yet unknown Planck-scale effect sets a natural momentum limit, which does not allow to send the momentum cutoff to infinity. This “effective field theory” approach assumes that QED is just a low energy approximation to some unknown divergence-free truly fundamental theory operating at the Planck scale. Speculations of this kind are not needed for the dressed particle approach developed in the next section. In the dressed particle theory, the Hamiltonian and the  $S$ -operator remain finite, even if the cutoff momentum is set to infinity.

*Thus, present quantum electrodynamics is one of the strangest achievements of the human mind. No theory has been confirmed by experiment to higher precision; and no theory has been plagued by greater mathematical difficulties which have withstood repeated attempts at their elimination. There can be no doubt that the present agreement with experiments is not fortuitous. Nevertheless, the renormalization procedure can only be regarded as a temporary crutch which holds up the present framework. It should be noted that, even if the renormalization constants were not infinite, the theory would still be unsatisfactory, as long as the unphysical concept of “bare particle” plays a dominant role.* F. Rohrlich [88]

### 9.1.2 Time evolution in QED

In addition to peculiar infinite masses and charges of bare particles, traditional QED predicts rather complex dynamics of the vacuum and one-particle states. Let us forget for a moment that interaction terms in  $H^c$  are infinite, and apply the time evolution operator  $\exp(-\frac{i}{\hbar}H^c t)$  to the vacuum (no-particle) state. Expressing  $V^c$  in terms of creation and annihilation operators of particles (M.5) and (M.8) and omitting numerical factors we obtain<sup>7</sup>

$$\begin{aligned}
 |0(t)\rangle &= e^{-\frac{i}{\hbar}H^c t}|0\rangle \\
 &= (1 - \frac{it}{\hbar}(H_0 + V^c) + \dots)|0\rangle \\
 &= |0\rangle + ta^\dagger b^\dagger c^\dagger|0\rangle + td^\dagger f^\dagger c^\dagger|0\rangle + \dots \\
 &= |0\rangle + t|abc\rangle + t|dfc\rangle + \dots
 \end{aligned} \tag{9.1}$$

We see that various multiparticle states ( $|abc\rangle$ ,  $|dfc\rangle$ , etc.) are created from the vacuum during time evolution. So, the vacuum is full of appearing and disappearing virtual particles. The physical vacuum in QED is not just an empty state without particles. It is more like a boiling “soup” of particles, antiparticles, and photons.

---

<sup>7</sup>Here we are concerned only with the presence of  $a^\dagger b^\dagger c^\dagger$  and  $d^\dagger f^\dagger c^\dagger$  interaction terms in (M.5). All other terms are omitted. We also omit factors  $i$ ,  $\hbar$ , and coefficient functions which are not so relevant in this context.

Similar disturbing problems become evident if we consider the time evolution of one-electron states. One bare electron  $a^\dagger|0\rangle$  is not an eigenstate of the full Hamiltonian  $H^c$ . Therefore, the initial state of one electron quickly transforms into a multi-particle state: bare electron + photons + electron-positron pairs + proton-antiproton pairs + ...

$$\begin{aligned}
 |a(t)\rangle &= e^{-\frac{i}{\hbar}H^c t}|a\rangle \\
 &= \left(1 - \frac{it}{\hbar}(H_0 + V^c) + \dots\right)|a\rangle \\
 &= |a\rangle + ta^\dagger b^\dagger c^\dagger a^\dagger|0\rangle + td^\dagger f^\dagger c^\dagger a^\dagger|0\rangle + \dots \\
 &= |a\rangle + t|aabc\rangle + t|adfc\rangle + \dots
 \end{aligned} \tag{9.2}$$

Such a behavior of zero- and one-particle states has not been seen in experiments. Obviously, if a theory cannot get right the time evolutions of simplest zero-particle and one-particle states, there is no hope of predicting the time evolution in more complex multiparticle states.

The reason for these unphysical time evolutions is the presence of unphys (e.g.,  $a^\dagger b^\dagger c^\dagger + d^\dagger f^\dagger c^\dagger$ ) and renorm ( $a^\dagger a + b^\dagger b + d^\dagger d + f^\dagger f$ ) terms in the interaction  $V^c$  of the renormalized QED. This problem is separate from the fact that coefficient functions of these terms are infinite. How is it possible that such an unrealistic Hamiltonian leads to exceptionally accurate experimental predictions?

The important point is that unphys and renorm interaction terms in  $H^c$  are absolutely harmless when the time evolution in the infinite time range (from  $-\infty$  to  $\infty$ ) is considered. As we saw in eq. (6.92), such time evolution is represented exactly by the product of the non-interacting time evolution operator and the  $S$ -operator

$$U^c(\infty \leftarrow -\infty) = U_0(\infty \leftarrow -\infty)S^c$$

The factor  $U_0$  in this product leaves invariant no-particle and one-particle states. The factor  $S^c$  has the same properties due to the cancelation of unphys and renorm terms in  $F^c$  as discussed in the preceding subsection. So, in spite of ill-defined operators  $H^c$  and  $\exp(-\frac{i}{\hbar}H^c t)$ , QED is perfectly capable of describing scattering.

Luckily for QED, current experiments with elementary particles are not designed to measure time-dependent dynamics in the interaction region. Interaction processes occur almost instantaneously in particle collisions. High

energy particle physics experiments are, basically, limited to measurements of scattering cross-sections and energies of bound states, i.e., properties encoded in the  $S$ -matrix. In this situation, the inability of the theory to describe time evolution can be tolerated. But there is no doubt that time-dependent processes in high energy physics will be eventually accessible to more advanced experimental techniques.<sup>8</sup> Clearly, without accurate description of time evolution, we cannot claim a success in developing a comprehensive theory of subatomic phenomena.

### 9.1.3 Unphys and renorm operators in QED

In the preceding subsection we saw that the presence of unphys and renorm interaction operators in  $V^c$  is responsible for unphysical time evolution. It is not difficult to see that the presence of such terms is inevitable in any local quantum field theory where interaction Hamiltonian is constructed as a polynomial of quantum fields [90]. We saw in (K.1) and (L.1) that quantum fields of both massive and massless particles always have the form of a sum (creation operator + annihilation operator)

$$\psi \propto \alpha^\dagger + \alpha$$

Therefore, if we construct interaction as a product (or polynomial) of fields, we would necessarily have unphys and renorm terms there. For example, converting to the normal order a product of four fields

$$\begin{aligned} V &\propto \psi^4 \\ &= (\alpha^\dagger + \alpha)(\alpha^\dagger + \alpha)(\alpha^\dagger + \alpha)(\alpha^\dagger + \alpha) \\ &= \alpha^\dagger \alpha^\dagger \alpha^\dagger \alpha^\dagger + \alpha^\dagger \alpha^\dagger \alpha^\dagger \alpha + \alpha^\dagger \alpha \alpha \alpha + \alpha \alpha \alpha \alpha + \alpha^\dagger \alpha^\dagger + \alpha \alpha \end{aligned} \quad (9.3)$$

$$+ \alpha^\dagger \alpha + C \quad (9.4)$$

$$+ \alpha^\dagger \alpha^\dagger \alpha \alpha \quad (9.5)$$

---

<sup>8</sup> Time dynamics of wave functions can be resolved in some experiments in atomic physics, e.g., with Rydberg states of atoms [89]. Moreover, time evolution is clearly observable in everyday life. So, a consistent theory of subatomic phenomena should be able to describe such phenomena in its low-energy limit. This is not true for the renormalized QED.



we obtain unphys terms (9.3) together with renorm terms (9.4) and one phys term (9.5). So, this operator cannot properly describe interacting time evolution.

This analysis suggests that any quantum field theory is destined to suffer from renormalization difficulties. Do we have any alternative? The prevalent opinion is that “no, there is no alternative to quantum field theory”

*The bottomline is that quantum mechanics plus Lorentz invariance plus cluster decomposition implies quantum field theory.* S. Weinberg [1]

If this statement was true, then we would find ourselves in a very troubling situation. Luckily, this statement is not true. It *is* possible to construct a satisfactory relativistic quantum theory where renormalization problems are absent. This possibility is discussed in the next section.

## 9.2 Dressing transformation

The position taken in this book is that the presence of infinite counterterms in the Hamiltonian of QED  $H^c$  is not acceptable and that the Tomonaga-Schwinger-Feynman renormalization program was just a first step in the process of elimination of infinities from quantum field theory. In this section we are going to propose how to make a second step in this direction: remove infinite contributions from the Hamiltonian  $H^c$  and solve the paradox of ultraviolet divergences in QED.

Our solution is based on the *dressed particle* approach which has a long history. Initial ideas about “persistent interactions” in QFT were expressed by van Hove [91, 92]. First clear formulation of the dressed particle concept and its application to model quantum field theories are contained in a brilliant paper by Greenberg and Schweber [10]. This formalism was further applied to various quantum field models including the scalar-field model [93], the Lee model [94, 95, 96, 97], and the Ruijgrok-Van Hove model [11, 98]. The way to construct the dressed particle Hamiltonian as a perturbation series in a general QFT theory was suggested by Faddeev [99] (see also [100, 101, 102]). Shirokov with coworkers [12, 13, 103, 104, 105] further developed these ideas and, in particular, demonstrated how the ultraviolet divergences can be removed from the Hamiltonian of QFT up to the 4th perturbation order (see also [106]).

### 9.2.1 Physical particles

The simplest way to avoid renormalization problems is to demand that interaction Hamiltonian  $V$  does not contain unphys and renorm terms. In this case, there are only phys terms in  $V$ ,<sup>9</sup> so that each term has at least two creation and at least two annihilation operators

$$V = \alpha^\dagger \alpha^\dagger \alpha \alpha + \alpha^\dagger \alpha^\dagger \alpha \alpha \alpha + \alpha^\dagger \alpha^\dagger \alpha^\dagger \alpha \alpha + \dots \quad (9.6)$$

According to Table 7.2 in subsection 7.2.5, commutators of phys terms can be only phys. Therefore, when the  $F$ -operator is calculated (6.102) only phys terms can appear there. So,  $F$  has a form similar to (9.6), and both  $V$  and  $F$  yield zero when acting on zero-particle and one-particle states

$$\begin{aligned} V|0\rangle &= V\alpha^\dagger|0\rangle = 0 \\ F|0\rangle &= F\alpha^\dagger|0\rangle = 0 \end{aligned}$$

Therefore, the mass renormalization condition<sup>10</sup> is automatically satisfied, i.e., the  $S$ -operator is equal to unity in the zero-particle and one-particle sectors of the Fock space.

$$\begin{aligned} S|0\rangle &= \exp(\underbrace{F(t)})|0\rangle \\ &= (1 + \underbrace{F^{ph}(t)} + \frac{1}{2!} \underbrace{F^{ph}(t)} \underbrace{F^{ph}(t)} + \dots)|0\rangle \\ &= |0\rangle \\ S\alpha^\dagger|0\rangle &= (1 + \underbrace{F^{ph}(t)} + \frac{1}{2!} \underbrace{F^{ph}(t)} \underbrace{F^{ph}(t)} + \dots)\alpha^\dagger|0\rangle \\ &= \alpha^\dagger|0\rangle \end{aligned}$$

Moreover, the time evolution of the vacuum and one-particle states is not different from the free time evolution

---

<sup>9</sup> Recall that decay and oscillation operators are not present in QED.

<sup>10</sup>eq. (8.41) and Statement 8.1

$$\begin{aligned}
|0(t)\rangle &= e^{-\frac{i}{\hbar}Ht}|0\rangle \\
&= (1 - \frac{it}{\hbar}(H_0 + V^{ph}) + \dots)|0\rangle \\
&= (1 - \frac{it}{\hbar}H_0 + \dots)|0\rangle \\
&= e^{-\frac{i}{\hbar}H_0t}|0\rangle \\
|\alpha(t)\rangle &= e^{-\frac{i}{\hbar}Ht}\alpha^\dagger|0\rangle \\
&= (1 - \frac{it}{\hbar}(H_0 + V^{ph}) + \dots)\alpha^\dagger|0\rangle \\
&= (1 - \frac{it}{\hbar}H_0 + \dots)\alpha^\dagger|0\rangle \\
&= e^{-\frac{i}{\hbar}H_0t}\alpha^\dagger|0\rangle
\end{aligned}$$

as it should be. Physically this means that in addition to forbidding scattering in zero-particle and one-particle states (Statement 8.1) we forbid any (self-)interaction in these states.

**Postulate 9.1 (stability of vacuum and one-particle states)** *There is no (self-)interaction in the vacuum and one-particle states, i.e., the time evolution of these states is not affected by interaction and is governed by the non-interacting Hamiltonian  $H_0$ . Mathematically, this means that the interaction Hamiltonian  $V$  is phys.*

Summarizing discussions from various parts of this book, we can put together a list of restrictions that should be satisfied by any realistic interaction

- (A) Poincaré invariance (Statement 3.2);
- (B) instant form of dynamics (Postulate 10.2);
- (C) cluster separability (Postulate 6.3);
- (D) no self-interactions (Postulate 9.1);
- (E) finiteness of coefficient functions of interaction potentials;

- (F) coefficient functions should rapidly tend to zero at large values of momenta <sup>11</sup>

As we saw in subsection 9.1.3, requirement (D) practically excludes all field-theoretical Hamiltonians. The question is whether there are non-trivial interactions that have all the properties (A) - (F)? And the answer is “yes”.

One set of examples of allowed interacting theories is provided by “direct interaction” models.<sup>12</sup> Two-particle models of this kind were first constructed by Bakamjian and Thomas [4]. Sokolov [6, 7], Coester and Polyzou [8] showed how this approach can be extended to cover multi-particle systems. There are recent attempts [107] to extend this formalism to include description of systems with variable number of particles. In spite of these achievements, the “direct interaction” approach is currently applicable only to model systems. One of the reasons is that conditions for satisfying the cluster separability are very cumbersome. This mathematical complexity is evident even in the simplest 3-particle case discussed in subsection 6.3.7.

In the “direct interaction” approach, interactions are expressed as functions of (relative) particle observables, e.g., relative distances and momenta. However, it appears more convenient to write interactions as polynomials in particle creation and annihilation operators (7.49). We saw in Statement 7.7 that in this case the cluster separability condition (C) is trivially satisfied if the coefficient functions have smooth dependence on particle momenta. The no-self-interaction condition (D) simply means that interaction is phys. The instant form condition (B) means that generators of space translations  $\mathbf{P} = \mathbf{P}_0$  and rotations  $\mathbf{J} = \mathbf{J}_0$  are interaction-free, and that interaction  $V$  commutes with  $\mathbf{P}_0$  and  $\mathbf{J}_0$ . The most difficult part is to ensure the relativistic invariance (condition (A)), i.e., commutation relations of the Poincaré group. One way to solve this problem is to fix the operator structure of interaction terms and then find the momentum dependence of coefficient functions by solving a set of differential equations resulting from Poincaré commutators (6.26) [72, 108, 109, 110, 111, 112, 113]. Kita demonstrated that there is an infinite number of solutions for these equations, i.e., an infinite number of interacting models which satisfy conditions (A) - (F). Apparently, there should be additional physical principles that would single out a unique theory

---

<sup>11</sup>According to Theorem 7.12, this guarantees convergence of all loop integrals involving vertices  $V$ , and, therefore, the finiteness of the  $S$ -operator calculated with interaction  $V$ .

<sup>12</sup>Some of them were discussed in section 6.3.

of interacting particles that agrees with experimental observations. Unfortunately, these additional principles are not known at this moment.

### 9.2.2 The main idea of the dressed particle approach

The Kita-Kazes approach [72, 108, 109, 110, 111, 112, 113] is difficult to apply to realistic particle interactions, so, currently, it cannot compete with QFT. It might be more promising to abandon the idea to build relativistic interactions from scratch and, instead, try to modify QFT to make it consistent with the requirements (D), (E), and (F). One argument in favor of such an approach is that the  $S$ -matrix of the usual renormalized QED agrees with experiment very well. So, we may add the following requirement to the above list:

- (G) the  $S$ -operator of our theory is exactly the same as the  $S$ -operator of the renormalized QED.

Let us denote the desired “phys” interaction operator by  $V^d$ . Then, condition (G) means that the Hamiltonian  $H^d = H^0 + V^d$  is scattering equivalent to the QED Hamiltonian  $H^c = H_0 + V^c$ . Recalling our discussion in section 6.5.3 we see that this can be achieved if  $H^d$  and  $H^c$  are related by a unitary transformation

$$\begin{aligned}
 H^d &= H_0 + V^d \\
 &= e^{i\Phi} H^c e^{-i\Phi} \\
 &= e^{i\Phi} (H_0 + V^c) e^{-i\Phi} \\
 &= (H_0 + V^c) + i[\Phi, (H_0 + V^c)] - \frac{1}{2!}[\Phi, [\Phi, (H_0 + V^c)]] + \dots
 \end{aligned} \tag{9.7}$$

$$\tag{9.8}$$

where Hermitian  $\Phi$  satisfies condition (6.105). The new Hamiltonian  $H^d$  will be called the *dressed particle* Hamiltonian, and transformation  $e^{i\Phi}$  will be called the *dressing transformation*.

### 9.2.3 The unitary dressing transformation

Now our goal is to find a unitary transformation  $e^{i\Phi}$  which ensures that the dressed particle Hamiltonian  $H^d$  satisfies all properties (A) - (G). In this study we will need the following useful results

**Theorem 9.2 (transformations preserving the  $S$ -operator)** *A unitary transformation of the Hamiltonian*

$$H' = e^{i\Phi} H e^{-i\Phi}$$

preserves the  $S$ -operator if the Hermitian operator  $\Phi$  has the form (7.48) - (7.49) where all terms  $\Phi_{NM}$  have smooth coefficient functions.

**Proof.** Let us write the left hand side of the scattering-equivalence condition (6.105) for each term  $\Phi_{NM}$  in  $\Phi$

$$\begin{aligned} & \lim_{t \rightarrow \pm\infty} e^{-\frac{i}{\hbar} H_0 t} \Phi_{NM} e^{\frac{i}{\hbar} H_0 t} \\ &= \lim_{t \rightarrow \pm\infty} \sum_{\{\eta, \eta'\}} \int d\mathbf{q}'_1 \dots d\mathbf{q}'_N d\mathbf{q}_1 \dots d\mathbf{q}_M D_{NM}(\mathbf{q}'_1 \eta'_1; \dots; \mathbf{q}'_N \eta'_N; \mathbf{q}_1 \eta_1; \dots; \mathbf{q}_M \eta_M) \times \\ & \quad \delta\left(\sum_{i=1}^N \mathbf{q}'_i - \sum_{j=1}^M \mathbf{q}_j\right) e^{-\frac{i}{\hbar} E_{NM} t} \alpha_{\mathbf{q}'_1, \eta'_1}^\dagger \dots \alpha_{\mathbf{q}'_N, \eta'_N}^\dagger \alpha_{\mathbf{q}_1, \eta_1} \dots \alpha_{\mathbf{q}_M, \eta_M} \end{aligned}$$

where  $E_{NM}$  is the energy function of this term. The limits  $t \rightarrow \pm\infty$  are zero by Riemann-Lebesgue lemma B.1, because the coefficient function  $D_{NM}$  is smooth, while factor  $e^{-\frac{i}{\hbar} E_{NM} t}$  oscillates rapidly in the momentum space. Therefore, according to (6.106), Hamiltonians  $H$  and  $H'$  are scattering-equivalent. ■

**Lemma 9.3** *Potential  $\underline{B}$ <sup>13</sup> is smooth if  $B$  is either unphys with arbitrary smooth coefficient function or phys with a smooth coefficient function which is identically zero on the energy shell.*

**Proof.** The only possible source of singularity in  $\underline{B}$  is the energy denominator  $E_B^{-1}$  (see eq. (7.62)) which is singular on the energy shell. However, for operators satisfying conditions of this Lemma, either the energy shell does not exist, or the coefficient function vanishes there. So, the product of the coefficient function with  $E_B^{-1}$  is smooth and finite on the energy shell. ■

---

<sup>13</sup>For definition of the underlined symbol see (6.97).

Next we introduce regularization, e.g., a cutoff at large integration momenta  $\Lambda$ <sup>14</sup> which ensures that all interactions  $V_i^c$  in the Hamiltonian of QED are finite,<sup>15</sup> and that all loop integrals involved in calculations of products and commutators of interactions  $V_i^c$  are convergent. In this section we are going to prove that in this regulated theory the operator  $\Phi$  can be chosen so that conditions (A) - (G) are satisfied in all orders. Of course, in order to get accurate results, in the end of calculations the momentum cutoff should be sent to infinity. Only those quantities may have physical meaning, which remain finite in this limit. The limit of removed regularization cutoff  $\Lambda \rightarrow \infty$  will be considered in subsection 9.2.7.

Multiplying (9.8) by  $e^{-\frac{i}{\hbar}H_0t}$  from the left and  $e^{\frac{i}{\hbar}H_0t}$  from the right we enforce the  $t$ -dependence (7.50) characteristic for regular operators.<sup>16</sup> We will assume that all relevant operators can be written as expansions in powers of the coupling constant, and all series converge

$$H^c = H_0 + V_1^c + V_2^c + \dots \quad (9.9)$$

$$H^d = H_0 + V_1^d + V_2^d + \dots \quad (9.10)$$

$$\Phi = \Phi_1 + \Phi_2 + \dots \quad (9.11)$$

Using these expansions and collecting together terms of equal order we obtain an infinite set of equations.

$$\begin{aligned} V_1^d(t) &= V_1^c(t) + i[\Phi_1(t), H_0] \\ V_2^d(t) &= V_2^c(t) + i[\Phi_2(t), H_0] + i[\Phi_1(t), V_1^c(t)] - \frac{1}{2!}[\Phi_1(t), [\Phi_1(t), H_0]] \\ V_3^d(t) &= V_3^c(t) + i[\Phi_3(t), H_0] + i[\Phi_2(t), V_1^c(t)] + i[\Phi_1(t), V_2^c(t)] \end{aligned}$$

---

<sup>14</sup>see subsection 8.3.1

<sup>15</sup>We will assume that final results do not depend on how exactly the cutoffs are introduced and lifted, so we will not perform the regularization explicitly. It will be sufficient to simply assume that all loop integrals and counterterms are made finite by the regularization. We can do that, because we are not going to evaluate these integrals explicitly. As discussed in subsections 7.3.1 and 7.4.3, we will also avoid singularities at  $k = 0$  and related infrared divergences by assigning a small mass to photons.

<sup>16</sup> The  $t$ -dependence is introduced here merely to assist in calculations. At the end of calculations we should set  $t = 0$  to obtain the Hamiltonian (9.10) in the final form which, of course, does not depend on time. So, parameter  $t$  has no relationship to the physical *time*. It would be less confusing if we chose another letter to denote this parameter. But we simply follow usual conventions here.

$$\begin{aligned}
& - \frac{1}{2!}[\Phi_2(t), [\Phi_1(t), H_0]] - \frac{1}{2!}[\Phi_1(t), [\Phi_2(t), H_0]] - \frac{1}{2!}[\Phi_1(t), [\Phi_1(t), V_1^c(t)]] \\
& - \frac{i}{3!}[\Phi_1(t), [\Phi_1(t), [\Phi_1(t), H_0]]] \\
& \dots
\end{aligned}$$

Using property (7.58) these equations can be transformed to

$$V_1^d(t) = V_1^c(t) + \hbar \frac{d\Phi_1(t)}{dt} \quad (9.12)$$

$$V_2^d(t) = V_2^c(t) + \hbar \frac{d\Phi_2(t)}{dt} + i[\Phi_1(t), V_1^c(t)] + \frac{i\hbar}{2!}[\Phi_1(t), \frac{d\Phi_1(t)}{dt}] \quad (9.13)$$

$$\begin{aligned}
V_3^d(t) &= V_3^c(t) + \hbar \frac{d\Phi_3(t)}{dt} + i[\Phi_2(t), V_1^c(t)] + i[\Phi_1(t), V_2^c(t)] \\
&+ \frac{i\hbar}{2!}[\Phi_2(t), \frac{d\Phi_1(t)}{dt}] + \frac{i\hbar}{2!}[\Phi_1(t), \frac{d\Phi_2(t)}{dt}] - \frac{1}{2!}[\Phi_1(t), [\Phi_1(t), V_1^c(t)]] \\
&- \frac{\hbar}{3!}[\Phi_1(t), [\Phi_1(t), \frac{d\Phi_1(t)}{dt}]] \\
&\dots
\end{aligned} \quad (9.14)$$

Now we need to solve these equations order-by-order. This means that we need to choose appropriate operators  $\Phi_i(t)$ , so that interaction terms  $V_i^d$  on left hand sides satisfy above conditions (B) - (G).<sup>17</sup> Let us start with the first perturbation order.

### 9.2.4 Dressing in the first perturbation order

In QED,  $V_1^c(t) = V_1(t)$  is unphys,<sup>18</sup> therefore in eq. (9.12) we can choose  $\Phi_1^{ph}(t) = \Phi_1^{ren} = 0$  and use eqs. (6.97) and (7.62) to write

$$\begin{aligned}
\Phi_1^{unp}(t) &= -\frac{1}{\hbar} \int_{-\infty}^t V_1(t') dt' \\
&\equiv \underline{iV_1(t)}
\end{aligned} \quad (9.15)$$

Then  $V_1^d(t) = 0$ , so that conditions (B) - (F) are trivially satisfied in this order. The coefficient function of  $V_1(t)$  is non-singular. By Lemma 9.3 this

<sup>17</sup>We will discuss condition (A) separately in subsection 9.2.8.

<sup>18</sup>see eq. (M.5)



implies that  $\Phi_1^{unp}(t)$  in eq. (9.15) is smooth. By Theorem 9.2, the presence of this term in the dressing transformation  $e^{i\Phi}$  does not affect the  $S$ -operator in agreement with our condition (G).

### 9.2.5 Dressing in the second perturbation order

Now we can substitute the operator  $\Phi_1(t)$  found above into eq. (9.13) and obtain expression for the 2nd order dressed potential

$$\begin{aligned} V_2^d(t) &= V_2^c(t) + \hbar \frac{d\Phi_2(t)}{dt} - \frac{1}{2!} [\underline{V_1^c(t)}, V_1^c(t)] + \frac{1}{2!} [\underline{V_1^c(t)}, V_1^c(t)] \\ &= V_2^c(t) + \hbar \frac{d\Phi_2(t)}{dt} - \frac{1}{2} [\underline{V_1^c(t)}, V_1^c(t)] \end{aligned} \quad (9.16)$$

It is convenient to write separately unphys, phys, and renorm parts of this equation and take into account that  $d\Phi_2^{ren}/dt = 0$

$$(V_2^d)^{unp}(t) = (V_2^c)^{unp}(t) + \hbar \frac{d\Phi_2^{unp}(t)}{dt} - \frac{1}{2} [\underline{V_1^c(t)}, V_1^c(t)]^{unp} \quad (9.17)$$

$$(V_2^d)^{ph}(t) = (V_2^c)^{ph}(t) + \hbar \frac{d\Phi_2^{ph}(t)}{dt} - \frac{1}{2} [\underline{V_1^c(t)}, V_1^c(t)]^{ph} \quad (9.18)$$

$$(V_2^d)^{ren} = (V_2^c)^{ren} - \frac{1}{2} [\underline{V_1^c(t)}, V_1^c(t)]^{ren} \quad (9.19)$$

From the condition (D) it follows that  $(V_2^d)^{unp}(t)$  must vanish, therefore we should choose in (9.17)

$$\Phi_2^{unp}(t) = \underline{i(V_2^c)^{unp}(t)} - \underline{\frac{i}{2} [\underline{V_1(t)}, V_1(t)]^{unp}} \quad (9.20)$$

Operators  $V_1(t)$  and  $(V_2^c)^{unp}$  are smooth. Therefore, by Lemma 9.3, the operator  $\underline{V_1(t)}$  is also smooth, and by Lemma 7.11 the commutator  $[\underline{V_1(t)}, V_1(t)]^{unp}$  is smooth as well. Using Lemma 9.3 again, we see that operator  $\Phi_2^{unp}(t)$  is smooth, and by Theorem 9.2 its presence in the transformation  $e^{i\Phi}$  does not affect the  $S$ -operator.

Let us now turn to eq. (9.18) for the phys part of the dressed particle interaction  $V_2^d$ . First, note that unlike  $\Phi_2^{unp}(t)$ , we cannot choose  $\Phi_2^{ph}(t)$  so as

to cancel completely the phys part of interaction. Such a cancelation would require us to define

$$\Phi_2^{ph}(t) = \underline{i(V_2^c)^{ph}(t)} - \frac{i}{2} \underline{[V_1^c(t), V_1^c(t)]^{ph}}$$

However, the right hand side has  $t$ -integrals of phys operators which have non-empty energy shells. Therefore, these integrals have singularities on the energy shell (see eq. (7.62)), but we are not allowed to use a transformation with singular operator  $\Phi$ , because this would change the  $S$ -operator and violate condition (G).

Note also that we cannot simply choose  $\Phi_2^{ph}(t) = 0$ , because in this case, the dressed particle interaction would acquire the form

$$(V_2^d)^{ph}(t) = (V_2^c)^{ph}(t) - \frac{1}{2} [V_1^c(t), V_1^c(t)]^{ph}$$

and there is absolutely no guarantee that the coefficient function of  $(V_2^d)^{ph}(t)$  rapidly tends to zero at large values of particle momenta (condition (F)).<sup>19</sup> In order to have this guarantee, we are going to choose  $\Phi_2^{ph}(t)$  such that  $\hbar \frac{d\Phi_2^{ph}(t)}{dt}$  cancels out two other terms on the right hand side of (9.18) when momenta are far from the energy shell. In addition, we will require that  $\Phi_2^{ph}(t)$  is non-singular. Both conditions can be satisfied by choosing<sup>20</sup>

$$\Phi_2^{ph}(t) = \underline{\{i(V_2^c)^{ph}(t) - \frac{i}{2} [V_1^c(t), V_1^c(t)]^{ph}\} \circ (1 - \zeta_2)} \quad (9.21)$$

where  $\zeta_2$  is a real function of particle momenta, such that

- (I)  $\zeta_2$  is equal to 1 on the energy shell;
- (II)  $\zeta_2$  depends on rotationally invariant combinations of momenta (to make sure that  $V_2^d$  commutes with  $\mathbf{P}_0$  and  $\mathbf{J}_0$ );

---

<sup>19</sup>This has the danger that loop integrals involving  $(V_2^d)^{ph}(t)$  would not converge thus implying a divergent  $S$ -operator.

<sup>20</sup>Notice that this part of our dressing transformation closely resembles the “similarity renormalization” procedure suggested by Głazek and Wilson [14, 15]. Recall also the definition of the symbol  $\circ$  from subsection 7.2.3

- (III)  $\zeta_2$  is smooth;
- (IV)  $\zeta_2$  rapidly tends to zero when the arguments move away from the energy shell.<sup>21</sup>

With the choice (9.21) we obtain

$$(V_2^d)^{ph}(t) = \{(V_2^c)^{ph}(t) - \frac{1}{2}[V_1^c(t), V_1^c(t)]^{ph}\} \circ \zeta_2 \quad (9.22)$$

so that  $(V_2^d)^{ph}(t)$  rapidly tends to zero when momenta of particles move away from the energy shell in agreement with condition (F).

Now we can set

$$\Phi_2^{ren} = 0 \quad (9.23)$$

and prove that condition (D) is satisfied automatically. We already proved  $(V_2^d)^{unp}(t) = 0$ , so we are left to demonstrate  $(V_2^d)^{ren} = 0$ . First note that with the above definitions (9.15), (9.20), (9.21), (9.23) the operator  $\Phi_1(t) + \Phi_2(t)$  is smooth. Therefore, according to Theorem 9.2, the  $S$ -operator obtained with the transformed interaction  $V_2^d(t)$  agrees with the  $S$ -operator  $S^c$  up to the second perturbation order (condition (G)). This would be impossible if  $V_2^d(t)$  contained a non-zero renorm term.<sup>22</sup> Therefore we must conclude that  $(V_2^d)^{ren} = 0$  and that two terms on the right hand side of (9.19) cancel each other.<sup>23</sup>

### 9.2.6 Dressing in an arbitrary order

For any perturbation order  $i$ , the selection of  $\Phi_i(t)$  and the proofs of (B) - (G) are similar to those described above for the 2nd order. The defining equation for  $V_i^d(t)$  can be written in a general form<sup>24</sup>

---

<sup>21</sup>For example, we can choose  $\zeta_2 = e^{-\alpha E^2}$  where  $\alpha$  is a positive constant and  $E$  is the energy function of the operator in curly brackets in (9.21).

<sup>22</sup>this would imply that operators  $F_2^d(t)$  and  $F_2^c(t)$  also have non-zero renorm terms in disagreement with eq. (8.41).

<sup>23</sup>The cancelation of two terms on the right hand side of (9.19) can be seen explicitly in our model theory from section 7.3. In that case  $(V_2^c)^{ren}$  is the renormalization counterterm (8.53)  $R_2 = (V_1(t)V_1(t))^{ren} = \frac{1}{2}[V_1(t), V_1(t)]^{ren}$ .

<sup>24</sup>compare with (9.16)

$$V_i^d(t) = V_i^c(t) + \hbar \frac{d\Phi_i(t)}{dt} + \Xi_i(t) \quad (9.24)$$

where  $\Xi_i(t)$  is a sum of multiple commutators involving  $V_j^c(t)$  from lower orders ( $1 \leq j < i$ ) and their  $t$ -integrals. This equation is solved by

$$\Phi_i^{ren} = 0 \quad (9.25)$$

$$\Phi_i^{unp}(t) = \underline{i\Xi_i^{unp}(t)} + iV_i^{unp}(t), \quad (9.26)$$

$$\Phi_i^{ph}(t) = \underline{i(\Xi_i^{ph}(t) + V_i^{ph}(t)) \circ (1 - \zeta_i)} \quad (9.27)$$

where function  $\zeta_i$  has properties (I) - (IV). Similar to the 2nd order discussed above, one then proves that  $\Phi_i(t)$  is smooth, so that condition (G) is satisfied in the  $i$ -th order.

Solving equations (9.24) order-by-order we obtain the dressed particle Hamiltonian

$$H^d(t) = e^{i\Phi(t)} H^c(t) e^{-i\Phi(t)} \quad (9.28)$$

$$= H_0 + V_2^d(t) + V_3^d(t) + V_4^d(t) + \dots \quad (9.29)$$

which satisfies properties (B) - (G) as promised.

### 9.2.7 The infinite momentum cutoff limit

It seems rather obvious that conditions (B) - (D) and (F) remain valid independent on the momentum cutoff  $\Lambda$ . Therefore, they also remain valid in the limit of infinite cutoff. Let us now demonstrate that condition (E) also remains valid in this limit. To do that, we use (6.101) and (6.102), and write

$$\begin{aligned} \log S^c &= \underbrace{F_2^c(t)} + \underbrace{F_3^c(t)} + \underbrace{F_4^c(t)} + \dots \\ \log S^d &= \underbrace{V_2^d(t)} + \underbrace{V_3^d(t)} + \underbrace{V_4^d(t)} - \frac{1}{2} \underbrace{[V_2^d(t), V_2^d(t)]} \dots \end{aligned}$$

Since  $S^c = S^d$  by the condition (G), we obtain the following set of relations between  $V_i^d(t)$  and  $F_i^c(t)$  on the energy shell

$$\underbrace{V_2^d(t)} = \underbrace{F_2^c(t)} \quad (9.30)$$

$$\underbrace{V_3^d(t)} = \underbrace{F_3^c(t)} \quad (9.31)$$

$$\underbrace{V_4^d(t)} = \underbrace{F_4^c(t)} + \frac{1}{2} \underbrace{[V_2^d(t), V_2^d(t)]} \quad (9.32)$$

$$\underbrace{V_i^d(t)} = \underbrace{F_i^c(t)} + \underbrace{Q_i(t)}, \quad i > 4 \quad (9.33)$$

where  $Q_i(t)$  denotes a sum of multiple commutators of  $V_j^d(t)$  from lower orders ( $2 \leq j \leq i-2$ ) with  $t$ -integrations. These relations are independent on the cutoff  $\Lambda$ , so they remain valid when  $\Lambda \rightarrow \infty$ . In this limit operators  $F_i^c(t)$  are finite and assumed to be known on the energy shell from the standard renormalized QED theory. This immediately implies that  $V_2^d(t)$  and  $V_3^d(t)$  are finite on the energy shell, and, due to the condition (F), they are finite for all momenta.

The equation for the 4th order potential (9.32) is different from (9.30) and (9.31) by the presence of an additional term

$$\frac{1}{2} \underbrace{[V_2^d(t), V_2^d(t)]} \quad (9.34)$$

on its right hand side. How can we be sure that this expression is finite on the energy shell? According to Theorem 7.12, the fast decay of the potential  $V_2^d$  off the energy shell (condition (F)) ensures the convergence of all loop integrals which can appear in calculations of this commutator. Therefore, commutator (9.34) is finite on the energy shell, and  $V_4^d$  in (9.32) is finite on the energy shell and everywhere else. These arguments can be repeated in all higher orders, which proves that the dressed particle Hamiltonian  $H^d$  is free of ultraviolet divergences.

### 9.2.8 Poincaré invariance of the dressed particle approach

The next question is whether the theory with the transformed Hamiltonian  $H^d$  is Poincaré invariant (condition (A))? In other words, whether there exists such a boost operator  $\mathbf{K}^d$  that the set of generators  $\{\mathbf{P}_0, \mathbf{J}_0, \mathbf{K}^d, H^d\}$

satisfies Poincaré commutators? With the unitary dressing operator  $\exp(i\Phi)$  constructed above this problem has a simple solution. If we define  $\mathbf{K}^d = e^{i\Phi}\mathbf{K}^c e^{-i\Phi}$ , then we can obtain a full set of dressed generators via unitary transformation of the old generators<sup>25</sup>

$$\{\mathbf{P}_0, \mathbf{J}_0, \mathbf{K}^d, H^d\} = e^{i\Phi}\{\mathbf{P}_0, \mathbf{J}_0, \mathbf{K}^c, H^c\}e^{-i\Phi}$$

The dressing transformation  $e^{i\Phi}$  is unitary and, therefore, preserves commutators. Since old operators obey the Poincaré commutators, the same is true for the new generators. This proves that the transformed theory is Poincaré invariant and belongs to the instant form of dynamics [114].

### 9.2.9 General properties of physical particle interactions

One may notice that even after conditions (I) - (IV) are satisfied for functions  $\zeta_i$ , there is a great deal of ambiguity in choosing their behavior outside the energy shell. Therefore, the dressing transformation  $e^{i\Phi}$  is not unique, and there is an infinite set of dressed particle Hamiltonians that satisfy our requirements (A) - (G). Which dressed Hamiltonian should we choose? Before trying to answer this question, we can notice that all Hamiltonians satisfying conditions (A) - (G) have some important common properties, which will be described in this subsection.

Note that electromagnetic interactions are rather weak. In most situation the (expectation value) of the interaction potential energy is much less than the sum of particle energies ( $mc^2$ ). To describe such situations it is sufficient to know the coefficient functions of the interaction only near the energy shell where we can approximately set  $\zeta_i \approx 1$  for each perturbation order  $i$ .<sup>26</sup> This observation immediately allows us to obtain a good approximation for the second-order interaction from eq. (9.22) by setting  $\zeta_2 \approx 1$

$$V_2^d(t) \approx (V_2^c)^{ph}(t) - \frac{1}{2}[\underline{V_1^c(t)}, V_1^c(t)]^{ph} \quad (9.35)$$

Some examples of potentials present in  $V_2^d$  are shown in Table 9.1. We can classify them into two groups: *elastic* potentials and *inelastic* potentials.

<sup>25</sup>Note that operator  $\exp(i\Phi)$  commutes with  $\mathbf{P}_0$  and  $\mathbf{J}_0$  by construction.

<sup>26</sup>This follows from condition (I) on the functions  $\zeta_i$  (see page 346).

Elastic potentials do not change the particle content of the system. They have equal number of annihilation and creation operators, as if they create and then annihilate the same numbers and types of particles. As shown in subsection 7.2.7, elastic potentials correspond to particle interactions familiar from ordinary quantum mechanics and classical physics.<sup>27</sup> Inelastic potentials change the number and/or types of particles. Among 2nd order inelastic potentials in RQD there are potentials for *pair creation*, *annihilation*, and *pair conversion*.

Similarly to the 2nd order discussed above, the third-order interaction  $V_3^d$  can be explicitly obtained near the energy shell by setting  $\zeta_3 \approx 1$ . All 3rd order potentials are inelastic. Two of them are shown in Table 9.1: The term  $d^\dagger a^\dagger c^\dagger da$  (*bremssstrahlung*) describes creation of a photon in a proton-electron collision. In the language of classical electrodynamics, this can be interpreted as radiation due to acceleration of charged particles and is referred to as the *radiation reaction* force. The Hermitian-conjugated term  $d^\dagger a^\dagger dac$  describes absorption of a photon by a colliding pair of charged particles.

The situation is less certain for the 4th and higher order dressed particle interactions. Near the energy shell we can again set  $\zeta_4 \approx 1$  and write (from eq. (9.32))

$$V_4^d(t) \approx (F_4^c)^{ph}(t) + \frac{1}{2}[V_2^d(t), V_2^d(t)] \quad (9.36)$$

The operator  $V_4^d$  obtained by this formula is a sum of various interaction potentials (some of them are shown in Table 9.1)

$$V_4^d = d^\dagger a^\dagger da + a^\dagger a^\dagger a^\dagger b^\dagger aa + \dots \quad (9.37)$$

The contribution  $(F_4^c)^{ph}$  in eq. (9.36) is well-defined near the energy shell, because we assume exact knowledge of the  $S$ -operator of renormalized QED in all perturbation orders. However, this is not true for the contribution  $\frac{1}{2}[V_2^d, V_2^d]$ . This commutator depends on the behavior of  $V_2^d$  everywhere in the momentum space. So, it depends on our choice of  $\zeta_2$  outside the energy shell. The function  $\zeta_2$  satisfies conditions (I) - (IV), but still there is a great freedom which is reflected in the uncertainty of  $V_4^d$  even on the energy shell.

---

<sup>27</sup>In section 9.3, we will discuss in detail potentials with the operator structure  $d^\dagger a^\dagger da$ . They describe pairwise interactions between electrons and protons.

Table 9.1: Examples of interaction potentials in RQD. Bold numbers in the third column indicate perturbation orders in which explicit interaction operators can be unambiguously obtained near the energy shell as discussed in subsection 9.2.9.

Operator	Physical meaning	Perturbation Orders
<b>Elastic potentials</b>		
$a^\dagger a^\dagger aa$	$e^- - e^-$ potential	<b>2</b> , 4, 6, ...
$d^\dagger a^\dagger da$	$e^- - p^+$ potential	<b>2</b> , 4, 6, ...
$a^\dagger c^\dagger ac$	$e^- - \gamma$ potential (Compton scattering)	<b>2</b> , 4, 6, ...
$a^\dagger a^\dagger a^\dagger aaa$	$e^- - e^- - e^-$ potential	4, 6, ...
<b>Inelastic potentials</b>		
$a^\dagger b^\dagger cc$	$e^- - e^+$ pair creation	<b>2</b> , 4, 6, ...
$c^\dagger c^\dagger ab$	$e^- - e^+$ annihilation	<b>2</b> , 4, 6, ...
$d^\dagger f^\dagger ab$	conversion of $e^- - e^+$ pair to $p^- - p^+$ pair	<b>2</b> , 4, 6, ...
$d^\dagger a^\dagger c^\dagger da$	$e^- - p^+$ bremsstrahlung	<b>3</b> , 5, ...
$d^\dagger a^\dagger dac$	photon absorption in $e^- - p^+$ collision	<b>3</b> , 5, ...
$a^\dagger a^\dagger a^\dagger b^\dagger aa$	pair creation in $e^- - e^-$ collision	<b>4</b> , 6, ...

Therefore, we have two possibilities depending on the operator structure of the 4th order potential we are interested in.

First, there are potentials contained only in the term  $(F_4^c)^{ph}$  and not present in the commutator  $\frac{1}{2}[V_2^d, V_2^d]$ . For example, this commutator does not contain the contribution  $a^\dagger a^\dagger a^\dagger b^\dagger aa$  responsible for the creation of an electron-positron pair in two-electron collisions. For such potentials, their 4th order expression near the energy shell can be explicitly obtained from formula (9.36).<sup>28</sup>

Second, there are potentials  $V_4^d$  whose contributions come from both two terms on the right hand side of eq. (9.36). For such potentials, the second term on the right hand side of (9.36) remains uncertain. One example is the 4th order contribution to the electron-proton interaction  $d^\dagger a^\dagger da$ , which is responsible for the famous *Lamb shift*.

To summarize, we see that in interaction operators of higher perturbation orders there are more and more terms with increasing complexity. In contrast to the QED Hamiltonian  $H^c$ , there seems to be no way to write  $H^d$

<sup>28</sup>This is indicated by the bold **4** in the last row of Table 9.1.



in a closed form. However, to the credit of RQD, all these high order terms directly reflect real interactions and processes observable in nature. Unfortunately, the above construction of the dressed particle Hamiltonian does not allow us to obtain full information about  $V^d$ : The off-shell behavior of potentials is fairly arbitrary, and the on-shell behavior<sup>29</sup> can be determined only for lowest order terms. However, this uncertainty is perfectly understandable: It simply reflects the one-to-many correspondence between the  $S$ -operator and Hamiltonians. It means that there is a class of finite phys interactions  $\{V^d\}$  all of which can be used for  $S$ -matrix calculations without encountering divergent integrals. Then which member of the class  $\{V^d\}$  is the unique *correct* interaction Hamiltonian  $V^d$ ? As we are not aware of any theoretical condition allowing to determine the off-energy-shell behavior of  $\zeta_i$ , this question should be deferred to experiments. There seems to be no other way but to fit functions  $\zeta_i$  to experimental measurements. Such experiments are bound to be rather challenging because they should go beyond usual information contained in the  $S$ -operator (scattering cross-sections, energies and lifetimes of bound states, etc.) and should be capable of measuring radiative corrections to the wave functions and time evolution of observables in the region of interaction. Current experiments do not have sufficient resolution to meet this challenge.

### 9.2.10 Comparison with other dressed particle approaches

In this subsection, we would like to discuss another point of view on the dressing transformation. This point of view is philosophically different but mathematically equivalent to ours. It is exemplified by the works of Shirokov and coauthors [103, 104, 105]. In contrast to our approach in which the dressing transformation  $e^{i\Phi}$  was applied to the field-theoretical Hamiltonian  $H^c$  of QED while (bare) particle creation and annihilation operators were not affected, they kept the  $H^c$  intact, but applied the (inverse) dressing transformation  $e^{-i\Phi}$  to creation and annihilation operators of particles

$$\begin{aligned}\alpha_d^\dagger &= e^{-i\Phi} \alpha^\dagger e^{i\Phi} \\ \alpha_d &= e^{-i\Phi} \alpha e^{i\Phi}\end{aligned}$$

and to the vacuum state

---

<sup>29</sup>which is the most relevant for the comparison with experiments

$$|0\rangle_d = e^{-i\Phi}|0\rangle$$

Physically, this means that instead of bare particles (created and annihilated by  $\alpha^\dagger$  and  $\alpha$ , respectively) the theory is formulated in terms of fully dressed particles (created and annihilated by operators  $\alpha_d^\dagger$  and  $\alpha_d$ , respectively), i.e., particles together with their virtual clouds. Within this approach the Hamiltonian  $H^c$  must be expressed as a function of the new particle operators  $H^c = \mathcal{F}(\alpha_d^\dagger, \alpha_d)$ . Apparently, the same function  $\mathcal{F}$  expresses the Hamiltonian  $H^d$  of our approach through original (bare) particle operators:  $H^d = \mathcal{F}(\alpha^\dagger, \alpha)$ . Indeed, from eq. (9.7) we can write

$$\begin{aligned} H^c &= e^{-i\Phi} H^d e^{i\Phi} \\ &= e^{-i\Phi} \mathcal{F}(\alpha^\dagger, \alpha) e^{i\Phi} \\ &= \mathcal{F}(e^{-i\Phi} \alpha^\dagger e^{-i\Phi}, e^{-i\Phi} \alpha e^{i\Phi}) \\ &= \mathcal{F}(\alpha_d^\dagger, \alpha_d) \end{aligned}$$

So, mathematically, these two approaches are equivalent. Let us demonstrate this equivalence on a simple example. Suppose we want to calculate a trajectory<sup>30</sup> of the electron in a 2-particle system (electron + proton). In our approach the initial state of the system has two particles

$$|\Psi\rangle = a^\dagger d^\dagger |0\rangle$$

and the expectation value of the electron's position is given by formula

$$\begin{aligned} \mathbf{r}(t) &= \langle \Psi | \mathbf{R}(t) | \Psi \rangle \\ &= \langle 0 | da e^{\frac{i}{\hbar} H^d t} \mathbf{R} e^{-\frac{i}{\hbar} H^d t} a^\dagger d^\dagger | 0 \rangle \\ &= \langle 0 | da (e^{i\Phi} e^{\frac{i}{\hbar} H^c t} e^{-i\Phi}) \mathbf{R} (e^{i\Phi} e^{-\frac{i}{\hbar} H^c t} e^{-i\Phi}) a^\dagger d^\dagger | 0 \rangle \end{aligned} \quad (9.38)$$

where  $\mathbf{R}$  is the position operator for the electron. However, we can rewrite this expression in the following form characteristic for the Shirokov's approach

---

<sup>30</sup>the time dependence of the expectation value of the position operator

$$\begin{aligned}
\mathbf{r}(t) &= \langle 0 | e^{i\Phi} (e^{-i\Phi} d a e^{i\Phi}) e^{\frac{i}{\hbar} H^c t} (e^{-i\Phi} \mathbf{R} e^{i\Phi}) e^{-\frac{i}{\hbar} H^c t} (e^{-i\Phi} a^\dagger d^\dagger e^{i\Phi}) e^{-i\Phi} | 0 \rangle \\
&= {}_d \langle 0 | d_d a_d e^{\frac{i}{\hbar} H^c t} \mathbf{R}^d e^{-\frac{i}{\hbar} H^c t} a_d^\dagger d_d^\dagger | 0 \rangle_d \\
&= {}_d \langle 0 | d_d a_d \mathbf{R}^d(t) a_d^\dagger d_d^\dagger | 0 \rangle_d
\end{aligned} \tag{9.39}$$

where the time evolution is generated by the original Hamiltonian  $H^c$ , while “dressed” definitions are used for the vacuum state, particle operators, and the position observable

$$\begin{aligned}
|0\rangle_d &= e^{-i\Phi} |0\rangle \\
\{a_d, d_d, a_d^\dagger, d_d^\dagger\} &= e^{-i\Phi} \{a, d, a^\dagger, d^\dagger\} e^{i\Phi} \\
\mathbf{R}^d &= e^{-i\Phi} \mathbf{R} e^{i\Phi}
\end{aligned}$$

In spite of different formalisms, physical predictions of both theories, e.g., expectation values of observables (9.38) and (9.39), are exactly the same.

An interesting and somewhat related approach to particle interactions in QFT was recently developed by Weber and co-authors [115, 116, 117, 118].

## 9.3 The Coulomb potential and beyond

In the preceding section we obtained formulas for the dressed particle Hamiltonian  $H^d$  in a rather abstract form.<sup>31</sup> In this section we would like to demonstrate how this Hamiltonian can be cast into the form suitable for calculations, i.e., expressed through creation and annihilation operators of electrons, protons, photons, etc. It would be very difficult to explore all kinds of RQD interactions (e.g., those in Table 9.1) in one book. So, here we will focus on pair interactions between electrons and protons in the lowest (second) order of the perturbation theory. In the  $(v/c)^2$  approximation we will obtain what is commonly known as the *Breit potential*. The major part of this interaction is the usual Coulomb potential. In addition, there are relativistic corrections responsible for magnetic, contact, spin-orbit, spin-spin and other interactions which are routinely used in relativistic calculations of atomic and molecular systems. This derivation demonstrates how formulas familiar from ordinary quantum mechanics and classical electrodynamics

---

<sup>31</sup>see, e.g., eqs. (9.35) and (9.36).

follow naturally from RQD. Applications of the Hamiltonian  $H^d$  to the hydrogen atom are briefly discussed in subsection 9.3.4.

### 9.3.1 Electron-proton interaction in the 2nd order

The second-order dressed interaction operator near the energy shell is (9.35)

$$V_2^d(t) \approx (V_2^c)^{ph}(t) - \frac{1}{2}[\underline{V_1^c(t)}, V_1^c(t)]^{ph}$$

We may notice that the term  $V_1^c(t)$  is the same as in the original (non-renormalized) QED Hamiltonian (8.17)

$$V_1^c(t) = V_1(t)$$

because renormalization counterterms appear only in the second and higher orders. Phys counterterms appear only in the 4th and higher orders, so  $(V_2^c)^{ph}(t) = V_2^{ph}(t)$ . Thus, in our calculations we can use original expressions for interactions (M.5) and (M.8) and write

$$V_2^d(t) \approx V_2^{ph}(t) - \frac{1}{2}[\underline{V_1(t)}, V_1(t)]^{ph} \quad (9.40)$$

We can set  $t = 0$ , use notation and results (8.24), (8.29) - (8.30), (L.9) (M.8) and obtain the following expression for the electron-proton interaction of the type  $d^\dagger a^\dagger da$

$$V_2^d[d^\dagger a^\dagger da] = (V_2^d)_A + (V_2^d)_B + (V_2^d)_C \quad (9.41)$$

where

$$\begin{aligned} (V_2^d)_A = & -\frac{e^2 \hbar^2 c^2}{(2\pi \hbar)^3} \int \frac{d\mathbf{k} d\mathbf{e} d\mathbf{p} M m c^4}{\sqrt{\omega_{\mathbf{e}} \omega_{\mathbf{e}+\mathbf{k}} \Omega_{\mathbf{p}} \Omega_{\mathbf{p}-\mathbf{k}}}} \frac{1}{k^2} \\ & \sum_{\epsilon \epsilon' \pi \pi'} W^0(\mathbf{p}-\mathbf{k}, \pi; \mathbf{p}, \pi') U^0(\mathbf{e}+\mathbf{k}, \epsilon; \mathbf{e}, \epsilon') \times \\ & d_{\mathbf{p}-\mathbf{k}, \pi}^\dagger a_{\mathbf{e}+\mathbf{k}, \epsilon}^\dagger d_{\mathbf{p}, \pi'} a_{\mathbf{e}, \epsilon'} \end{aligned} \quad (9.42)$$

$$\begin{aligned}
(V_2^d)_B &= -\frac{e^2 \hbar^2 c^2}{(2\pi \hbar)^3} \int \frac{d\mathbf{k} d\mathbf{e} d\mathbf{p} M m c^4}{\sqrt{\omega_{\mathbf{e}} \omega_{\mathbf{e}+\mathbf{k}} \Omega_{\mathbf{p}} \Omega_{\mathbf{p}-\mathbf{k}}}} \frac{1}{(e+k \div e)^2} \\
&\quad \sum_{\epsilon \epsilon' \pi \pi'} \mathbf{W}(\mathbf{p}-\mathbf{k}, \pi; \mathbf{p}, \pi') \cdot \mathbf{U}(\mathbf{e}+\mathbf{k}, \epsilon; \mathbf{e}, \epsilon') \times \\
&\quad d_{\mathbf{p}-\mathbf{k}, \pi}^\dagger a_{\mathbf{e}+\mathbf{k}, \epsilon}^\dagger d_{\mathbf{p}, \pi'} a_{\mathbf{e}, \epsilon'}
\end{aligned} \tag{9.43}$$

$$\begin{aligned}
(V_2^d)_C &= \frac{e^2 \hbar^2 c^2}{(2\pi \hbar)^3} \int \frac{d\mathbf{k} d\mathbf{e} d\mathbf{p} M m c^4}{\sqrt{\omega_{\mathbf{e}} \omega_{\mathbf{e}+\mathbf{k}} \Omega_{\mathbf{p}} \Omega_{\mathbf{p}-\mathbf{k}}}} \frac{1}{(e+k \div e)^2 k^2} \\
&\quad \sum_{\epsilon \epsilon' \pi \pi'} (\mathbf{k} \cdot \mathbf{W}(\mathbf{p}-\mathbf{k}, \pi; \mathbf{p}, \pi')) (\mathbf{k} \cdot \mathbf{U}(\mathbf{e}+\mathbf{k}, \epsilon; \mathbf{e}, \epsilon')) \times \\
&\quad d_{\mathbf{p}-\mathbf{k}, \pi}^\dagger a_{\mathbf{e}+\mathbf{k}, \epsilon}^\dagger d_{\mathbf{p}, \pi'} a_{\mathbf{e}, \epsilon'}
\end{aligned} \tag{9.44}$$

In these formulas we integrate over the electron ( $\mathbf{e}$ ), proton ( $\mathbf{p}$ ), and transferred ( $\mathbf{k}$ ) momenta, and sum over spin projections of the two particles  $\epsilon, \epsilon'$  and  $\pi, \pi'$ .

### 9.3.2 Electron-proton potential in the momentum space

Operator (9.41) has non-trivial action in all sectors of the Fock space which contain at least one electron and one proton. However, for simplicity, we will limit our attention to the “1 proton + 1 electron” subspace  $\mathcal{H}_{pe}$  in the Fock space. If  $\Psi(\mathbf{p}, \pi; \mathbf{e}, \epsilon)$  is the wave function of a two-particle state, then the interaction Hamiltonian (9.41) will transform it to<sup>32</sup>

$$\begin{aligned}
\Psi'(\mathbf{p}, \pi, \mathbf{e}, \epsilon) &= V_2^d [d^\dagger a^\dagger da] \Psi(\mathbf{p}, \pi; \mathbf{e}, \epsilon) \\
&= \sum_{\pi' \epsilon'} \int d\mathbf{k} v_2(\mathbf{p}, \mathbf{e}, \mathbf{k}; \pi, \epsilon, \pi', \epsilon') \Psi(\mathbf{p}-\mathbf{k}, \pi'; \mathbf{e}+\mathbf{k}, \epsilon')
\end{aligned} \tag{9.45}$$

where  $v_2$  is the coefficient function of the interaction operator  $V_2^d [d^\dagger a^\dagger da]$ . We are going to write our formulas with the accuracy of  $(v/c)^2$ . So, we can use (8.28), (8.33) - (8.38), expand the denominators in (9.42) - (9.44)

$$\frac{M m c^4}{\sqrt{\Omega_{\mathbf{p}-\mathbf{k}} \omega_{\mathbf{e}+\mathbf{k}} \Omega_{\mathbf{p}} \omega_{\mathbf{e}}}}$$

---

<sup>32</sup>See discussion in subsection 7.2.7.

$$\begin{aligned}
& \approx \frac{1}{\sqrt{1 + \frac{(\mathbf{p}-\mathbf{k})^2}{2M^2c^2}}} \frac{1}{\sqrt{1 + \frac{p^2}{2M^2c^2}}} \frac{1}{\sqrt{1 + \frac{(\mathbf{e}+\mathbf{k})^2}{2m^2c^2}}} \frac{1}{\sqrt{1 + \frac{\mathbf{e}^2}{2m^2c^2}}} \\
& \approx 1 - \frac{(\mathbf{p}-\mathbf{k})^2}{4M^2c^2} - \frac{p^2}{4M^2c^2} - \frac{(\mathbf{e}+\mathbf{k})^2}{4m^2c^2} - \frac{\mathbf{e}^2}{4m^2c^2} \\
& = 1 - \frac{p^2}{2M^2c^2} + \frac{\mathbf{p}\mathbf{k}}{2M^2c^2} - \frac{k^2}{4M^2c^2} - \frac{\mathbf{e}^2}{2m^2c^2} - \frac{\mathbf{e}\mathbf{k}}{2m^2c^2} - \frac{k^2}{4m^2c^2}
\end{aligned}$$

and obtain

$$v_2 = v_{2A} + v_{2B} + v_{2C} \quad (9.46)$$

where

$$\begin{aligned}
& v_{2A}(\mathbf{p}, \mathbf{e}, \mathbf{k}; \pi, \epsilon, \pi', \epsilon') \\
& = -\frac{e^2\hbar^2}{(2\pi\hbar)^3 k^2} \chi_{\epsilon}^{(el)*} \chi_{\pi}^{(pr)*} \chi_{\epsilon'}^{(el)} \chi_{\pi'}^{(pr)} \\
& \quad \left(1 - \frac{p^2}{2M^2c^2} + \frac{\mathbf{p}\mathbf{k}}{2M^2c^2} - \frac{k^2}{4M^2c^2} - \frac{\mathbf{e}^2}{2m^2c^2} - \frac{\mathbf{e}\mathbf{k}}{2m^2c^2} - \frac{k^2}{4m^2c^2}\right) \\
& \quad \left(1 + \frac{(2\mathbf{p}-\mathbf{k})^2 - 2i\vec{\sigma}_{pr} \cdot [\mathbf{k} \times \mathbf{p}]}{8M^2c^2}\right) \left(1 + \frac{(2\mathbf{e}+\mathbf{k})^2 + 2i\vec{\sigma}_{el} \cdot [\mathbf{k} \times \mathbf{e}]}{8m^2c^2}\right) \\
& = -\frac{e^2\hbar^2}{(2\pi\hbar)^3 k^2} \chi_{\epsilon}^{(el)*} \chi_{\pi}^{(pr)*} \chi_{\epsilon'}^{(el)} \chi_{\pi'}^{(pr)} \\
& \quad \left(1 - \frac{p^2}{2M^2c^2} + \frac{\mathbf{p}\mathbf{k}}{2M^2c^2} - \frac{k^2}{4M^2c^2} - \frac{\mathbf{e}^2}{2m^2c^2} - \frac{\mathbf{e}\mathbf{k}}{2m^2c^2} - \frac{k^2}{4m^2c^2}\right) \\
& \quad + \frac{p^2}{2M^2c^2} - \frac{\mathbf{p}\mathbf{k}}{2M^2c^2} + \frac{k^2}{8M^2c^2} + \frac{\mathbf{e}^2}{2m^2c^2} + \frac{\mathbf{e}\mathbf{k}}{2m^2c^2} + \frac{k^2}{8m^2c^2} - i\frac{\vec{\sigma}_{pr}[\mathbf{k} \times \mathbf{p}]}{4M^2c^2} + i\frac{\vec{\sigma}_{el}[\mathbf{k} \times \mathbf{e}]}{4m^2c^2} \\
& = -\frac{e^2\hbar^2}{(2\pi\hbar)^3 k^2} \chi_{\epsilon}^{(el)*} \chi_{\pi}^{(pr)*} \chi_{\epsilon'}^{(el)} \chi_{\pi'}^{(pr)} \left(1 - \frac{k^2}{8M^2c^2} - \frac{k^2}{8m^2c^2} - i\frac{\vec{\sigma}_{pr}[\mathbf{k} \times \mathbf{p}]}{4M^2c^2} + i\frac{\vec{\sigma}_{el}[\mathbf{k} \times \mathbf{e}]}{4m^2c^2}\right) \\
& = -\frac{e^2\hbar^2}{(2\pi\hbar)^3} \chi_{\epsilon}^{(el)*} \chi_{\pi}^{(pr)*} \chi_{\epsilon'}^{(el)} \chi_{\pi'}^{(pr)} \left(\frac{1}{k^2} - \frac{1}{8M^2c^2} - \frac{1}{8m^2c^2} - i\frac{\vec{\sigma}_{pr}[\mathbf{k} \times \mathbf{p}]}{4M^2c^2 k^2} + i\frac{\vec{\sigma}_{el}[\mathbf{k} \times \mathbf{e}]}{4m^2c^2 k^2}\right) \\
& v_{2B}(\mathbf{p}, \mathbf{e}, \mathbf{k}; \pi, \epsilon, \pi', \epsilon') \\
& = \frac{e^2\hbar^2}{(2\pi\hbar)^3 k^2} \chi_{\epsilon}^{(el)*} \chi_{\pi}^{(pr)*} \chi_{\epsilon'}^{(el)} \chi_{\pi'}^{(pr)} \frac{1}{4Mmc^2} (2\mathbf{p} - \mathbf{k} - i[\vec{\sigma}_{pr} \times \mathbf{k}]) (2\mathbf{e} + \mathbf{k} + i[\vec{\sigma}_{el} \times \mathbf{k}])
\end{aligned}$$

$$\begin{aligned}
&= \frac{e^2 \hbar^2}{(2\pi \hbar)^3 k^2} \chi_\epsilon^{(el)*} \chi_\pi^{(pr)*} \chi_{\epsilon'}^{(el)} \chi_{\pi'}^{(pr)} \frac{1}{4Mmc^2} (4\mathbf{p}\mathbf{e} - 2\mathbf{k}\mathbf{e} + 2\mathbf{p}\mathbf{k} - k^2 \\
&\quad - 2i[\vec{\sigma}_{pr} \times \mathbf{k}] \cdot \mathbf{e} + 2i\mathbf{p} \cdot [\vec{\sigma}_{el} \times \mathbf{k}] + [\vec{\sigma}_{pr} \times \mathbf{k}] \cdot [\vec{\sigma}_{el} \times \mathbf{k}]) \\
&= \frac{e^2 \hbar^2}{(2\pi \hbar)^3} \chi_\epsilon^{(el)*} \chi_\pi^{(pr)*} \chi_{\epsilon'}^{(el)} \chi_{\pi'}^{(pr)} \left( \frac{\mathbf{p}\mathbf{e}}{Mmc^2 k^2} - \frac{\mathbf{k}\mathbf{e}}{2Mmc^2 k^2} + \frac{\mathbf{p}\mathbf{k}}{2Mmc^2 k^2} \right. \\
&\quad \left. - \frac{1}{4Mmc^2} - \frac{i[\vec{\sigma}_{pr} \times \mathbf{k}] \cdot \mathbf{e}}{2Mmc^2 k^2} + \frac{i\mathbf{p} \cdot [\vec{\sigma}_{el} \times \mathbf{k}]}{2Mmc^2 k^2} + \frac{[\vec{\sigma}_{pr} \times \mathbf{k}] \cdot [\vec{\sigma}_{el} \times \mathbf{k}]}{4Mmc^2 k^2} \right) \\
&\quad v_{2C}(\mathbf{p}, \mathbf{e}, \mathbf{k}; \pi, \epsilon, \pi', \epsilon') \\
&= -\frac{e^2 \hbar^2}{(2\pi \hbar)^3 k^4} \chi_\epsilon^{(el)*} \chi_\pi^{(pr)*} \chi_{\epsilon'}^{(el)} \chi_{\pi'}^{(pr)} \frac{1}{4Mmc^2} (2\mathbf{p}\mathbf{k} - k^2)(2\mathbf{e}\mathbf{k} + k^2) \\
&= -\frac{e^2 \hbar^2}{(2\pi \hbar)^3} \chi_\epsilon^{(el)*} \chi_\pi^{(pr)*} \chi_{\epsilon'}^{(el)} \chi_{\pi'}^{(pr)} \left( \frac{(\mathbf{p}\mathbf{k})(\mathbf{e}\mathbf{k})}{Mmc^2 k^4} - \frac{\mathbf{e}\mathbf{k}}{2Mmc^2 k^2} + \frac{\mathbf{p}\mathbf{k}}{2Mmc^2 k^2} - \frac{1}{4Mmc^2} \right)
\end{aligned}$$

Further, we use<sup>33</sup>

$$\begin{aligned}
[\vec{\sigma}_{pr} \times \mathbf{k}] \cdot [\vec{\sigma}_{el} \times \mathbf{k}] &= [[\vec{\sigma}_{el} \times \mathbf{k}] \times \vec{\sigma}_{pr}] \cdot \mathbf{k} \\
&= (\mathbf{k}(\vec{\sigma}_{el} \cdot \vec{\sigma}_{pr}) - \vec{\sigma}_{pr}(\vec{\sigma}_{el} \cdot \mathbf{k})) \cdot \mathbf{k} \\
&= k^2(\vec{\sigma}_{el} \cdot \vec{\sigma}_{pr}) - (\vec{\sigma}_{pr} \cdot \mathbf{k})(\vec{\sigma}_{el} \cdot \mathbf{k})
\end{aligned}$$

to write (9.46) in the form (compare with §83 in ref. [83])

$$\begin{aligned}
&v_2(\mathbf{p}, \mathbf{e}, \mathbf{k}) \\
&= \frac{e^2 \hbar^2}{(2\pi \hbar)^3} \left( -\frac{1}{k^2} + \frac{1}{8M^2 c^2} + \frac{1}{8m^2 c^2} + \frac{\mathbf{p}\mathbf{e}}{Mmc^2 k^2} - \frac{(\mathbf{p}\mathbf{k})(\mathbf{e}\mathbf{k})}{Mmc^2 k^4} \right. \\
&\quad + i\frac{\vec{\sigma}_{pr}[\mathbf{k} \times \mathbf{p}]}{4M^2 c^2 k^2} - i\frac{\vec{\sigma}_{el}[\mathbf{k} \times \mathbf{e}]}{4m^2 c^2 k^2} - i\frac{\vec{\sigma}_{pr}[\mathbf{k} \times \mathbf{e}]}{2Mmc^2 k^2} + i\frac{\vec{\sigma}_{el}[\mathbf{k} \times \mathbf{p}]}{2Mmc^2 k^2} \\
&\quad \left. + \frac{(\vec{\sigma}_{el} \cdot \vec{\sigma}_{pr})}{4Mmc^2} - \frac{(\vec{\sigma}_{pr} \cdot \mathbf{k})(\vec{\sigma}_{el} \cdot \mathbf{k})}{4Mmc^2 k^2} \right) \tag{9.47}
\end{aligned}$$

### 9.3.3 The Darwin-Breit potential

The physical meaning of the interaction (9.47) is more transparent in the position representation, which is derived by replacing variables  $\mathbf{p}$  and  $\mathbf{e}$  in

<sup>33</sup>see properties of Pauli matrices in Appendix H.4

(9.47) with differential operators  $\hat{\mathbf{p}} = -i\hbar d/d\mathbf{x}$  and  $\hat{\mathbf{e}} = -i\hbar d/d\mathbf{y}$  and taking the Fourier transform<sup>34</sup>

$$\begin{aligned}
& V_2^d[d^\dagger a^\dagger da]\Psi(\mathbf{x}, \pi; \mathbf{y}, \epsilon) \\
&= \sum_{\pi', \epsilon'} \int d\mathbf{k} e^{\frac{i}{\hbar}\mathbf{k}(\mathbf{y}-\mathbf{x})} v_2(\hat{\mathbf{p}}, \hat{\mathbf{e}}, \mathbf{k}; \pi, \epsilon, \pi', \epsilon') \Psi(\mathbf{x}, \pi'; \mathbf{y}, \epsilon') \\
&= \frac{e^2 \hbar^2}{(2\pi \hbar)^3} \int d\mathbf{k} e^{\frac{i}{\hbar}\mathbf{k}(\mathbf{y}-\mathbf{x})} \left( -\frac{1}{k^2} + \frac{1}{8M^2 c^2} + \frac{1}{8m^2 c^2} + \frac{\hat{\mathbf{p}}\hat{\mathbf{e}}}{Mmc^2 k^2} - \frac{(\hat{\mathbf{p}}\mathbf{k})(\hat{\mathbf{e}}\mathbf{k})}{Mmc^2 k^4} \right. \\
&\quad + i \frac{\vec{\sigma}_{pr}[\mathbf{k} \times \hat{\mathbf{p}}]}{4M^2 c^2 k^2} - i \frac{\vec{\sigma}_{el}[\mathbf{k} \times \hat{\mathbf{e}}]}{4m^2 c^2 k^2} - i \frac{\vec{\sigma}_{pr}[\mathbf{k} \times \hat{\mathbf{e}}]}{2Mmc^2 k^2} + i \frac{\vec{\sigma}_{el}[\mathbf{k} \times \hat{\mathbf{p}}]}{2Mmc^2 k^2} \\
&\quad \left. + \frac{(\vec{\sigma}_{el} \cdot \vec{\sigma}_{pr})}{4Mmc^2} - \frac{(\vec{\sigma}_{pr} \cdot \mathbf{k})(\vec{\sigma}_{el} \cdot \mathbf{k})}{4Mmc^2 k^2} \right) \Psi(\mathbf{x}, \pi; \mathbf{y}, \epsilon)
\end{aligned}$$

Using integral formulas (B.7) - (B.11) we obtain the following position-space representation of this potential (where  $\mathbf{r} = \mathbf{x} - \mathbf{y}$ )

$$\begin{aligned}
V_2^d[d^\dagger a^\dagger da] &= -\frac{e^2}{4\pi r} + \frac{e^2 \hbar^2}{8c^2} \left( \frac{1}{M^2} + \frac{1}{m^2} \right) \delta(\mathbf{r}) + \frac{e^2}{8\pi Mmc^2 r} \left[ \hat{\mathbf{p}} \cdot \hat{\mathbf{e}} + \frac{(\mathbf{r} \cdot \hat{\mathbf{e}})(\mathbf{r} \cdot \hat{\mathbf{p}})}{r^2} \right] \\
&\quad + \frac{e^2 \hbar [\mathbf{r} \times \hat{\mathbf{p}}] \cdot \vec{\sigma}_{pr}}{16\pi M^2 c^2 r^3} - \frac{e^2 \hbar [\mathbf{r} \times \hat{\mathbf{e}}] \cdot \vec{\sigma}_{el}}{16\pi m^2 c^2 r^3} - \frac{e^2 \hbar [\mathbf{r} \times \hat{\mathbf{e}}] \cdot \vec{\sigma}_{pr}}{8\pi Mmc^2 r^3} + \frac{e^2 \hbar [\mathbf{r} \times \hat{\mathbf{p}}] \cdot \vec{\sigma}_{el}}{8\pi Mmc^2 r^3} \\
&\quad + \frac{e^2 \hbar^2}{4Mmc^2} \left( -\frac{\vec{\sigma}_{pr} \cdot \vec{\sigma}_{el}}{4\pi r^3} + 3 \frac{(\vec{\sigma}_{pr} \cdot \mathbf{r})(\vec{\sigma}_{el} \cdot \mathbf{r})}{4\pi r^5} + \frac{2}{3} \vec{\sigma}_{pr} \cdot \vec{\sigma}_{el} \delta(\mathbf{r}) \right)
\end{aligned}$$

With the accuracy of  $(v/c)^2$  the free Hamiltonian  $H_0$  can be written as

$$\begin{aligned}
H_0 &= \sqrt{M^2 c^4 + p^2 c^2} + \sqrt{m^2 c^4 + \mathbf{e}^2 c^2} \\
&= Mc^2 + mc^2 + \frac{p^2}{2M} + \frac{\mathbf{e}^2}{2m} - \frac{\mathbf{p}^4}{8M^3 c^2} - \frac{\mathbf{e}^4}{8m^3 c^2} + \dots
\end{aligned}$$

where the rest energies of particles  $Mc^2$  and  $mc^2$  are simply constants which can be eliminated by a proper choice of zero on the energy scale. Note also that Pauli matrices (H.3) - (H.5) are proportional to the spin operators (see Table H.1)  $\mathbf{S}_{el} = \frac{\hbar}{2} \vec{\sigma}_{el}$ ,  $\mathbf{S}_{pr} = \frac{\hbar}{2} \vec{\sigma}_{pr}$ . So, finally, the QED Hamiltonian

<sup>34</sup>see subsection 7.2.7 and §83 in ref. [83];  $\mathbf{x}$  is the proton's position and  $\mathbf{y}$  is the electron's position



responsible for the electron-proton interaction in the 2nd order is obtained in the form of *Darwin-Breit potential*.<sup>35</sup>

$$\begin{aligned} H^d &= H_0 + V_2^d(\hat{\mathbf{p}}, \hat{\mathbf{e}}, \mathbf{r}, \mathbf{S}_{el}, \mathbf{S}_{pr}) + \dots \\ &= \frac{\hat{\mathbf{p}}^2}{2M} + \frac{\hat{\mathbf{e}}^2}{2m} + V_{Coulomb} + V_{orbit} + V_{spin-orbit} + V_{spin-spin} + \dots \end{aligned} \quad (9.48)$$

This form is similar to the familiar non-relativistic Hamiltonian in which  $\frac{\hat{\mathbf{p}}^2}{2M} + \frac{\hat{\mathbf{e}}^2}{2m}$  is treated as the kinetic energy operator and  $V_{Coulomb}$  is the usual Coulomb interaction between two charged particles

$$V_{Coulomb} = -\frac{e^2}{4\pi r} \quad (9.49)$$

This is the only interaction term which survives in the non-relativistic limit  $c \rightarrow \infty$ .  $V_{orbit}$  is a relativistic correction to the Coulomb interaction which is independent on the spins of particles.

$$\begin{aligned} V_{orbit} &= -\frac{\hat{\mathbf{p}}^4}{8M^3c^2} - \frac{\hat{\mathbf{e}}^4}{8m^3c^2} + \frac{e^2\hbar^2}{8c^2}\left(\frac{1}{M^2} + \frac{1}{m^2}\right)\delta(\mathbf{r}) \\ &+ \frac{e^2}{8\pi Mmc^2r}\left[\hat{\mathbf{p}} \cdot \hat{\mathbf{e}} + \frac{(\mathbf{r} \cdot \hat{\mathbf{e}})(\mathbf{r} \cdot \hat{\mathbf{p}})}{r^2}\right] \end{aligned} \quad (9.50)$$

The first two terms do not depend on relative variables, so they can be regarded as relativistic corrections to energies of single particles. The *contact interaction* (proportional to  $\hbar^2\delta(\mathbf{r})$ ) can be neglected in the classical limit  $\hbar \rightarrow 0$ . Keeping the  $(v/c)^2$  accuracy and substituting  $\frac{\mathbf{p}}{M} \rightarrow \mathbf{v}_{pr}$  and  $\frac{\mathbf{p}}{m} \rightarrow \mathbf{v}_{el}$  the remaining terms can be rewritten in a more familiar form of the *Darwin potential* [119]

$$V_{Darwin} = \frac{e^2}{8\pi c^2 r} \left[ \mathbf{v}_{el} \cdot \mathbf{v}_{pr} + \frac{(\mathbf{r} \cdot \mathbf{v}_{pr})(\mathbf{r} \cdot \mathbf{v}_{el})}{r^2} \right] \quad (9.51)$$

which describes magnetic interaction between charged spinless particles.<sup>36</sup>

---

<sup>35</sup>compare with §83 in ref. [83]

<sup>36</sup>see, e.g., subsection 11.1.7

Two other terms  $V_{spin-orbit}$  and  $V_{spin-spin}$  in (9.48) depend on particle spins

$$V_{spin-orbit} = \frac{e^2[\mathbf{r} \times \hat{\mathbf{p}}] \cdot \mathbf{S}_{pr}}{8\pi M^2 c^2 r^3} - \frac{e^2[\mathbf{r} \times \hat{\mathbf{e}}] \cdot \mathbf{S}_{el}}{8\pi m^2 c^2 r^3} - \frac{e^2[\mathbf{r} \times \hat{\mathbf{e}}] \cdot \mathbf{S}_{pr}}{4\pi M m c^2 r^3} + \frac{e^2[\mathbf{r} \times \hat{\mathbf{p}}] \cdot \mathbf{S}_{el}}{4\pi M m c^2 r^3} \quad (9.52)$$

$$V_{spin-spin} = \frac{e^2}{M m c^2} \left( -\frac{\mathbf{S}_{pr} \cdot \mathbf{S}_{el}}{4\pi r^3} + 3\frac{(\mathbf{S}_{pr} \cdot \mathbf{r})(\mathbf{S}_{el} \cdot \mathbf{r})}{4\pi r^5} + \frac{2}{3}(\mathbf{S}_{pr} \cdot \mathbf{S}_{el})\delta(\mathbf{r}) \right) \quad (9.53)$$

Since our dressing transformation preserved the commutation relations of the Poincaré Lie algebra,<sup>37</sup> we can be confident that the Darwin-Breit Hamiltonian is relativistically invariant, at least up to the order  $(v/c)^2$ . In Appendix O we additionally verify this important fact by a direct calculation.<sup>38</sup>

The Darwin-Breit Hamiltonian was successfully applied to various electromagnetic problems, such as the fine structure in atomic spectra [83, 119], superconductivity and properties of plasma [123, 124, 125, 126]. In chapter 11 we will see that in the classical limit this Hamiltonian reproduces correctly all major results of classical electrodynamics.

### 9.3.4 The hydrogen atom

Now we would like to apply the Hamiltonian (9.48) to describe the system of two charged particles - the proton and electron. We can use the fact that this Hamiltonian commutes with the operator of total momentum  $\mathbf{P} = \mathbf{p} + \mathbf{e}$ . Therefore Hamiltonian (9.48) leaves invariant the zero-total-momentum subspace of  $\mathcal{H}_{pe}$ . Working in this subspace we can set  $\hat{\mathbf{q}} \equiv -\hat{\mathbf{e}} = \hat{\mathbf{p}}$  in eq. (9.50) and (9.52) and consider  $\hat{\mathbf{q}}$  as operator of differentiation with respect to  $\mathbf{r}$

$$\hat{\mathbf{q}} = i\hbar \frac{\partial}{\partial \mathbf{r}}$$

---

<sup>37</sup>see subsection 9.2.8

<sup>38</sup>see also [120, 121, 122]

If we make these substitutions in (9.48), then the energies  $\varepsilon$  and wave functions  $\Psi_\varepsilon(\mathbf{r}, \pi, \epsilon)$  of stationary states of the hydrogen atom at rest can be found as solutions of the stationary Schrödinger equation

$$H^d(i\hbar \frac{\partial}{\partial \mathbf{r}}, \mathbf{r}, \mathbf{S}_{el}, \mathbf{S}_{pr}) \Psi_\varepsilon(\mathbf{r}, \pi, \epsilon) = \varepsilon \Psi_\varepsilon(\mathbf{r}, \pi, \epsilon) \quad (9.54)$$

Analytical solution of eq. (9.54) is not possible. Realistically, one can first solve equation (9.54) leaving just the Coulomb interaction term (9.49) there. This is the familiar non-relativistic problem with a well-known analytical solution, which can be found in any textbook on quantum mechanics, e.g., [24, 127]. We can consider this solution as a zero-order approximation for energies  $\varepsilon$  and wave functions  $\Psi_\varepsilon$ . Then other interaction terms in (9.48) can be treated as perturbations. In the first approximation, these perturbations do not affect the wave functions but shift energies. Then  $V_{orbit}$  and  $V_{spin-orbit}$  are responsible for the *fine structure* of the hydrogen atom, and  $V_{spin-spin}$  is responsible for the *hyperfine structure* (see Fig. 9.1). Calculations of these energy corrections can be found in §83 in ref. [83].

One important advantage of the dressed particle approach is that it allows us to derive inter-particle potentials in any order of the perturbation theory. This is true for potentials preserving the number of particles and also for potentials that lead to particle creation and annihilation.

For example, the largest correction to the Breit electron-proton potential comes from the 4th order contribution  $V_4^d[d^\dagger a^\dagger da]$ , which is responsible for the *Lamb shifts* of atomic energies. As we discussed in subsection 9.2.9, energies of bound states are related to the  $S$ -matrix, so they can be obtained reliably from the traditional renormalized QED. On the other hand, radiative corrections to stationary wave functions remain undetermined in our approach due to the uncertainty of interaction potentials outside the energy shell. Experimental determination of these wave function is very difficult as well. Such experiments should rely on observations of non-stationary dynamics of atomic states. However time-resolved studies of such processes with a resolution sufficient for extracting small radiative corrections is a challenging experimental task.<sup>39</sup>

So far we discussed the action of operators  $d^\dagger a^\dagger da$  in the Hilbert space of the hydrogen atom. The sector  $\mathcal{H}_{pe}$  was invariant with respect to this

---

<sup>39</sup>See footnote on page 336.

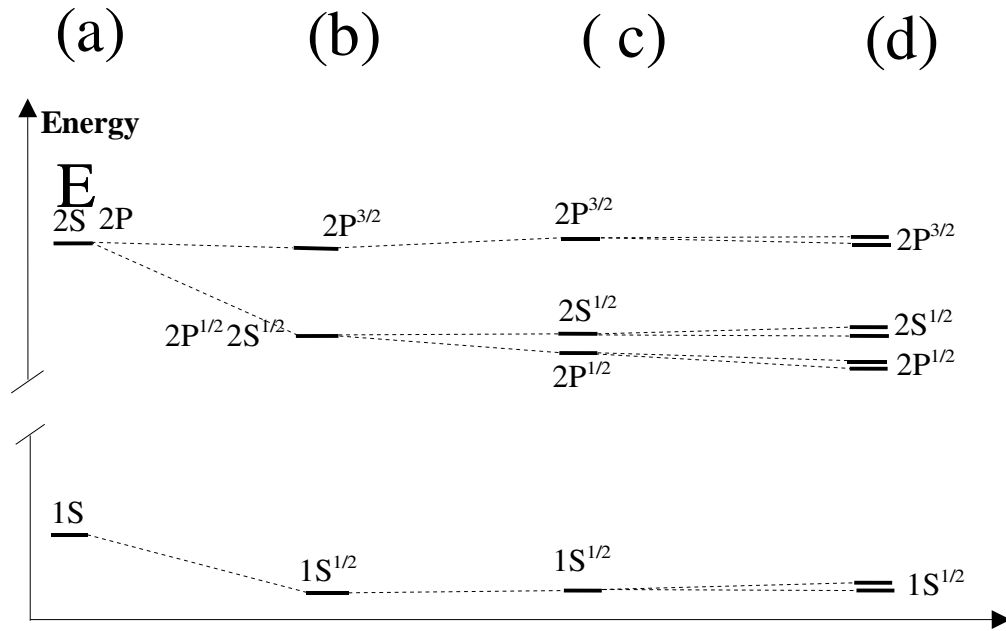


Figure 9.1: Low energy states of the hydrogen atom: (a) the non-relativistic approximation (with the Coulomb potential (9.49)); (b) with the fine structure (due to the *orbit* (9.50) and *spin-orbit* (9.52) corrections); (c) with the Lamb shifts (due to the 4th and higher order radiative corrections); (d) with the hyperfine structure (due to the *spin-spin* corrections (9.53)).

interaction, so the eigenvalues and eigenvectors could be found by the diagonalization of such a truncated Hamiltonian. However, there are other terms playing a role as well. The most significant are the potentials  $d^\dagger a^\dagger dac$  and  $d^\dagger a^\dagger c^\dagger da$  in the 3rd perturbation order (see Table 9.1). These terms are responsible for *light absorption* and *spontaneous light emission* by the atom. The two-particle subspace  $\mathcal{H}_{pe}$  is not invariant with respect to these potentials. For example, operators  $d^\dagger a^\dagger dac$  and  $d^\dagger a^\dagger c^\dagger da$  have non-zero matrix elements between the stationary state  $2P^{1/2}$  of the hydrogen atom and the state  $1S^{1/2} + \gamma$  which comprises the ground state of the hydrogen atom and one emitted photon  $\gamma$  (see Fig. 9.1). Then expression

$$\langle 2P^{1/2} | d^\dagger a^\dagger dac | 1S^{1/2} + \gamma \rangle$$

provides an amplitude<sup>40</sup> for the process in which a photon (with energy close to  $\varepsilon_{2P^{1/2}} - \varepsilon_{1S^{1/2}}$ ) is absorbed by the ground state  $1S^{1/2}$  of the hydrogen atom, and the excited state  $2P^{1/2}$  is created. The expression

$$\langle 1S^{1/2} + \gamma | d^\dagger a^\dagger c^\dagger da | 2P^{1/2} \rangle$$

describes an amplitude for the process in which a photon is spontaneously emitted from the excited atomic state  $2P^{1/2}$ . The presence of light emission interactions means that only the ground state  $|1S^{1/2}\rangle$  of hydrogen is a true stationary state of the full Hamiltonian. The terms like  $d^\dagger a^\dagger c^\dagger da$  in  $V^d$ , rather than “zero-point oscillations of the electromagnetic field”, are responsible for the instability and broadening of excited atomic levels. Time evolution of such metastable states is discussed in chapter 13.

## 9.4 Are quantum fields necessary?

The general idea of RQD is that particles are the most fundamental ingredients of nature, and that everything we know in physics can be explained as manifestations of quantum behavior of particles interacting at a distance. Thus, the notion of fields become redundant in RQD. However, it is also true that (quantum) fields are in the center of all modern relativistic quantum theories, and we actually started our formulation of RQD from the quantum

---

<sup>40</sup>up to a numerical factor

field version of QED in section 8.1. This surely looks like a contradiction. Then we are pressed to answer the following question: *what is the role of quantum fields in relativistic quantum theory?*

In this section we will argue that the true reason for introducing quantum fields is just a technical one. Quantum fields can be regarded simply as convenient linear combinations of particle creation and annihilation operators, which are useful for construction of relativistic and separable interactions between particles. However, it is not necessary to assign any physical significance to quantum fields themselves.

### 9.4.1 Dressing transformation in a nutshell

Let us now review the process by which we arrived to the finite dressed particle Hamiltonian  $H^d = H_0 + V^d$  earlier in this chapter. We started with the QED Hamiltonian  $H = H_0 + V$  in subsection 8.1.3 (the upper left box in Fig. 9.2) and demonstrated some of its good properties, such as the Poincaré invariance and the cluster separability. However, when we tried to calculate the  $S$ -operator from this Hamiltonian (arrow (1) in Fig. 9.2) we obtained meaningless infinite results beyond the lowest non-vanishing order of perturbation theory. The solution to this problem was given by the renormalization theory in section 8.3 (arrow (2)): infinite counterterms were added to the Hamiltonian  $H$  and a new Hamiltonian was obtained  $H^c = H_0 + V^c$ . Although the Hamiltonian  $H^c$  was infinite, these infinities canceled in the process of calculation of the  $S$ -operator (dashed arrow (3)) and very accurate values for observable scattering cross-sections and energies of bound states were obtained (arrow (4)). As a result of the renormalization procedure, the divergences were “swept under the rug”, and this rug was the Hamiltonian  $H^c$ . This Hamiltonian was not satisfactory: First, in the limit of infinite cutoff the matrix elements of the Hamiltonian  $H^c$  on bare particle states were infinite. Second, the Hamiltonian  $H^c$  contained unphys terms like  $a^\dagger b^\dagger c^\dagger$  and  $a^\dagger c^\dagger a$ , which implied that in the course of time evolution the (bare) vacuum state and (bare) one-electron states rapidly dissociated into complex linear combinations of multiparticle states. This behavior was clearly unphysical.<sup>41</sup> Therefore,  $H^c$  could not be used to describe dynamics of interacting particles.

---

<sup>41</sup>Although the divergences in the Hamiltonian  $H^c$  can be avoided by the “similarity renormalization” approach [14, 15, 128], the problem of unphysical time evolution (=the instability of bare particles) persists in all current formulations of QED that do not use dressing.

To solve this problem, we applied a unitary dressing transformation to the Hamiltonian  $H^c$  (arrow (5)) and obtained a new dressed particle Hamiltonian

$$H^d = e^{i\Phi} H^c e^{-i\Phi} \quad (9.55)$$

We managed to select  $\Phi$  so that all infinities from  $H^c$  were canceled out in the product on the right hand side of (9.55).<sup>42</sup> In addition, the Poincaré invariance and cluster separability of the theory remained intact, and the  $S$ -operator computed with the dressed particle Hamiltonian  $H^d$  was exactly the same as the accurate  $S$ -operator of renormalized QED (arrow (6)).

The Hamiltonian of RQD (9.55) has a number of advantages over the Hamiltonian of QED. Unlike “trilinear” interactions in (M.5), all terms in  $H^d$  have very clear and direct physical meaning and correspond to real observable physical processes (see Table 9.1). Moreover, with the help of  $H^d$ , in addition to scattering amplitudes and energies of bound states, one can study the time evolution (arrow (7)) without regularization, renormalization, and other tricks. The RQD approach is very similar to the ordinary quantum mechanics: states are described by normalized wave functions, the time evolution is governed by a finite well-defined Hamiltonian, the stationary states and their energies can be found by diagonalizing this Hamiltonian. The only significant difference between RQD and conventional quantum mechanics is that in RQD the number of particles is not conserved: particle creation and annihilation can be adequately described.

Looking back at the above derivation of the dressed particle Hamiltonian  $H^d$  one may wonder if nature was meant to be that complicated? Currently we must rely on the dubious sequence of steps: “canonical gauge field quantization  $\rightarrow$  renormalization  $\rightarrow$  dressing” in order to obtain a finite  $H^d$ . Are these steps inevitable ingredients of a realistic physical theory? Our answer to this question is “no”. Apparently, the “first principles” used in construction of traditional relativistic quantum field theories (local fields, gauge invariance, etc.) are not fundamental. Otherwise, we would not need such a painful procedure, involving infinities and their cancelations, to derive a satisfactory dressed particle Hamiltonian. We believe that it should be possible to build a fully consistent relativistic quantum theory without even invoking

---

<sup>42</sup>One can say that our approach has swept the divergences under another rug. This time the rug was the phase  $\Phi$  of the transformation operator  $e^{i\Phi}$ . However, this operator had no physical meaning, so there is no harm in choosing it infinite.

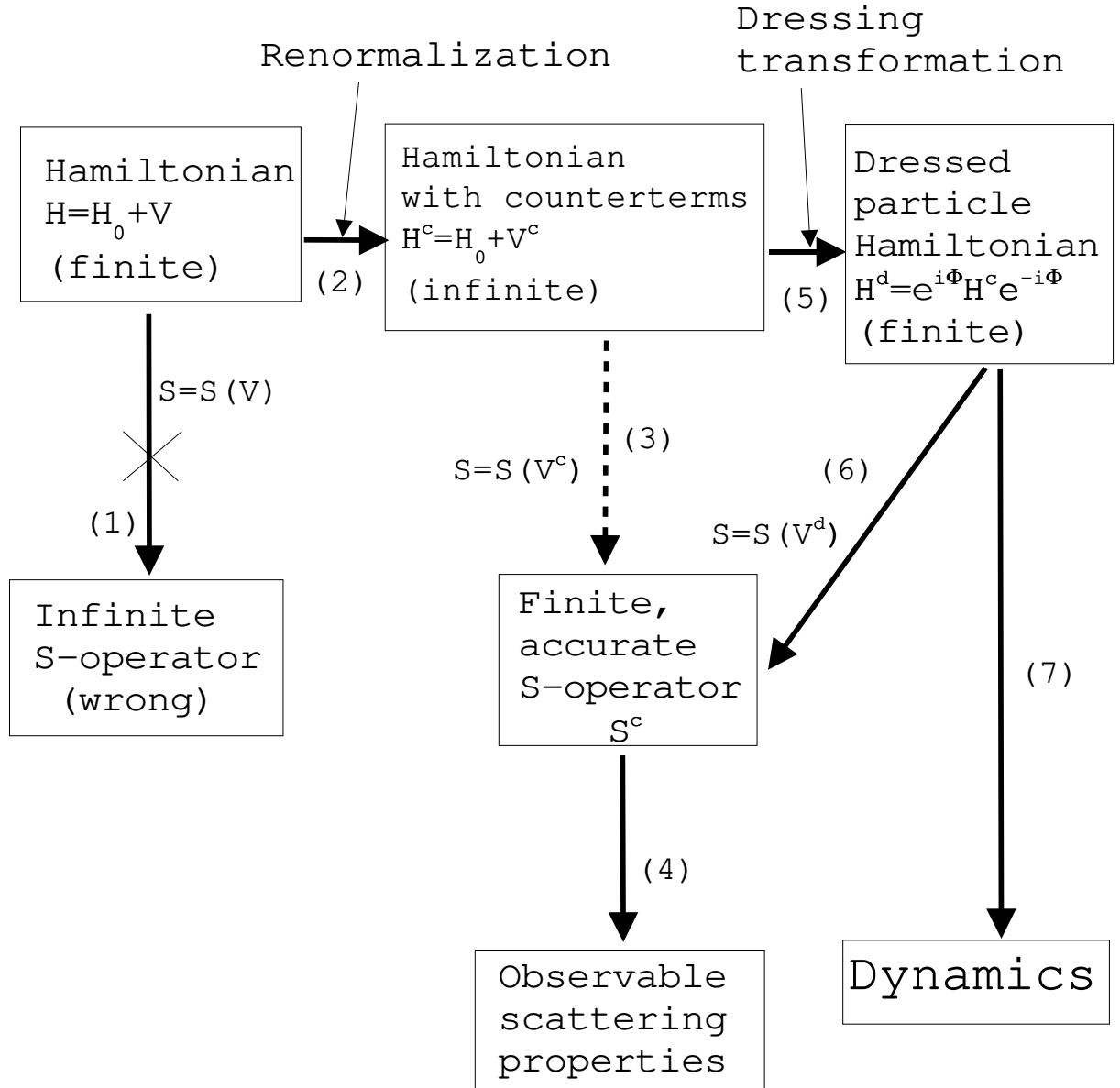


Figure 9.2: The logic of construction of the dressed particle Hamiltonian.  $S(V)$  is the perturbation formula (6.96) that allows one to calculate the  $S$ -operator from the known interaction Hamiltonian  $V$ .



the concepts of quantum fields.<sup>43</sup> Unfortunately, this has not been done yet and we must rely on quantum fields and on the messy renormalization and dressing procedures to arrive to a physically acceptable theory of dressed particles.

### 9.4.2 What is the reason for having quantum fields?

In a nutshell, the traditional idea of quantum fields is that particles that we observe in experiments – photons, electrons, protons, etc. – are not the fundamental ingredients of nature. The most fundamental ingredients are fields. For each kind of particle, there exists a corresponding field, a continuous all-penetrating “substance” that extends all over the universe. Dyson called it “*a single fluid which fills the whole of space-time*” [129]. The fields are present even in situations when there are no particles, i.e., in the vacuum. The fields cannot be measured or observed by themselves. We can only see their excitations in the form of small bundles of energy and momentum that we recognize as particles. Photons are excitations of the photon field; electrons and positrons are two kinds of excitations of the Dirac electron-positron field, etc. The usual attitude is that QFT is a fundamental advancement of ordinary quantum mechanics. In QFT quantum rules are applied to the field degrees of freedom, while in ordinary QM the usual particle degrees of freedom (positions, velocities, etc.) are quantized.

One important feature of the quantum theory of fields is that the number of field “coordinates” is infinite (even uncountable), so quantum fields are dynamical systems with infinite number of degrees of freedom. Field “coordinates” and their conjugated “momenta” are interpreted as operator functions on the 4D Minkowski space-time whose values are operators in the Fock space. In addition, certain commutation (or anticommutation) relations between fields and conjugate momenta are postulated, and manifestly covariant transformation rules with respect to Lorentz transformations are established.<sup>44</sup>

In spite of its dominant presence in theoretical physics, the true meaning of QFT and its mathematical foundations are poorly understood. There are basically two views on this subject. One is purely pragmatical

*It is clear from all these examples, that quantum field theory oc-*

---

<sup>43</sup>see discussion in the end of subsection 9.2.1

<sup>44</sup>see Appendices K and L

*cupies a central position in our description of Nature. It provides both our best working description of fundamental physical laws, and a fruitful tool for investigating the behavior of complex systems. But the enumeration of examples, however triumphal, serves more to pose than to answer most basic questions: What are the essential features of quantum field theory? What does quantum field theory add to our understanding of the world, that was not already present in quantum mechanics and classical field theory separately? The first question has no sharp answer. Theoretical physicists are very flexible in adapting their tools, and no axiomatization can keep up with them.* F. Wilczek [130]

Another approach attempts to put QFT on a solid mathematical ground by formulating it in an axiomatic way. In spite of long history of efforts, successes of the axiomatic or *algebraic quantum field theory* (AQFT) are rather modest

*The major problem with AQFT is that very few concrete theories have been found which satisfy AQFT axioms. To be precise, the only known theories which do satisfy the axioms are interaction-free; no examples are known of AQFT-compatible interacting field theories, and in particular the standard model cannot at present be made AQFT-compatible.* D. Wallace [131]

In this book we took a different attitude toward quantum fields. Our viewpoint is that quantum fields are not the fundamental ingredients of nature. World is made of discrete, countable, and localizable particles. Fields are just formal mathematical objects which are rather helpful in constructing relativistic quantum theories of interacting particles.<sup>45</sup>

---

<sup>45</sup>It should be noted that in non-relativistic (e.g., condensed matter) physics, quantum fields may have perfectly valid physical meaning. However, in these cases the field description is approximate and works only in the low-energy long-distance limit. For example, the quantum field description of crystal vibrations is applicable when the wavelength is much greater than the inter-atomic distance. The excitations of the crystal elastic field give rise to (pseudo-)particles called *phonons*. The concept of renormalization also makes a perfect sense in these systems. For example, the *polaron* (a conduction band electron interacting with lattice vibrations) has renormalized mass that is different from the effective mass of the “free” conduction band electron in a “frozen” lattice. In this book we are discussing only fundamental relativistic quantum fields for which the above relationships between quantum fields and underlying small-scale physics do not apply.

If (as usually suggested) fields are important ingredients of physical reality, then we should be able to measure them. However, the things that are measured in physical experiments are intimately related to particles and their properties, not to fields. For example, we can measure (expectation values of) positions, momenta, velocities, angular momenta, and energies of particles as functions of time (= trajectories). In interacting systems of particles one can probe the energies of bound states and their wave functions. A wealth of information can be obtained by studying the connections between values of particle observables before and after their collisions (the  $S$ -matrix). All these measurements have a transparent and natural description in the language of particles and operators of their observables.

On the other hand, field properties (field values at points, their space and time derivatives, etc.) are not directly observable. Fermion quantum fields are not Hermitian operators, so that, even formally, they cannot correspond to quantum mechanical observables. Even for the electric and magnetic fields of classical electrodynamics<sup>46</sup> their direct measurability is very questionable. When we say that we have “measured the electric field” at a certain point in space, we actually have placed a test charge at that point and measured the force exerted on the test charge by surrounding charges. Nobody has ever measured electric and magnetic fields themselves.

The formal character of quantum fields is clear also from the fact that their arguments  $t$  and  $\mathbf{x}$  have no relationship to measurable time and position. The variable  $t$  is the parameter which we used in (7.50) to describe the “ $t$ -dependence” of regular operators generated by the non-interacting Hamiltonian  $H_0$ .<sup>47</sup> Three variables  $\mathbf{x}$  are just coordinates in the abstract Minkowski space-time, and we do not attempt to relate them to physical positions of particles.

It should be clear (for example, from consideration of the simple one-slit diffraction experiment discussed in subsection 2.1.3) that particle position must be described by a Hermitian operator and that wave functions in the position representation must have a well defined theoretical meaning. These wave functions determine the probability distributions for point marks on scintillating screens or photographic plates used in diffraction experiments.

---

<sup>46</sup>They are supposed to be built as classical limits of space and time derivatives of QED’s photon quantum fields from Appendix L.

<sup>47</sup>As we explained in subsection 6.5.2, this  $t$ -dependence has no relationship to the observable time dependence of physical quantities, but is rather added as a help in calculations.

This quantum description of diffraction is very natural in theories possessing position operators. However, such a description looks very problematic if one interprets quantum field arguments  $\mathbf{x}$  ( $c$ -numbers) as theoretical representatives of the position observable.

Moreover, it does not seem right to assume that  $\mathbf{x}$  are eigenvalues of some position operator. As seen from eqs. (6.96) and (8.8) - (8.9), the parameters  $t$  and  $\mathbf{x}$  are just integration variables, and they are not present in the final expression for the fundamental measurable quantity calculated in QFT - the  $S$ -matrix.

*Every physicist would easily convince himself that all quantum calculations are made in the energy-momentum space and that the Minkowski  $x_\mu$  are just dummy variables without physical meaning (although almost all textbooks insist on the fact that these variables are not related with position, they use them to express locality of interactions!) H. Bacry [132]*

So, we arrive to the conclusion that quantum fields  $\psi(\mathbf{x}, t)$  are simply formal linear combinations of particle creation and annihilation operators. Their arguments  $t$  and  $\mathbf{x}$  are some dummy variables, which are not related to temporal and spatial properties of the physical system. Quantum fields should not be regarded as “generalized” or “second quantized” versions of wave functions. Their role is more technical than fundamental: They provide convenient “building blocks” for the construction of Poincaré invariant operators of potential energy  $V$  (8.17) - (8.18) and potential boost  $\mathbf{Z}$  (8.20) in the Fock space [1, 9]. That’s all there is to quantum fields.

### 9.4.3 Diffraction and interference

One common argument in favor of the field-based formulation of QED is that in the classical limit this theory goes to the Maxwell’s electrodynamics whose classical description of electromagnetic radiation in terms of continuous fields  $\mathbf{E}$  and  $\mathbf{B}$  is supported by observed wave properties of light. However, as we saw in section 2.1, quantum theory of photons (particles) can also explain the diffraction and interference of light.

This leads to an interesting dilemma. Both these theories predict exactly the same interference patterns for a given light source and the geometry of the experiment, e.g., in the double-slit arrangement. Apparently, only

one explanation can be correct. Which one? The answer is clear if we notice that the field-based arguments do not work in the limit of low-intensity light and fail to describe the photo-electric effect. So, the representation of electromagnetic radiation as a flow of discrete countable quantum particles better agrees with experiment and is more general than the field (or wave) theory of light [133, 134, 135, 136, 137]. This is an invitation to reconsider the status of Maxwell's electrodynamics:

*Finally, the remark may be made, as previously pointed out by Feynman [138] and other authors adopting a similar approach [139], that the so called 'classical wave theory of light' developed in the early part of the 19th century by Young, Fresnel and others **is** QM as it applies to photons interacting with matter. Similarly, Maxwell's theory of CEM [Classical electromagnetism] is most economically regarded as simply the limit of QM when the number of photons involved in a physical measurement becomes very large. [...] Thus experiments performed by physicists during the last century, and even earlier, **were** QM experiments, now interpreted via the wavefunctions of QM, but then in terms of 'light waves'. [...] The essential and mysterious aspects of QM, as embodied in the wavefunction (superposition, interference) were already well known, in full mathematical detail, almost a hundred years earlier! J. H. Field [133]*

Thus Maxwell's electromagnetic theory cannot be called a truly classical theory. While the description of massive charges (e.g., electrons) in this theory is, indeed, classical (electrons move along well-defined trajectories), the Huygens-Maxwell wave theory of light is, in fact, an attempt to approximate quantum wave functions of billions of photons by two surrogate functions  $\mathbf{E}(\mathbf{x}, t)$  and  $\mathbf{B}(\mathbf{x}, t)$  [133, 137, 140].

#### 9.4.4 Haag's theorem

Denying the observability and physical significance of quantum fields allows us to avoid one important controversy characteristic for quantum field theories. This controversy is known as *Haag's theorem*.

The logic behind Haag's theorem is the following. In the traditional interpretation of QFT, where quantum fields are regarded as physical ingredients,

it is assumed that “free” fields  $\phi_i(\mathbf{x}, t)$  from Appendices K and L are approximations to exact “interacting” fields  $\Phi_i(\mathbf{x}, t)$ . The interacting and free fields are assumed to coincide at time  $t = 0$

$$\Phi_i(\mathbf{x}, 0) = \phi_i(\mathbf{x}, 0)$$

In contrast to free fields whose  $t$ -dependence is governed by the non-interacting Hamiltonian, the “time evolution” of interacting fields is assumed to be generated by the full interacting Hamiltonian  $H = H_0 + V$

$$\begin{aligned}\Phi_i(\mathbf{x}, t) &= e^{-\frac{i}{\hbar}Ht}\phi_i(\mathbf{x}, 0)e^{\frac{i}{\hbar}Ht} \\ &= e^{-\frac{i}{\hbar}Ht}e^{\frac{i}{\hbar}H_0t}\phi_i(\mathbf{x}, t)e^{-\frac{i}{\hbar}H_0t}e^{\frac{i}{\hbar}Ht}\end{aligned}\quad (9.56)$$

Moreover it is assumed that interacting fields have manifestly covariant transformation properties with respect to the Lorentz subgroup

$$U^{-1}(\Lambda, 0)\Phi_i(x)U(\Lambda, 0) = \sum_j D_{ij}(\Lambda^{-1})\Phi_j(\Lambda(x)) \quad (9.57)$$

where  $U$  is the interacting representation of the Poincaré group in the Fock space (compare with eq. (K.25)). This requirement is considered important manifestation of the relativistic invariance of QFT.

Haag’s theorem [141, 142] establishes that the above assumptions are mutually contradictory. In particular, this theorem establishes that conditions (9.56) and (9.57) cannot hold simultaneously. In the traditional approach to QFT, Haag’s theorem provides a serious obstacle, as it seems to indicate that interacting field theories violate relativistic invariance. However, this result has no relevance to our approach, where “interacting fields” do not play any role at all. It is true that interacting fields constructed by formula (9.56) are not manifestly covariant. This was confirmed, for example, by an explicit construction of  $\Phi_i(\mathbf{x}, t)$  in [108]. However this fact has no relevance for the relativistic invariance of the “dressed particle” theory, or its experimental consequences [90].

# Chapter 10

## PARTICLES AND RELATIVITY

*How often have I said you that when you eliminate the impossible,  
whatever remains, however improbable, must be the truth?*

Sherlock Holmes

In chapter 9 we constructed a dressed particle version of quantum electrodynamics which we called *relativistic quantum dynamics* or RQD. One important property of RQD (condition (G) in subsection 9.2.1) is that it reproduces exactly the  $S$ -matrix of the standard renormalized quantum electrodynamics. Therefore, RQD describes existing experiments (e.g., scattering cross-sections and bound state energies) just as well as QED. However RQD is fundamentally different from QED. The main ingredients of RQD are particles (not fields) that interact with each other via instantaneous potentials. The usual attitude toward such a theory is that it cannot be mathematically and physically consistent [143, 144, 145, 130]. One type of objections against particle-based theories is related to the alleged incompatibility between existence of localized states and principles of relativity and causality. We will analyze these objections in section 10.1 and demonstrate that there is no reason for concern: the Newton-Wigner position operator and sharply localized particle states do not contradict any fundamental physical principle.

In section 10.1 we will define the notion of a localized *event* and discuss the limitations of this notion in quantum mechanics where localization of parti-

cles is observer-dependent. In particular, we will analyze the well-known paradox of superluminal spreading of localized wave packets. In section 10.2 we will notice that spatial translations and rotations induce kinematical transformations of observables. On the other hand translations in time are always dynamical (i.e., dependent on interactions) Then the boost transformations of observables are necessarily dynamical as well. This implies first that interactions are governed by the instant form of dynamics, and second that the connection between space and time coordinates of events in different moving reference frames are generally different from Lorentz transformations of special relativity. In section 10.3 we will conclude that Minkowski space-time picture is not an accurate representation of the principle of relativity.

## 10.1 Localized events in relativistic quantum theory

In section 4.3 we found that in relativistic quantum theory particle position is described by the Newton-Wigner operator. However, this idea is often considered controversial. There are at least three arguments that are usually cited to “explain” why there can be no position operator and localized states in relativistic quantum theory, in particular, in QFT:

- Single particle localization is impossible, because it requires an unlimited amount of energy (due to the Heisenberg’s uncertainty relation) and leads to creation of extra particles [83]:

*In quantum field theory, where the particle propagators do not allow acausal effects, it is impossible to define a position operator, whose measurement will leave the particle in a sharply defined spot, even though the interaction between the fields is local. The argument is always that, to localize the electric charge on a particle with an accuracy better than the Compton wavelength of the electron, so much energy should be put in, that electron-positron pairs would be formed. This would make the concept of position meaningless. Th. W. Ruijgrok [146]*

- Newton-Wigner particle localization is relative, i.e., different moving observers may disagree on whether the particle is localized or not.



- Perfectly localized wave packets spread out with superluminal speeds, which contradicts the principle of causality [147].

*The 'elementary particles' of particle physics are generally understood as pointlike objects, which would seem to imply the existence of position operators for such particles. However, if we add the requirement that such operators are covariant (so that, for instance, a particle localized at the origin in one Lorentz frame remains so localized in another), or the requirement that the wave-functions of the particles do not spread out faster than light, then it can be shown that no such position operator exists. (See Halvorson and Clifton (2001) [144], and references therein, for details.)* D. Wallace [145]

In the present section we are going to show that relativistic localized states of particles have well-defined meaning in spite of these arguments.

### 10.1.1 Localized particles

Let us first consider the idea that precise measurements of position disturb the number of particles in the system.

It is true that due to the Heisenberg's uncertainty relation (5.45) sharply localized 1-particle states do not have well-defined momentum and energy. For a sufficiently localized state, the energy uncertainty can be made greater than the energy required to create a particle-antiparticle pair. However, large uncertainty in energy does not immediately imply any uncertainty in the number of particles, and sharp localization does not necessarily require pair creation. The number of particles in a localized state would be uncertain if the particle number operator did not commute with position operators of particles. However, this is not true. One can easily demonstrate that particle (Newton-Wigner) position operators do commute with particle number operators. This follows directly from the definition of 1-particle observables in a multiparticle Hilbert space.<sup>1</sup> By their construction, all 1-particle observables (position, momentum, spin, etc.) commute with projections on  $n$ -particle sectors in the Fock space. Therefore these 1-particle observables commute with particle number operators. So, one can measure position of any particle

---

<sup>1</sup>see subsection 6.1.2

without disturbing the number of particles in the system. This conclusion is valid for both non-interacting and interacting particle systems, because the Fock space structure and definitions of one-particle observables do not depend on interaction.

Note that commutativity with the particle number operators does not necessarily hold for the center-of-mass position  $\mathbf{R}$  of a multiparticle interacting system, because generally  $\mathbf{R}$  depends on interaction. This is clear from the fact that  $\mathbf{R}$  is a function of total energy  $H$  and the total boost operator  $\mathbf{K}^2$ . Operators  $H$  and  $\mathbf{K}$  depend on interaction and do not commute with particle number operators in QFT theories, where interactions changing the number of particles are permitted. Eigenstates of these operators do not have definite number of particles. Similarly, eigenstates of the center-of-mass position  $\mathbf{R}$  are not characterized by definite numbers of particles.

### 10.1.2 Localized states in the moving reference frame

In this subsection we will discuss the second objection against the use of localized states in relativistic quantum theories, i.e., the non-invariance of the particle localization.

The position-space wave function of a single massive spinless particle in a state sharply localized in the origin is<sup>3</sup>

$$\psi(\mathbf{r}) = \delta(\mathbf{r}) \quad (10.1)$$

The corresponding momentum space wave function is (5.29)

$$\psi(\mathbf{p}) = (2\pi\hbar)^{-3/2} \quad (10.2)$$

Let us now find the wave function of this state from the point of view of a moving observer  $O'$ . By applying a boost transformation to (10.2)<sup>4</sup>

$$e^{-\frac{ic}{\hbar}K_x\theta}\psi(\mathbf{p}) = (2\pi\hbar)^{-3/2}\sqrt{\frac{\omega_{\mathbf{p}}\cosh\theta - cp_x\sinh\theta}{\omega_{\mathbf{p}}}}$$

---

<sup>2</sup>see eq. (4.30)

<sup>3</sup>This is a non-normalizable state that we called “improper” in section 5.2. Similar arguments apply to normalized localized wave functions, like  $\sqrt{\delta(\mathbf{r})}$ .

<sup>4</sup>see eq. (5.22)

and transforming back to the position representation (5.34) we obtain

$$e^{-\frac{ic}{\hbar}K_x\theta}\psi(\mathbf{r}) = (2\pi\hbar)^{-3} \int d\mathbf{p} \frac{\sqrt{\omega_{\mathbf{p}} \cosh \theta - cp_x \sinh \theta}}{\sqrt{\omega_{\mathbf{p}}}} e^{\frac{i}{\hbar}\mathbf{p}\mathbf{r}} \quad (10.3)$$

We are not going to calculate this integral explicitly, but one property of the function (10.3) must be clear: for non-zero  $\theta$  this function is non-vanishing for all values of  $\mathbf{r}$ .<sup>5</sup> Therefore, the moving observer  $O'$  would not agree with  $O$  that the particle is localized. Observer  $O'$  can find the particle anywhere in space.<sup>6</sup> This means that the notion of localization is relative: a state which looks localized to the observer  $O$  does not look localized to the moving observer  $O'$ .

The non-invariant nature of localization is a property not familiar in classical physics. Although this property has not been observed in experiments yet, it does not contradict any postulates of relativistic quantum theory and does not constitute a sufficient reason to reject the notion of localizability.

### 10.1.3 Spreading of well-localized states

Here we are going to discuss the wide-spread opinion that superluminal spreading of particle wave functions violates the principle of causality [144, 145, 148, 147, 149].

In the preceding subsection we found how a localized state (10.1) looks from the point of view of a moving observer. Now, let us find the appearance of this state from the point of view of an observer displaced in time. Again, we

---

<sup>5</sup>This property follows from the non-analyticity of the square roots in the integrand [143]. The non-conservation of localization by boosts can be shown by different arguments as well. Assume that operator  $e^{-\frac{ic}{\hbar}K_x\theta}$  preserves the localization. Obviously, the operator  $e^{\frac{i}{\hbar}P_x a}$  also has this property for any  $a$ . Then the same should be true for any product of operators of this kind. However, using eq. (4.3) we can see that the product

$$\begin{aligned} (e^{-\frac{ic}{\hbar}K_x\theta} e^{\frac{i}{\hbar}P_x a} e^{\frac{ic}{\hbar}K_x\theta}) e^{-\frac{i}{\hbar}P_x a \cosh \theta} &= e^{\frac{i}{\hbar}P_x a \cosh \theta} e^{-\frac{i}{\hbar}H a \sinh \theta} e^{-\frac{i}{\hbar}P_x a \cosh \theta} \\ &= e^{-\frac{i}{\hbar}H a \sinh \theta} \end{aligned}$$

is a time translation, which is known to destroy localization due to the wave-packet spreading effect (see subsection 10.1.3). This contradiction implies that boosts destroy the localization as well.

<sup>6</sup>although the maximum of the probability distribution is still near the point  $\mathbf{r} = 0$

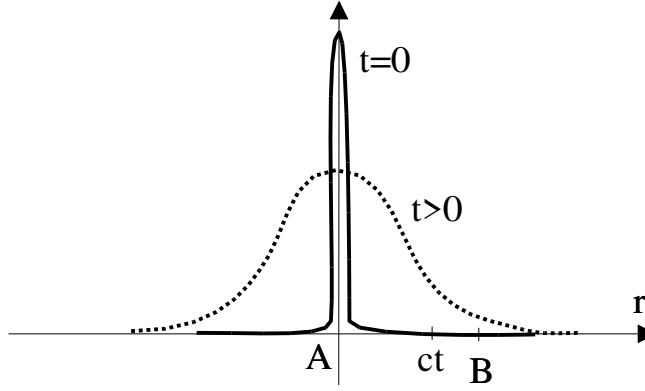


Figure 10.1: Spreading of the probability distribution of a localized wave function. Full line: at time  $t = 0$ ; dashed line: at time  $t > 0$  (the distance between points  $A$  and  $B$  is greater than  $ct$ ).

first make a detour to the momentum space (10.2), apply the time translation operator

$$\begin{aligned}\psi(\mathbf{p}, t) &= e^{-\frac{i}{\hbar} H t} \psi(\mathbf{p}, 0) \\ &= (2\pi\hbar)^{-3/2} e^{-\frac{it}{\hbar} \sqrt{m^2 c^4 + p^2 c^2}}\end{aligned}$$

and then use eq. (5.34) to find the position-space wave function

$$\begin{aligned}\psi(\mathbf{r}, t) &= (2\pi\hbar)^{-3/2} \int d\mathbf{p} \psi(\mathbf{p}, t) e^{\frac{i}{\hbar} \mathbf{p} \cdot \mathbf{r}} \\ &= (2\pi\hbar)^{-3} \int d\mathbf{p} e^{-\frac{it}{\hbar} \sqrt{m^2 c^4 + p^2 c^2}} e^{\frac{i}{\hbar} \mathbf{p} \cdot \mathbf{r}}\end{aligned}$$

This integral can be expressed in a closed form [150]. However, for us the most important result is that the wave function is non-zero outside the light cone ( $r > ct$ ).<sup>7</sup> The corresponding probability density  $|\psi(\mathbf{r}, t)|^2$  is shown schematically by the dashed line in Fig. 10.1. Although the probability

---

<sup>7</sup>This can be justified by the same analyticity argument as in footnote on page 379. See also section 2.1 in [151].

density outside the light cone<sup>8</sup> is very small, there is still a non-zero chance that the particle propagates faster than the speed of light.

Note that superluminal propagation of the particle's wave function in the position space does not mean that particle's speed is greater than  $c$ . As we established in subsection 5.4.1, the eigenvalues of the quantum-mechanical operator of speed for a free massive particle are less than  $c$ . So, the possibility of wave functions propagating faster than  $c$  is a purely quantum effect associated with the non-commutativity of operators  $\mathbf{R}$  and  $\mathbf{V}$ .

### 10.1.4 Superluminal spreading and causality

The superluminal spreading of localized wave packets described in the preceding subsection holds under very general assumptions in relativistic quantum theory [147]. It is usually regarded as a sign of a serious trouble [144, 145, 148, 149], because the superluminal propagation of any signals is strictly forbidden in special relativity (see Appendix J.2). This contradiction is often claimed to be the major obstacle for the particle interpretation of relativistic quantum theories. Since particle interpretation is the major aspect of our approach, we definitely need to resolve this controversy. That is what we are going to do in this subsection.

Let us first describe the reason why the superluminal spreading of wave functions is claimed to be unacceptable in the traditional approach. The idea is that this phenomenon can be used to build a device which would violate the principle of causality, as discussed in Appendix J.2. In that discussion we have not specified the mechanism by which the instantaneous signals were sent between observers  $O$  and  $O'$ . Let us now assume that these signals are transmitted by spreading quantum wave packets. More specifically, suppose that the signaling device used by the observer  $O$  is simply a small box containing massive spinless quantum particles. Before time  $t = 0$  (point  $A$  in fig. 10.2) the box is tightly closed, so that wave functions of the particles are well-localized inside it. The walls of the closed box at  $t < 0$  are shown by two thick parallel lines in fig. 10.2. At time  $t = 0$  observer  $O$  tries to send a signal to the moving observer  $O'$  by opening the box. The wave function of spreading particles at  $t > 0$  is shown schematically in fig. 10.2 by dashed parallel lines. Due to the superluminal spreading of the wave function, there is, indeed, a non-zero probability of finding particles at

---

<sup>8</sup>at distances larger than  $ct$  from the initial point  $A$

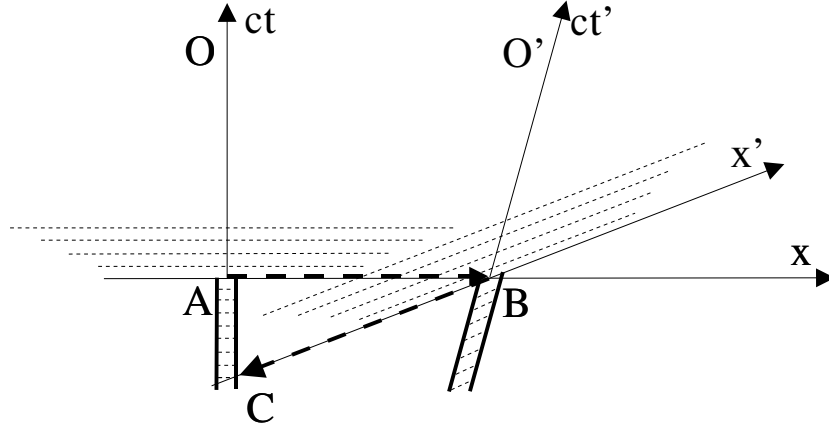


Figure 10.2: Space-time diagram demonstrating the causality “paradox” associated with superluminal spreading of wave functions. Observers  $O$  and  $O'$  have coordinate systems with space-time axes  $(x, ct)$  and  $(x', ct')$ , respectively. The situation here is similar to that shown in fig. J.1. Observers  $O$  and  $O'$  send superluminal signals to each other by opening boxes with localized quantum particles. See text for more details.

the location of the moving observer  $O'$  (point  $B$ ) immediately after the box was opened. The observer  $O'$  has identical closed box with particles. Upon receiving the signal from  $O$  (point  $B$ ) she opens her box. It is clear that the wave packet of her particles  $\psi'(\mathbf{r}', t')$  spreads instantaneously in her own reference frame. The question is how this spreading will be perceived by the stationary observer  $O$ ? The traditional answer is that the wave function  $\psi(\mathbf{r}, t)$  from the point of view of  $O$  should be obtained by applying Lorentz transformations (J.2) - (J.5) to the arguments of  $\psi'$

$$\psi(x, y, z, t) = \psi'(x \cosh \theta + ct \sinh \theta, y, z, t \cosh \theta + x/c \sinh \theta) \quad (10.4)$$

This wave function is shown schematically in fig. 10.2 by inclined parallel dashed lines. Then we see that there is a non-zero probability of finding particles emitted by  $O'$  at point  $C$ . This means that the response signal sent by  $O'$  arrives to  $O$  *earlier* than the initial signal  $O \rightarrow O'$  was sent (at point  $A$ ). This is clearly a violation of causality.

Actually, the time evolution of the wave packet (10.4) looks totally absurd from the point of view of  $O$ . The particles do not look as emitted from  $B$

at all. In fact, the wave function approaches observer  $O$  (point  $C$ ) from the opposite side (from the side of negative  $x$ ). The wave packet (i.e., the signal) moves in the positive  $x$  direction. So, one cannot even talk about the “signal” being sent from  $O'$  to  $O$ !

What is wrong with this picture? The traditional answer is that this weird behavior is the consequence of the superluminal propagation of the wave function. The usual conclusion is that sanity can be restored by forbidding such superluminal effects. However, this would go against the entire theory developed in this book. Could there be a different answer?

We would like to suggest the following explanation: Apparently, the crucial step in the above derivation is the use of the wave function transformation law (10.4). However, there are serious reasons to doubt that this formula is applicable even approximately. First, here we are dealing with a system (particles confined in a box) where interactions play a significant role. In such a system the boost operator is interaction-dependent, and boost transformations of wave functions should depend on the details of interaction potentials.<sup>9</sup> Therefore, it is obvious that the wave function transformation cannot be described by the universal interaction-independent formula (10.4). Moreover, our system is not isolated. It is described by a time-dependent Hamiltonian (the box is opened at some point in time). This makes Poincaré group arguments unapplicable and further complicates the analysis of boost transformations. Even if we assume that interaction-dependence of boost transformations can be neglected in some approximation, there is no justification for eq. (10.4). This formula cannot be used to transform even wave functions of free particles. For example, this formula contradicts the transformation law (10.3) derived earlier for the localized particle state. So, there is absolutely no evidence that the wave function of particles emitted by observer  $O'$  will behave as shown in fig. 10.2 from the point of view of  $O$ . In particular, there is no evidence that the signal sent by  $O'$  arrives to  $O$  at point  $C$  in violation of the causality law.

It is plausible that using the correct boost transformation law one would obtain that the wave function of particles released by  $O'$  at point  $B$  propagates instantaneously in the reference frame  $O$  as well.<sup>10</sup> This conclusion can be supported by the following argument. From the point of view of observer

---

<sup>9</sup>This dependence will be discussed in greater detail in the next section.

<sup>10</sup>i.e., that thin dashed lines around point  $B$  in fig. 10.2 should be drawn parallel to the axis  $x$

$O$ , the particle emitted at point  $B$  ( $t = 0$ ) is in a localized state with definite position. Such states do not have any definite velocity (or momentum), so their free<sup>11</sup> time evolution is determined only by the value of position characteristic for the initial state. Therefore particles emitted by boxes at rest (e.g., the box  $A$ ) and by moving boxes (e.g., the box  $B$ ) are described by essentially the same time-dependent wave functions at  $t > 0$ . The only difference being a relative shift along the  $x$ -axis. Then instead of the acausal response signal  $B \rightarrow C$ <sup>12</sup> one would have a signal  $B \rightarrow A$ , which, in spite of being instantaneous, does not violate the principle of causality.

## 10.2 Inertial transformations in multiparticle systems

One of the goals of physics declared in Introduction (see page xxxii) includes finding transformations of observables between different inertial reference frames. In chapter 4 and in subsection 6.2.3 we discussed inertial transformations of *total* observables in a multiparticle system, and we found that these transformations have universal forms, which do not depend on the system's composition and interactions acting there. In this section we will be interested in establishing inertial transformations of observables of individual particles within an interacting multiparticle system. Our goal is to compare these predictions of RQD with Lorentz transformations for time and position of *events* in special relativity (see Appendix J). Here we will reach a surprising conclusion that formulas of special relativity may be not accurate when applied to observables and events related to particles in an interacting multiparticle system.

### 10.2.1 Events and observables

One of the most fundamental concepts in physics is the concept of an *event*. Generally, event is some physical process or phenomenon occurring in a small volume of space in a short interval of time. So, each event can be characterized by four numbers: its time  $t$  and its position  $\mathbf{r}$ . These numbers are usually

---

<sup>11</sup>At times  $t > 0$  the box  $B$  is opened, so the particle is described by the non-interacting Hamiltonian, and the time evolution is free.

<sup>12</sup>as predicted incorrectly in traditional approaches based on eq. (10.4)



referred to as *space-time coordinates*  $(t, \mathbf{r})$  of the event. For the event to be observable, there should be some material particles present at time  $t$  at the position  $\mathbf{r}$ .<sup>13</sup> So, the event's space coordinate  $\mathbf{r}$  should be identifiable with the (expectation) value of the position of particle(s) present in the event's volume.

Our main goal in this chapter is to derive boost transformations for the time and position of events.<sup>14</sup> Since we just identified events' positions with particle positions, finding boost transformations of such positions is just an exercise in application of the general rule for transformation of operators of observables between different reference frames. Thus we should be able to derive analogs of Lorentz transformations without usual questionable assumptions mentioned in Appendix J, and we should be able to tell whether Lorentz transformations formulas are exact or approximate. This is our major motivation here.

For simplicity, in this section we will consider a system of two massive spinless particles described in the Hilbert space  $\mathcal{H} = \mathcal{H}_1 \otimes \mathcal{H}_2$ , where one-particle observables are denoted by lowercase letters. Observables of the particle 1 and 2 are

$$\mathbf{r}_1, \mathbf{p}_1, \mathbf{v}_1, \mathbf{j}_1, \mathbf{s}_1, h_1, \dots \quad (10.5)$$

$$\mathbf{r}_2, \mathbf{p}_2, \mathbf{v}_2, \mathbf{j}_2, \mathbf{s}_2, h_2, \dots \quad (10.6)$$

i.e., position, momentum, velocity, angular momentum, spin, energy,..., respectively.

Transformations of these observables between reference frames  $O$  and  $O'$  should be found by the general rule outlined in subsection 3.2.4. Suppose that observers  $O$  and  $O'$  are related by an inertial transformation (e.g., boost) which is described by an (Hermitian) generator  $F$  and parameter  $b$ . If  $g$  is an observable (a Hermitian operator) of a particle in the reference frame  $O$ , and  $g(b)$  is the same observable in the reference frame  $O'$  then we can use eqs. (3.7) and (E.13)

$$g(b) = e^{\frac{i}{\hbar} F b} g e^{-\frac{i}{\hbar} F b}$$

---

<sup>13</sup>The simplest example of an event is an intersection of trajectories of two particles.

<sup>14</sup>i.e., the relationship between space-time coordinates  $(t, \mathbf{r})$  measured in the reference frame at rest  $O$  and space-time coordinates  $(t', \mathbf{r}')$  measured in the moving reference frame  $O'$

$$= g + \frac{ib}{\hbar}[F, g] - \frac{b^2}{2!\hbar}[F, [F, g]] + \dots \quad (10.7)$$

Direct use of this formula is somewhat difficult, because event localization does not have an absolute meaning in quantum mechanics. If observer  $O$  registers a localized event (or particles constituting this event), then other observers may disagree that the event is localized or that it has occurred at all. Examples of such a behavior were discussed in subsections 5.3.3, 10.1.2, and 10.1.3. Thus boost transformations should be applied only to expectation values of positions. So, in the rest of this chapter we will work in the classical limit, where particle localization and trajectories can be unambiguously defined. Then we will interpret (10.5) and (10.6) as numerical (expectation) values of observables in quasiclassical states. And instead of operator equation (10.7) with commutators we will use its classical analog, where transformations of expectation values are computed with the help of Poisson brackets (5.50)

$$g(b) \approx g + b[F, g]_P + \frac{b^2}{2!}[F, [F, g]_P]_P + \dots$$

In order to perform calculations with this formula one requires two major things. First, one needs to know expressions for Poincaré generators  $F$  in terms of one-particle observables (10.5) - (10.6). This is equivalent to having a full dynamical description of the system.<sup>15</sup> Second, one needs to know Poisson brackets between all one-particle observables (10.5) - (10.6). This is an easier problem, which has been solved already in chapters 4 and 5 and in section 6.1. In particular, we found there that observables of different particles always have vanishing Poisson brackets. The Poisson brackets for observables referring to the same particle are

$$[r_i, r_j]_P = [p_i, p_j]_P = [r_i, s_j]_P = [p_i, s_j]_P = 0 \quad (10.8)$$

$$[r_i, p_j]_P = \delta_{ij} \quad (10.9)$$

$$[s_i, s_j]_P = \sum_{c=1}^3 \epsilon_{ijk} s_k \quad (10.10)$$

---

<sup>15</sup>In chapters 11 - 13 we will consider several examples of realistic systems in which such a full, albeit approximate, description is possible.

$$[p_i, h]_P = [s_i, h]_P = 0 \quad (10.11)$$

$$[r_i, h]_P = \frac{p_i c^2}{h} \quad (10.12)$$

### 10.2.2 Non-interacting particles

First we assume that the two particles 1 and 2 are non-interacting, so that generators of inertial transformations in the Hilbert space  $\mathcal{H}$  are

$$H_0 = h_1 + h_2 \quad (10.13)$$

$$\mathbf{P}_0 = \mathbf{p}_1 + \mathbf{p}_2 \quad (10.14)$$

$$\mathbf{J}_0 = \mathbf{j}_1 + \mathbf{j}_2 \quad (10.15)$$

$$\mathbf{K}_0 = \mathbf{k}_1 + \mathbf{k}_2 \quad (10.16)$$

The trajectory of the particle 1 in the reference frame  $O$  is obtained from the usual formula (4.52) for time dependence

$$\begin{aligned} \mathbf{r}_1(t) &= e^{\frac{i}{\hbar} H_0 t} \mathbf{r}_1 e^{-\frac{i}{\hbar} H_0 t} \\ &= e^{\frac{i}{\hbar} (h_1 + h_2) t} \mathbf{r}_1 e^{-\frac{i}{\hbar} (h_1 + h_2) t} \\ &= e^{\frac{i}{\hbar} h_1 t} \mathbf{r}_1 e^{-\frac{i}{\hbar} h_1 t} \\ &\approx \mathbf{r}_1 + t[h_1, \mathbf{r}_1]_P + \frac{t^2}{2!}[h_1, [h_1, \mathbf{r}_1]_P]_P + \dots \\ &= \mathbf{r}_1 + \mathbf{v}_1 t \end{aligned} \quad (10.17)$$

Applying boost transformations to (10.17), and taking into account (4.54) - (4.56) and (4.58) we find the trajectory of the particle 1 in the reference frame  $O'$  moving with the speed  $v = c \tanh \theta$  along the  $x$ -axis

$$r_{1x}(\theta, t') = \beta \left( \frac{r_{1x}}{\cosh \theta} + (v_{1x} - v)t' \right) \quad (10.18)$$

$$r_{1y}(\theta, t') = \beta \left( r_{1y} - \frac{j_{1z}v}{h_1} + \frac{v_{1y}t'}{\cosh \theta} \right) \quad (10.19)$$

$$r_{1z}(\theta, t') = \beta \left( r_{1z} + \frac{j_{1y}v}{h_1} + \frac{v_{1z}t'}{\cosh \theta} \right) \quad (10.20)$$

where we denoted  $\beta \equiv (1 - v_{1x}vc^{-2})^{-1}$ . Similar formulas are valid for the particle 2.

The important feature of these formulas is that inertial transformations for particle observables are completely independent on the presence of other particles in the system, e.g. formulas for  $\mathbf{r}_1(\theta, t')$  do not depend on observables of the particle 2. This is hardly surprising, since the particles were assumed to be non-interacting.

### 10.2.3 Lorentz transformations for non-interacting particles

For classical non-interacting particles discussed so far in this section, there is one especially obvious type of event well localized in both space and time: the intersection of particle trajectories.

Suppose that linear trajectories of two particles intersect, i.e. there is a time instant  $t$  such that  $\mathbf{r}_1(t) = \mathbf{r}_2(t)$ . Then we can define a localized event whose space-time coordinates in the reference frame  $O$  are  $t$  and

$$\begin{aligned} x &\equiv r_{1x}(t) = r_{2x}(t) \\ y &\equiv r_{1y}(t) = r_{2y}(t) \\ z &\equiv r_{1z}(t) = r_{2z}(t) \end{aligned}$$

Apparently, the two trajectories intersect from the point of view of the moving observer  $O'$  as well. So  $O'$  also sees this event. Now, the question is: *what are the space-time coordinates of the event seen by  $O'$ ?* The answer to this question is given by the following theorem.

**Theorem 10.1 (Lorentz transformations for time and position)** *For events defined as intersections of trajectories of non-interacting particles, the Lorentz transformations for time and position (J.2) - (J.5) are exactly valid.*

**Proof.** Let us first prove that Lorentz formulas (J.2) - (J.5) are correct transformations for the trajectory of the particle 1 between reference frames  $O$  and  $O'$ . For simplicity, we will consider only the case in which the particle is moving along the  $x$ -axis:  $r_{1y}(t) = r_{1z}(t) = v_{1y} = v_{1z} = 0$ . (More general situations can be analyzed similarly.) Then we can neglect the  $y$ - and  $z$ -coordinates in our proof. So, we need to prove that

$$\begin{aligned}
r_{1x}(\theta, t') &= r_{1x}(0, t) \cosh \theta - ct \sinh \theta \\
&= (r_{1x} + v_{1x}t) \cosh \theta - ct \sinh \theta
\end{aligned} \tag{10.21}$$

where

$$t' = t \cosh \theta - \frac{1}{c} r_{1x}(t) \sinh \theta \tag{10.22}$$

To do that we calculate the difference between the right hand sides of eqs (10.18) and (10.21) with  $t'$  taken from (10.22) and using  $v = c \tanh \theta$

$$\begin{aligned}
& \frac{\beta r_{1x}}{\cosh \theta} + (v_{1x} - v)\beta(t \cosh \theta - c^{-1}(r_{1x} + v_{1x}t) \sinh \theta) \\
& - (r_{1x} + v_{1x}t) \cosh \theta + ct \sinh \theta \\
& = \frac{\beta}{\cosh \theta} [r_{1x} + v_{1x}t \cosh^2 \theta - vt \cosh^2 \theta - v_{1x}r_{1x}/c \sinh \theta \cosh \theta \\
& + vr_{1x}/c \sinh \theta \cosh \theta - v_{1x}^2 t/c \sinh \theta \cosh \theta + vv_{1x}t/c \sinh \theta \cosh \theta \\
& - r_{1x} \cosh^2 \theta + r_{1x}v_{1x}vc^{-2} \cosh^2 \theta - v_{1x}t \cosh^2 \theta + v_{1x}^2 tv c^{-2} \cosh^2 \theta + ct \sinh \theta \cosh \theta \\
& - v_{1x}vt/c \sinh \theta \cosh \theta] \\
& = \frac{\beta}{\cosh \theta} [r_{1x} - vt \cosh^2 \theta - v_{1x}r_{1x}/c \sinh \theta \cosh \theta \\
& + vr_{1x}/c \sinh \theta \cosh \theta - v_{1x}^2 t/c \sinh \theta \cosh \theta \\
& - r_{1x} \cosh^2 \theta + r_{1x}v_{1x}vc^{-2} \cosh^2 \theta + v_{1x}^2 tv c^{-2} \cosh^2 \theta + ct \sinh \theta \cosh \theta] \\
& = \frac{\beta}{\cosh \theta} [r_{1x} - ct \sinh \theta \cosh \theta - v_{1x}r_{1x}/c \sinh \theta \cosh \theta \\
& + r_{1x} \sinh^2 \theta - v_{1x}^2 t/c \sinh \theta \cosh \theta \\
& - r_{1x} \cosh^2 \theta + r_{1x}v_{1x}/c \sinh \theta \cosh \theta + v_{1x}^2 t/c \sinh \theta \cosh \theta + ct \sinh \theta \cosh \theta] \\
& = 0
\end{aligned}$$

Therefore, boost-transformed trajectory of the particle 1 (10.18) is consistent with Lorentz formulas (J.2) and (J.3). The same is true for the particle 2. This implies that times and positions of events defined as intersections of linear trajectories of non-interacting particles also undergo Lorentz transformations (J.2) - (J.5) when the reference frame is boosted. ■

### 10.2.4 Interacting particles

This time we will assume that the two-particle system is interacting. This means that the unitary representation  $U_g$  of the Poincaré group in  $\mathcal{H}$  is different from the non-interacting representation  $U_g^0$  with generators (10.13) - (10.16). Generally, we can write generators of  $U_g$  as

$$H = h_1 + h_2 + V(\mathbf{r}_1, \mathbf{p}_1, \mathbf{r}_2, \mathbf{p}_2) \quad (10.23)$$

$$\mathbf{P} = \mathbf{p}_1 + \mathbf{p}_2 + \mathbf{U}(\mathbf{r}_1, \mathbf{p}_1, \mathbf{r}_2, \mathbf{p}_2) \quad (10.24)$$

$$\mathbf{J} = \mathbf{j}_1 + \mathbf{j}_2 + \mathbf{Y}(\mathbf{r}_1, \mathbf{p}_1, \mathbf{r}_2, \mathbf{p}_2) \quad (10.25)$$

$$\mathbf{K} = \mathbf{k}_1 + \mathbf{k}_2 + \mathbf{Z}(\mathbf{r}_1, \mathbf{p}_1, \mathbf{r}_2, \mathbf{p}_2) \quad (10.26)$$

where  $V, \mathbf{U}, \mathbf{Y}$ , and  $\mathbf{Z}$  are interaction terms that are functions of one-particle observables. One goal of this section is to find out more about the interaction terms  $V, \mathbf{U}, \mathbf{Y}$ , and  $\mathbf{Z}$ , e.g., to see if some of these terms are zero. In other words, we would like to understand if one can find an observational evidence about the relativistic form of dynamics in nature.

### 10.2.5 Time translations in interacting systems

By definition, interaction is a modification of the time evolution of the system as compared to the non-interacting time evolution. We estimate the strength of interaction between particles by how much their trajectories deviate from the uniform straight-line movement (10.17). Therefore in any realistic form of dynamics the Hamiltonian - the generator of time translations - should contain a non-vanishing interaction  $V$ , and we can discard as unphysical any form of dynamics in which  $V = 0$ . Then the time evolution of the position of particle 1 is

$$\begin{aligned} \mathbf{r}_1(t) &= e^{\frac{i}{\hbar} H t} \mathbf{r}_1 e^{-\frac{i}{\hbar} H t} \\ &= e^{\frac{i}{\hbar} (h_1 + h_2 + V) t} \mathbf{r}_1 e^{-\frac{i}{\hbar} (h_1 + h_2 + V) t} \\ &\approx \mathbf{r}_1 + t[h_1 + V, \mathbf{r}_1]_P + \frac{t^2}{2}[(h_1 + h_2 + V), [h_1 + V, \mathbf{r}_1]_P]_P + \dots \\ &= \mathbf{r}_1 + \mathbf{v}_1 t + t[V, \mathbf{r}_1]_P + \frac{t^2}{2}[V, \mathbf{v}_1]_P + \frac{t^2}{2}[(h_1 + h_2), [V, \mathbf{r}_1]_P]_P \\ &\quad + \frac{t^2}{2}[V, [V, \mathbf{r}_1]_P]_P + \dots \end{aligned} \quad (10.27)$$

In the simplest case when interaction  $V$  commutes with particle positions, and in the non-relativistic approximation<sup>16</sup>  $\mathbf{v}_1 \approx \mathbf{p}_1/m_1$  this formula simplifies

$$\begin{aligned}\mathbf{r}_1(t) &\approx \mathbf{r}_1 + \mathbf{v}_1 t - \frac{t^2}{2m_1} \frac{\partial V}{\partial \mathbf{r}_1} + \dots \\ &= \mathbf{r}_1 + \mathbf{v}_1 t + \frac{\mathbf{f}_1 t^2}{2m_1} + \dots \\ &= \mathbf{r}_1 + \mathbf{v}_1 t + \frac{\mathbf{a}_1 t^2}{2} + \dots\end{aligned}$$

where we denoted

$$\mathbf{f}_1(\mathbf{r}_1, \mathbf{p}_1, \mathbf{r}_2, \mathbf{p}_2) \equiv -\frac{\partial V(\mathbf{r}_1, \mathbf{p}_1, \mathbf{r}_2, \mathbf{p}_2)}{\partial \mathbf{r}_1}$$

the *force* with which particle 2 acts on the particle 1. The vector  $\mathbf{a}_1 \equiv \mathbf{f}_1/m_1$  can be interpreted as *acceleration* of the particle 1 in agreement with the Newton's second law of mechanics. The trajectory  $\mathbf{r}_1(t)$  of the particle 1 depends in a non-trivial way on the trajectory  $\mathbf{r}_2(t)$  of the particle 2 and on interaction  $V$ . The same can be said about the trajectory of the particle 2. Curved trajectories of particles 1 and 2 are definitely observable in macroscopic experiments.<sup>17</sup> However, this interacting time evolution, by itself, cannot tell us which form of relativistic dynamics is responsible for the interaction. Other types of inertial transformations should be examined in order to make this determination.

---

<sup>16</sup>These simplifications are not material for our argument, and more general relativistic interactions can be considered in a similar way.

<sup>17</sup>In order to directly see interaction corrections to particle trajectories in (10.27), the range of interaction should be larger than the spatial resolution of instruments. This condition is certainly true for particles interacting via long-range forces, such as electromagnetism or gravity, and there are plenty of examples of macroscopic systems in which a non-trivial interacting dynamics (10.27) is directly observed. However, interaction corrections in eq. (10.27) are not always observable. In the case of systems governed by short-range interactions such as strong nuclear forces, the interacting dynamics (10.27) takes place only when the distance between two nucleons is less than  $10^{-13}$  cm. In this case it is virtually impossible to measure particle positions  $\mathbf{r}_1(t)$  and  $\mathbf{r}_2(t)$  separately. At larger distances the nucleons do not interact, and the time evolution of their observables becomes trivial (10.17). In this case the presence of interaction between particles becomes evident only through scattering effects or formation of bound states.

As an example, in this section we will explain which experimental measurements should be performed to tell apart two popular forms of dynamics: the instant form

$$H = h_1 + h_2 + V \quad (10.28)$$

$$\mathbf{P} = \mathbf{p}_1 + \mathbf{p}_2 \quad (10.29)$$

$$\mathbf{J} = \mathbf{j}_1 + \mathbf{j}_2 \quad (10.30)$$

$$\mathbf{K} = \mathbf{k}_1 + \mathbf{k}_2 + \mathbf{Z} \quad (10.31)$$

and the point form

$$H = h_1 + h_2 + V \quad (10.32)$$

$$\mathbf{P} = \mathbf{p}_1 + \mathbf{p}_2 + \mathbf{U} \quad (10.33)$$

$$\mathbf{J} = \mathbf{j}_1 + \mathbf{j}_2 \quad (10.34)$$

$$\mathbf{K} = \mathbf{k}_1 + \mathbf{k}_2 \quad (10.35)$$

### 10.2.6 Boost transformations in interacting systems

Similar to the above analysis of time translations, we can examine boost transformations. For interactions in the point form (10.32) - (10.35), the potential boost  $\mathbf{Z}$  is zero, so boost transformation of position and velocity are the same as in the non-interacting case<sup>18</sup>

$$\begin{aligned} r_{1x}(\theta) &= e^{-\frac{i}{\hbar}(K_0)_x c\theta} r_{1x} e^{\frac{i}{\hbar}(K_0)_x c\theta} \\ &= e^{-\frac{i}{\hbar}k_{1x}c\theta} r_{1x} e^{\frac{i}{\hbar}k_{1x}c\theta} \\ &\approx r_{1x} - [k_{1x}, r_{1x}]_P + \dots \\ &= \frac{r_{1x}}{\cosh \theta (1 - v_{1x} v c^{-2})} \end{aligned} \quad (10.36)$$

$$\begin{aligned} v_{1x}(\theta) &= e^{-\frac{i}{\hbar}(K_0)_x c\theta} v_{1x} e^{\frac{i}{\hbar}(K_0)_x c\theta} \\ &= e^{-\frac{i}{\hbar}k_{1x}c\theta} v_{1x} e^{\frac{i}{\hbar}k_{1x}c\theta} \\ &\approx v_{1x} - c\theta [k_{1x}, v_{1x}]_P + \dots \\ &= \frac{v_{1x} - v}{1 - v_{1x} v c^{-2}} \end{aligned} \quad (10.37)$$

---

<sup>18</sup>For simplicity, we consider only  $x$ -components here. For a general case, see (4.5) - (4.7) and (10.18) - (10.20).



On the other hand, in the instant form of dynamics generators of boosts are dynamical (10.31). Then the transformation of the position of the particle 1 to the moving reference frame is given by formula

$$\begin{aligned}
r_{1x}(\theta) &= e^{-\frac{i}{\hbar}K_x c\theta} r_{1x} e^{\frac{i}{\hbar}K_x c\theta} \\
&= e^{-\frac{i}{\hbar}((K_0)_x + Z_x)c\theta} r_{1x} e^{\frac{i}{\hbar}((K_0)_x + Z_x)c\theta} \\
&\approx r_{1x} - [k_{1x}, r_{1x}]_P - [Z_x, r_{1x}]_P + \dots \\
&= \frac{r_{1x}}{\cosh \theta (1 - v_{1x} v c^{-2})} - [Z_x, r_{1x}]_P + \dots \quad (10.38)
\end{aligned}$$

The first term on the right hand side is the same interaction-independent term as in (10.36). This term is responsible for the well-known relativistic effect of length contraction (J.6). The second term in (10.38) is a correction due to interaction with the particle 2. This correction depends on observables of both particles 1 and 2, and it makes boost transformations of particles' positions dependent in a non-trivial way on the state of the system and on interactions acting in the system. So, in the instant form of dynamics, there is a strong analogy between time translations and boosts of particle observables, which are both interaction-dependent.

In order to observe the relativistic effects of boosts described above, one would need measuring devices moving with very high speeds comparable to the speed of light. This presents enormous technical difficulties. So, boost transformations of particle positions have not been directly observed with sufficient accuracy to detect kinematical relativistic effects (10.36) and (J.6), let alone the deviations  $[Z_x, r_{1x}]_P$  due to interactions.

Similarly, we can consider boost transformations of velocity in the instant form of dynamics

$$\begin{aligned}
v_{1x}(\theta) &= e^{-\frac{i}{\hbar}K_x c\theta} v_{1x} e^{\frac{i}{\hbar}K_x c\theta} \\
&= e^{-\frac{i}{\hbar}((K_0)_x + Z_x)c\theta} v_{1x} e^{\frac{i}{\hbar}((K_0)_x + Z_x)c\theta} \\
&\approx v_{1x} - [k_{1x}, v_{1x}]_P - [Z_x, v_{1x}]_P + \dots \\
&= \frac{v_{1x} - v}{1 - v_{1x} v c^{-2}} - [Z_x, v_{1x}]_P + \dots \\
&\approx (v_{1x} - v) + \frac{v_{1x} v (v_{1x} - v)}{c^2} - [Z_x, v_{1x}]_P + \dots
\end{aligned}$$

The terms on the right hand side have clear physical meaning: The first term  $v_{1x} - v$  is the usual non-relativistic change of the velocity of the object in the moving reference frame. This is the most obvious effect of boosts that is visible in our everyday life. The second term is a relativistic correction that is valid for both interacting and non-interacting particles. This correction is contribution of the order  $(v/c)^2$  to the relativistic law of addition of velocities (4.5) - (4.7). Currently, there is abundant experimental evidence for the validity of this law.<sup>19</sup> The third term is a correction due to the interaction between particles 1 and 2. This effect has not been seen experimentally, because it is very difficult to perform accurate measurements of particle observables from fast moving reference frames.

To summarize, detailed measurements of boost transformations of particle observables are very difficult, and with the present level of experimental precision they cannot help us to decide which form of dynamics is active in any given physical system. Let us now turn to space translations and rotations.

### 10.2.7 Spatial translations and rotations

In both instant and point forms of dynamics, rotations are interaction-independent, so the term  $\mathbf{Y}$  in the generator of rotations (10.25) is zero, and rotation transformations of particle positions (and other observables) are exactly the same as in the non-interacting case, e.g.,

$$\begin{aligned} \mathbf{r}_1(\vec{\phi}) &= e^{-\frac{i}{\hbar}\mathbf{J}\cdot\vec{\phi}}\mathbf{r}_1e^{\frac{i}{\hbar}\mathbf{J}\cdot\vec{\phi}} \\ &= e^{-\frac{i}{\hbar}\mathbf{j}_1\cdot\vec{\phi}}\mathbf{r}_1e^{\frac{i}{\hbar}\mathbf{j}_1\cdot\vec{\phi}} \\ &= R_{\vec{\phi}}\mathbf{r}_1 \end{aligned} \tag{10.39}$$

This is in full agreement with experimental observations.

In the instant form of dynamics, space translations are interaction-independent as well

$$\begin{aligned} \mathbf{r}_1(\mathbf{a}) &= e^{-\frac{i}{\hbar}\mathbf{P}\cdot\mathbf{a}}\mathbf{r}_1e^{\frac{i}{\hbar}\mathbf{P}\cdot\mathbf{a}} \\ &= e^{-\frac{i}{\hbar}(\mathbf{p}_1+\mathbf{p}_2)\cdot\mathbf{a}}\mathbf{r}_1e^{\frac{i}{\hbar}(\mathbf{p}_1+\mathbf{p}_2)\cdot\mathbf{a}} \end{aligned}$$

---

<sup>19</sup>see subsection 10.3.2

$$\begin{aligned}
&= e^{-\frac{i}{\hbar} \mathbf{p}_1 \cdot \mathbf{a}} \mathbf{r}_1 e^{\frac{i}{\hbar} \mathbf{p}_1 \cdot \mathbf{a}} \\
&= \mathbf{r}_1 - \mathbf{a}
\end{aligned}$$

Again this result is supported by experimental observations and our common experience in various physical systems and in a wide range of values of the transformation parameter  $\mathbf{a}$ .

However, the point-form generator of space translations does depend on interaction (10.33), thus translations of the observer have a non-trivial effect on measured positions of interacting particles. For example, the action of a translation along the  $x$ -axis on the  $x$ -component of position of the particle 1 is

$$\begin{aligned}
r_{1x}(a) &= e^{-\frac{i}{\hbar} P_x a} r_{1x} e^{\frac{i}{\hbar} P_x a} \\
&= e^{-\frac{i}{\hbar} (p_{1x} + p_{2x} + U_x) a} r_{1x} e^{\frac{i}{\hbar} (p_{1x} + p_{2x} + U_x) a} \\
&= r_{1x} - a[(p_{1x} + U_x), r_{1x}]_P + \dots \\
&= r_{1x} - a - a[U_x, r_{1x}]_P + \dots
\end{aligned} \tag{10.40}$$

where the last term on the right hand side of (10.40) is an interaction correction. Such a correction has not been seen in experiments. However, there is no difficulty in arranging observations from reference frames displaced by large values of  $a$ . So, there are good reasons to believe that interaction dependence (10.40) has not been seen because it is non-existent.

Thus we conclude that the effect of space translations and rotations is independent on interactions in the system. This means that these transformations are kinematical as in the instant form

$$\mathbf{P} = \mathbf{P}_0 \tag{10.41}$$

$$\mathbf{J} = \mathbf{J}_0 \tag{10.42}$$

One important consequence of (10.41) and (10.42) is that boosts ought to be dynamical. Indeed, suppose that boosts are kinematical, i.e.,  $\mathbf{K} = \mathbf{K}_0$ . Then from commutator (3.57) we obtain

$$\begin{aligned}
H &= c^2 [K_x, P_x]_P \\
&= c^2 [(K_0)_x, (P_0)_x]_P \\
&= H_0
\end{aligned}$$

which means that  $V = 0$  and the system is non-interacting in disagreement with our assumption in the beginning of subsection 10.2.5. Therefore available experimental data imply that

**Postulate 10.2 (instant form of dynamics)** *The unitary representation of the Poincaré group acting in the Hilbert space of any interacting physical system belongs to the instant form of dynamics.*

In part I of this book<sup>20</sup> we tacitly assumed that the interacting representation of the Poincaré group belongs to the instant form. Now we see that this was a wise choice.

Our arguments used the assumption that one can observe particle trajectories while interaction takes place. As we discussed in footnote on page 391, this conclusion is appropriate only for long-range interactions, such as electromagnetic and gravitational. In these two cases the explicit forms of interacting boost operators will be written in (11.6) and (12.2), respectively. In chapter 13 we will show that Postulate 10.2 is also valid for short-range weak nuclear force, which is responsible for particle decays.

### 10.2.8 Physical inequivalence of forms of dynamics

Postulate 10.2 contradicts a widely shared belief that different forms of dynamics are physically equivalent. In the literature one can find examples of calculations performed in the instant, point, and front forms. The common assumption is that one can freely choose the form of dynamics which is more convenient. Where does this idea come from? There are two sources. The first source is the fact<sup>21</sup> that different forms of dynamics are scattering equivalent. The second source is the questionable assumption that all physically relevant information can be obtained from the  $S$ -matrix:

*If one adopts the point of view, first expressed by Heisenberg, that all experimental information about the physical world is ultimately deduced from scattering experiments and reduces to knowledge of certain elements of the scattering matrix (or the analogous classical quantity), then different dynamical theories which lead to the same  $S$ -matrix must be regarded as physically equivalent. S. N. Sokolov and A. N. Shatnii [7]*

---

<sup>20</sup>see, e.g., subsection 8.1.3

<sup>21</sup> explained in subsection 6.5.4

We already discussed in section 6.5 that having exact knowledge of the  $S$ -matrix one can easily calculate scattering cross-sections. Moreover, the energy levels and lifetimes of bound states are encoded in positions of poles of the  $S$ -matrix on the complex energy plane. It is true that in modern high energy physics experiments it is very difficult to measure anything beyond these data. This is the reason why scattering-theoretical methods play such an important role in particle physics. It is also true that in order to describe these data, we can choose any convenient form of dynamics, and a wide range of scattering-equivalent expressions for the Hamiltonian.<sup>22</sup>

However, it is definitely not true that the  $S$ -matrix provides a complete description of everything that can be observed. For example, the time evolution and other inertial transformations of particle observables discussed earlier in this section, cannot be described within the  $S$ -matrix formalism. A theoretical description of these phenomena requires exact knowledge of generators of the Poincaré group, in particular, the Hamiltonian. Two scattering equivalent Hamiltonians or two scattering-equivalent forms of dynamics (see subsection 6.5.4) may yield very different time evolution trajectories and different wave functions of bound states.

### 10.2.9 The “no interaction” theorem

The fact that boost generators are interaction-dependent has very important implications for relativistic effects in interacting systems. For example, consider a system of two interacting particles. The arguments used to prove Theorem 10.1 are no longer true in this case. Boost transformations of particle positions (10.38) contain interaction-dependent terms, which lead to deviations of space-time positions of events (intersections of trajectories of particles) from those predicted by Lorentz formulas (J.2) - (J.5). So, Lorentz transformations for trajectories of individual particles are no longer valid when particles interact.

The contradiction between the usually assumed “invariant world lines” and relativistic interactions was noticed a long time ago [65]. Currie, Jordan, and Sudarshan analyzed this problem in greater detail [45] and proved their famous theorem

---

<sup>22</sup>see subsections 6.5.3 and 6.5.4

**Theorem 10.3 (Currie, Jordan, and Sudarshan)** *In a two-particle system,<sup>23</sup> trajectories of particles obey Lorentz transformation formulas (J.2) - (J.5) if and only if the particles do not interact with each other.*

**Proof.** We have demonstrated in Theorem 10.1 that trajectories of non-interacting particles do transform by Lorentz formulas. So, we only need to prove the reverse statement.

In our proof we will need to study inertial transformations of particle observables (position  $\mathbf{r}$  and momentum  $\mathbf{p}$ ), with respect to time translations and boosts. In particular, given observables  $\mathbf{r}(0, t)$  and  $\mathbf{p}(0, t)$  at time  $t$  in the reference frame  $O$ , we would like to find observables  $\mathbf{r}(\theta, t')$  and  $\mathbf{p}(\theta, t')$  in the moving reference frame  $O'$ , where time  $t'$  is measured by its clock. As before, we will assume that  $O'$  is moving relative to  $O$  with velocity  $v = c \tanh \theta$  directed along the  $x$ -axis.

Our plan is similar to the proof of Theorem 10.1. We will compare formulas for  $\mathbf{r}(\theta, t')$  and  $\mathbf{p}(\theta, t')$  obtained by two methods. In the first method, we will use Lorentz transformations of special relativity. In the second method, we will apply interacting unitary operators of time translation and boost to  $\mathbf{r}$  and  $\mathbf{p}$ .<sup>24</sup> Our goal is to show that these two methods give different results. It is sufficient to demonstrate that the difference occurs already in the term linear with respect to  $t'$  and  $\theta$ . So, we will work in this approximation.

Let us apply the first method (i.e., traditional Lorentz formulas). From eqs. (J.2) - (J.5) and (4.3) we obtain the following transformations for the position and momentum of the particle 1 (formulas for the particle 2 are similar)

$$r_{1x}(\theta, t') \approx r_{1x}(0, t) - ct\theta \quad (10.43)$$

$$r_{1y}(\theta, t') = r_{1y}(0, t) \quad (10.44)$$

$$r_{1z}(\theta, t') = r_{1z}(0, t) \quad (10.45)$$

$$p_{1x}(\theta, t') \approx p_{1x}(0, t) - \frac{1}{c}h_1(0, t)\theta \quad (10.46)$$

$$p_{1y}(\theta, t') = p_{1y}(0, t) \quad (10.47)$$

$$p_{1z}(\theta, t') = p_{1z}(0, t) \quad (10.48)$$

---

<sup>23</sup>This theorem can be proven for many-particle systems as well. We limit ourselves to two particles in order to simplify the proof.

<sup>24</sup>This is similar to our derivation of (10.18) - (10.20), where non-interacting transformations were used.

$$t' \approx t - \frac{\theta}{c} r_{1x}(0, t) \quad (10.49)$$

We can rewrite eq. (10.43) without changing the accuracy of the first order in  $t'$  and  $\theta$

$$\begin{aligned} r_{1x}(\theta, t') &= r_{1x}(0, t' + \frac{r_{1x}(0, t)}{c}\theta) - (t' + \frac{r_{1x}(t)}{c}\theta)c\theta \\ &\approx r_{1x}(0, t') + \frac{1}{c} \frac{dr_{1x}(0, t')}{dt'} r_{1x}(0, t)\theta - c\theta t' \\ &\approx r_{1x}(0, t') + \frac{1}{c} \frac{dr_{1x}(0, t')}{dt'} r_{1x}(0, t')\theta - c\theta t' \end{aligned} \quad (10.50)$$

Next we use the second method (i.e., the direct application of time translations and boosts)

$$\begin{aligned} r_{1x}(\theta, t') &= e^{-\frac{i}{\hbar}K_x c\theta} e^{\frac{i}{\hbar}Ht'} e^{\frac{i}{\hbar}K_x c\theta} e^{-\frac{i}{\hbar}K_x c\theta} r_{1x}(0, 0) e^{\frac{i}{\hbar}K_x c\theta} e^{-\frac{i}{\hbar}K_x c\theta} e^{-\frac{i}{\hbar}Ht'} e^{\frac{i}{\hbar}K_x c\theta} \\ &= e^{\frac{i}{\hbar}Ht' \cosh \theta} e^{-\frac{ic}{\hbar}P_x t' \sinh \theta} e^{-\frac{i}{\hbar}K_x c\theta} r_{1x}(0, 0) e^{\frac{i}{\hbar}K_x c\theta} e^{\frac{ic}{\hbar}P_x t' \sinh \theta} e^{-\frac{i}{\hbar}Ht' \cosh \theta} \\ &\approx e^{\frac{i}{\hbar}Ht'} e^{-\frac{ic}{\hbar}P_x t' \theta} (r_{1x}(0, 0) - c\theta[r_{1x}(0, 0), K_x]_P) e^{\frac{ic}{\hbar}P_x t' \theta} e^{-\frac{i}{\hbar}Ht'} \\ &= e^{\frac{i}{\hbar}Ht'} (r_{1x}(0, 0) - c\theta t' - c\theta[r_{1x}(0, 0), K_x]_P) e^{-\frac{i}{\hbar}Ht'} \\ &= r_{1x}(0, t') - c\theta[r_{1x}(0, t'), K_x(t')]_P - c\theta t' \end{aligned} \quad (10.51)$$

$$\begin{aligned} p_{1x}(\theta, t') &= e^{\frac{i}{\hbar}Ht' \cosh \theta} e^{-\frac{ic}{\hbar}P_x t' \sinh \theta} e^{-\frac{i}{\hbar}K_x c\theta} p_{1x}(0, 0) e^{\frac{i}{\hbar}K_x c\theta} e^{\frac{ic}{\hbar}P_x t' \sinh \theta} e^{-\frac{i}{\hbar}Ht' \cosh \theta} \\ &\approx e^{\frac{i}{\hbar}Ht'} e^{-\frac{ic}{\hbar}P_x t' \theta} (p_{1x}(0, 0) - c\theta[p_{1x}(0, 0), K_x]_P) e^{\frac{ic}{\hbar}P_x t' \theta} e^{-\frac{i}{\hbar}Ht'} \\ &\approx e^{\frac{i}{\hbar}Ht'} (p_{1x}(0, 0) - c\theta[p_{1x}(0, 0), K_x]_P) e^{-\frac{i}{\hbar}Ht'} \\ &= p_{1x}(0, t') - c\theta[p_{1x}(0, t'), K_x(t')]_P \end{aligned} \quad (10.52)$$

If results of both methods were identical, then comparing (10.50) and (10.51) we would obtain

$$\frac{1}{c} \frac{dr_{1x}(0, t)}{dt} r_{1x}(0, t)\theta = -c\theta[r_{1x}(0, t), K_x(t)]_P$$

or using  $\frac{dr_{1x}}{dt} = [r_{1x}, H]_P = \frac{\partial H}{\partial p_{1x}}$  and  $[r_{1x}, K_x]_P = \frac{\partial K_x}{\partial p_{1x}}$

$$c^2 \frac{\partial K_x}{\partial p_{1x}} = -r_x \frac{\partial H}{\partial p_{1x}}$$

Similar arguments lead us to the general case ( $i, j = 1, 2, 3$ )

$$c^2 \frac{\partial K_j}{\partial p_{1i}} = -r_j \frac{\partial H}{\partial p_{1i}} \quad (10.53)$$

Similarly, comparing eqs. (10.52) and (10.46) we would get

$$\begin{aligned} p_{1x}(0, t) - \frac{h_1(0, t)\theta}{c} &= p_{1x}(0, t - \frac{r_{1x}(0, t)}{c}\theta) - c\theta[p_{1x}(0, t'), K_x(t')]_P \\ &\approx p_{1x}(0, t) - \frac{r_{1x}(0, t)\theta}{c} \frac{\partial p_{1x}(0, t)}{\partial t} - c\theta[p_{1x}(0, t'), K_x(t')]_P \\ &\approx p_{1x}(0, t) - \frac{r_{1x}(0, t)\theta}{c} [p_{1x}(0, t), H]_P - c\theta[p_{1x}(0, t), K_x(t)]_P \end{aligned}$$

From which we obtain

$$c^2 [p_{1x}, K_x]_P = -r_{1x} [p_{1x}, H]_P + h_1$$

and in the general case ( $i, j = 1, 2, 3$ )

$$c^2 \frac{\partial K_j}{\partial r_{1i}} = -r_{1j} \frac{\partial H}{\partial r_{1i}} + \delta_{ij} h_1 \quad (10.54)$$

Putting eqs. (10.53) - (10.54) together, we conclude that if trajectories of interacting particles transform by Lorentz, then the following equations must be valid

$$c^2 \frac{\partial K_k}{\partial \mathbf{p}_1} = -r_{1k} \frac{\partial H}{\partial \mathbf{p}_1} \quad (10.55)$$

$$c^2 \frac{\partial K_k}{\partial \mathbf{p}_2} = -r_{2k} \frac{\partial H}{\partial \mathbf{p}_2} \quad (10.56)$$

$$c^2 \frac{\partial K_k}{\partial r_{1i}} = -r_{1k} \frac{\partial H}{\partial r_{1i}} + \delta_{ik} h_1 \quad (10.57)$$

$$c^2 \frac{\partial K_k}{\partial r_{2i}} = -r_{2k} \frac{\partial H}{\partial r_{2i}} + \delta_{ik} h_2 \quad (10.58)$$

Our next goal is to show that these equations lead to a contradiction. Taking derivatives of (10.55) by  $\mathbf{p}_2$  and (10.56) by  $\mathbf{p}_1$  and subtracting them we obtain



$$\frac{\partial^2 H}{\partial \mathbf{p}_2 \partial \mathbf{p}_1} = 0$$

In a similar way we get

$$\begin{aligned}\frac{\partial^2 H}{\partial \mathbf{r}_2 \partial \mathbf{r}_1} &= 0 \\ \frac{\partial^2 H}{\partial \mathbf{r}_2 \partial \mathbf{p}_1} &= 0 \\ \frac{\partial^2 H}{\partial \mathbf{p}_2 \partial \mathbf{r}_1} &= 0\end{aligned}$$

The only non-zero cross-derivatives are

$$\begin{aligned}\frac{\partial^2 H}{\partial \mathbf{p}_1 \partial \mathbf{r}_1} &\neq 0 \\ \frac{\partial^2 H}{\partial \mathbf{p}_2 \partial \mathbf{r}_2} &\neq 0\end{aligned}$$

Therefore, only pairs of arguments  $(\mathbf{p}_1, \mathbf{r}_1)$  and  $(\mathbf{p}_2, \mathbf{r}_2)$  are allowed to be together in  $H$ , and we can represent the full Hamiltonian in the form

$$H = H_1(\mathbf{p}_1, \mathbf{r}_1) + H_2(\mathbf{p}_2, \mathbf{r}_2)$$

From the Poisson bracket with the total momentum we obtain

$$\begin{aligned}0 &= [\mathbf{P}, H]_P \\ &= [\mathbf{p}_1 + \mathbf{p}_2, H]_P \\ &= -\frac{\partial H_1(\mathbf{p}_1, \mathbf{r}_1)}{\partial \mathbf{r}_1} - \frac{\partial H_2(\mathbf{p}_2, \mathbf{r}_2)}{\partial \mathbf{r}_2}\end{aligned}\tag{10.59}$$

Since two terms on the right hand side of (10.59) depend on different variables, we must have

$$\frac{\partial H_1(\mathbf{p}_1, \mathbf{r}_1)}{\partial \mathbf{r}_1} = -\frac{\partial H_2(\mathbf{p}_2, \mathbf{r}_2)}{\partial \mathbf{r}_2} = \mathbf{C}$$

where  $\mathbf{C}$  is a constant vector. Then the Hamiltonian can be written in the form

$$H = H_1(\mathbf{p}_1) + H_2(\mathbf{p}_2) + \mathbf{C}(\mathbf{r}_1 - \mathbf{r}_2)$$

To ensure the cluster separability of the interaction we must set  $\mathbf{C} = 0$ . Then the Hamiltonian  $H = H_1(\mathbf{p}_1) + H_2(\mathbf{p}_2)$  does not contain terms depending on observables of both particles, and the force acting on the particle 1 vanishes

$$\begin{aligned} \mathbf{f}_1 &= \frac{\partial \mathbf{p}_1}{\partial t} \\ &= [\mathbf{p}_1, H]_P \\ &= [\mathbf{p}_1, H_1(\mathbf{p}_1)]_P \\ &= 0 \end{aligned}$$

The same is true for the force acting on the particle 2. ■

This theorem shows that if particles have Lorentz-invariant “worldlines”, then they are not interacting. In special relativity, Lorentz transformations are assumed to be exact and universally valid (see Assertion J.1). Then the theorem leads to the absurd conclusion that inter-particle interactions are impossible. This justifies the common name “no-interaction theorem”. Of course, it is absurd to think that there are no interactions in nature. So, in current literature there are two interpretations of this result. One interpretation is that the Hamiltonian dynamics cannot properly describe interactions. Then a variety of non-Hamiltonian versions of dynamics were suggested. In some of them, the manifest covariance of trajectories is enforced [62, 63, 64]. Another view is that variables  $\mathbf{r}$  and  $\mathbf{p}$  do not describe real observables of particle positions and momenta, or even that the notion of particles themselves becomes irrelevant in quantum field theory. Quite often the Currie-Jordan-Sudarshan theorem is considered as evidence for the field-based approach to interactions [152].

However, we reject both these explanations. The non-Hamiltonian versions of particle dynamics contradict fundamental postulates of relativistic

quantum theory, which were formulated and analyzed earlier in this book. We also would like to stick to the idea that physical world is described by particles with well-defined positions, momenta, spins, etc. The physical particles interact via instantaneous potentials obtained in the dressed particle approach to QFT. So, for us the only way out of the paradox is to admit that Lorentz transformations of special relativity are not applicable to observables of interacting particles, as we discussed earlier in this section. Then from our point of view, it is more accurate to call Theorem 10.3 the “no-Lorentz-transformation theorem”. The theorem simply confirms our earlier conclusion that boost transformations are not kinematical and not universal. In contradiction to the special-relativistic Assertion J.1, boost transformations of observables of individual particles should depend on the observed system, its state, and on interactions acting in the system. So, boost transformations are dynamical.

## 10.3 “Time dilation” in decays

In this section we would like to discuss the physical significance of our conclusion about the dynamical character of boosts and its contradiction with Lorentz transformations of Einstein’s special relativity. In subsection 10.3.1 we will analyze existing proofs of Lorentz transformations and show that these proofs do not apply to observables of interacting particles. In subsection 10.3.2 we are going to discuss experimental verifications of special relativity. We will see that in most cases these experiments are not designed to observe the action of boosts on observables of interacting particles. So, these experiments cannot tell our theory from special relativity. In subsections 10.3.3 and 10.3.4 we will suggest that such fundamental assertions of relativistic theories as the manifest covariance and the 4-dimensional unification of space and time into one Minkowski space-time continuum should be revisited.

### 10.3.1 On “derivations” of Lorentz transformations

Einstein based his special relativity [153] on two postulates. One of them was the principle of relativity. The other was the independence of the speed of light on the velocity of the source and/or observer. Both these statements remain true in our theory as well (see our Postulate 1.1 and Statement 5.2).

Then Einstein discussed a series of thought experiments with measuring rods, clocks, and light rays, which demonstrated the relativity of simultaneity, the length contraction of moving rods, and the reduction of rate of moving clocks. These observations were formalized in Lorentz formulas (J.2) - (J.5), which connect the times and positions of a localized event in different moving reference frames. As we demonstrated in Theorem 10.1, our approach leads to exactly the same Lorentz transformations for events associated with non-interacting particles. So far our approach and special relativity are in complete agreement.

Note that although the Einstein's relativity postulate has a universal applicability to all kinds of events and processes, his "invariance of the speed of light" postulate is only relevant to freely propagating light pulses. So, strictly speaking, all conclusions made in [153] can be applied only to space and time coordinates of events (such as intersections of light pulses) related in some way to the propagation of light.<sup>25</sup> Nevertheless, in his work Einstein tacitly assumed that the same conclusions could be extended to all events independent on their physical nature and on involved interactions (Assertion J.1). However, there are no compelling theoretical reasons to believe in this Assertion. This is where our approach deviates from the path of special relativity. We do not accept Assertion J.1. Instead, we derive boost transformations of particle observables in interacting systems from standard formulas of relativistic quantum theory.<sup>26</sup> Working in the instant form of relativistic dynamics and taking into account the interaction dependence of boost generators we concluded in section 10.2 that boost transformations of particle observables are not given by universal Lorentz formulas (J.2) - (J.5). In contrast to special relativity, these transformations should depend on the state of the observed multiparticle system and on interactions acting there.

There is a significant number of publications which claim that Lorentz transformation formulas (J.2) - (J.5) can be derived even without using the Einstein's second postulate (see [154, 155, 156, 157, 158] and references cited therein). There are two common features in these derivations, which we find troublesome. First, they assume an abstract (i.e., independent on real phys-

---

<sup>25</sup>It is true that Lorentz transformations were successfully applied by Einstein to electric and magnetic fields in Maxwell's electrodynamics, which is a theory involving charged interacting particles. However, as we discuss in section 11.2, tremendous empirical success of this theory is not a guarantee that this is an exact classical description of electromagnetic phenomena.

<sup>26</sup>see subsection 3.2.4

ical processes and interactions) nature of events occupying space-time points  $(t, x, y, z)$ . Second, they postulate the isotropy and homogeneity of space around these points. It is true that these assumptions imply linear universal character of Lorentz transformations, and, after some algebra, specific expressions (J.2) - (J.5) follow. The main problem with these approaches is that in physics we should be interested in transformations of observables of real interacting particles, not of abstract space-time points. One cannot make an assumption that transformations of these observables are completely independent of what occurs in the space surrounding the particle and what are interactions of this particle with the rest of the observed system. One can reasonably assume that all directions in space are exactly equivalent for a single isolated particle [158], but this is not at all obvious when the particle participates in interactions.

Suppose that we have two interacting particles 1 and 2 at some distance from each other. Suppose that we want to derive boost transformations for observables of the particle 1. Clearly, for this particle different directions in space are not equivalent: For example, the direction pointing to the particle 2 is different from other directions. So, the assumption of the spatial isotropy cannot be applied in this derivation.

Existing “derivations” of Lorentz transformations try to find a universal general formula applicable to all events. Therefore authors of these attempts assume from the beginning that boost transformations are strictly kinematical or “geometrical”. In this respect, they are assumed to be similar to space translations and rotations. We already established in subsection 10.2.7 that this assumption is in contradiction with the (well-established) dynamical character of time translations. A theory in which time translations are dynamical while space translations, rotations, and boost are kinematical cannot be invariant with respect to the Poincaré group. So, ironically, the assumptions of kinematical boosts, universal Lorentz transformations, and “invariant worldlines” are in conflict with the principle of relativity. This contradiction is the main reason for the “no interaction” Theorem 10.3.

### 10.3.2 On experimental tests of special relativity

Supporters of special relativity usually invoke an argument that predictions of this theory were confirmed by experiment with astonishing precision. This is, indeed, true. However, at a closer inspection it appears that existing experiments cannot distinguish between special relativity and the approach

presented in this book.

From the preceding discussion it should be clear that our theory completely agrees with special relativity when non-interacting particles are involved or when *total* observables of any physical system are measured, whether this system is interacting or not (see subsection 6.2.3). It appears that almost all experimental tests of special relativity operate in one of these two regimes: they either look at non-interacting (free) particles or at total observables in a compound system. Below we briefly discuss several major classes of such experiments [159, 160, 161, 162].

One class of experiments is related to measurements of the frequency (energy) of light and its dependence on the movement of the source and/or observer. These Doppler effect [163, 164, 165, 166] experiments can be formulated either as measurements of the photon's energy dependence on the velocity of the source (or observer) or as velocity dependence of the energy level separation in the source. These two interpretations were discussed in subsections 5.4.2 and 6.4.2, respectively. In the former interpretation, one is measuring the energy (or frequency) of a free particle - the photon. In the latter interpretation, measurements of the total energy (differences) in an interacting system are performed. In both these formulations, predictions of our theory exactly coincide with special relativity.

Another class of experiments is concerned with measurements of the speed of light and its (in)dependence on the movement of the source and/or observer. This class includes interference experiments of *Michelson-Morley* and *Kennedy-Thorndike* as well as direct measurements of the speed of light [167]. These experiments are performed on single free photons or light rays, so, again, our theory and special relativity make exactly the same predictions for them. The same is true for tests of relativistic kinematics, which include relationships between velocities, momenta and energies of free massive particles as well as changes of these parameters after particle collisions.

An exceptional type of experiment where one *can*, at least in principle, observe the differences between our theory and special relativity is the decay of fast moving unstable particles. In this case we are dealing with a physical system in which the interaction acts during a long time interval (of the order of particle's lifetime), and there is a clearly observable time-dependent process (the decay) which is controlled by the strength of this interaction. The relativistic time dilation in decays of moving particles will be discussed in chapter 13.

### 10.3.3 Poincaré invariance vs. manifest covariance

From our above discussion it should be clear that there are two rather different approaches to constructing relativistic theories. One is the traditional approach pioneered by Einstein and Minkowski and used in theoretical physics throughout most of the 20th century. This approach accepts without proof the validity of Assertion J.1 (the universality of Lorentz transformations) and its various consequences, like Assertions J.2 (no superluminal signaling) and J.3 (manifest covariance). It also assumes the existence of space-time, its 4-dimensional geometry, and universal tensor transformations of space-time coordinates of events. The distinguishing feature of this approach is that boost transformations of observables are interaction-independent. We will call it the *manifestly covariant* approach.

In this book we take a somewhat different viewpoint on relativity. We would like to call it the *Poincaré invariant* approach. This approach is built on two fundamental Postulates: the principle of relativity (Postulate 1.1) and the laws of quantum mechanics from sections 2.5 and 2.6. From these Postulates we found that all changes of observables of the system induced by inertial transformations of the observer can be obtained by applying an unitary representation of the Poincaré group acting in the Hilbert space of the system.<sup>27</sup>

**Statement 10.4 (Poincaré invariance)** *Descriptions of the system in different inertial reference frames are related by transformations which furnish a representation of the Poincaré group. More specifically, transformations of state vectors and observables are given by formulas presented in subsection 3.2.4.*

Most textbooks in relativistic quantum theory tacitly assume that the Poincaré invariance and the manifest covariance do not contradict each other, in fact, they are often assumed to be equivalent. However, it is important to realize that there is no convincing proof of such an equivalence. For example, Foldy wrote

*To begin our discussion of relativistic covariance, we would like first to make clear that we are not in the least concerned with*

---

<sup>27</sup>In the case of classical systems we should consider a representation of the Poincaré group by canonical transformations in the phase space.

*appropriate tensor or spinor equations, or with “manifest covariance” or with any other mathematical apparatus which is intended to exploit the space-time symmetry of relativity, useful as such may be. We are instead concerned with the group of inhomogeneous Lorentz transformations as expressing the inter-relationship of physical phenomena as viewed by different equivalent observers in un-accelerated reference frames. That this group has its basis in the symmetry properties of an underlying space-time continuum is interesting, important, but not directly relevant to the considerations we have in mind.* L. Foldy [5]

This issue was also discussed by H. Bacry who came to a similar conclusion

*The Minkowski manifest covariance cannot be present in quantum theory but we want to preserve the Poincaré covariance.* H. Bacry [132]

The attitude we adopt in this book is that it is not necessary to postulate the universality of Lorentz transformations and manifest covariance. All we need to know about the behavior of quantum interacting systems can be found from the Poincaré invariant theory developed in part I of this book. So, the results of Einstein’s manifestly covariant *special relativity* can (and should) be tested by the Poincaré invariant approach. One example of such a test is our investigation of boost transformations of space-time coordinates of events in section 10.2 and their comparison with Lorentz transformations of special relativity. In the rest of this book we will consider a few other examples where such tests are possible. In particular, we will focus on three areas:

- the physical meaning of the Minkowski space-time in quantum theory (see section 10.3.4);
- the alleged impossibility of faster-than-light propagation of interactions (see subsection 10.4.3);
- the slowing-down of the decay of fast moving unstable particles (see chapter 13).



Results of our study are rather surprising: it appears that Einstein’s assumption about the universality of Lorentz transformations and the Minkowski space-time unification are not exact. Our conclusion will confirm the one reached in section 10.2: boost transformations of observables intimately depend on the state of the physical system and on interactions acting in the system, i.e., boost transformations are dynamical.

### 10.3.4 Is geometry 4-dimensional?

Special relativity and the manifestly covariant approach to relativistic physics adopt a “geometrical” viewpoint on Lorentz transformations.<sup>28</sup> In these theories time and position are unified as components of one 4-vector, and they are treated on equal footing. Any such unification implies that there should be certain similarity between space and time coordinates. However, in quantum mechanics there is a significant physical difference between space and time. Space coordinates  $x, y, z$  are attributes (observables) of a material physical system – a collection of particles. In the formalism of quantum mechanics these coordinates are represented by (expectation) values of the position operator  $\mathbf{R}$ . On the other hand, time is not an observable. In order to understand this difference recall our definitions of measurements, clocks, and observables from Introduction.

We have established there that the goal of physics is to describe results of measurements performed by a measuring apparatus on a physical system. The measurements yield values of observables, such as positions, momenta, energies, etc. “Time” is not in the list of these observables. Time is just a numerical label attached to each measurement according to the reading of the clock at the instant of the measurement. This clock reading does not depend on the kind of the system being measured and on its state. We can record time even if we do not measure anything, even if there is no physical system to observe.

The clock is the necessary component of any reference frame or observer. This component is separate from the measuring apparatus. In order to “measure” time the observer needs to look at hour and minute hands or at the digital display of her clock. In practical applications clocks are macroscopic classical systems, such that there are no quantum uncertainties in the hand’s positions. Of course, there is a certain logical controversy here. We know

---

<sup>28</sup>see subsection J.3

that all systems (including clocks) obey the laws of quantum mechanics. When we look at clock's hands we basically measure their positions, while assuming that their velocities are zero. This situation is explicitly forbidden by the Heisenberg's uncertainty principle. So, there should be some uncertainty associated with the position measurement. So, there should be some uncertainty associated with the measurement of time. Does it mean that some "quantum nature" of time should be taken into account? The answer is **no**. Only those systems which produce well-defined countable periodic "ticks" without any (or with negligible) quantum uncertainty are suitable as good clocks. Similarly, in order to measure positions one needs to have heavy macroscopic sticks as rulers whose length is not subject to the quantum uncertainty. The existence of such ideal clocks and rulers is questionable from the formal theoretical point of view. But there is no doubt that distances and time intervals can be measured with very high accuracy in practice. So, the formally quantum nature of clocks and rulers does not play any role in experimental physics.

The clock and the observed physical system are two separate objects, and "measuring" time does not involve any interaction between the physical system and the measuring apparatus. Therefore, in quantum mechanics there can be no "operator of time" such that  $t$  is the expectation value (or eigenvalue) of this operator. All attempts to introduce time operator in quantum mechanics were not successful.

There were numerous attempts to introduce the "time of arrival" observable (and a corresponding Hermitian operator) in quantum mechanics, see, e.g., [168, 169, 170, 171] and references cited therein. For example, one can mark a certain space point  $(X, Y, Z)$  and ask "at what time the particle arrives at this point?"<sup>29</sup> Observations can yield a specific value for this time  $T$ , and this value depends on the particle's state. Of course, these are important attributes of an observable. However, they are not sufficient to justify the introduction of the time of arrival observable. According to our definitions from Introduction, an observable is an attribute of the system that can be measured by *all* observers. The time of arrival is a different kind of attribute. For those observers whose time label<sup>30</sup> is different from  $T$  the particle is not

---

<sup>29</sup>Note that our definition of the time of an event in subsection 10.2.3 was of a very similar kind. We defined the event as a collision of two particles, and then asked "at what time the event has occurred?" More precisely: "what did the laboratory clock show when positions of the two particles coincided?"

<sup>30</sup>Recall that in our definition (see Introduction) observers are "instantaneous": each

at the point  $(X, Y, Z)$ , so the time of arrival value is completely undefined. So, one cannot associate the time of arrival with any true observable. It is more correct to say that the “time of arrival” is a time label of a particular inertial observer (or observers) for whom the measured value of the particle’s position coincides with the pre-determined point  $(X, Y, Z)$ .

An alternative proposal to introduce the time operator was presented in [172]. The author suggests to define the action of the time operator  $\hat{T}$  on particle wave functions  $\psi(\mathbf{r}, t)$  as

$$\hat{T}\psi(\mathbf{r}, t) = t\psi(\mathbf{r}, t)$$

According to our postulate 2.1, the existence of such an observable implies existence of states (eigenstates of  $\hat{T}$ ) in which  $T$  acquires a definite fixed value  $t_0$ . The wave function of the particle in such a state is zero at all times except (small neighborhood of the) time  $t_0$ . Physically this means that the particle was created spontaneously out of nothing, existed for a short time interval around  $t_0$ , and then disappeared. Such states violate all kinds of conservation laws and are clearly unphysical.

Our position in this book is that there is no “symmetry” between space and time coordinates. So, there is no need for a 4-dimensional “background” continuum of special relativity. All we care about (in both experiment and in theory) are particle observables (e.g., positions) and how they transform with respect to inertial transformations (e.g., time translations and boosts) of observers. Particle observables are given by Hermitian operators in the Hilbert space of the system. Inertial transformations enter the theory through the unitary representation of the Poincaré group in the same Hilbert space. Once these ingredients are known, one can calculate the effect of any transformation on any observable. To do that, there is no need to make assumptions about the “symmetry” between space and time coordinates and to introduce a 4-dimensional spacetime geometry. The clear evidence for non-universal, non-geometrical and interaction-dependent character of boost transformations was obtained in section 10.2. So, we suggest that 4D Minkowski spacetime should not be used in physical theories at all.

Actually, one can go even further and question also the usefulness of the 3-dimensional space in physics. Indeed, in our operator-algebraic approach the 3D position space is nothing but a set of common eigenvalues of three

---

observer is characterized by a definite time label.

components of the Newton-Wigner position operator  $\mathbf{R}$ . The existence of such common eigenvalues depends on (almost accidental) fact that these three components commute with each other.<sup>31</sup> However, it is true that the Newton-Wigner operator (with mutually commuting components) can be defined only for massive particles, so it is questionable whether position-space wave functions of massless photons can be consistently introduced. Moreover, it is conceivable that the Poincaré group (which was the basis of the entire approach developed in this book) is just an approximation. There is certain cosmological evidence<sup>32</sup> that the Poincaré group should be replaced by the *de Sitter group* in which space translations do not commute anymore. The commutators of space translation generators in the de Sitter Lie algebra are proportional to the small constant  $1/\mathcal{R}^2$ , where  $\mathcal{R}$  is a huge “spacetime radius” [173]. In this case components of the position operator are likely to lose their commutativity, so they cannot have a common set of eigenvalues. Thus the background “position space” continuum should not play any role in physics. This idea was expressed well by Lev [174]

*While the notion of spacetime coordinates for real bodies can be only a good approximation at some conditions, the notion of empty spacetime fully contradicts the basic principles of quantum theory that only measurable quantities can have a physical meaning. Indeed, coordinates of points which exist only in our imagination cannot be related to any measurement.*

Historical and philosophical discussion of the idea that relativistic effects (such as length contraction and time dilation) result from dynamical behavior of individual physical systems rather than from kinematical properties of the universal “space-time continuum” can be found in the book [175]. In our work we go further and claim that the difference between “dynamical” and “kinematical” approaches is not just philosophical one. It has real observable consequences. We have shown in section 10.2 that boost transformations are interaction-dependent and that they cannot be reduced to simple universal Lorentz formulas. Therefore, generally, the effect of boosts cannot be exactly represented as special-relativistic “pseudo-rotations” in the Minkowski space-time.<sup>33</sup> Then the ideas of the universal pseudo-Euclidean space-time

---

<sup>31</sup>see Theorem 4.1

<sup>32</sup>e.g., the cosmological red shift

<sup>33</sup>As we discussed above, such a representation can still be valid in specific cases: for total

continuum and of the manifest covariance of physical laws (e.g., Assertions J.1 and J.3) can be accepted only as approximations.

### 10.3.5 “Dynamical” relativity

From the dynamical character of boosts one can predict some curious effects which, nevertheless, do not contradict any experimental observations. For example, our approach implies that two measuring rods made from different materials (e.g., wood and tungsten) may contract in slightly different ways when viewed from a moving frame of reference. Another consequence is that two moving clocks based on different physical processes (e.g., an electronic clock and a balance clock) may slow down by slightly different factors, in disagreement with universal Einstein’s formula (J.7). The latter statement implies, for example, that the decay law of fast moving particles has a more complicated form than the universal slowdown predicted by special relativity. In section 13 we will discuss this point in some detail. There we will also have a chance to perform a numerical estimate of the magnitude of interaction corrections to special-relativistic effects, which are generally very small.

The most significant difference between our approach and special relativity is in the effect of boosts on interacting systems. Let us see how isolated system is seen by time-translated and boosted observers. In fig. 10.3 we placed images of the same system on the plane  $t - \theta$ , where  $t$  is the time parameter of the observer and  $\theta$  is its rapidity. Our approach and special relativity agree about the effect of time translations: As the time parameter increases, the system may undergo some dramatic changes (e.g., an explosion) caused by internal forces acting in the system. These changes result from the presence of interaction  $V$  in the Hamiltonian (the generator of time translations  $H = H_0 + V$ ) that describes the system.

From the point of view of special relativity, boosted observer see only simple (kinematical) changes in the system: the change of the system’s velocity and relativistic contraction. These effects also take place in our approach. However, in addition to them, we expect additional non-trivial

---

observables of any isolated physical system or for particle observables in a non-interacting system. In addition, the Minkowski space-time idea turns out to be very fruitful in the formalism of quantum field theory. However, in section 9.4 we have explained that one can accept a point of view that quantum fields are just formal mathematical objects, and that the 4-dimensional manifold on which the fields are defined has nothing to do with real physical space and time.

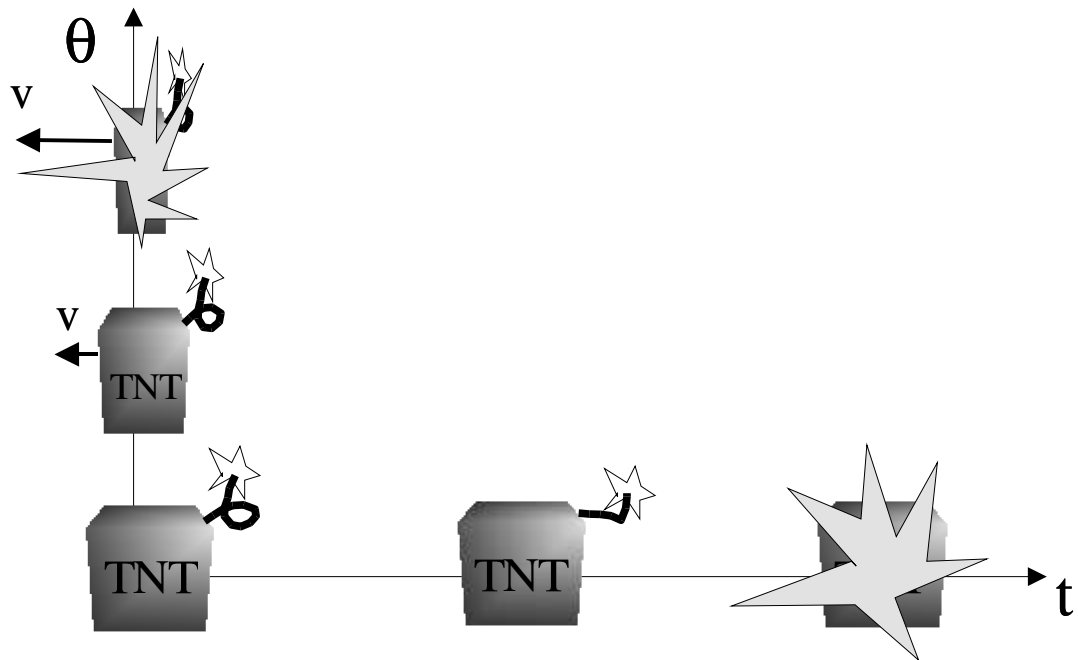


Figure 10.3: Non-trivial dynamics of an isolated interacting system as a function of time ( $t$ ) and boost parameter ( $\theta$ ).

changes, which result from the presence of interaction operator  $\mathbf{Z}$  in the generator of boost transformations  $\mathbf{K} = \mathbf{K}_0 + \mathbf{Z}$ . For example, it is quite possible that for sufficiently high boost parameters  $\theta$  the system may look completely different, e.g., exploded (the image in the upper left corner of fig. 10.3). For this reason our approach can be characterized as *dynamical relativity* in contrast to *kinematical relativity* of Einstein's special theory.

## 10.4 Action-at-a-distance and causality

We saw in section 9.3 that RQD describes interactions between particles in terms of instantaneous potentials. However, all textbooks teach us that interactions cannot propagate faster than light<sup>34</sup>

*In non-relativistic quantum mechanics, it is straightforward to construct Hamiltonians which describe particles interacting via long-range forces (for a simple example, consider two charged particles interacting via a Coulomb force). However, the concept of a long-range interaction prima facie requires some sort of preferred reference frame, which seems to cast doubt upon the possibility of constructing such an interaction in a relativistically covariant way. D. Wallace [145]*

The common viewpoint is that interactions between particles ought to be retarded, i.e., they should propagate with the speed of light. The strongest argument in favor of this hypothesis is the observation that faster-than-light interactions violate the special relativistic ban on superluminal signals.<sup>35</sup> If one accepts the validity of this ban, then logically there is no other choice, but to accept also a field-based approach, rather than the picture of directly interacting particles advocated in this book. Indeed, interactions are always accompanied by redistribution of the momentum and energy between particles. If we assume that interactions are retarded, then the transferred momentum-energy must exist in some form while *en route* from one particle to another. This implies existence of some *interaction carriers* and corresponding degrees of freedom not directly related to particle observables. These degrees of freedom are usually associated with fields, e.g., the electromagnetic field of Maxwell's theory. In other words

---

<sup>34</sup>see Appendix J.2

<sup>35</sup>see Appendix J.2

*...the interaction is a result of energy momentum exchanges between the particles through the field, which propagates energy and momentum and can transfer them to the particles by contact. F. Strocchi [143]*

*The field concept came to dominate physics starting with the work of Faraday in the mid-nineteenth century. Its conceptual advantage over the earlier Newtonian program of physics, to formulate the fundamental laws in terms of forces among atomic particles, emerges when we take into account the circumstance, unknown to Newton (or, for that matter, Faraday) but fundamental in special relativity, that influences travel no farther than a finite limiting speed. For then the force on a given particle at a given time cannot be deduced from the positions of other particles at that time, but must be deduced in a complicated way from their previous positions. Faraday's intuition that the fundamental laws of electromagnetism could be expressed most simply in terms of fields filling space and time was of course brilliantly vindicated in Maxwell's mathematical theory. F. Wilczek [130]*

In this section we will argue against the above logic that denies the possibility of interactions propagating faster than light. Our point is that if the dynamical character of boosts is properly taken into account, then instantaneous action-at-a-distance does not contradict the principle of causality in all reference frames. Moreover, we will see in chapter 11 that association of energy and momentum with electromagnetic fields leads to deep contradictions and paradoxes in Maxwell's theory.

### 10.4.1 Retarded interactions in Maxwell's theory

Let us consider two charged classical particles 1 and 2 repelling each other in two scenarios. In the scenario I, the particles are propagating without influence of any external force, subject to only their mutual interaction. Their classical trajectories are shown by dashed lines  $CAG$  and  $DBEF$  in Fig. 10.4(b). In the scenario II, at time  $t = 0$  (point  $A$  on the trajectory of particle 1) particle 1 experiences some external force. For example, this could be an impact from a third particle,<sup>36</sup> which changes the trajectory of

---

<sup>36</sup>This third particle is supposed to be neutral, so that its interaction with the charge 2 can be neglected.



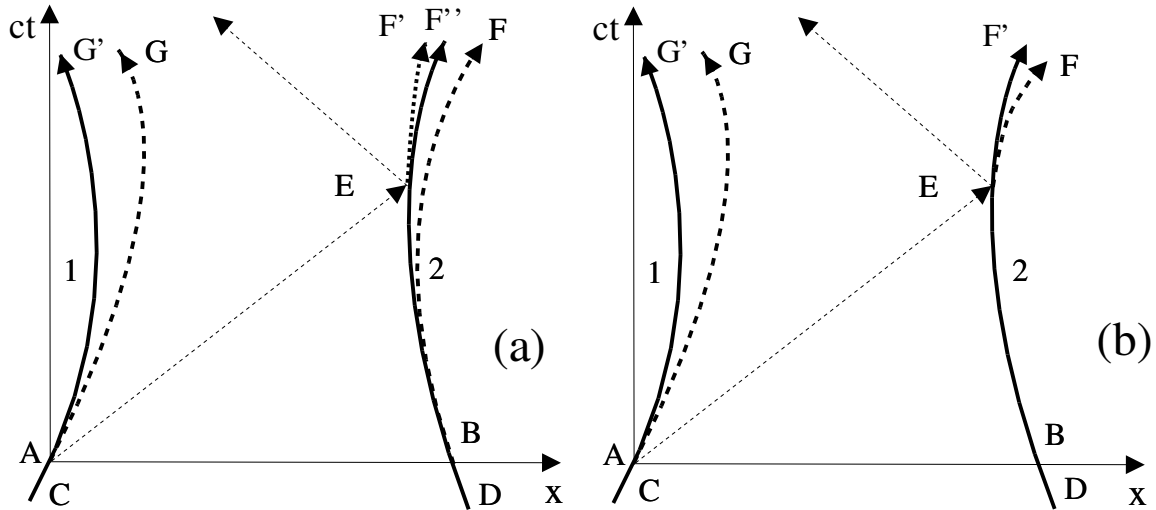


Figure 10.4: Trajectories of two interacting point particles 1 and 2: (a) RQD approach. An external impact and the trajectory change of the particle 1 at point A causes instantaneous change of the trajectory of the particle 2 at point B due to the Coulomb potential. A bremsstrahlung photon (straight dotted line) emitted at point A causes a retarded influence on the electron  $b$  at point E. Dashed lines are trajectories in the absence of the external impact. Dotted lines are trajectories without taking into account the photon-transmitted interaction. Full lines are exact trajectories; (b) Traditional approach with retarded interactions. Particle 2 “knows” about the impact at point A only after time  $R_{12}/c$ , i.e., at point E.

the particle 1 to the one shown by a full line  $CAG'$  in Fig. 10.4(a) and (b). The question is when the particle 2 will start to feel this impact?

In classical electrodynamics, interactions between particles are transmitted by electromagnetic fields. The speed of propagation of fields is equal to the speed of light. Therefore, any information about the change of the trajectory of the particle 1 can reach the particle 2 only after time  $t = R_{12}/c$ , where  $R_{12}$  is the distance between the two particles.<sup>37</sup> This leads to the following description of the scenario II in Maxwell’s electrodynamics: The particle 2 does not recognize that the impact has happened until point E in which the electromagnetic wave<sup>38</sup> emitted at point A reaches the particle 2.

<sup>37</sup>see Fig. 10.4(b)

<sup>38</sup>Here we are talking about the difference between the electromagnetic wave character-

After this point trajectory of the particle 2 changes to  $EF'$ . Between points  $B$  and  $E$ , the trajectory of the particle 2 is the same whether or not there was a collision at point  $A$ .

Of course, there can be no doubt about the existence of strong retarded interaction between charges. It is responsible for radar, radio, TV, etc. signals.<sup>39</sup> However, it has not been proven experimentally that the faster-than-light component of electromagnetic forces is exactly zero, e.g., that full and dashed trajectories coincide on the segment  $BE$  in fig. 10.4(b). In subsection 11.2.2 we will see that assuming retarded character of the Coulomb interaction between charges one arrives to a paradox of energy non-conservation.

Recently there appeared claims about measurements of the finite speed of gravity [176, 177]. However, they were challenged in a number of publications (see section 3.4.3 in [178]). Therefore, the possibility of instantaneous propagation of gravity cannot be discarded [179, 180]. We will discuss RQD approach to gravitational interactions in chapter 12.

### 10.4.2 Interactions of particles in RQD

It should be possible to build a classical (non-quantum) theory of electromagnetic interactions using the RQD approach presented in chapter 9 (see chapter 11). The dressed particle RQD Hamiltonian  $H^d = H_0 + V^d$  is finite and well-defined. So, we can use this Hamiltonian to describe the time evolution of interacting particle systems, and we can try to answer the question about the speed of electromagnetic interactions.

Let us consider again the two interacting particles shown in Fig. 10.4. Their RQD interaction in the 2nd perturbation order is described by the Darwin-Breit potential (9.48), which is explicitly instantaneous. It is important that the instantaneous character of the 2-particle interaction remains valid in higher perturbation orders as well, and that the instantaneous character of the potentials is not an approximation. This feature will remain even in the full RQD summed to all perturbation orders. This is clear from the following consideration: In each perturbation order  $n$ , interaction between two particles is described by direct potentials like  $V_n^d[d^\dagger a^\dagger da]$ . This interaction is transmitted directly without any carriers or intermediate fields. Therefore,

---

istic for scenario II and the wave pre-existed in scenario I.

<sup>39</sup>We will see in subsection 10.4.2 that within RQD this (indirect) interaction is transmitted by *real* photons emitted, absorbed, and scattered by accelerated charges.

when particle 1 loses some part of its momentum, the particle 2 instantaneously acquires the same amount of momentum. In RQD there are no extra degrees of freedom where the transferred momentum could be stored. Therefore, in RQD any retardation of interactions is equivalent to the violation of the momentum conservation law, i.e., forbidden.

Then the dressed particle Hamiltonian<sup>40</sup> in the 2-particle sector of the Fock space is a function of positions and momenta of the two particles  $H^d = H^d(\mathbf{r}_1, \mathbf{p}_1, \mathbf{r}_2, \mathbf{p}_2)$ , and trajectories<sup>41</sup> are obtained from eq. (10.27)

$$\begin{aligned}\mathbf{r}_1(t) &= e^{\frac{i}{\hbar}H^dt}\mathbf{r}_1e^{-\frac{i}{\hbar}H^dt} \\ \mathbf{p}_1(t) &= e^{\frac{i}{\hbar}H^dt}\mathbf{p}_1e^{-\frac{i}{\hbar}H^dt} \\ \mathbf{r}_2(t) &= e^{\frac{i}{\hbar}H^dt}\mathbf{r}_2e^{-\frac{i}{\hbar}H^dt} \\ \mathbf{p}_2(t) &= e^{\frac{i}{\hbar}H^dt}\mathbf{p}_2e^{-\frac{i}{\hbar}H^dt}\end{aligned}$$

Then the force acting on the particle 2

$$\begin{aligned}\mathbf{f}_2(t) &= \frac{d}{dt}\mathbf{p}_2(t) \\ &= -\frac{i}{\hbar}[\mathbf{p}_2(t), H^d] \\ &= \mathbf{f}_2(\mathbf{r}_1(t), \mathbf{p}_1(t); \mathbf{r}_2(t), \mathbf{p}_2(t))\end{aligned}\tag{10.60}$$

depends on positions and momenta of both particles at the same time instant  $t$ . Applying these formulas to the scenario II in Fig. 10.4(a), we see that the collision at point  $A$  will be felt by the particle 2 instantaneously, and this particle will change its trajectory to  $BEF'$  after point  $B$ . This means that electric and magnetic interactions between charged particles propagate instantaneously.

The instantaneous potential described above is only one part of the total interaction between charged particles in RQD.<sup>42</sup> There is also an additional

---

<sup>40</sup>including contributions to 2-particle potentials from high perturbation orders and ignoring radiation effects

<sup>41</sup>in the reference frame at rest; for interacting trajectories in the moving frame see subsection 10.4.3

<sup>42</sup>For similar ideas about electromagnetic interactions being composed of both instantaneous and retarded parts see [181, 155, 182].

retarded interaction whose origin can be explained as follows. The impact on the particle 1 at point  $A$  creates bremsstrahlung photons. These photons, being real massless particles, propagate with the speed  $c$  away from the particle 1 (thin dotted line in Fig. 10.4(a)). There is a chance that such a photon will reach particle 2 at point  $E$  of its trajectory and force 2 to change its course again ( $EF''$ ).<sup>43</sup> In this process, the force between two particles is transmitted in a retarded fashion: it is carried by a real photon traveling with the speed of light. Finally, the exact trajectories followed by two particles in scenario II are represented by full lines  $CAG'$  and  $DBEF''$  in Fig. 10.4(a).

### 10.4.3 Does action-at-a-distance violate causality?

As we already mentioned, the instantaneous propagation of interactions in RQD is in sharp contradiction with Assertion J.2 of special relativity, which says that no signal may propagate faster than light. So, we need to explain this contradiction.

The impossibility of superluminal signals is usually “proven” by applying Lorentz transformations to space-time coordinates of two causally related events.<sup>44</sup> However, we know from subsection 10.2.9 that for systems with interactions, Lorentz transformations for time and position are no longer exact. So, the ban on superluminal propagation of interactions may not be valid as well.

Consider again the two-particle interacting system discussed in subsection 10.4.2, this time from the point of view of a moving reference frame  $O'$ . Trajectories of particles 1 and 2 in this frame are<sup>45</sup>

$$\begin{aligned} \mathbf{r}_1(\theta, t') &= e^{-\frac{i}{\hbar}\mathbf{K}\vec{\theta}} e^{\frac{i}{\hbar}H^d t'} \mathbf{r}_1 e^{-\frac{i}{\hbar}H^d t'} e^{\frac{i}{\hbar}\mathbf{K}\vec{\theta}} \\ \mathbf{p}_1(\theta, t') &= e^{-\frac{i}{\hbar}\mathbf{K}\vec{\theta}} e^{\frac{i}{\hbar}H^d t'} \mathbf{p}_1 e^{-\frac{i}{\hbar}H^d t'} e^{\frac{i}{\hbar}\mathbf{K}\vec{\theta}} \\ \mathbf{r}_2(\theta, t') &= e^{-\frac{i}{\hbar}\mathbf{K}\vec{\theta}} e^{\frac{i}{\hbar}H^d t'} \mathbf{r}_2 e^{-\frac{i}{\hbar}H^d t'} e^{\frac{i}{\hbar}\mathbf{K}\vec{\theta}} \\ \mathbf{p}_2(\theta, t') &= e^{-\frac{i}{\hbar}\mathbf{K}\vec{\theta}} e^{\frac{i}{\hbar}H^d t'} \mathbf{p}_2 e^{-\frac{i}{\hbar}H^d t'} e^{\frac{i}{\hbar}\mathbf{K}\vec{\theta}} \end{aligned}$$

The Hamiltonian in the reference frame  $O'$  is

<sup>43</sup>Two major contributions to this interaction are the Compton scattering and the photon absorption terms in the interaction Hamiltonian  $H^d$ . See Table 9.1.

<sup>44</sup>see Appendix J.2

<sup>45</sup>See, for example, eq. (4.58);  $t'$  is time measured by the clock of observer  $O'$ ;  $\theta$  is the rapidity of this observer.

$$H^d(\theta) = e^{-\frac{i}{\hbar}\mathbf{K}\vec{\theta}} H^d e^{\frac{i}{\hbar}\mathbf{K}\vec{\theta}}$$

therefore the force acting on the particle 2 in this frame<sup>46</sup>

$$\begin{aligned}
\mathbf{f}_2(\theta, t') &= \frac{d}{dt'} \mathbf{p}_2(\theta, t') \\
&= -\frac{i}{\hbar} [\mathbf{p}_2(\theta, t'), H^d(\theta)] \\
&= -\frac{i}{\hbar} [e^{-\frac{i}{\hbar}\mathbf{K}c\vec{\theta}} e^{\frac{i}{\hbar}H^dt'} \mathbf{p}_2 e^{-\frac{i}{\hbar}H^dt'} e^{\frac{i}{\hbar}\mathbf{K}c\vec{\theta}}, e^{-\frac{i}{\hbar}\mathbf{K}c\vec{\theta}} H^d e^{\frac{i}{\hbar}\mathbf{K}c\vec{\theta}}] \\
&= -\frac{i}{\hbar} e^{-\frac{i}{\hbar}\mathbf{K}c\vec{\theta}} [e^{\frac{i}{\hbar}H^dt'} \mathbf{p}_2 e^{-\frac{i}{\hbar}H^dt'}, H^d] e^{\frac{i}{\hbar}\mathbf{K}c\vec{\theta}} \\
&= -\frac{i}{\hbar} e^{-\frac{i}{\hbar}\mathbf{K}c\vec{\theta}} [\mathbf{p}_2(t'), H^d] e^{\frac{i}{\hbar}\mathbf{K}c\vec{\theta}} \\
&= e^{-\frac{i}{\hbar}\mathbf{K}c\vec{\theta}} \mathbf{f}_2(t') e^{\frac{i}{\hbar}\mathbf{K}c\vec{\theta}} \\
&= e^{-\frac{i}{\hbar}\mathbf{K}c\vec{\theta}} \mathbf{f}_2(\mathbf{r}_1(t'), \mathbf{p}_1(t'); \mathbf{r}_2(t'), \mathbf{p}_2(t')) e^{\frac{i}{\hbar}\mathbf{K}c\vec{\theta}} \\
&= \mathbf{f}_2(\mathbf{r}_1(\theta, t'), \mathbf{p}_1(\theta, t'); \mathbf{r}_2(\theta, t'), \mathbf{p}_2(\theta, t')) \tag{10.61}
\end{aligned}$$

is a function of positions and momenta of both particles at the same time instant  $t'$ .<sup>47</sup> Therefore, for the moving observer  $O'$  the information about the event at  $A$ <sup>48</sup> will reach particle 2 instantaneously, just as for the observer at rest  $O$ . So, if information has been transferred by means of action-at-a-distance, the effect does not precede the cause in all frames of reference. These events are simultaneous in all frames, so instantaneous potentials do not contradict causality.

Now we see that there are two loopholes that allow us to overcome the special-relativistic ban [183] on superluminal effects. One loophole is related to the non-covariant boost transformation law of particle wave functions in the position-time representation.<sup>49</sup> It permits for superluminal spreading of wave packets to be consistent with causality. Another loophole is related

<sup>46</sup>Here we use the time dependencies of observables  $\mathbf{r}_i(t), \mathbf{p}_i(t), \mathbf{f}_i(t)$  in the reference frame at rest, as obtained in subsection 10.4.2.

<sup>47</sup>Moreover, in agreement with the principle of relativity, this function  $\mathbf{f}_2$  has exactly the same form as in the reference frame at rest (10.60).

<sup>48</sup>see fig. 10.4(a)

<sup>49</sup>see subsection 10.1.4

to the interaction dependence of boost transformations. It allows for the cause and effect to be simultaneous if they are connected by instantaneous interaction. This second loophole remains available even in the classical limit where space-time coordinates of events and particle trajectories are sharply defined.

#### 10.4.4 Superluminal propagation of evanescent waves

The idea of separation of electromagnetic fields into non-propagating (instantaneous Coulomb and magnetic potentials) and propagating (retarded transverse electromagnetic wave) components has a long history in physics. This idea is most apparent in the following experimental situation. Consider a beam of light directed from the glass side on the interface between glass (G1) and air (A) (see fig. 10.5(a)). The *total internal reflection* occurs when the incidence angle  $\theta$  is greater than the *Brewster angle*. In this case, all light is reflected at the interface and no light propagates into the air. However, since Maxwell's equations do not permit abrupt changes of fields at the interface, there is a non-propagating wave extending into the air. The wave's amplitude decreases exponentially with the distance from the interface. This is called the *evanescent light wave*. The reality of the evanescent wave can be confirmed if another piece of glass (G2) is placed near the interface (see fig. 10.5(b)). Then the evanescent wave penetrates through the gap, gets converted to the normal propagating light and escapes into the glass G2. At the same time the intensity of light reflected at the interface decreases. The total internal reflection becomes *frustrated*, and the phenomenon described above is called the *frustrated total internal reflection* (FTIR).

Similar evanescent waves can be observed in other situations, such as propagation of microwaves through narrow waveguides or even in open air. In recent experiments [184, 185, 186, 187, 188, 189, 190, 191, 192] the speed of propagation of evanescent waves and/or near-field Coulomb and magnetic interactions was investigated, and there are strong indications that this speed may be superluminal.<sup>50</sup> In particular, Nimtz with co-authors [196, 197] suggested that the evanescent wave traverses the gap in time which does not depend on the width of the gap.

---

<sup>50</sup>There are discrepancies in theoretical interpretations of the data by different groups (see, for example, discussion in [193, 194, 195]), and the question remains open whether or not the speed of the signal may exceed  $c$ .

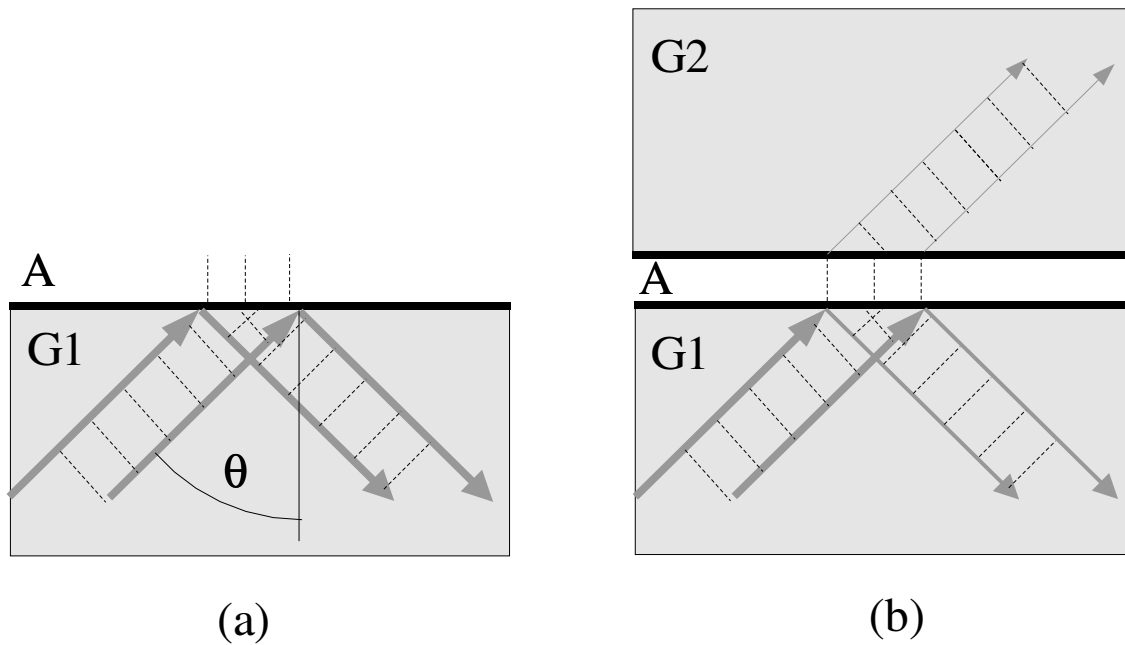


Figure 10.5: A beam of light impinging on the glass-air interface. (a) If the incidence angle  $\theta$  is greater than the Brewster angle, then all light is reflected at the surface. The region of evanescent light is shown by vertical dashed lines. (b) If a second piece of glass is placed near the interface, then evanescent light is converted to the propagating light leaving the second piece of glass.

The conventional approach regards evanescent waves as photons “tunneling” across the classically forbidden region. However, our variant of electromagnetic theory suggests an alternative, or rather a complementary, explanation. As we said repeatedly, the propagation of light in vacuum should be represented as a flow of massless particles - photons moving with speed  $c$ . However, the propagation of light in a material medium is a more complicated process [198]. The photons of light impinge on atoms of the material, get absorbed and re-emitted after some delay. These processes change the configuration of the electron clouds in atoms and thus create electric and magnetic potentials propagating instantaneously around them. These potentials change in time, excite charged particles in the neighboring atoms, and may lead to the emission of photons by these neighboring atoms. Therefore, the propagation of the light front through the medium is a result of a complex interplay between all these processes working in concert. In most materials, the instantaneous electric and magnetic potentials of excited atoms do not play a significant role in the propagation of light. The time delays between the photon absorption and emission by atoms are significant, and the speed of light  $c'$  in the medium is normally less than the speed of light in vacuum  $c' = c/n$ , where  $n > 1$  is the *refraction index*. However, one can imagine situations in which the instantaneous potentials can dominate, and the speed of the light front may exceed  $c$ .

Consider again the situation depicted in fig. 10.5(b). When the initial light wave reaches the interface G1 - A, the charged particles (electrons and nuclei) at the interface start to oscillate. These oscillations give rise to dipole moments at the interface which instantaneously affect charged particles at the interface A - G2. These charges also start to oscillate and emit photons which propagate inside the piece of class G2 in the form of a “normal” light beam. In this interpretation, the evanescent wave in the gap is nothing but the instantaneous Coulomb and magnetic potentials acting between oscillating charges on the two interfaces. The coupling between two interfaces decreases exponentially with the size of the gap, and the time of the “evanescent light” transmission does not depend on the size of the gap [196]. According to this interpretation, there are no photons crossing the gap even in the tunneling mode. It is possible that the most realistic description of the frustrated total internal reflection should take into account both mentioned effects: the photon tunneling and the direct Coulomb and magnetic couplings between charges on both sides of the gap.



# Chapter 11

## CLASSICAL ELECTRODYNAMICS

*All of physics is either impossible or trivial. It is impossible until you understand it, and then it becomes trivial.*

Ernest Rutherford

In the preceding chapter we discussed some general aspects of direct interaction theories. We showed that these theories do not contradict important theoretical principles, such as relativity and causality. In the next three chapters our goal is to demonstrate that there are no contradictions between particle-based direct interaction theories and available experimental data. In this chapter we will suggest a direct interaction approach to classical electrodynamics.

### 11.1 Relativistic Hamiltonian theory

The central idea of Maxwell's electrodynamics is that charged particles interact with each other indirectly via electric and magnetic fields, and that electromagnetic radiation is an electromagnetic field varying in time and space. In this book we are challenging this universally accepted wisdom. We are suggesting that all results of conventional classical electromagnetic theory can be equally well (or even better) explained from the viewpoint

of dynamics of charged particles with direct interactions, where “fields” are not involved at all. In our approach light is described as a flow of massless particles – photons.

In section 9.3 we already derived the Darwin-Breit Hamiltonian (9.48) as an approximation to the full-fledged RQD. This Hamiltonian was obtained in the 2nd order perturbation theory within the  $(v/c)^2$  approximation. Our goal now is to demonstrate that this Hamiltonian provides an accurate description of electromagnetic processes in which acceleration of charged particles is low, so that one can neglect the emission of electromagnetic radiation (photons).<sup>1</sup> The Darwin-Breit approach adopted here is fundamentally different from the generally accepted Maxwell’s theory.<sup>2</sup> In the Darwin-Breit approach charged particles interact via instantaneous potentials, while in Maxwell’s theory the interaction is assumed to be retarded and mediated by electric and magnetic fields propagating in free space. In spite of these differences, we will see that in many cases it is very difficult to distinguish these two approaches experimentally, as both of them lead to very similar predictions.

We will be working in the classical approximation, so we will not pay attention to the order of dynamical variables in their products, and we will use Poisson brackets  $[\dots, \dots]_P$  instead of quantum commutators  $[\dots, \dots]$ . We will also use the Heaviside-Lorentz system of units<sup>3</sup>, represent all quantities as series in powers of  $v/c$  and leave only terms of order not higher than  $(v/c)^2$ .

---

<sup>1</sup>Recall that in RQD the radiation first appears in the 3rd perturbation order due to “bremsstrahlung” terms (such as  $d^\dagger a^\dagger c^\dagger da$ , see table 9.1 and subsection 9.3.4) which describe emission of photons when two charges interact (=accelerate). The low acceleration approximation will allow us to skip discussion of the entire class of paradoxes in Maxwell’s theory, which are associated with “radiation reaction” [199, 200, 201]. Discussion of such radiation effects is possible within RQD too, however it would require a mathematical apparatus much more advanced than that developed so far in this book. The main difficulty is that an accelerated charge emits not just one photon, but a large number of “soft photons”.

<sup>2</sup>This classical theory of electromagnetic phenomena should be called more appropriately “Maxwell-Abraham-Lorentz theory”, because it was significantly modified by Abraham and Lorentz in the beginning of the 20th century to take into account the existence (not known to Maxwell) of pointlike charged elementary particles - electrons. However, for brevity, we will call it by the name of its original inventor.

<sup>3</sup>see Appendix in [202]

### 11.1.1 The Poincaré Lie algebra

From subsection 9.2.8 it follows that the Darwin-Breit Hamiltonian (9.48) is a part of a relativistically invariant theory in the instant form of dynamics. This means that there exists an interacting boost operator  $\mathbf{K}$ , which satisfies all commutation relations of the Poincaré Lie algebra together with the Darwin-Breit Hamiltonian  $H$ . In principle, it should be possible to find the explicit form of the operator  $\mathbf{K}$  by applying the unitary dressing transformation to the boost operator (8.19) of QED. However, here we will choose a different route. Together with [120, 121, 122] we will simply postulate the form of  $\mathbf{K}$  and verify that Poincaré commutators are, indeed, satisfied.

Let us first write the non-interacting generators of the Poincaré group for a two-particle system as sums of one-particle generators<sup>4</sup> in the  $(v/c)^2$  approximation

$$\mathbf{P}_0 = \mathbf{p}_1 + \mathbf{p}_2 \quad (11.1)$$

$$\mathbf{J}_0 = [\mathbf{r}_1 \times \mathbf{p}_1] + \mathbf{s}_1 + [\mathbf{r}_2 \times \mathbf{p}_2] + \mathbf{s}_2 \quad (11.2)$$

$$\begin{aligned} H_0 &= h_1 + h_2 \\ &= \sqrt{m_1^2 c^4 + p_1^2 c^2} + \sqrt{m_2^2 c^4 + p_2^2 c^2} \\ &\approx m_1 c^2 + m_2 c^2 + \frac{p_1^2}{2m_1} + \frac{p_2^2}{2m_2} - \frac{p_1^4}{8m_1^3 c^2} - \frac{p_2^4}{8m_2^3 c^2} \end{aligned} \quad (11.3)$$

$$\begin{aligned} \mathbf{K}_0 &= -\frac{h_1 \mathbf{r}_1}{c^2} - \frac{[\mathbf{p}_1 \times \mathbf{s}_1]}{m_1 c^2 + h_1} - \frac{h_2 \mathbf{r}_2}{c^2} - \frac{[\mathbf{p}_2 \times \mathbf{s}_2]}{m_2 c^2 + h_2} \\ &\approx -m_1 \mathbf{r}_1 - m_2 \mathbf{r}_2 - \frac{p_1^2 \mathbf{r}_1}{2m_1 c^2} - \frac{p_2^2 \mathbf{r}_2}{2m_2 c^2} \\ &\quad + \frac{1}{2c^2} \left( \frac{[\mathbf{s}_1 \times \mathbf{p}_1]}{m_1} + \frac{[\mathbf{s}_2 \times \mathbf{p}_2]}{m_2} \right) \end{aligned} \quad (11.4)$$

The full interacting generators are

$$\begin{aligned} H &= H_0 + V \\ \mathbf{K} &= \mathbf{K}_0 + \mathbf{Z} \end{aligned}$$

---

<sup>4</sup>see eqs. (4.43) - (4.45)

The potential energy  $V$  is the Darwin-Breit potential (9.49) - (9.53) where contact terms proportional to  $\delta(\mathbf{r})$  are not relevant for classical mechanics and will be omitted<sup>5</sup>

$$\begin{aligned}
V \approx & \frac{q_1 q_2}{4\pi r} - \frac{q_1 q_2}{8\pi m_1 m_2 c^2 r} \left( (\mathbf{p}_1 \cdot \mathbf{p}_2) + \frac{(\mathbf{p}_1 \cdot \mathbf{r})(\mathbf{p}_2 \cdot \mathbf{r})}{r^2} \right) \\
& - \frac{q_1 q_2 [\mathbf{r} \times \mathbf{p}_1] \cdot \mathbf{s}_1}{8\pi m_1^2 c^2 r^3} + \frac{q_1 q_2 [\mathbf{r} \times \mathbf{p}_2] \cdot \mathbf{s}_2}{8\pi m_2^2 c^2 r^3} + \frac{q_1 q_2 [\mathbf{r} \times \mathbf{p}_2] \cdot \mathbf{s}_1}{4\pi m_1 m_2 c^2 r^3} \\
& - \frac{q_1 q_2 [\mathbf{r} \times \mathbf{p}_1] \cdot \mathbf{s}_2}{4\pi m_1 m_2 c^2 r^3} + \frac{q_1 q_2 (\mathbf{s}_1 \cdot \mathbf{s}_2)}{4\pi m_1 m_2 c^2 r^3} - \frac{3q_1 q_2 (\mathbf{s}_1 \cdot \mathbf{r})(\mathbf{s}_2 \cdot \mathbf{r})}{4\pi m_1 m_2 c^2 r^5}
\end{aligned} \tag{11.5}$$

The potential boost is [120, 121, 122]

$$\mathbf{Z} \approx -\frac{q_1 q_2 (\mathbf{r}_1 + \mathbf{r}_2)}{8\pi c^2 r} \tag{11.6}$$

In Appendix O we verified that Poisson brackets of observables  $\mathbf{P}_0, \mathbf{J}_0, H, \mathbf{K}$  indeed satisfy Poincaré Lie algebra relationships within the  $(v/c)^2$  approximation.

In order to use the Hamiltonian (11.3) + (11.5) in practical calculations, we introduce a few adjustments. First, we omit the rest energies of the two particles, because they have no effect on dynamics. Second, we notice that particle spins  $\mathbf{s}_i$  are not easily measurable in classical experiments. It is more convenient to replace them with magnetic moments  $\vec{\mu}_i$ , which are known to be proportional to spins. In addition, we assume that the particles have the gyromagnetic ratio of  $g \approx 2$ , which is characteristic for electrons. Then<sup>6</sup>

$$\vec{\mu}_i = q_i \mathbf{s}_i / (m_i c) \tag{11.7}$$

and the full Hamiltonian for two charged spinning particles can be written in terms of their charges  $q_i$ , masses  $m_i$ , and magnetic moments  $\vec{\mu}_i$

---

<sup>5</sup>we denote  $\mathbf{r} \equiv \mathbf{r}_1 - \mathbf{r}_2$  throughout this chapter

<sup>6</sup>see eq. (11.100) in [202]

$$\begin{aligned}
H = & \frac{p_1^2}{2m_1} + \frac{p_2^2}{2m_2} - \frac{p_1^4}{8m_1^3c^2} - \frac{p_2^4}{8m_2^3c^2} + \frac{q_1q_2}{4\pi r} \\
& - \frac{q_1q_2}{8\pi m_1m_2c^2r} \left( \mathbf{p}_1 \cdot \mathbf{p}_2 + \frac{(\mathbf{r} \cdot \mathbf{p}_2)(\mathbf{r} \cdot \mathbf{p}_1)}{r^2} \right) \\
& - \frac{q_2[\mathbf{r} \times \mathbf{p}_1] \cdot \vec{\mu}_1}{8\pi m_1cr^3} + \frac{q_1[\mathbf{r} \times \mathbf{p}_2] \cdot \vec{\mu}_2}{8\pi m_2cr^3} + \frac{q_2[\mathbf{r} \times \mathbf{p}_2] \cdot \vec{\mu}_1}{4\pi m_2cr^3} \\
& - \frac{q_1[\mathbf{r} \times \mathbf{p}_1] \cdot \vec{\mu}_2}{4\pi m_1cr^3} + \frac{(\vec{\mu}_1 \cdot \vec{\mu}_2)}{4\pi r^3} - \frac{3(\vec{\mu}_1 \cdot \mathbf{r})(\vec{\mu}_2 \cdot \mathbf{r})}{4\pi r^5} \quad (11.8)
\end{aligned}$$

### 11.1.2 Multiparticle systems

The electromagnetic (Darwin-Breit) Hamiltonian (11.8) is valid for two elementary particles. If we ignore small relativistic corrections, the major part of this Hamiltonian is

$$H_{2\text{-particle}} = h_1 + h_2 + \frac{q_1q_2}{4\pi r} \quad (11.9)$$

Now we would like to find the Hamiltonian for a 3-particle system. In subsection 9.2.9 (see table 9.1) we mentioned that QED predicts existence of  $n$ -body potentials (where  $n \geq 3$ ). These potentials appear only in the 4th and higher perturbation orders, so they are very weak. Most importantly, these potentials are short-range, so that they do not contribute to the long-range  $1/r$  Coulomb interaction between charges. From this we may confidently write the energy of a 3-particle system as a sum of 1-particle kinetic energies and 2-body interactions summed over all particle pairs

$$H_{3\text{-particle}} = h_1 + h_2 + h_3 + \frac{q_1q_2}{4\pi r_{12}} + \frac{q_1q_3}{4\pi r_{13}} + \frac{q_2q_3}{4\pi r_{23}} \quad (11.10)$$

where  $r_{ij}$  is the distance between particles  $i$  and  $j$ . Suppose now that  $r_{23} \ll r_{12} \approx r_{13}$ , i.e., that particles 2 and 3 are close to each other and well separated from particle 1. Then denoting  $R = r_{12} \approx r_{13}$  we can rewrite (11.10)

$$H_{3\text{-particle}} \approx h_1 + \left[ h_2 + h_3 + \frac{q_2q_3}{4\pi r_{23}} \right] + \frac{q_1Q_{23}}{4\pi R} \quad (11.11)$$

$$= h_1 + H_{23} + \frac{q_1Q_{23}}{4\pi R} \quad (11.12)$$

where

$$\begin{aligned} H_{23} &= h_2 + h_3 + \frac{q_2 q_3}{4\pi r_{23}} \\ Q_{23} &= q_2 + q_3 \end{aligned}$$

are the total energy and the total charge of the subsystem 2+3. More generally, the electrostatic Hamiltonian of two charged compound systems can be written approximately in the form

$$H_{2\text{-body}} \approx H_1 + H_2 + \frac{Q_1 Q_2}{4\pi R_{12}} \quad (11.13)$$

where  $H_i$  are total energies of the two systems (including interactions of their constituent particles) and  $Q_i$  are their total charges (sums of charges of their constituents). In other words we have established the well-known property of the *additivity of electric charges*.

Comparing energies (11.9) and (11.13) we can say that electromagnetic interactions satisfy the property of *composition invariance*, meaning that the electromagnetic interaction between two bodies does not depend on whether the bodies are elementary or compound. It only depends on total characteristics of the bodies, such as their total charges.

One should note however that the principle of composition invariance is not an exact property of electromagnetic forces. Contrary to this principle, interactions between two compound bodies are not exactly the same as interactions between two elementary particles (even if they have the same masses, charges, spins, etc.). Forces between two compound bodies are modified by mutual polarizations, image charges, etc, which are absent for structureless elementary particles. Nevertheless, this is a useful concept. In section 12.2 we will see how the composition invariance of gravitational forces is related to the principle of equivalence.

In the rest of this chapter we will study either 2-particle or 2-body systems for which the Darwin-Breit Hamiltonian provides a reasonable approximation. We are going to solve Hamilton's equations of motion and obtain forces for a few types of two-body systems: "charge + charge", "wire with current + charge", "charge + spin's magnetic moment", and "charge + small current loop". Our goal is to demonstrate that a direct-interaction theory based on the Hamiltonian (11.8) is a reasonable alternative to the traditional

Maxwell's field-based electrodynamics. In section 11.2 we will describe a few experiments and paradoxes whose explanation is questionable in Maxwell's theory and straightforward in RQD.

### 11.1.3 Two charges

Let us consider a system of two spinless charged particles. The full Hamiltonian of this system (which is called the *Darwin Hamiltonian*) is obtained by dropping spin-dependent terms from the Darwin-Breit Hamiltonian (11.8)

$$\begin{aligned}
 H = & \frac{p_1^2}{2m_1} + \frac{p_2^2}{2m_2} - \frac{p_1^4}{8m_1^3c^2} - \frac{p_2^4}{8m_2^3c^2} + \frac{q_1q_2}{4\pi r} \\
 & - \frac{q_1q_2}{8\pi m_1m_2c^2r} \left( (\mathbf{p}_1 \cdot \mathbf{p}_2) + \frac{(\mathbf{p}_1 \cdot \mathbf{r})(\mathbf{p}_2 \cdot \mathbf{r})}{r^2} \right) \quad (11.14)
 \end{aligned}$$

The time derivative of the first particle's momentum can be obtained from the first Hamilton's equation of motion

$$\begin{aligned}
 \frac{d\mathbf{p}_1}{dt} &= [\mathbf{p}_1, H]_P = -\frac{\partial H}{\partial \mathbf{r}_1} \\
 &= \frac{q_1q_2\mathbf{r}}{4\pi r^3} - \frac{q_1q_2(\mathbf{p}_1 \cdot \mathbf{p}_2)\mathbf{r}}{8\pi m_1m_2c^2r^3} + \frac{q_1q_2\mathbf{p}_1(\mathbf{p}_2 \cdot \mathbf{r})}{8\pi m_1m_2c^2r^3} + \frac{q_1q_2(\mathbf{p}_1 \cdot \mathbf{r})\mathbf{p}_2}{8\pi m_1m_2c^2r^3} \\
 &\quad - \frac{3q_1q_2(\mathbf{p}_1 \cdot \mathbf{r})(\mathbf{p}_2 \cdot \mathbf{r})\mathbf{r}}{8\pi m_1m_2c^2r^5} \quad (11.15)
 \end{aligned}$$

Since the Hamiltonian (11.14) is symmetric with respect to permutation of the two particles, we can obtain the time derivative of the second particle's momentum by replacing indices  $1 \leftrightarrow 2$  in (11.15)<sup>7</sup>

$$\frac{d\mathbf{p}_2}{dt} = -\frac{d\mathbf{p}_1}{dt} \quad (11.16)$$

The velocity of the particle 1 is obtained from the second Hamilton's equation<sup>8</sup>

---

<sup>7</sup>Note that this operation also changes the sign of  $\mathbf{r} \equiv \mathbf{r}_1 - \mathbf{r}_2$ .

<sup>8</sup>This relationship between velocity and momentum is interaction-dependent because the interaction energy in (11.14) is momentum-dependent.

$$\begin{aligned}
\mathbf{v}_1 &\equiv \frac{d\mathbf{r}_1}{dt} = [\mathbf{r}_1, H]_P = \frac{\partial H}{\partial \mathbf{p}_1} \\
&= \frac{\mathbf{p}_1}{m_1} - \frac{p_1^2 \mathbf{p}_1}{2m_1^3 c^2} - \frac{q_1 q_2 \mathbf{p}_2}{8\pi m_1 m_2 c^2 r} - \frac{q_1 q_2 (\mathbf{p}_2 \cdot \mathbf{r}) \mathbf{r}}{8\pi m_1 m_2 c^2 r^3} \quad (11.17)
\end{aligned}$$

The velocity of the second particle can be obtained from (11.17) by exchanging indices ( $1 \leftrightarrow 2$ )

$$\mathbf{v}_2 \equiv \frac{d\mathbf{r}_2}{dt} = \frac{\mathbf{p}_2}{m_2} - \frac{p_2^2 \mathbf{p}_2}{2m_2^3 c^2} - \frac{q_1 q_2 \mathbf{p}_1}{8\pi m_1 m_2 c^2 r} - \frac{q_1 q_2 (\mathbf{p}_1 \cdot \mathbf{r}) \mathbf{r}}{8\pi m_1 m_2 c^2 r^3} \quad (11.18)$$

From these results we can calculate second time derivatives (accelerations) of particle positions<sup>9</sup>

$$\begin{aligned}
\frac{d^2 \mathbf{r}_1}{dt^2} &= \frac{\dot{\mathbf{p}}_1}{m_1} - \frac{p_1^2 \dot{\mathbf{p}}_1}{2m_1^3 c^2} - \frac{2(\mathbf{p}_1 \cdot \dot{\mathbf{p}}_1) \mathbf{p}_1}{2m_1^3 c^2} + \frac{q_1 q_2 \mathbf{p}_2 (\mathbf{r} \cdot \dot{\mathbf{r}})}{8\pi m_1 m_2 c^2 r^3} \\
&\quad - \frac{q_1 q_2 (\mathbf{p}_2 \cdot \dot{\mathbf{r}}) \mathbf{r}}{8\pi m_1 m_2 c^2 r^3} + \frac{3q_1 q_2 (\mathbf{p}_2 \cdot \mathbf{r}) \mathbf{r} (\mathbf{r} \cdot \dot{\mathbf{r}})}{8\pi m_1 m_2 c^2 r^5} - \frac{q_1 q_2 (\mathbf{p}_2 \cdot \mathbf{r}) \dot{\mathbf{r}}}{8\pi m_1 m_2 c^2 r^3} \\
&\approx \frac{q_1 q_2 \mathbf{r}}{4\pi m_1 r^3} - \frac{q_1 q_2 (\mathbf{p}_1 \cdot \mathbf{p}_2) \mathbf{r}}{8\pi m_1^2 m_2 c^2 r^3} + \frac{q_1 q_2 \mathbf{p}_1 (\mathbf{p}_2 \cdot \mathbf{r})}{8\pi m_1^2 m_2 c^2 r^3} + \frac{q_1 q_2 (\mathbf{p}_1 \cdot \mathbf{r}) \mathbf{p}_2}{8\pi m_1^2 m_2 c^2 r^3} \\
&\quad - \frac{3q_1 q_2 (\mathbf{p}_1 \cdot \mathbf{r}) (\mathbf{p}_2 \cdot \mathbf{r}) \mathbf{r}}{8\pi m_1^2 m_2 c^2 r^5} - \frac{p_1^2}{2m_1^2 c^2} \frac{q_1 q_2 \mathbf{r}}{4\pi m_1 r^3} - \frac{2q_1 q_2 (\mathbf{p}_1 \cdot \mathbf{r}) \mathbf{p}_1}{8\pi m_1^3 c^2 r^3} + \frac{q_1 q_2 \mathbf{p}_2 (\mathbf{r} \cdot \mathbf{p}_1)}{8\pi m_1^2 m_2 c^2 r^3} \\
&\quad - \frac{q_1 q_2 \mathbf{p}_2 (\mathbf{r} \cdot \mathbf{p}_2)}{8\pi m_1 m_2^2 c^2 r^3} - \frac{q_1 q_2 (\mathbf{p}_2 \cdot \mathbf{p}_1) \mathbf{r}}{8\pi m_1^2 m_2 c^2 r^3} + \frac{q_1 q_2 (\mathbf{p}_2 \cdot \mathbf{p}_2) \mathbf{r}}{8\pi m_1 m_2^2 c^2 r^3} + \frac{3q_1 q_2 (\mathbf{p}_2 \cdot \mathbf{r}) \mathbf{r} (\mathbf{r} \cdot \mathbf{p}_1)}{8\pi m_1^2 m_2 c^2 r^5} \\
&\quad - \frac{3q_1 q_2 (\mathbf{p}_2 \cdot \mathbf{r}) \mathbf{r} (\mathbf{r} \cdot \mathbf{p}_2)}{8\pi m_1 m_2^2 c^2 r^5} - \frac{q_1 q_2 (\mathbf{p}_2 \cdot \mathbf{r}) \mathbf{p}_1}{8\pi m_1^2 m_2 c^2 r^3} + \frac{q_1 q_2 (\mathbf{p}_2 \cdot \mathbf{r}) \mathbf{p}_2}{8\pi m_1 m_2^2 c^2 r^3} \\
&= \frac{q_1 q_2 \mathbf{r}}{4\pi m_1 r^3} + \frac{q_1 q_2 (\mathbf{v}_1 - \mathbf{v}_2)^2 \mathbf{r}}{8\pi m_1 c^2 r^3} - \frac{q_1 q_2 v_1^2 \mathbf{r}}{4\pi m_1 c^2 r^3} + \frac{q_1 q_2 (\mathbf{v}_1 \cdot \mathbf{r}) (\mathbf{v}_2 - \mathbf{v}_1)}{4\pi m_1 c^2 r^3} \\
&\quad - \frac{3q_1 q_2 (\mathbf{v}_2 \cdot \mathbf{r})^2 \mathbf{r}}{8\pi m_1 c^2 r^5} \quad (11.19) \\
\frac{d^2 \mathbf{r}_2}{dt^2} &\approx -\frac{q_1 q_2 \mathbf{r}}{4\pi m_2 r^3} - \frac{q_1 q_2 (\mathbf{v}_1 - \mathbf{v}_2)^2 \mathbf{r}}{8\pi m_2 c^2 r^3} + \frac{q_1 q_2 v_2^2 \mathbf{r}}{4\pi m_2 c^2 r^3} - \frac{q_1 q_2 (\mathbf{v}_2 \cdot \mathbf{r}) (\mathbf{v}_1 - \mathbf{v}_2)}{4\pi m_2 c^2 r^3}
\end{aligned}$$

<sup>9</sup>In this derivation we omitted terms proportional to  $q_1^2 q_2^2$  due to their smallness (formally they belong to the 4th perturbation order). Also keeping the accuracy of  $(v/c)^2$  we can set  $\dot{\mathbf{r}} = \frac{d\mathbf{r}_1}{dt} - \frac{d\mathbf{r}_2}{dt} \equiv \mathbf{v}_1 - \mathbf{v}_2 \approx \frac{\mathbf{p}_1}{m_1} - \frac{\mathbf{p}_2}{m_2}$  in terms that already have the factor  $(1/c)^2$ .



$$+ \frac{3q_1q_2(\mathbf{v}_1 \cdot \mathbf{r})^2\mathbf{r}}{8\pi m_2 c^2 r^5} \quad (11.20)$$

#### 11.1.4 The definition of force

There are two definitions of *force* commonly used in classical mechanics. In one definition the force acting on a particle is identified with the time derivative of that particle's momentum

$$\mathbf{f}_i \equiv \frac{d\mathbf{p}_i}{dt} \quad (11.21)$$

In another definition [120] the force is the product of the particle's rest mass and its acceleration

$$\mathbf{f}_i \equiv m_i \frac{d^2\mathbf{r}_i}{dt^2} \quad (11.22)$$

These two definitions are identical only for not-so-interesting potentials that do not depend on momenta (or velocities) of particles. We are dealing with interaction potentials that do depend on particles' momenta, so we need to decide which definition of force we are going to use.

The definition (11.21) has the advantage that the third Newton's law of motion (the law of action and reaction) in a two-body system has a simple formulation

$$\mathbf{f}_1 = -\mathbf{f}_2 \quad (11.23)$$

This law is a trivial consequence of the law of conservation of the total momentum, this follows immediately from the vanishing Poisson bracket (O.2) in our approach

$$\frac{d\mathbf{p}_2}{dt} = [\mathbf{p}_2, H]_P = [\mathbf{P}_0 - \mathbf{p}_1, H]_P = -[\mathbf{p}_1, H]_P = -\frac{d\mathbf{p}_1}{dt} \quad (11.24)$$

and there is no need to invoke such dubious notions as “hidden momentum” and/or momentum of electromagnetic fields in order to enforce this law [203, 204, 205, 206].

Contrary to the usual practice, in this book we will use definition (11.22), which is the second Newton's law of motion. It is true that this definition does not imply the *balance of forces* (11.23), as can be seen from comparison of (11.19) and (11.20). However, it is preferable for several reasons. First, definition (11.22) is consistent with the standard notion that equilibrium (or zero acceleration  $d^2\mathbf{r}/dt^2 = 0$ ) is achieved when the force vanishes (the first Newton's law of motion). Second, it is rather difficult to measure momenta of particles and their time derivatives in experiments. It is much easier to measure velocities and accelerations of particles, e.g., by the time-of-flight techniques. For example, by measuring current in a closed circuit we actually measure the amount of charge passing through the cross-section of the wire in a unit of time. This quantity is directly related to the velocity of electrons, while it has no direct connection to electrons' momenta.<sup>10</sup>

### 11.1.5 Wire with current

Experimentally, it is very difficult to isolate two charged particles and measure their trajectories with sufficient precision to verify their dynamics given by equations (11.19) - (11.20). In many cases it is more convenient to study behavior of electrons that are free to move in wires made of conducting materials. In this subsection we will consider forces acting between electrons in wires and outside charges.<sup>11</sup>

Let us consider the force exerted by a metal wire on a charge  $q_1$  located at point  $\mathbf{r}_1$  and moving with velocity  $\mathbf{v}_1$ . There are two kinds of charges in the wire: the fixed positive ions of the lattice and mobile negatively charged electrons. In most cases the total charge of the ions compensates exactly the total charge of the electrons, so that the wire is electrically neutral. The spins of ions and electrons in the wire are oriented randomly, therefore spin-orbit (3rd and 4th lines in eq. (11.8)) terms, being linear with respect to particle spins, vanish after averaging. It can be shown that if the wire moves as a whole, then velocity-dependent Darwin interactions (the second line in eq. (11.8)) of the charge 1 with electrons and ions in the wire cancel each other. Therefore, we can assume that the wire remains stationary, and

---

<sup>10</sup>As we saw in Appendices 11.1.3 - 11.1.6, for momentum-dependent potentials considered here, momenta and velocities of particles are related by non-trivial interaction-dependent formulas.

<sup>11</sup>Here we do not consider *image forces* that are always present when a charge interacts with a conductor.

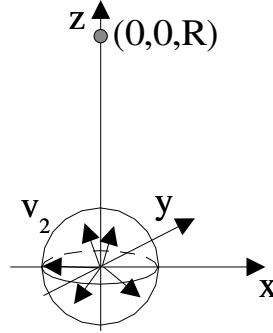


Figure 11.1: Interaction of a charge 1 at  $(0,0,R)$  with wire electrons (in the origin) whose thermal velocities have absolute value  $v_2$  and uniformly distributed directions.

that only electrons in the loop are moving with velocity  $\mathbf{v}_2$ . The electrons in the wire participate in two kinds of movements: thermal and drift. The velocities of the thermal movement are rather high, but their orientations are distributed randomly; the drift velocity is directed along the applied voltage, but its magnitude is rather small ( $\approx \text{mm/sec}$ ). Let us first see the effect of the thermal electrons<sup>12</sup> on the external charge 1. Then in eq. (11.19) we can omit terms that do not depend on  $\mathbf{v}_2$ .<sup>13</sup> We can also neglect the terms having linear dependence on  $\mathbf{v}_2$ , because these terms average out to zero due to isotropy of the thermal movement. So, we are left with terms proportional to  $v_2^2$

$$\mathbf{f}_1 = \frac{q_1 q_2 v_2^2 \mathbf{r}}{8\pi c^2 r^3} - \frac{3q_1 q_2 (\mathbf{v}_2 \cdot \mathbf{r})^2 \mathbf{r}}{8\pi c^2 r^5} \quad (11.25)$$

Now consider a small piece of metal located in the origin and the charge 1 at the point  $(0,0,R)$  on the  $z$ -axis (see fig. 11.1). Our goal is to show that the force acting on the charge 1 (i.e., the average of forces (11.25) for different values of  $\mathbf{v}_2$ ) is zero. To prove this fact it is sufficient to show that expression (11.25) yields zero when averaged over directions of  $\mathbf{v}_2$ , i.e., when the absolute value  $v_2$  is kept fixed. The  $x$ - and  $y$ -components of this average are zero by symmetry, and the  $z$ -component is proportional to the integral

<sup>12</sup>They will be marked by the index 2.

<sup>13</sup>Such contributions are canceled by forces from positively charged lattice ions.

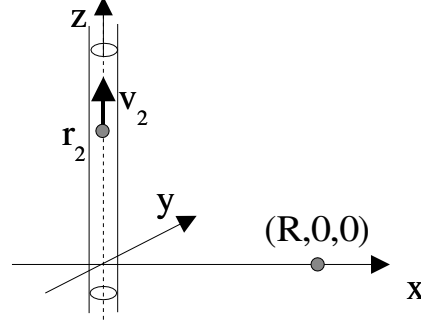


Figure 11.2: Interaction of a charge at  $(R, 0, 0)$  with an infinite straight vertical wire with current.

on the surface of the sphere of radius  $v_2$ <sup>14</sup>

$$\begin{aligned}
 I_z &= \int_0^\pi \sin \theta d\theta \int_0^{2\pi} d\varphi \left( \frac{v_2^2}{R^2} - \frac{3v_2^2 \cos^2 \theta}{R^2} \right) \\
 &= \frac{4\pi v_2^2}{R^2} + \frac{6\pi v_2^2}{R^2} \int_1^{-1} t^2 dt \\
 &= 0
 \end{aligned}$$

By similar arguments one can show that the force (averaged over velocities of thermal electrons) exerted by the charge on the conductor without current vanishes as well. So, the thermal movement of electrons can be ignored in conductor-charge calculations.

Let us now consider a charge 1 and an infinite straight wire with a non-zero drift velocity of electrons  $v_2$  in the geometry shown in fig. 11.2. We would like to calculate the force acting on the charge. In this case, terms linear in  $\mathbf{v}_2$  cannot be neglected, and the force acting on 1 from a small portion  $dr_{2z}$  of the wire is given by<sup>15</sup>

$$d\mathbf{f}_1 = q_1 \rho_2 dr_{2z} \left( -\frac{(\mathbf{v}_1 \cdot \mathbf{v}_2) \mathbf{r}}{4\pi c^2 r^3} + \frac{v_2^2 \mathbf{r}}{8\pi c^2 r^3} + \frac{(\mathbf{v}_1 \cdot \mathbf{r}) \mathbf{v}_2}{4\pi c^2 r^3} - \frac{3(\mathbf{v}_2 \cdot \mathbf{r})^2 \mathbf{r}}{8\pi c^2 r^5} \right)$$

<sup>14</sup>Here we omit irrelevant constant factors present in (11.25) and use spherical coordinates with angles  $\varphi \in [0, 2\pi]$  and  $\theta \in [0, \pi]$ , so that  $(\mathbf{v}_2 \cdot \mathbf{r}) = v_2 R \cos \theta$ .

<sup>15</sup> $\rho_2$  is the linear density of conduction electrons in the wire

$$= q_1 \rho_2 dr_{2z} \left( \frac{[\mathbf{v}_1 \times [\mathbf{v}_2 \times \mathbf{r}]]}{4\pi c^2 r^3} + \frac{v_2^2 \mathbf{r}}{8\pi c^2 r^3} - \frac{3(\mathbf{v}_2 \cdot \mathbf{r})^2 \mathbf{r}}{8\pi c^2 r^5} \right) \quad (11.26)$$

and the full force is obtained by integration of (11.26) on the length of the wire. Let us first show that the integral of the 2nd and 3rd term vanishes. Only the  $x$ -component of this integral needs to be considered, and it turns out to be zero

$$\begin{aligned} I_x &= \frac{q_1 \rho_2 v_2^2}{8\pi m_1 c^2} \int_{-\infty}^{\infty} dr_{2z} \left( \frac{R}{(R^2 + r_{2z}^2)^{3/2}} - \frac{3r_{2z}^2 R}{(R^2 + r_{2z}^2)^{5/2}} \right) \\ &= 0 \end{aligned}$$

This result means, in particular, that neutral superconducting (=zero resistance) wire with current does not create  $v_2^2$ -dependent electrostatic potential in the surrounding space (there is no force acting on charges at rest). The observation of such a potential was erroneously reported in [207]. Subsequent more accurate measurements [208, 209] did not confirm this report.

So, the full force acting on the charge 1 is obtained by integration of the first term in (11.26) on the length of the wire

$$\mathbf{F}_1 = \frac{q_1 \rho_2}{4\pi c^2} \int_{-\infty}^{\infty} dr_{2z} \frac{[\mathbf{v}_1 \times [\mathbf{v}_2 \times \mathbf{r}]]}{r^3} \quad (11.27)$$

In this expression one easily recognizes the Biot-Savart force law of the traditional Maxwell's theory. This means that all results of Maxwell's theory referring to magnetic properties of wires with currents remain valid in our approach.

### 11.1.6 Charge and current loop

Let us use the Hamiltonian (11.14) to calculate the interaction energy between a neutral circular current-carrying wire of a small radius  $a$  and a point charge in the geometry shown in fig. 11.3.<sup>16</sup> As we saw in the preceding

---

<sup>16</sup>The charge  $q_1$  is located at a general point in space  $\mathbf{r}_1 = (r_{1x}, r_{1y}, r_{1z})$  and having arbitrary momentum  $\mathbf{p}_1 = (p_{1x}, p_{1y}, p_{1z})$ .

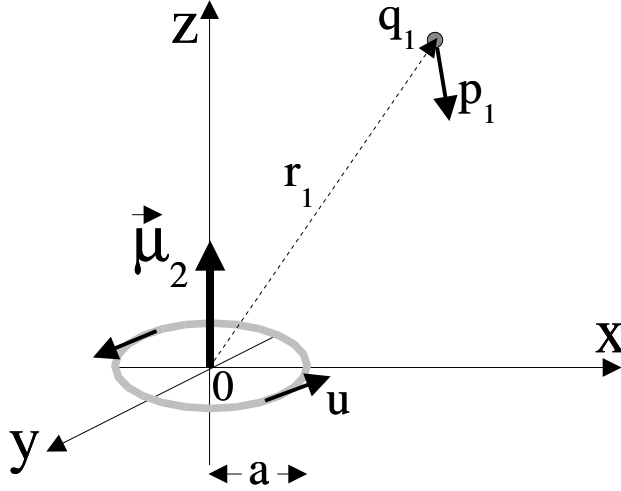


Figure 11.3: Interaction between current loop and charge

subsection, the movement of the wire as a whole does not have any effect on its interaction with the charge. So, we will assume that the current loop is stationary in the origin. We need to take into account only the velocity-dependent interaction between the charge 1 and negative charges of conduction electrons having linear density  $\rho_2 = -\rho_3$  and drift velocity  $\mathbf{v}_2 \approx \mathbf{p}_2/m_2$ , whose tangential component is  $u$ , as shown in fig. 11.3. Then the potential energy of interaction between the charge 1 and the loop element  $dl$  is given by the Darwin's formula

$$V_{dl-q1} \approx -\frac{q_1 \rho_2 dl}{8\pi m_1 c^2} \left( \frac{(\mathbf{p}_1 \cdot \mathbf{v}_2)}{r} + \frac{(\mathbf{p}_1 \cdot \mathbf{r})(\mathbf{v}_2 \cdot \mathbf{r})}{r^3} \right)$$

In the coordinate system shown in fig. 11.3 the line element in the loop is  $dl = a d\theta$  and  $\mathbf{v}_2 = (-u \sin \theta, u \cos \theta, 0)$ . In the limit  $a \rightarrow 0$  we can approximate

$$r^{-1} \approx \frac{1}{r_1} + \frac{a(r_{1x} \cos \theta + r_{1y} \sin \theta)}{r_1^3} \quad (11.28)$$

$$r^{-3} \approx \frac{1}{r_1^3} + \frac{3a(r_{1x} \cos \theta + r_{1y} \sin \theta)}{r_1^5} \quad (11.29)$$

The full interaction between the charge and the loop is obtained by integrating  $V_{dl-q1}$  on  $\theta$  from 0 to  $2\pi$  and neglecting small terms proportional to  $a^3$

$$\begin{aligned}
V_{loop-q1} &\approx -\frac{aq_1\rho_2}{8\pi m_1 c^2} \int_0^{2\pi} d\theta \left[ (-up_{1x} \sin \theta + up_{1y} \cos \theta) \left( \frac{1}{r_1} + \frac{a(r_{1x} \cos \theta + r_{1y} \sin \theta)}{r_1^3} \right) \right. \\
&+ \left. (-ur_{1x} \sin \theta + ur_{1y} \cos \theta) ((\mathbf{p}_1 \cdot \mathbf{r}_1) - p_{1x}a \cos \theta - p_{1y}a \sin \theta) \times \right. \\
&\quad \left. \left( \frac{1}{r_1^3} + \frac{3a(r_{1x} \cos \theta + r_{1y} \sin \theta)}{r_1^5} \right) \right] \\
&\approx -\frac{a^2 u q_1 \rho_2 [\mathbf{r}_1 \times \mathbf{p}_1]_z}{4m_1 c^2 r_1^3}
\end{aligned}$$

Taking into account the usual definition of the loop's magnetic moment  $\mu_2 = \pi a^2 \rho_2 u / c$  (see eq. (5.42) in [202]) whose direction is orthogonal to the plane of the loop, we find that for arbitrary position and orientation of the loop

$$V_{loop-q1} \approx -\frac{q_1 [\vec{\mu}_2 \times \mathbf{r}] \cdot \mathbf{p}_1}{4\pi m_1 c r^3}$$

which agrees with the spin-charge interaction in (11.34) when  $\mathbf{p}_2 = 0$ .<sup>17</sup> So, we can write the full Hamiltonian for the system of charge 1 and current loop 2 as<sup>18</sup>

$$H = \frac{p_1^2}{2m_1} + \frac{p_2^2}{2m_2} - \frac{p_1^4}{8m_1^3 c^2} - \frac{p_2^4}{8m_2^3 c^2} - \frac{q_1 [\vec{\mu}_2 \times \mathbf{r}] \cdot \mathbf{p}_1}{4\pi m_1 c r^3} \quad (11.30)$$

The time derivative of the first particle's momentum can be obtained from the Hamilton's equation of motion (5.54)

$$\frac{d\mathbf{p}_1}{dt} = -\frac{\partial H}{\partial \mathbf{r}_1} = \frac{q_1 [\mathbf{p}_1 \times \vec{\mu}_2]}{4\pi m_1 c r^3} - \frac{3q_1 ([\mathbf{p}_1 \times \vec{\mu}_2] \cdot \mathbf{r}) \mathbf{r}}{4\pi m_1 c r^5}$$

---

<sup>17</sup>As we discussed in subsection 11.1.5, the interaction potential between a charge  $q_1$  and a neutral wire does not depend on the velocity of the wire.

<sup>18</sup>compare with (11.34)

The time derivative of the second particle's momentum follows from the law of conservation of the total momentum (11.24)

$$\frac{d\mathbf{p}_2}{dt} = -\frac{d\mathbf{p}_1}{dt}$$

The velocity of the charged particle 1 is obtained from the 2nd Hamilton's equation of motion

$$\mathbf{v}_1 = \frac{\partial H}{\partial \mathbf{p}_1} = \frac{\mathbf{p}_1}{m_1} - \frac{p_1^2 \mathbf{p}_1}{2m_1^3 c} - \frac{q_1 [\vec{\mu}_2 \times \mathbf{r}]}{4\pi m_1 c r^3} \quad (11.31)$$

Acceleration of the particle 1 is obtained as a time derivative of (11.31)<sup>19</sup>

$$\begin{aligned} \mathbf{a}_1 &\equiv \frac{d\mathbf{v}_1}{dt} \\ &\approx \frac{\dot{\mathbf{p}}_1}{m_1} - \frac{q_1 [\vec{\mu}_2 \times \dot{\mathbf{r}}]}{4\pi m_1 c r^3} + \frac{3q_1 [\vec{\mu}_2 \times \mathbf{r}] (\mathbf{r} \cdot \dot{\mathbf{r}})}{4\pi m_1 c r^5} \\ &= \frac{q_1 [\mathbf{p}_1 \times \vec{\mu}_2]}{2\pi m_1^2 c r^3} - \frac{3q_1 ([\vec{\mu}_2 \times \mathbf{r}] \cdot \mathbf{p}_1) \mathbf{r}}{4\pi m_1^2 c r^5} + \frac{3q_1 [\vec{\mu}_2 \times \mathbf{r}] (\mathbf{r} \cdot \mathbf{p}_1)}{4\pi m_1^2 c r^5} \\ &+ \frac{q_1 [\vec{\mu}_2 \times \mathbf{p}_2]}{4\pi m_1 m_2 c r^3} - \frac{3q_1 [\vec{\mu}_2 \times \mathbf{r}] (\mathbf{r} \cdot \mathbf{p}_2)}{4\pi m_2 c r^5} \\ &= \frac{q_1 [\mathbf{p}_1 \times \vec{\mu}_2]}{2\pi m_1^2 c r^3} - \frac{3q_1 [\mathbf{p}_1 \times [\mathbf{r} \times [\vec{\mu}_2 \times \mathbf{r}]]]}{4\pi m_1^2 c r^5} - \left( \frac{d}{dt} \right)_2 \frac{q_1 [\vec{\mu}_2 \times \mathbf{r}]}{4\pi c r^3} \\ &= -\frac{q_1 [\mathbf{p}_1 \times \vec{\mu}_2]}{4\pi m_1^2 c r^3} + \frac{3q_1 [\mathbf{p}_1 \times \mathbf{r}] (\vec{\mu}_2 \cdot \mathbf{r})}{4\pi m_1^2 c r^5} - \left( \frac{d}{dt} \right)_2 \frac{q_1 [\vec{\mu}_2 \times \mathbf{r}]}{4\pi c r^3} \quad (11.32) \end{aligned}$$

The notation  $\left( \frac{d}{dt} \right)_2$  means the time derivative (of  $\mathbf{r}$ ) when only particle 2 (the loop) is allowed to move, i.e.

$$\left( \frac{d}{dt} \right)_2 \mathbf{r} = -\mathbf{v}_2 \approx -\frac{\mathbf{p}_2}{m_2} \quad (11.33)$$

---

<sup>19</sup>Here we noticed that  $\dot{\mathbf{p}}_1 \propto v/c$ , therefore the time derivative of the second term on the right hand side of (11.31) is  $\propto (v/c)^2$  and thus it does not contribute to (11.32). Vector identities (D.15) and (D.16) are being used in this derivation.



### 11.1.7 Charge and spin's magnetic moment

Let us now consider the system of a spinless charged particle 1 and a point magnetic moment 2. The relevant Hamiltonian is obtained from (11.8) by dropping terms depending on  $\vec{\mu}_1$  and  $q_2$

$$\begin{aligned}
 H &= \frac{p_1^2}{2m_1} + \frac{p_2^2}{2m_2} - \frac{p_1^4}{8m_1^3c^2} - \frac{p_2^4}{8m_2^3c^2} \\
 &+ \frac{q_1[\vec{\mu}_2 \times \mathbf{r}] \cdot \mathbf{p}_2}{8\pi m_2 cr^3} - \frac{q_1[\vec{\mu}_2 \times \mathbf{r}] \cdot \mathbf{p}_1}{4\pi m_1 cr^3}
 \end{aligned} \tag{11.34}$$

As usual, we employ Hamilton's equations of motion to calculate time derivatives of momenta, the velocity, and acceleration<sup>20</sup>

$$\begin{aligned}
 \frac{d\mathbf{p}_1}{dt} &= [\mathbf{p}_1, H]_P = -\frac{\partial H}{\partial \mathbf{r}_1} \\
 &= \frac{q_1[\mathbf{p}_1 \times \vec{\mu}_2]}{4\pi m_1 cr^3} - \frac{3q_1([\mathbf{p}_1 \times \vec{\mu}_2] \cdot \mathbf{r})\mathbf{r}}{4\pi m_1 cr^5} - \frac{q_1[\mathbf{p}_2 \times \vec{\mu}_2]}{8\pi m_2 cr^3} + \frac{3q_1([\mathbf{p}_2 \times \vec{\mu}_2] \cdot \mathbf{r})\mathbf{r}}{8\pi m_2 cr^5} \\
 \frac{d\mathbf{p}_2}{dt} &= -\frac{d\mathbf{p}_1}{dt} \\
 \mathbf{v}_1 &\equiv \frac{d\mathbf{r}_1}{dt} = [\mathbf{r}_1, H]_P = \frac{\partial H}{\partial \mathbf{p}_1} = \frac{\mathbf{p}_1}{m_1} - \frac{p_1^2 \mathbf{p}_1}{2m_1^3 c} - \frac{q_1[\vec{\mu}_2 \times \mathbf{r}]}{4\pi m_1 cr^3} \\
 \mathbf{a}_1 &\equiv \frac{d\mathbf{v}_1}{dt} \\
 &\approx \frac{\dot{\mathbf{p}}_1}{m_1} - \frac{q_1[\vec{\mu}_2 \times \dot{\mathbf{r}}]}{4\pi m_1 cr^3} + \frac{3q_1[\vec{\mu}_2 \times \mathbf{r}](\mathbf{r} \cdot \dot{\mathbf{r}})}{4\pi m_1 cr^5} \\
 &= \frac{q_1[\mathbf{p}_1 \times \vec{\mu}_2]}{2\pi m_1^2 cr^3} - \frac{3q_1([\mathbf{p}_1 \times \vec{\mu}_2] \cdot \mathbf{r})\mathbf{r}}{4\pi m_1^2 cr^5} + \frac{3q_1[\vec{\mu}_2 \times \mathbf{r}](\mathbf{r} \cdot \mathbf{p}_1)}{4\pi m_1^2 cr^5} \\
 &\quad - \frac{3q_1[\mathbf{v}_2 \times \vec{\mu}_2]}{8\pi cr^3} + \frac{3q_1([\vec{\mu}_2 \times \mathbf{r}] \cdot \mathbf{v}_2)\mathbf{r}}{8\pi cr^5} - \frac{3q_1[\vec{\mu}_2 \times \mathbf{r}](\mathbf{r} \cdot \mathbf{v}_2)}{4\pi cr^5} \\
 &= \frac{q_1[\mathbf{p}_1 \times \vec{\mu}_2]}{2\pi m_1^2 cr^3} - \frac{3q_1[\mathbf{p}_1 \times [\mathbf{r} \times [\vec{\mu}_2 \times \mathbf{r}]]}{4\pi m_1^2 cr^5} \\
 &\quad - \frac{q_1[\mathbf{v}_2 \times \vec{\mu}_2]}{8\pi cr^3} + \frac{3q_1([\vec{\mu}_2 \times \mathbf{r}] \cdot \mathbf{v}_2)\mathbf{r}}{8\pi cr^5}
 \end{aligned}$$

<sup>20</sup>Here we assume that the magnetic moment  $\vec{\mu}_2$  is not changing during the time evolution, so that we can set  $\dot{\vec{\mu}}_2 = 0$ . If needed, this time derivative can be found, as usual, from the Poisson bracket with the Hamiltonian  $\dot{\vec{\mu}}_2 = [\vec{\mu}_2, H]_P$ .

$$\begin{aligned}
& + \frac{q_1[\vec{\mu}_2 \times \mathbf{v}_2]}{4\pi cr^3} - \frac{3q_1[\vec{\mu}_2 \times \mathbf{r}](\mathbf{r} \cdot \mathbf{v}_2)}{4\pi cr^5} \\
& = -\frac{q_1[\mathbf{p}_1 \times \vec{\mu}_2]}{4\pi m_1^2 cr^3} + \frac{3q_1[\mathbf{p}_1 \times \mathbf{r}](\vec{\mu}_2 \cdot \mathbf{r})}{4\pi m_1^2 cr^5} - \frac{d}{d\mathbf{r}_1} \frac{q_1([\mathbf{v}_2 \times \vec{\mu}_2] \cdot \mathbf{r})}{8\pi cr^3} \\
& - \left( \frac{d}{dt} \right)_2 \frac{q_1[\vec{\mu}_2 \times \mathbf{r}]}{4\pi cr^3} \tag{11.35}
\end{aligned}$$

This means that acceleration of the charge 1 in the field of the spin's magnetic moment is basically the same as in the field of a current loop (11.32). The only difference is the presence of an additional gradient term<sup>21</sup> in the former case.

### 11.1.8 Two types of magnets

Let us consider the system “moving charge 1 + magnetic moment at rest 2”. The Hamiltonian is obtained either from (11.30) or from (11.34) by setting  $\mathbf{p}_2 = 0$

$$H = \frac{p_1^2}{2m_1} + \frac{p_2^2}{2m_2} - \frac{p_1^4}{8m_1^3 c^2} - \frac{p_2^4}{8m_2^3 c^2} - \frac{q_1[\mathbf{r} \times \mathbf{p}_1] \cdot \vec{\mu}_2}{4\pi m_1 cr^3} \tag{11.36}$$

The force acting on the charge 1 is given by formula (11.32)

$$\begin{aligned}
\mathbf{f}_1 &= m_1 \mathbf{a}_1 \\
&= -\frac{q_1[\mathbf{p}_1 \times \vec{\mu}_2]}{4\pi m_1 cr^3} + \frac{3q_1[\mathbf{p}_1 \times \mathbf{r}](\vec{\mu}_2 \cdot \mathbf{r})}{4\pi m_1 cr^5} \\
&\approx \frac{q_1}{c} [\mathbf{v}_1 \times \mathbf{b}_1] \tag{11.37}
\end{aligned}$$

which is the standard definition of the magnetic part of the *Lorentz force* if another standard expression

$$\mathbf{b}_1 = -\frac{\vec{\mu}_2}{4\pi r^3} + \frac{3(\vec{\mu}_2 \cdot \mathbf{r})\mathbf{r}}{4\pi r^5} \tag{11.38}$$

---

<sup>21</sup>the third term on the right hand side of (11.35)

is used for the “magnetic field” of the magnetic moment<sup>22</sup>  $\vec{\mu}_2$  at point  $\mathbf{r}_1$ .<sup>23</sup> There are, however, important differences with respect to the standard approach. First, in the usual Lorentz force equation (see, e.g., eq. (11.124) in [202]) the force is identified with the time derivative of the momentum (11.21). In our case, the force is “mass times acceleration” (11.22). Second, in our approach, there are no fields (electric or magnetic) having independent existence at each space point. There are only direct inter-particle forces. This is why we put “magnetic field” in quotes.

For comparison with experiment it is not sufficient to discuss point magnetic dipoles. We need to apply the above results to macroscopic magnets. It is important to mention that there are two origins of magnetization in materials. First is due to the orbital motion of electrons. Second is due to spin magnetic moments of electrons<sup>24</sup>. In permanent magnets both components play roles. The relative strength of the “orbital” and “spin” magnetizations varies among different types of magnetic materials. However, in most cases the dominant contribution is due to spins of electrons. This part of magnetization can be described by summing up spin magnetic dipoles over all atoms in the body, and the total “magnetic field” of the macroscopic magnet is obtained by adding up contributions like (11.38). To treat the orbital part of magnetization, one can represent each atom as a small current loop and notice that the orbital magnetic effect on moving charges is qualitatively the same as the spin magnetic effect.<sup>25</sup>

The above discussion referred to permanent bulk magnets. However, there is an alternative way to produce “magnetic field” by means of electromagnets – solenoids with current. In solenoids only the orbital component of magnetization is present. In order to find properties of macroscopic electromagnets we can use properties of small current loops derived in subsection 11.1.6. For example, a straight thin solenoid of finite length can be represented as a collection of small current loops stacked on top of each other (see fig. 11.4). The “magnetic field” of such a stack can be obtained by

---

<sup>22</sup>This formula is applicable for the “magnetic field” of both spin magnetic moment and magnetic moment of a small circular loop with current.

<sup>23</sup>see eq. (5.56) in [202]

<sup>24</sup>the contribution from nuclear spins is much weaker

<sup>25</sup>This conclusion is true only for stationary magnets. By comparing Hamiltonians (11.34) and (11.30) it is easy to see that *moving* spin and orbital magnetic moments have different properties. This difference will be discussed in subsections 11.2.7 - 11.2.9 in greater detail.

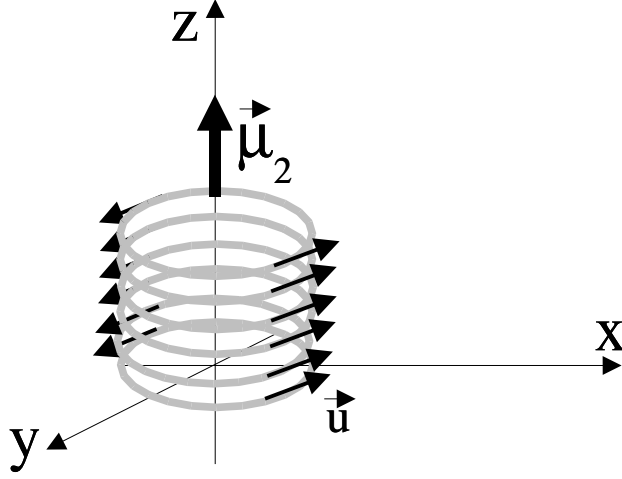


Figure 11.4: A thin solenoid can be represented as a stack of small current loops. The magnetization vector  $\vec{\mu}_2$  is directed along the solenoid's axis.

integrating (11.38) along the length of the stack.

### 11.1.9 Infinitely long solenoids/magnets

It is not difficult to show that the “magnetic field” outside an infinitely long thin solenoid vanishes. Assuming that the solenoid is oriented along the  $z$ -axis with  $x = y = 0$  (i.e.,  $\mathbf{r}_2 = (0, 0, z)$ ) and that the observation point is at  $\mathbf{r}_1 = (x_1, y_1, 0)$ , we obtain<sup>26</sup>

$$\begin{aligned} \mathbf{B}_{long}(\mathbf{r}_1) &= \int_{-\infty}^{\infty} dz \left( -\frac{(0, 0, \mu_2)}{4\pi(x_1^2 + y_1^2 + z^2)^{3/2}} - \frac{3\mu_2 z(x_1, y_1, -z)}{4\pi(x_1^2 + y_1^2 + z^2)^{5/2}} \right) \\ &= 0 \end{aligned} \tag{11.39}$$

These results refers to the infinitesimally thin solenoid. What about macroscopic solenoids with non-vanishing cross-sections? It is easy to see that each current-carrying coil in such a solenoid can be represented as a

<sup>26</sup>This time  $\mu_2$  should be understood as magnetization per unit length of the solenoid.

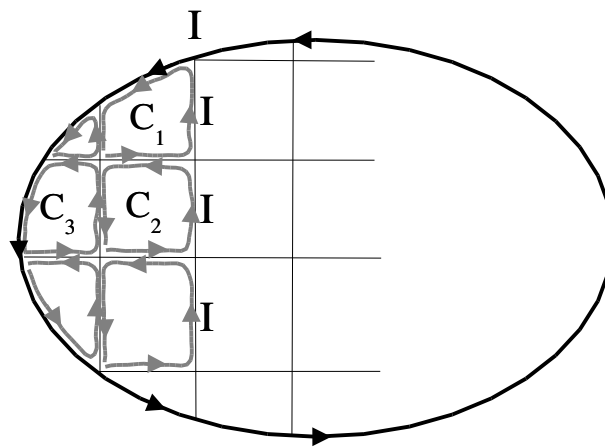


Figure 11.5: A wire coil with current  $I$  (black thick line) can be represented as a superposition of infinitesimally small loops  $C_1, C_2, C_3, \dots$  (grey lines) with the same current  $I$ . All currents inside the coil cancel each other, so that only the peripheral current is relevant for magnetic properties of the coil.

superposition of infinitely small loops (see fig. 11.5). Then a macroscopic thick cylindrical solenoid can be represented as a set of parallel thin solenoids joined together. If the macroscopic solenoid has infinite length and arbitrary cross-section, and the point  $\mathbf{r}_1$  is outside the solenoid's volume, then eq. (11.39) holds for each thin component. Therefore, the total “magnetic field” outside any such solenoid vanishes. Thus we conclude that the force acting on a moving charge outside infinitely long magnet (either permanent magnet or solenoid with current) is zero. This agrees with calculations based on Maxwell's equations. See, for example, Problem 5.2(a) in [202].

However, the vanishing force does not mean that the potential energy of the charge-solenoid interaction is zero as well. The potential energy<sup>27</sup> can be found by integrating the last term in eq. (11.36) along the length of the solenoid and noticing that the mixed product  $([\vec{\mu}_2 \times \mathbf{v}_1] \cdot \mathbf{r}_1)$  is independent of  $z$

$$V_{long} = \int_{-\infty}^{\infty} dz \frac{q_1([\vec{\mu}_2 \times \mathbf{v}_1] \cdot \mathbf{r}_1)}{4\pi c(x_1^2 + y_1^2 + z^2)^{3/2}} = \frac{q_1([\vec{\mu}_2 \times \mathbf{v}_1] \cdot \mathbf{r}_1)}{2\pi c r_1^2} \quad (11.40)$$

The acceleration of the moving charge is found, as usual, by application of the Hamilton's equations of motion

$$\begin{aligned} \frac{d\mathbf{p}_1}{dt} &= [\mathbf{p}_1, H]_P = -\frac{\partial H}{\partial \mathbf{r}_1} \\ &= \frac{q_1[\mathbf{p}_1 \times \vec{\mu}_2]}{2\pi m_1 c r_1^2} + \frac{q_1([\vec{\mu}_2 \times \mathbf{p}_1] \cdot \mathbf{r}_1)\mathbf{r}_1}{\pi m_1 c r_1^4} \\ \frac{d\mathbf{r}_1}{dt} &= [\mathbf{r}_1, H]_P = \frac{\partial H}{\partial \mathbf{p}_1} = \frac{\mathbf{p}_1}{m_1} - \frac{p_1^2 \mathbf{p}_1}{2m_1^3 c} + \frac{q_1[\mathbf{r}_1 \times \vec{\mu}_2]}{2\pi m_1 c r_1^2} \\ \frac{d^2 \mathbf{r}_1}{dt^2} &\approx \frac{\dot{\mathbf{p}}_1}{m_1} + \frac{q_1[\mathbf{p}_1 \times \vec{\mu}_2]r_1^2}{2\pi m_1^2 c r_1^4} - \frac{q_1[\mathbf{r}_1 \times \vec{\mu}_2](\mathbf{r}_1 \cdot \mathbf{p}_1)}{\pi m_1^2 c r_1^4} \\ &= \frac{q_1}{\pi m_1^2 c r_1^4} ([\mathbf{p}_1 \times \vec{\mu}_2]r_1^2 - ([\mathbf{p}_1 \times \vec{\mu}_2] \cdot \mathbf{r}_1)\mathbf{r}_1 - [\mathbf{r}_1 \times \vec{\mu}_2](\mathbf{r}_1 \cdot \mathbf{p}_1)) \\ &= \frac{q_1}{\pi m_1^2 c r_1^4} (-[\mathbf{r}_1 \times [\mathbf{r}_1 \times [\mathbf{p}_1 \times \vec{\mu}_2]]] - [\mathbf{r}_1 \times \vec{\mu}_2](\mathbf{r}_1 \cdot \mathbf{p}_1)) \\ &= \frac{q_1}{\pi m_1^2 c r_1^4} (-[\mathbf{r}_1 \times \mathbf{p}_1](\mathbf{r}_1 \cdot \vec{\mu}_2) + [\mathbf{r}_1 \times \vec{\mu}_2](\mathbf{r}_1 \cdot \mathbf{p}_1) - [\mathbf{r}_1 \times \vec{\mu}_2](\mathbf{r}_1 \cdot \mathbf{p}_1)) \end{aligned}$$

---

<sup>27</sup>in the case of a thin solenoid

$$= 0$$

where we took into account that  $(\mathbf{r}_1 \cdot \vec{\mu}_2) = 0$ . This agrees with the vanishing “magnetic field” found earlier and presents a curious example of a non-zero potential, which does not produce any force. For experimental manifestations of such potentials see subsections 11.2.5 and 11.2.6.

## 11.2 RQD vs. Maxwell's electrodynamics

In this section we will discuss a number of real or thought electromagnetic experiments, whose description in classical Maxwell's electrodynamics is inadequate or paradoxical. We will review these experiments from the point of view of RQD approach developed in the preceding section. Our goal is to demonstrate that in most cases the RQD description is more logical and consistent.

### 11.2.1 Conservation laws in Maxwell's theory

One important class of difficulties characteristic to Maxwell's electrodynamics is related to the apparent non-conservation of total observables (energy, momentum, angular momentum, etc.) in systems of interacting charges. Indeed, in the theory based on Maxwell's equations there is no guarantee that total observables are conserved and that the total energy and momentum form a 4-vector quantity. Suggested solutions of these paradoxes [210, 211, 212, 213, 214, 215, 216, 217, 218, 219, 220] involved such *ad hoc* constructions as “hidden momentum”, the energy and momentum of “electromagnetic fields”, “Poincaré stresses”, etc.

Let us now discuss the conservation laws in Maxwell's theory. We consider a system of two charges, which are free to move without influence of external forces, i.e., they form an isolated system. By applying the standard Biot-Savart force law

$$\mathbf{f}_1 = \frac{q_1 q_2}{4\pi c^2} \frac{[\mathbf{v}_1 \times [\mathbf{v}_2 \times \mathbf{r}]]}{r^3} \quad (11.41)$$

$$\mathbf{f}_2 = -\frac{q_1 q_2}{4\pi c^2} \frac{[\mathbf{v}_2 \times [\mathbf{v}_1 \times \mathbf{r}]]}{r^3} \quad (11.42)$$

to this system it is easy to show that the Newton's third law ( $\mathbf{f}_1 = -\mathbf{f}_2$ ) is not satisfied for most geometries [221]. As we discussed in subsection 11.1.4, this means that the total momentum of particles  $\mathbf{P}^p$  is not conserved. The standard explanation [203, 204] of this paradox is that the two charges alone do not constitute a closed physical system. In order to restore the momentum conservation one needs to take into account the momentum contained in the electromagnetic field surrounding the charges.

According to Maxwell's theory, electric and magnetic fields  $\mathbf{E}(\mathbf{r}), \mathbf{B}(\mathbf{r})$  generally have non-zero momentum and energy given by integrals over entire space

$$\mathbf{P}^f = \frac{1}{4\pi c} \int d\mathbf{r} [\mathbf{E}(\mathbf{r}) \times \mathbf{B}(\mathbf{r})] \quad (11.43)$$

$$H^f = \frac{1}{8\pi} \int d\mathbf{r} (E^2(\mathbf{r}) + B^2(\mathbf{r})) \quad (11.44)$$

So, the idea of the standard explanation is that the total momentum of “particles + fields”  $\mathbf{P}^p + \mathbf{P}^f$  is conserved in all circumstances.

From the point of view of RQD, it is understandable when Maxwell's theory associates momentum and energy with transverse time-varying electromagnetic fields in free space. As we discussed in subsection 9.4.3, these fields can be accepted as rough models of electromagnetic radiation. In this case (11.43) and (11.44) are supposed to be equivalent to the sums of momenta and energies of photons, respectively. However, Maxwell's theory goes even farther and claims that static electromagnetic fields (not associated with radiation) also have non-zero momentum and energy. If this were true then one could easily imagine stationary systems (where nothing is moving!) where field configurations  $\mathbf{E}, \mathbf{B}$  would possess a non-zero momentum.<sup>28</sup> This idea does not seem attractive for a couple of reasons.

First, the “electromagnetic energy” integral (11.44) for the electric field  $\mathbf{E} = q\mathbf{r}/(4\pi r^3)$  associated with a stationary point charge,<sup>29</sup> (e.g., an electron) is infinite.<sup>30</sup> To avoid this difficulty, various “classical models” of the electron

---

<sup>28</sup>See, e.g., subsection 11.2.6. The angular momentum of static electromagnetic fields in Maxwell's theory was discussed in [222].

<sup>29</sup>the magnetic field  $\mathbf{B}$  vanishes, of course

<sup>30</sup>See also [223] for discussion of other difficulties related to the idea of energy and momentum contained in the electromagnetic field. An interesting critical review of Maxwell's electrodynamics and Minkowski space-time picture can be found in section 1 of [224].



were suggested, the simplest of which is a charged sphere of a small but finite radius. However, these models led to other problems. One of them is the famous “4/3 paradox”: It can be shown that the momentum of the electromagnetic field associated with the finite-radius electron does not form a 4-vector quantity together with its electromagnetic energy [211, 210, 225]. This violation of relativistic invariance can be “fixed” if one introduces an extra factor of 4/3 in the formula for the field momentum. To justify this extra factor the idea of *Poincaré stresses* is sometimes introduced.<sup>31</sup> On the other hand, if one adopts the RQD no-fields approach, then only observable and finite momenta and energies of particles should be taken into account, and correct relativistic transformation laws of these quantities hold exactly without any *ad hoc* assumptions.

Some examples of conservation laws being violated in Maxwell's theory will be discussed in the next two subsections. On the other hand, in relativistic Hamiltonian dynamics (which is the basis of our RQD approach to electrodynamics) the conservation laws and transformation properties of observables are trivial consequences of the Poincaré group structure. The Poisson bracket of any observable  $F$  with the Hamiltonian  $H$  determines the time evolution of this observable

$$\frac{dF(t)}{dt} = [F, H]_P$$

Then the conservation of observables  $H$ ,  $\mathbf{P}$  and  $\mathbf{J}$  follows automatically from their vanishing Poisson brackets with  $H$ . The 4-vector character of the momentum-energy components  $(\mathbf{P}, H)$  follows from their Poisson brackets (or commutators) with the angular momentum  $\mathbf{J}$  and boost  $\mathbf{K}$  (4.2) - (4.4). In RQD these properties hold true independent on the strength of interaction.

### 11.2.2 The Kislev-Vaidman “paradox”

In both Maxwell's theory and in RQD the Darwin Hamiltonian (11.14) is a  $(v/c)^2$  approximation to the full interaction of two charges. However, there is a significant difference between these two approaches. In Maxwell's theory it is assumed that taking into account higher orders in  $v/c$  one would arrive

---

<sup>31</sup>see sections 16.4 - 16.6 in [202]

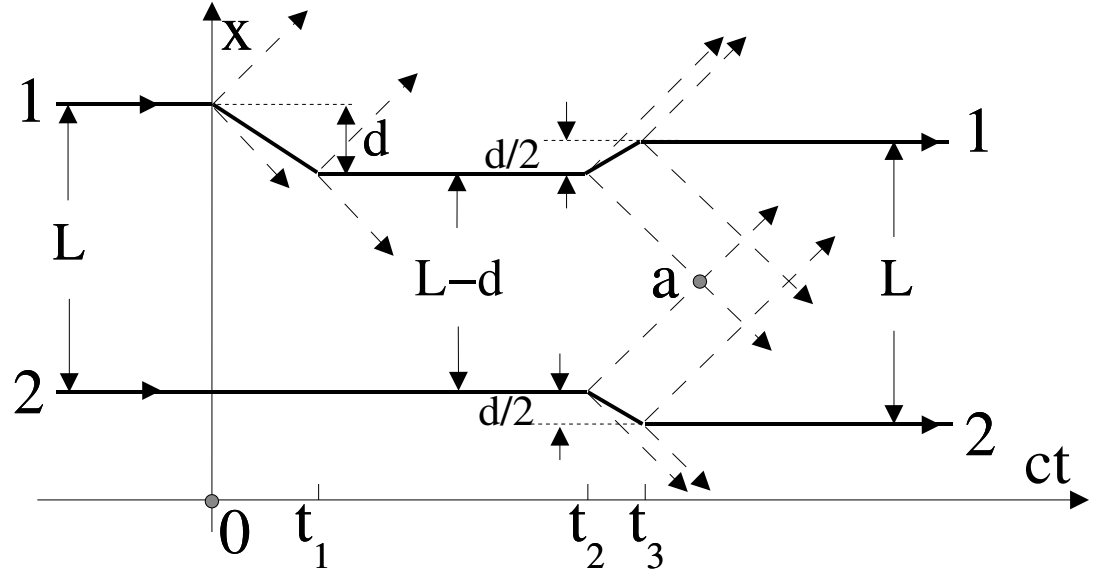


Figure 11.6: Trajectories of two charged particles in the Kislev-Vaidman paradox plotted in the  $t-x$  plane. The time on the horizontal axis is multiplied by  $c$ , so that photon trajectories (dashed arrows) are at  $45^\circ$  angles.

to retarded (Lienard-Wiechert) potentials between charges.<sup>32</sup>

There is a remarkable paradox [226] associated with the assumption of retarded interactions in standard Maxwell's electrodynamics.<sup>34</sup> Consider two particles 1 and 2 both having the unit charge. Let us assume that their electromagnetic interaction is transmitted by retarded potentials and that the movement of the particles is confined on the  $x$  axis. Particle trajectories are plotted in fig. 11.6 by full thick lines. Initially (at times  $t < 0$ ) both particles are kept at rest with the distance  $L$  between them. The Coulomb interaction energy is  $1/(4\pi L)$ . At time  $t = 0$  we apply external force which displaces particle 1 by the distance  $d < L$  toward the particle 2. The work performed by this force will be denoted  $W_1$ .

$$4\pi W_1 = \frac{1}{L-d} - \frac{1}{L}$$

<sup>32</sup> As we discussed in subsection 10.4.2, in RQD all higher order corrections<sup>33</sup> have the form of potentials depending on positions and momenta of charges taken at the same time instant, so there is no retardation.

<sup>34</sup> A similar paradox was described also in [227].

Then we wait<sup>35</sup> until time  $t_2$  and move both particles simultaneously by the distance  $d/2$  away from each other. If we do this rapidly during a short time interval  $(t_3 - t_2) < (L - d)/c$ , then the retarded field of the particle 2 in the vicinity of the particle 1 remains unperturbed as if the particle 2 has not been moved at all. The same is true for the field of the particle 1 in the vicinity of the particle 2. Therefore the work performed by such a move is

$$4\pi W_2 = 2\left(\frac{1}{L - d/2} - \frac{1}{L - d}\right)$$

The total work performed in these two steps is nonzero

$$\begin{aligned} 4\pi(W_1 + W_2) &= \frac{1}{L - d} - \frac{1}{L} + \frac{2}{L - d/2} - \frac{2}{L - d} \\ &\approx \frac{1}{L} \frac{1}{1 - d/L} - \frac{1}{L} + \frac{2}{L} \frac{1}{1 - d/(2L)} - \frac{2}{L} \frac{1}{1 - d/L} \\ &\approx \frac{1}{L} \left(1 + \frac{d}{L} + \frac{d^2}{L^2}\right) - \frac{1}{L} + \frac{2}{L} \left(1 + \frac{d}{2L} + \frac{d^2}{4L^2}\right) - \frac{2}{L} \left(1 + \frac{d}{L} + \frac{d^2}{L^2}\right) \\ &= \frac{1}{L} + \frac{d}{L^2} + \frac{d^2}{L^3} - \frac{1}{L} + \frac{2}{L} + \frac{d}{L^2} + \frac{d^2}{2L^3} - \frac{2}{L} - \frac{2d}{L^2} - \frac{2d^2}{L^3} \\ &= -\frac{d^2}{2L^3} \end{aligned} \tag{11.45}$$

This means that after the cycle is completed we find both charges in the same configuration as before (at rest and separated by the distance  $L$ ), however we gained some amount of energy (11.45). Of course, the balance of energy (11.45) is not complete. It does not include the energy of electromagnetic waves emitted by accelerated charges. At each time point when charges accelerate they emit spherical waves, i.e., lose energy. However, one could, in principle, recapture this emitted energy by surrounding the pair of particles by appropriate receivers. Then, it would become possible to build a *perpetuum mobile* machine in which the two steps described above are repeated indefinitely and each time the energy (11.45) is gained.

---

<sup>35</sup>The displacement of the charge 1 and its acceleration results in emission of electromagnetic radiation (indicated by dashed arrows in fig. 11.6), whose energy is proportional to the square of acceleration, according to the Larmor's formula. So, we would need to wait until the emitted photons propagated far enough to not have any effect on the 2-charge system anymore.

The explanation of this paradox suggested in [226] is briefly the following. Kislev and Vaidman claim that there is another energy term missed in the above analysis which is related to the interference of electromagnetic waves emitted by the two particles<sup>36</sup> and which restores the energy balance. This explanation does not look plausible, because there is actually no interaction energy associated with interference of light waves: The interference results in a redistribution of the wave amplitude (formation of minima and maxima) and its local energy in space, while the total energy of the waves remains unchanged. In other words, there is no interaction between photons.<sup>37</sup>

The true explanation of the Kislev-Vaidman “paradox” is provided by the Darwin-Breit action-at-a-distance theory. In the absence of retardation of the Coulomb potential, it is easy to show that  $W_1 + W_2 \equiv 0$  and the total work performed by moving the charges is equal to the energy of the emitted radiation.

### 11.2.3 The Trouton-Noble “paradox”

In RQD the total angular momentum  $\mathbf{J}$  of any isolated system of interacting particles is conserved. This follows directly from the following Poisson bracket in the Poincaré Lie algebra

$$\frac{d\mathbf{J}}{dt} = [\mathbf{J}, H]_P = 0$$

For interacting charges one can also verify this result by direct substitution of (11.15) - (11.18) in the time derivative of  $\mathbf{J}$ <sup>38</sup>

$$\frac{d\mathbf{J}}{dt} = [\dot{\mathbf{r}}_1 \times \mathbf{p}_1] + [\mathbf{r}_1 \times \dot{\mathbf{p}}_1] + [\dot{\mathbf{r}}_2 \times \mathbf{p}_2] + [\mathbf{r}_2 \times \dot{\mathbf{p}}_2] = 0$$

In other words, there can be no torque<sup>39</sup> in any isolated system of charges. However, Maxwell’s classical electrodynamics cannot make such a clear statement about the conservation of the total angular momentum and the absence

---

<sup>36</sup>For example, in fig. 11.6 electromagnetic waves emitted by the two charges meet at point  $a$ , and their interference proceeds from that time on.

<sup>37</sup>QED predicts a very weak photon-photon interaction in the 4th perturbation order, however it is negligibly small in the situation considered here.

<sup>38</sup>This calculation is left as an exercise for the reader.

<sup>39</sup>The torque is defined here as the time derivative of the total angular momentum.

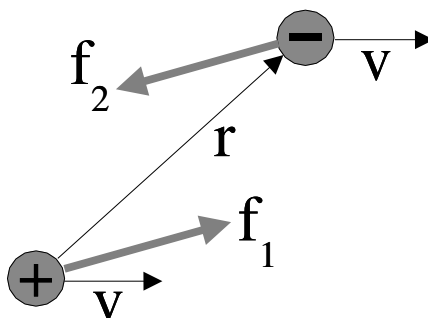


Figure 11.7: The Trouton-Noble “paradox”: two charges moving with the same velocity  $\mathbf{v}$ . The forces  $\mathbf{f}_1$  and  $\mathbf{f}_2$  produce a non-zero torque.

of torque. This failure is in the center of the “Trouton-Noble paradox” which haunted Maxwell’s theory for more than a century [228, 204, 212, 218, 220, 210, 219, 229].

Imagine two charges moving with the same velocity vector  $\mathbf{v}$ , which makes an angle<sup>40</sup> with the vector  $\mathbf{r} = \mathbf{r}_1 - \mathbf{r}_2$  connecting positions of the charges (see fig. 11.7). A calculation using the standard Biot-Savart force formulas (11.41) - (11.42) predicts that there should be a non-zero torque, which tries to turn vector  $\mathbf{r}$  until it is perpendicular to the direction of motion  $\mathbf{v}$  [230]. This result is paradoxical for two reasons. First, as we said above, one should expect zero torque from the conservation of the total angular momentum. Second, there is no torque in the reference frame that moves together with the charges,<sup>41</sup> so the presence of the torque in the reference frame at rest violates the principle of relativity. Numerous attempts to explain this paradox within Maxwell’s theory [204, 212, 218, 220, 210, 219, 229] do not look convincing.<sup>42</sup>

<sup>40</sup>that is different from 0 and 90°

<sup>41</sup>In this reference frame the velocities of both charges are zero. So, only the Coulomb force remains, which is directed along the vector  $\mathbf{r}$ .

<sup>42</sup>In the original Trouton-Noble experiment [228], two charged capacitor plates were used instead of point charges, but this difference has no significant effect on theoretical analysis. Actually, the Trouton & Noble experiment is not directly relevant to the situation considered here, because the authors did not compare properties of a moving capacitor and a capacitor at rest. Their logic was based on the pre-Einsteinian idea that the absolute velocity  $\mathbf{v}$  of the capacitor with respect to the “ether” has a physical meaning. So, they tried to find the variation of the torque acting on the capacitor suspended in the laboratory (at rest) as its velocity through the “ether” (supposedly) varied at different times of the day due to the Earth rotation.

### 11.2.4 Longitudinal forces in conductors

According to classical electrodynamics, the magnetic force (11.37) is always perpendicular to the particle's velocity. Consequently, there can be no magnetic force between two electrons moving in a thin wire with steady current. Indeed, if we substitute  $\mathbf{v}_1 = \mathbf{v}_2 \equiv \mathbf{v}$  and  $\mathbf{r} \parallel \mathbf{v}$  in the standard Biot-Savart force law (11.41) - (11.42), we obtain  $\mathbf{f}_1 = \mathbf{f}_2 = 0$ . However, this result does not hold in our approach. Similar substitutions in our formulas (11.19) - (11.20) yield<sup>43</sup>

$$\begin{aligned}\mathbf{f}_1 &= -\frac{q^2 v^2 \mathbf{r}}{4\pi c^2 r^3} - \frac{3q^2 (\mathbf{v} \cdot \mathbf{r})^2 \mathbf{r}}{8\pi c^2 r^5} = -\frac{5q^2 v^2 \mathbf{r}}{8\pi c^2 r^3} \\ \mathbf{f}_2 &= \frac{5q^2 v^2 \mathbf{r}}{8\pi c^2 r^3}\end{aligned}$$

which indicates the presence of longitudinal<sup>44</sup> attraction. As discussed in [123, 125, 124], this magnetic attraction of conduction electrons may contribute to superconductivity at low temperatures.

It is interesting to note that the issue of longitudinal interactions in conductors was discussed ever since Ampère suggested his interaction law in the early 19th century.<sup>45</sup> However, in contrast to our result, the Ampère's formula predicts magnetic repulsion between two electrons, rather than their attraction. Numerous experiments attempting to detect such a repulsion did not yield conclusive results. The most recent study [232] declared a confirmation of the Ampère's repulsion. However, this conclusion was challenged in [233]. So, experimentally, the presence of longitudinal forces and their signs remains an unsettled issue.

### 11.2.5 The Aharonov-Bohm effect

In subsection 11.1.9 we concluded that charges do not experience any force (acceleration) when they move in the vicinity of an infinite magnetized solenoid or a permanent rod magnet. However, the absence of force does not mean that charges do not “feel” the presence of the magnetized substance. In spite

---

<sup>43</sup>Here we ignore the Coulomb force components, which are shielded in metal conductors.  $q$  denotes electron's charge.

<sup>44</sup>i.e., directed along the velocity of electrons

<sup>45</sup>for a good review see [231]

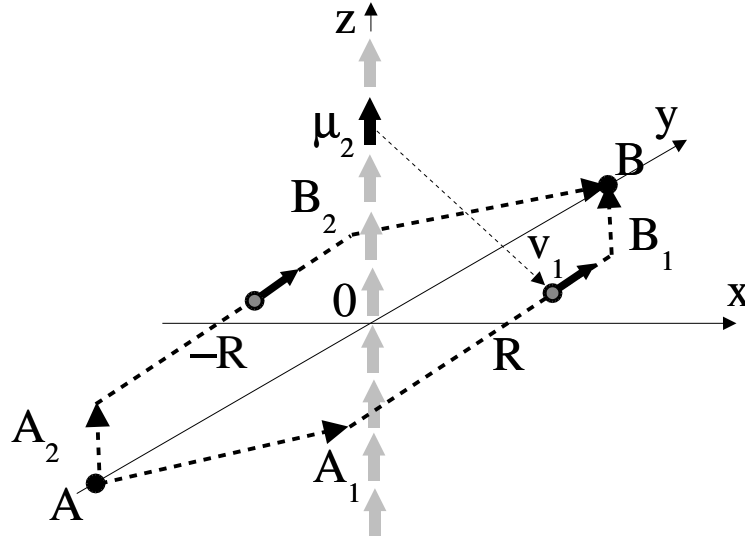


Figure 11.8: The Aharonov-Bohm experiment. The vertical infinite thin magnetized rod with linear magnetization density  $\mu_2$  is shown by grey arrows.

of zero magnetic (and electric) field, infinite solenoids/rods have a non-zero effect on particle wave functions. This effect was first predicted by Aharonov and Bohm [234] and later confirmed in experiments [235, 236, 237].

Let us consider the idealized version of the Aharonov-Bohm experiment shown in fig. 11.8: An infinite solenoid or ferromagnetic rod with negligible cross-section and magnetization  $\mu_2$  (per unit length) is erected vertically in the origin. The electron wave packet is split into two parts (e.g., by using a double-slit) at point  $A$ . These subpackets travel on both sides of the solenoid/rod with constant velocity  $\mathbf{v}_1$ , and the distance of the closest approach is  $R$ . The subpackets rejoin at point  $B$ , where the interference is measured. (The two trajectories  $AA_1B_1B$  and  $AA_2B_2B$  are denoted by dashed lines.) The distance  $AB$  is sufficiently large, so that the two paths can be assumed parallel to the  $y$ -axis everywhere

$$\mathbf{r}_1(t) = (\pm R, v_{1y}t, 0) \quad (11.46)$$

Experimentally it was found that the interference of the two wave packets at point  $B$  depends on the magnetization of the solenoid/rod, in spite of zero

force acting on the electrons.<sup>46</sup>

In the conventional interpretation, the Aharonov-Bohm effect is believed to be an indication of the fundamental importance of electromagnetic potentials and fields in nature [234]. In this subsection we would like to explain this effect from the point of view of the Darwin-Breit action-at-a-distance theory. Our explanation is based on the influence of the interaction potential on the wave function's phase [21].

To estimate the effect of magnetization on the interference, we need to turn to the quasiclassical representation of particle dynamics from subsection 5.3.5. We established that the center of the wave packet is moving in accordance with Heisenberg's equations of motion. In our case, no force is acting on the electrons, so their trajectories (11.46) are independent on magnetization. We also established in 5.3.5 that the overall phase factor of the wave packet changes in time as  $\exp(\frac{i}{\hbar}\phi(t))$ , where the *action integral*  $\phi(t)$  is given by

$$\phi(t) \equiv \int_{t_0}^t \left( \frac{m_1 v_{1y}^2(t')}{2} - V_1(t') \right) dt' \quad (11.47)$$

and  $V_1(t)$  is the time dependence of the potential experienced by the electron. In the Aharonov-Bohm experiment the electron's wave packet separates into two subpackets that travel along different paths  $AA_1B_1B$  and  $AA_2B_2B$ . Therefore, the phase factors accumulated by the two subpackets are generally different, and the interference of the “left” and “right” wave packets at point  $B$  will depend on this phase difference

$$\Delta\phi = \frac{1}{\hbar}(\phi_{left} - \phi_{right})$$

Let us now calculate the relative phase shift in the geometry of fig. 11.8. The kinetic energy term in (11.47) does not contribute, because velocity

---

<sup>46</sup>There exist attempts to explain the Aharonov-Bohm effect as a result of classical electromagnetic force that creates a “time lag” between wave packets moving on different sides of the solenoid [238, 239, 240, 241]. However, this approach seems to be in contradiction with recent measurements, which failed to detect such a “time lag” [242]. Several other non-conventional explanations of the Aharonov-Bohm effect were also suggested in the literature [243, 244, 245, 246], but they will not be discussed here.



remains constant for both paths. However, the potential energy of the charge is different for the two paths. For all points on the “right” path the numerator of the expression (11.40) is  $-q_1\mu_2v_{1y}R$ , and for the “left” path the numerator is  $q_1\mu_2v_{1y}R$ . Then the total phase shift is

$$\Delta\phi = \frac{1}{\hbar} \int_{-\infty}^{\infty} \frac{q_1\mu_2Rv_{1y}}{\pi c(R^2 + v_1^2t^2)} dt = \frac{e\mu_2}{\hbar c} \quad (11.48)$$

This phase difference does not depend on the electron's velocity and on the value of  $R$ . However, it is proportional to the rod's magnetization  $\mu_2$ . So, all essential properties of the Aharonov-Bohm effect are fully reproduced within the Darwin-Breit direct interaction theory.<sup>47</sup> In our description the Aharonov-Bohm effect is a quantum phenomenon, however, in contrast to traditional views, this effect does not imply the existence of scalar and/or vector electromagnetic potentials, and it is not essential whether the solenoid/rod is infinite (so that it induces a multiple-connected topology of space) or not. The latter point is supported by experiments with finite-length magnetized nanowires, which exhibit phase shifts similar to those characteristic for infinite solenoids/rods [247].

### 11.2.6 Toroidal magnet and moving charge

The system consisting of a toroidal magnet and a moving charge is interesting for two reasons. First, toroidal permanent magnets were used in Tononura's experiments [236, 237], which are considered the best evidence for the Aharonov-Bohm effect. Second, classical Maxwell's electrodynamics has real trouble in explaining how the total momentum is conserved in this system. This is known as the “Cullwick's paradox” [248, 249, 250]. Let us apply Maxwell's theory to a charge moving along the symmetry axis through the center of the magnetized torus (see fig. 11.9). There is no magnetic field outside the toroidal magnet,<sup>48</sup> so the force acting on the charge is zero. However, the moving charge creates its own magnetic field which does act on

---

<sup>47</sup>These results were derived for thin ferromagnetic rods and solenoids, however the same arguments apply to infinite cylindrical rods and solenoids of any cross-section.

<sup>48</sup>This fact can be proven by the same method as was used in subsection 11.1.8 to prove the absence of the magnetic field outside infinite linear magnet. See below in this subsection.

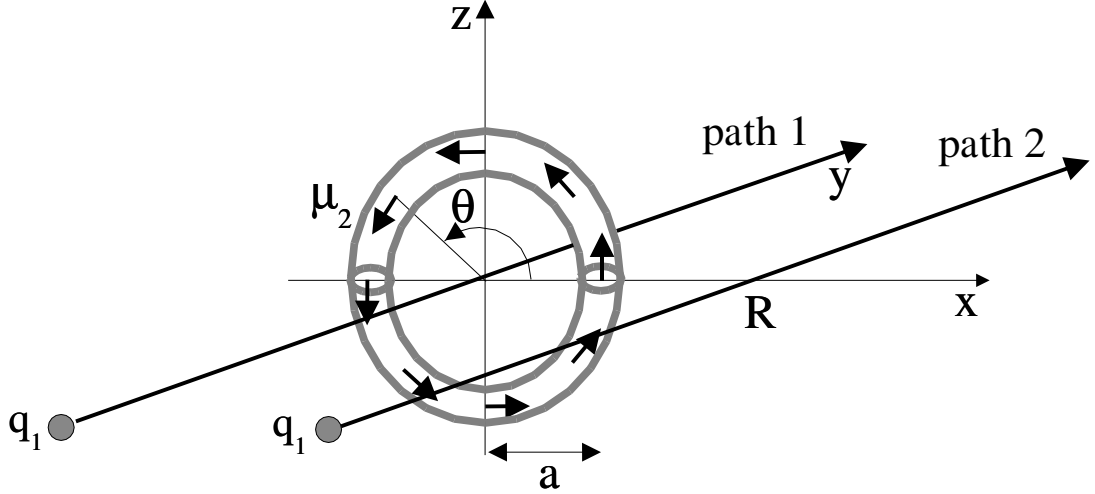


Figure 11.9: Toroidal magnet and moving charge. “path 1” passes through the center of the torus; “path 2” is outside the torus.

the torus with a non-zero force.<sup>49</sup> So, the Newton’s third law is apparently violated. According to McDonald [250], the balance of force can be restored if one takes into account the “momentum of the electromagnetic field”, as described in subsection 11.2.1. However, this is not the whole story yet. The field momentum turns out to be non-zero even in the case when both the magnet and the charge are at rest. This leads to the absurd conclusion that the linear momentum of the system does not vanish even if nothing moves. The problem is “fixed” by assuming the existence of the “hidden momentum” in the magnet. However this explanation does not seem satisfactory, and here we would like to suggest a different version of events.

First we need to derive the Hamiltonian describing dynamics of the system “charge 1 + toroidal magnet 2”. We introduce the Cartesian coordinate system shown in fig 11.9. Assume that the torus has radius  $a$  and linear magnetization density  $\mu_2$ , and that the particle 1 moves straight through the center of the torus with momentum  $p_{1y}$ . Then we can use symmetry

<sup>49</sup>The force is identified with the time derivative of momentum in the McDonald’s treatment.

arguments to disregard  $x$  and  $z$  components of forces and write<sup>50</sup>

$$\begin{aligned}
 \mathbf{r}_2 &= (a \cos \theta, 0, a \sin \theta) \\
 \mathbf{r} &= \mathbf{r}_1 - \mathbf{r}_2 = (-a \cos \theta, r_{1y}, -a \sin \theta) \\
 \vec{\mu}_2 &= (-\mu_2 \sin \theta, 0, \mu_2 \cos \theta) \\
 [\vec{\mu}_2 \times \mathbf{r}]_y &= a\mu_2 \sin^2 \theta + a\mu_2 \cos^2 \theta = a\mu_2 \\
 [\vec{\mu}_2 \times \mathbf{r}] \cdot \mathbf{p}_1 &= a\mu_2 p_{1y} \\
 [\vec{\mu}_2 \times \mathbf{r}] \cdot \mathbf{p}_2 &= a\mu_2 m_2 V_{2y}
 \end{aligned}$$

Then the potential energy of interaction between the charge and the magnet is obtained by integrating the potential energy in (11.34) on the length of the torus<sup>51</sup>

$$\begin{aligned}
 V &= \int_0^{2\pi} d\theta \left( -\frac{q_1 a^2 \mu_2 p_{1y}}{4\pi m_1 c (a^2 \cos^2 \theta + (r_{1y} - R_{2y})^2 + a^2 \sin^2 \theta)^{3/2}} \right. \\
 &\quad \left. + \frac{q_1 a^2 \mu_2 V_{2y}}{8\pi c (a^2 \cos^2 \theta + (r_{1y} - R_{2y})^2 + a^2 \sin^2 \theta)^{3/2}} \right) \\
 &= -\frac{q_1 a^2 \mu_2 p_{1y}}{2m_1 c (a^2 + (r_{1y} - R_{2y})^2)^{3/2}} + \frac{q_1 a^2 \mu_2 P_{2y}}{4M_2 c (a^2 + (r_{1y} - R_{2y})^2)^{3/2}} \quad (11.49)
 \end{aligned}$$

and the full Hamiltonian can be written as

$$\begin{aligned}
 H &= \frac{p_{1y}^2}{2m_1} + \frac{P_{2y}^2}{2M_2} - \frac{p_{1y}^4}{8m_1^3 c^2} - \frac{P_{2y}^4}{8M_2^3 c^2} - \frac{q_1 a^2 \mu_2 p_{1y}}{2m_1 c (a^2 + (r_{1y} - R_{2y})^2)^{3/2}} \\
 &\quad + \frac{q_1 a^2 \mu_2 P_{2y}}{4M_2 c (a^2 + (r_{1y} - R_{2y})^2)^{3/2}}
 \end{aligned}$$

Hamilton's equations of motion lead to the following results

---

<sup>50</sup>Here  $m_2$  is the linear density (mass per unit length) of the torus. We do not assume that the magnet is stationary. It can move along the  $y$ -axis. The  $y$ -component of its velocity is denoted  $V_{2y}$ .

<sup>51</sup>Here we assume that we are dealing with a permanent toroidal magnet. For a toroidal solenoid one should integrate the potential energy expression (11.30). Then the second term on the right hand side of (11.49) would be absent.  $M_2$  is the full mass of the magnet,  $\mathbf{P}_2$  is its momentum, and  $\mathbf{R}_2$  is the center of mass.

$$\begin{aligned}
\frac{dp_{1y}}{dt} &= -\frac{\partial V}{\partial r_{1y}} \\
&= -\frac{3q_1 a^2 \mu_2 p_{1y} (r_{1y} - R_{2y})}{2m_1 c (a^2 + (r_{1y} - R_{2y})^2)^{5/2}} + \frac{3q_1 a^2 \mu_2 P_{2y} (r_{1y} - R_{2y})}{4M_2 c (a^2 + (r_{1y} - R_{2y})^2)^{5/2}} \\
\frac{dP_{2y}}{dt} &= -\frac{dp_{1y}}{dt}
\end{aligned}$$

So, unlike in Maxwell's theory, the rate of change of the 1st particle's momentum is non-zero, and the 3rd Newton's law is satisfied without involvement of the "electromagnetic field momentum". Acceleration of the charge 1 is calculated as follows

$$\begin{aligned}
\frac{dr_{1y}}{dt} &= \frac{p_{1y}}{m_1} - \frac{p_{1y}^3}{2m_1^3 c} + \frac{\partial V}{\partial p_{1y}} \\
&= \frac{p_{1y}}{m_1} - \frac{p_{1y}^3}{2m_1^3 c} - \frac{q_1 a^2 \mu_2}{2m_1 c (a^2 + (r_{1y} - R_{2y})^2)^{3/2}} \\
\frac{d^2 r_{1y}}{dt^2} &= \frac{\dot{p}_{1y}}{m_1} + \frac{3q_1 a^2 \mu_2 (r_{1y} - R_{2y}) (v_{1y} - V_{2y})}{2m_1 c (a^2 + (r_{1y} - R_{2y})^2)^{5/2}} \\
&\approx -\frac{3q_1 a^2 \mu_2 V_{2y} (r_{1y} - R_{2y})}{4m_1 c (a^2 + (r_{1y} - R_{2y})^2)^{5/2}}
\end{aligned}$$

When the magnet is at rest ( $V_{2y} = 0$ ) this expression vanishes, so there is no force (acceleration) on the particle 1, as expected. The force (acceleration) acting on the magnet is found by the following steps

$$\begin{aligned}
\frac{dR_{2y}}{dt} &= \frac{P_{2y}}{M_2} - \frac{P_{2y}^3}{2M_2^3 c} + \frac{\partial V}{\partial P_{2y}} \\
&= \frac{P_{2y}}{M_2} - \frac{P_{2y}^3}{2M_2^3 c} + \frac{q_1 a^2 \mu_2}{4M_2 c (a^2 + (r_{1y} - R_{2y})^2)^{3/2}} \\
\frac{d^2 R_{2y}}{dt^2} &= \frac{\dot{P}_{2y}}{M_2} - \frac{3q_1 a^2 \mu_2 (r_{1y} - R_{2y}) (v_{1y} - V_{2y})}{4M_2 c (a^2 + (r_{1y} - R_{2y})^2)^{5/2}} \\
&\approx \frac{3q_1 a^2 \mu_2 v_{1y} (r_{1y} - R_{2y})}{4M_2 c (a^2 + (r_{1y} - R_{2y})^2)^{5/2}}
\end{aligned}$$

So, the acceleration does not vanish even if  $V_{2y} = 0$ .

To complete consideration of the quasiclassical wave packet passing through the center of the stationary torus we need to calculate the action integral. It is obtained by the time integration of the potential (11.49), where we set  $R_{2y} = P_{2y} = 0$ ,  $p_{1y} \approx m_1 v_{1y}$ ,  $r_{1y} = v_{1y} t$

$$\begin{aligned}\phi_0 &= - \int_{-\infty}^{\infty} dt \frac{q_1 a^2 \mu_2 v_{1y}}{2c(a^2 + v_{1y}^2 t^2)^{3/2}} \\ &= \frac{q_1 \mu_2}{c}\end{aligned}\tag{11.50}$$

Now let us consider a charge whose trajectory passes outside the stationary torus. The force acting on the charge vanishes, so we can assume that the wave packet travels with constant velocity along straight line

$$\mathbf{r}(t) \approx \mathbf{r}_1(t) = (R, v_{1y} t, 0)\tag{11.51}$$

To calculate the action integral we repeat our earlier derivation of the potential energy (11.49), this time taking into account  $x$ - and  $z$ -components of vectors. We will assume that the torus is small, so that at all times  $r \gg a$ ,  $\mathbf{r}_1 \approx \mathbf{r}$  and

$$\begin{aligned}[\vec{\mu}_2 \times \mathbf{r}] &= (-\mu_2 r_{1y} \cos \theta, \mu_2 r_{1z} \sin \theta + \mu_2 r_{1x} \cos \theta - \mu_2 a, -r_{1y} \sin \theta) \\ [\vec{\mu}_2 \times \mathbf{r}] \cdot \mathbf{p}_1 &= \mu_2 (-p_{1x} r_{1y} \cos \theta + p_{1y} r_{1z} \sin \theta + p_{1y} r_{1x} \cos \theta - p_{1y} a - p_{1z} r_{1y} \sin \theta) \\ &= -\frac{1}{a}(\mathbf{N}_2 \cdot \mathbf{p}_1) + \mu_2 [\mathbf{r}_1 \times \mathbf{p}_1]_z \cos \theta - \mu_2 [\mathbf{r}_1 \times \mathbf{p}_1]_x \sin \theta\end{aligned}$$

where we characterized properties of the toroidal magnet by the vector  $\mathbf{N}_2 = (0, \mu_2 a^2, 0)$  which is perpendicular to the plane of the torus and whose length is  $\mu_2 a^2$ . Then using approximation (11.29) we obtain<sup>52</sup>

$$V = - \int_0^{2\pi} d\theta \frac{q_1 a [\vec{\mu}_2 \times \mathbf{r}] \cdot \mathbf{p}_1}{4\pi m_1 c r^3}$$

---

<sup>52</sup>by integrating the potential energy in (11.34) on the length of the torus and setting  $\mathbf{p}_2 = 0$

$$\begin{aligned}
&\approx -\frac{q_1}{4\pi m_1 c} \int_0^{2\pi} d\theta \left( -(\mathbf{N}_2 \cdot \mathbf{p}_1) + \mu_2 a [\mathbf{r} \times \mathbf{p}_1]_z \cos \theta - \mu_2 a [\mathbf{r} \times \mathbf{p}_1]_x \sin \theta \right) \times \\
&\quad \left( \frac{1}{r^3} + \frac{3a(r_x \cos \theta + r_z \sin \theta)}{r^5} \right) \\
&= \frac{q_1(\mathbf{N}_2 \cdot \mathbf{p}_1)}{2m_1 cr^3} + \frac{3q_1 \mu_2 a^2}{4\pi m_1 cr^5} \int_0^{2\pi} d\theta \left( [\mathbf{r} \times \mathbf{p}_1]_z r_x \cos^2 \theta - [\mathbf{r} \times \mathbf{p}_1]_x r_z \sin^2 \theta \right) \\
&= \frac{q_1(\mathbf{N}_2 \cdot \mathbf{p}_1)}{2m_1 cr^3} + \frac{3q_1 \mu_2 a^2}{4m_1 cr^5} ([\mathbf{r} \times \mathbf{p}_1]_z r_x - [\mathbf{r} \times \mathbf{p}_1]_x r_z) \\
&= \frac{q_1(\mathbf{N}_2 \cdot \mathbf{p}_1)}{2m_1 cr^3} + \frac{3q_1}{4m_1 cr^5} ([[\mathbf{p}_1 \times \mathbf{r}] \times \mathbf{r}] \cdot \mathbf{N}_2) \\
&= \frac{q_1(\mathbf{N}_2 \cdot \mathbf{p}_1)}{2m_1 cr^3} - \frac{3q_1}{4m_1 cr^5} ((\mathbf{p}_1 \cdot \mathbf{N}_2)r^2 - (\mathbf{r} \cdot \mathbf{N}_2)(\mathbf{p}_1 \cdot \mathbf{r})) \\
&= -\frac{q_1(\mathbf{N}_2 \cdot \mathbf{p}_1)}{4m_1 cr^3} + \frac{3q_1(\mathbf{r} \cdot \mathbf{N}_2)(\mathbf{p}_1 \cdot \mathbf{r})}{4m_1 cr^5} \tag{11.52}
\end{aligned}$$

The time dependence of the potential energy is obtained by substitution of (11.51) in (11.52), and the action integral vanishes

$$\begin{aligned}
\phi_R &= \int_{-\infty}^{\infty} V(t) dt \\
&= \int_{-\infty}^{\infty} dt \left( -\frac{q_1 N_2 v_{1y}}{4c(R^2 + v_{1y}^2 t^2)^{3/2}} + \frac{3q_1 N_2 v_{1y}^3 t^2}{4c(R^2 + v_{1y}^2 t^2)^{5/2}} \right) \\
&= 0
\end{aligned}$$

Comparing this result with (11.50) we see that the phase difference for the two paths (inside the torus and outside it) is

$$\Delta\phi = \frac{1}{\hbar}(\phi_0 - \phi_R) = \frac{q_1 \mu}{\hbar c}$$

i.e., the same as in the case of infinite linear solenoid (11.48). Note that this phase shift does not depend on the radius of the magnet  $a$  and on the charge's velocity  $v_{1y}$ . This is in full agreement with Tonomura's experiments [236, 237].

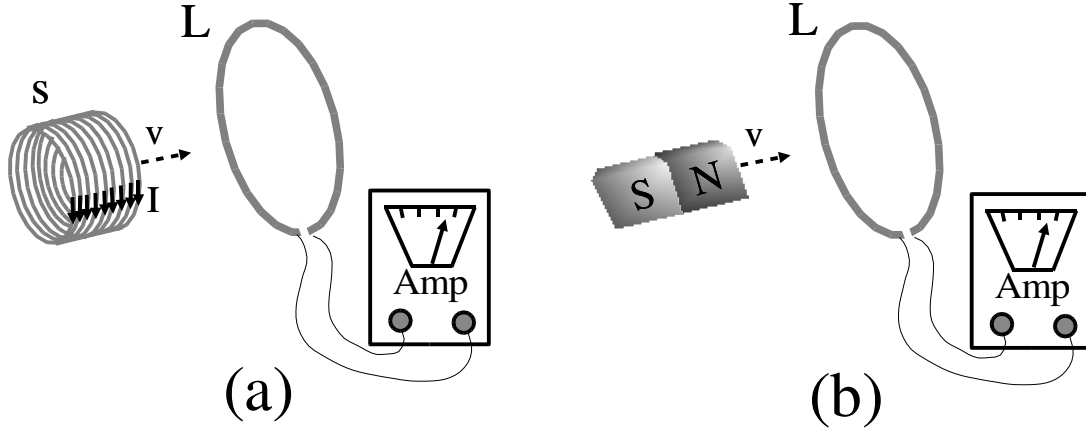


Figure 11.10: The electromagnetic induction. Current in the wire loop  $L$  can be induced by (a) a moving solenoid with current; (b) a moving permanent magnet.

### 11.2.7 The electromagnetic induction

In two preceding subsections we discussed forces acting on charges moving near a stationary magnet (a solenoid with current or a ferromagnet). In the rest of this section we are going to consider the force acting on a charge at rest ( $\mathbf{p}_1 = 0$ ) from a moving magnet. If the magnetic moment is created by a spin, then the force is given by (11.35)<sup>53</sup>

$$\mathbf{f}_1^{spin} = -\frac{d}{d\mathbf{r}_1} \frac{q_1([\mathbf{v}_2 \times \vec{\mu}_2] \cdot \mathbf{r})}{8\pi cr^3} - \left(\frac{d}{dt}\right)_2 \frac{q_1[\vec{\mu}_2 \times \mathbf{r}]}{4\pi cr^3} \quad (11.53)$$

If the magnet is a small current loop, then we should use (11.32)

$$\mathbf{f}_1^{orb} = -\left(\frac{d}{dt}\right)_2 \frac{q_1[\vec{\mu}_2 \times \mathbf{r}]}{4\pi cr^3} \quad (11.54)$$

<sup>53</sup>Recall that  $(\frac{d}{dt})_2$  denotes the time derivative when  $\mathbf{r}_1$  is kept fixed.

In the traditional Maxwell's theory there supposed to be no difference between magnets created by spins of particles and by their orbital motion. Comparing (11.53) and (11.54) we see that this is not so in our theory. The force produced by a moving spin has two components, the first of which is conservative and the second is non-conservative<sup>54</sup>

$$\mathbf{f}_1^{spin} = \mathbf{f}_1^{cons} + \mathbf{f}_1^{non-cons} \quad (11.55)$$

The force produced by the current loop has only the non-conservative component

$$\mathbf{f}_1^{orb} = \mathbf{f}_1^{non-cons} \quad (11.56)$$

Let us first focus on the non-conservative force component  $\mathbf{f}_1^{non-cons}$ , which is common for both spin and orbital magnetic moments. We will return to the conservative force component in subsection 11.2.9.

For macroscopic magnets the infinitesimal quantities considered thus far should be integrated on the magnet's volume  $V$ , e.g., the full non-conservative force exerted by the macroscopic magnet on the charge at rest  $q_1$  is

$$\mathbf{F}_1^{non-cons} = - \left( \frac{d}{dt} \right)_2 \int_V \frac{q_1 [\vec{\mu}_2 \times \mathbf{r}]}{4\pi c r^3} d\mathbf{r}_2 \quad (11.57)$$

This means that the magnet (either a permanent magnet or a solenoid with current) moving near a wire loop  $L$  induces a current in the loop as shown in fig. 11.10.

Let us now show that this prediction agrees numerically with Maxwell's electrodynamics. We denote the force with which a microscopic magnetic moment acts on a unit charge by symbol  $\mathbf{e}_1$ <sup>55</sup>

$$\mathbf{e}_1 \equiv \mathbf{f}_1^{non-cons} / q_1$$

---

<sup>54</sup> The force is defined as *conservative* if it can be represented as a gradient of a scalar function (an example is given by the first term on the right hand side of (11.53)). Otherwise the force is called *non-conservative*. The integral of the conservative force vector along any closed loop is zero. Therefore, the conservative force on electrons cannot be detected by measuring current in a closed circuit.

<sup>55</sup>In Maxwell's electrodynamics this is the definition of the *electric field*.



If we take *curl* of this quantity, we obtain

$$\begin{aligned}
 \left[ \frac{\partial}{\partial \mathbf{r}_1} \times \mathbf{e}_1 \right] &= -\frac{1}{4\pi c} \left( \frac{d}{dt} \right)_2 \left[ \frac{\partial}{\partial \mathbf{r}_1} \times \frac{[\vec{\mu}_2 \times \mathbf{r}]}{r^3} \right] \\
 &= -\frac{1}{4\pi m_1 c} \left( \frac{d}{dt} \right)_2 \left( -\frac{\vec{\mu}_2}{r^3} + \frac{3(\vec{\mu}_2 \cdot \mathbf{r})\mathbf{r}}{r^5} \right) \\
 &= -\frac{1}{c} \left( \frac{d}{dt} \right)_2 \mathbf{b}_1
 \end{aligned} \tag{11.58}$$

where  $\mathbf{b}_1$  is the “magnetic field” (11.38) of the magnetic moment. After integrating both sides of eq. (11.58) on the magnet’s volume we obtain exactly Maxwell’s equation

$$\left[ \frac{\partial}{\partial \mathbf{r}_1} \times \mathbf{E}_1 \right] = -\frac{1}{c} \left( \frac{d}{dt} \right)_2 \mathbf{B}_1 \tag{11.59}$$

which expresses the Faraday’s law of induction.

### 11.2.8 Homopolar induction: non-conservative forces

One interesting application of the electromagnetic induction law is the homopolar generator shown in fig. 11.11. It consists of a conducting disk  $C$  and a cylindrical magnet  $M$ . Both the conducting disk and the magnet are rigidly attached to their own shafts and both can independently rotate about their common axis. The magnetization  $\vec{\mu}_2$  of each small volume element of the magnet is directed along the axis, so this quantity is time-independent for both stationary and rotating magnets. The shaft  $AB$  is conducting. Points  $A$  and  $C$  are connected to sliding contacts (shown by arrows) and the circuit is closed through the galvanometer.

There are two modes of operation of this device. In the first mode (see fig. 11.11(a)) the magnet is stationary while the conducting disk rotates about its axis. The galvanometer detects a current in the circuit. This has a simple explanation, because the force acting on electrons in the metal can be obtained by integrating formula (11.37),<sup>56</sup> on the magnet’s volume  $V$

---

<sup>56</sup>As we saw in subsection 11.1.8, this formula is applicable to both “orbital” and “spin” magnets at rest.

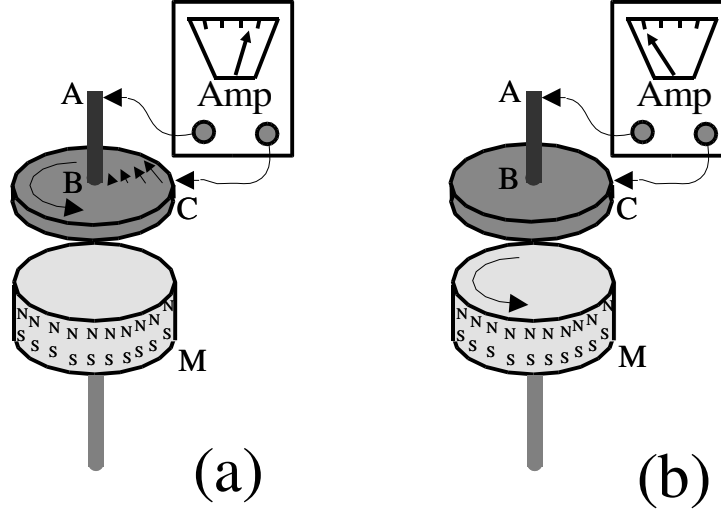


Figure 11.11: Homopolar generator. (a) the conducting disk  $C$  rotates; (b) the magnet  $M$  rotates.

$$\mathbf{F}_1 = \int_V \frac{q_1}{c} [\mathbf{v}_1 \times \mathbf{b}_1] d\mathbf{r}_2 \quad (11.60)$$

The full electromotive force in the circuit is obtained by integrating expression (11.60) along the closed contour  $A \rightarrow B \rightarrow C \rightarrow \text{galvanometer} \rightarrow A$ .<sup>57</sup> The velocity  $\mathbf{v}_1$  is non-zero only on the segment  $B \rightarrow C$ ,<sup>58</sup> where the force  $\mathbf{F}_1$  is directed radially. The integral is non-zero, and the galvanometer must show a non-vanishing current in agreement with experiments.

In the second operation mode (see fig. 11.11(b)) the disk  $C$  is fixed and the magnet rotates. It was established by careful experiments [251, 252] that there is no current in this case. If both the magnet and the disk rotate, then the current is that same as in the “first mode”, i.e., with fixed magnet. This means that rotation of the magnet has no effect on the produced current. This experimental result looked somewhat surprising, because from the principle of relativity one could expect that the physical outcome (the current)

<sup>57</sup>the integration variable is  $\mathbf{r}_1$

<sup>58</sup>velocities of electrons in the rotating conductor are shown by small arrows in fig. 11.11(a)

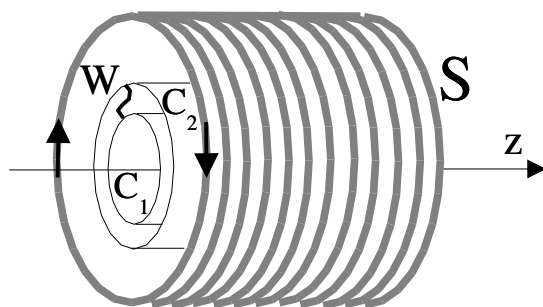


Figure 11.12: The Barnett's experiment.

should depend only on the relative movement of the magnet and the disk. However, this conclusion is incorrect, because the principle of relativity is applicable only to inertial movements. It cannot be applied to the rotational movement without contradictions.

Let us now analyze the rotating magnet case shown in fig. 11.11(b) from the point of view of the Darwin-Breit electromagnetic theory. We need to know the integral of the force acting on electrons along the closed circuit  $A \rightarrow B \rightarrow C \rightarrow \text{galvanometer} \rightarrow A$ . The conservative portion of the force  $\mathbf{f}_1^{\text{cons}}$  does not contribute to this integral. Since here we have a cylindrical magnet rotating about its axis of magnetization, the volume integral in the expression (11.57) for the non-conservative force is time-independent, and the total non-conservative force acting on electrons is zero. This agrees with the observed absence of the current.

### 11.2.9 Homopolar induction: conservative forces

So far in our discussion of homopolar induction we considered only non-conservative forces, mainly because they can be detected rather easily in experiment by measuring induced currents in closed circuits. In the beginning of the 20th century Barnett and Kennard performed experiments [253, 254]<sup>59</sup> with the specific purpose to detect the conservative part of forces. Barnett's experimental setup (shown schematically in fig. 11.12) resembled the homopolar generator discussed above. Its main parts were a cylindrical solenoid  $S$  with current and two conducting cylinders  $C_1$  and  $C_2$  placed inside

---

<sup>59</sup>see also [255]

the solenoid. All three cylinders shared the same rotation axis  $z$ . Conductors  $C_1$  and  $C_2$  formed a cylindrical capacitor. Initially they were connected by a conducting wire  $W$ . Note that in contrast to the homopolar generator experiment, where a current in a closed circuit was measured, the system  $C_1 - W - C_2$  in the Barnett's setup did not form a closed circuit. So, the capacitor would obtain a non-zero charge even if the force acting on electrons in  $W$  was conservative.

Similar to the homopolar generator discussed above, this apparatus could operate in two different modes. In the first mode the cylindrical capacitor spun about its axis. Due to the presence of the magnetic field inside  $S$  a current flew through the wire  $W$  and the capacitor  $C_1 - C_2$  became charged. Then the wire was disconnected, capacitor's rotation stopped, and the capacitor's charge measured. As expected, the measured charge was consistent with the standard Lorentz force formula (11.60).

In the second operation mode, the capacitor was fixed while the solenoid rotated about its axis. No charge on the capacitor was registered in this case. This result is consistent with our theory, because, just as in the case of homopolar generator, the non-conservative force (11.57) vanishes due to the cylindrical symmetry of the setup, and the conservative force is absent in the case of moving solenoid (11.56). So, the null result of the Barnett's experiment confirms our earlier conclusion that moving solenoids with current do not exert conservative forces on nearby charges.

A different result is expected in the case of rotating permanent magnet. In this case the conservative force component is non-zero. It can be obtained by integrating the first term on the right hand side of (11.53) on the volume  $V$  of the magnet

$$\mathbf{F}_1^{cons} = -\frac{d}{d\mathbf{r}_1} \int_V \frac{q_1([\mathbf{v}_2 \times \vec{\mu}_2] \cdot \mathbf{r})}{8\pi cr^3} d\mathbf{r}_2 \quad (11.61)$$

So, rotating cylindrical permanent magnet should induce a non-zero charge in a stationary capacitor. In 1913 Wilson and Wilson performed an experiment with the aim to detect conservative forces on charges in the presence of a rotating permanent magnet [256]. This experiment was repeated again in 2001 with an improved accuracy [257]. For theoretical discussion of the Wilson-Wilson experiment from the point of view of Maxwell's electrodynamics see [258, 259].

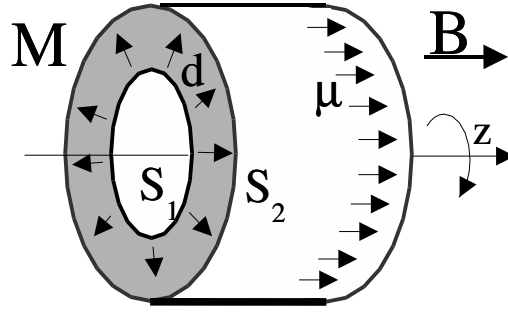


Figure 11.13: Schematic of the Wilson-Wilson experiment.

Schematic representation of the Wilson-Wilson experiment is shown in fig. 11.13. A hollow cylinder  $M$  made of magnetic dielectric (non-conducting) was placed in a constant magnetic field  $\mathbf{B}$  parallel to the axis  $z$ . The inner and outer surfaces of the cylinder ( $S_1$  and  $S_2$ , respectively) were covered by metal, and the electrostatic potential between the two surfaces was measured. When the cylinder was at rest, no potential was recorded, as expected. However, when the cylinder was rotated a non-zero potential difference was observed. This potential is a result of electric dipoles  $\mathbf{d}$  created in the bulk of the magnet. There are two physical mechanisms for the appearance of these dipoles. First, molecules of the dielectric material moving in the magnetic field  $\mathbf{B}$  get polarized (the Lorentz forces act in opposite directions on positive and negative charges in the molecules). Second, moving induced magnetic dipoles  $\mu$  result in “electric field” similar to the “field” of an electric dipole. Indeed, if we compare expression (11.61) with the force exerted on the charge  $q_1$  by an electric dipole  $\mathbf{d}$

$$\mathbf{f}_1^{dipole} = -\frac{\partial}{\partial \mathbf{r}_1} \frac{q_1(\mathbf{d} \cdot \mathbf{r})}{4\pi r^3} \quad (11.62)$$

we see that a magnetic moment  $\vec{\mu}$  moving with velocity  $\mathbf{v}$  acquires an electric dipole of the magnitude<sup>60</sup>

<sup>60</sup>The presence of the dipole electric field near moving magnetic moment is predicted in the traditional special-relativistic theory as well [260, 261], however this prediction

$$\mathbf{d}^{SR} = [\mathbf{v} \times \vec{\mu}]/c \quad (11.63)$$

is twice larger than our result.

$$\mathbf{d} = \frac{[\mathbf{v} \times \vec{\mu}]}{2c} \quad (11.64)$$

The Wilson-Wilson experiment clearly demonstrated that both kinds of dipole moments (those due to dielectric polarization and those due to moving dipole moments) are present in the rotating magnet. This confirms qualitatively our conclusion about the presence of conservative forces (11.61) near moving permanent magnets. A quantitative description of this experiment would require calculation of the polarization and magnetization of bodies moving in an external magnetic field. This is beyond the scope of the theory developed here.

There is, however, another possibility to check experimentally the difference between two predictions (11.63) and (11.64) without complications pertinent to the Wilson-Wilson setup. This can be done by performing the Barnett's experiment in which a cylindrical shell (or a hollow cylinder) made of magnetized<sup>61</sup> material is used instead of the solenoid  $S$  in fig. 11.12. In this case there is no magnetic field inside the shell.<sup>62</sup> So, the capacitor  $C_1C_2$  will not be charged if rotated. However, if the capacitor is at rest, and the magnetized shell  $S$  is rotated about its axis, then one would expect a non-zero charge on the capacitor. The charge value in our theory is twice smaller than the prediction of Maxwell's electrodynamics.

---

<sup>61</sup>the magnetization vector should be directed along the cylinder's axis

<sup>62</sup>if the cylinder is long enough, so that the field generated by its ends can be ignored in its center

## Chapter 12

# QUANTUM THEORY OF GRAVITY

*This is impossible, because this cannot be possible ever.*

Stepan Vladimirovich (from “Letter to a scholarly neighbor” by A. P. Chekhov)

As we discussed in subsection 10.3.4, the special-relativistic manifestly covariant approach in which both time and position are treated as coordinates in the 4-dimensional space-time manifold is not consistent with quantum mechanics. This problem is clearly seen in Einstein’s general relativity, which uses the concept of curved space-time for the description of gravitational interactions. General relativity enjoys remarkable agreement with experiments and observations. However, combination of quantum mechanics with general relativity still remains a major unsolved problem in theoretical physics.

In this chapter we suggest to formulate quantum theory of gravity in analogy with the dressed particle approach to quantum electrodynamics in section 9.3 and in chapter 11, i.e., in the Hamiltonian formalism, where positions of particles are dynamical variables (Hermitian operators), but time is a numerical parameter labeling reference frames. This means that in our theory gravitational interactions between particles are described by instantaneous position- and velocity-dependent potentials. The goal of this chapter is to demonstrate that simple Hamiltonian (12.1) can describe all major gravitational experiments and observations: the dynamics of bodies in the Solar

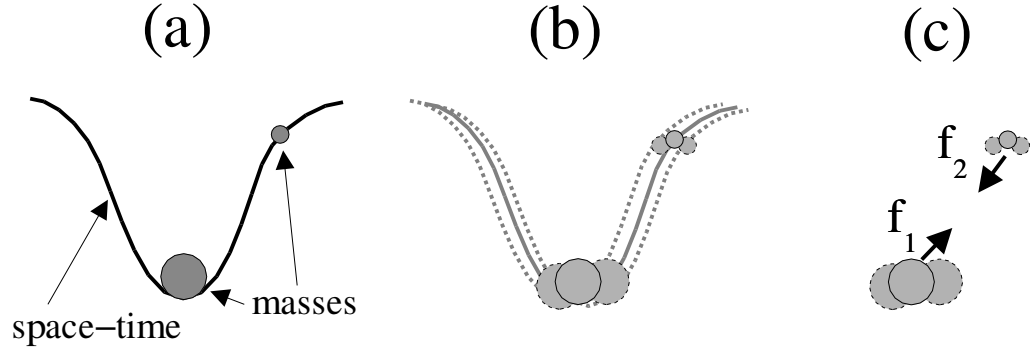


Figure 12.1: Three approaches to gravity: (a) classical general relativity; (b) (hypothetical) quantum version of general relativity; (c) RQD approach to quantum gravity ( $\mathbf{f}_1$  and  $\mathbf{f}_2$  are forces acting on bodies).

system (including precession of the Mercury's perihelion and the dynamics in the Sun-Earth-Moon system), the light bending and Shapiro propagation delay, the gravitational red shift and time dilation. Our main point is that these phenomena should not be considered as indisputable evidence of the validity of general relativity. They can be explained from simple inter-particle gravitational potentials as well. The advantage of this approach is in its full consistency with principles of quantum mechanics.

## 12.1 Two-body problem

### 12.1.1 General relativity vs. quantum gravity

In fig. 12.1 (which is, of course, a caricature rather than a realistic picture) we attempted to clarify the idea of our approach to quantum gravity and its difference from other approaches.

It is usually accepted that gravitational interactions in classical (non-quantum) physics are well described by Einstein's general relativity (GR).



This theory is sometimes explained within the “rubber sheet analogy” depicted in fig. 12.1(a): Massive bodies modify the properties of space-time (the curvature tensor) in their vicinity. So, space-time is not simply a *background* for physical processes, but an equal participant in dynamical interactions. In general relativity all material bodies are supposed to move along space-time geodesics, so the space-time curvature results in modification of their trajectories. Thus in GR gravity is not treated as interaction in the usual sense of this word.

It is well-known that it is very difficult to introduce quantum mechanics within the general-relativistic framework (see fig. 12.1(b)). If material bodies are described by quantum-mechanical wave functions, then their positions, momenta, and other properties are not well-defined. They are subject to quantum fluctuations.<sup>1</sup> Then, one conclude that the space-time manifold should be described in statistical fashion by some kind of wave function as well. Any wave function in quantum mechanics is defined on the common spectrum of mutually commuting dynamical observables. But which observables are pertinent to the space-time? There is nothing to be observed in empty space! So, inclusion of “quantum” space-time as a dynamical participant in gravitational interactions is dubious at best.

It is universally recognized that development of quantum theory of gravity would require complete rewriting of either quantum mechanics, or general relativity, or both. Our choice is that general relativity must go. In our approach (fig. 12.1(b)), we do not use the notion of the 4-dimensional space-time manifold. As we discussed in chapter 10, particle positions (which are dynamical observables) and time (which is a numerical parameter labeling inertial reference frames) have nothing in common. The idea of space-time continuum is just as irrelevant to the description of gravitational effects as the idea of ether was irrelevant to the description of electromagnetism. By itself, the space-time is non-observable, even in principle. So, nothing will be lost if the space-time and all its attributes (metric tensor, curvature, etc.) are eliminated from the theory. Gravitational interactions between particles should be described by the same kind of relativistic Hamiltonian theory that we used in the preceding chapter to describe electromagnetic interactions. The reason why two masses attract each other is that the total Hamiltonian of the system (and the total boost operator) contains interaction

---

<sup>1</sup>The statistical quantum nature of material bodies is shown by drawing their multiple copies in figs. 12.1(b) and 12.1(c).

terms. The explanation of relativistic gravitational effects (precession of the Mercury's perihelion, light bending, etc.) should be sought in (small and momentum-dependent) deviations of these interaction potentials from the classical Newtonian formula  $V = -GMm/r$ . This Hamiltonian approach to quantum gravity is fully consistent with principles of quantum mechanics.

### 12.1.2 The Einstein-Infeld-Hoffmann Hamiltonian

For simplicity we will consider two particles<sup>2</sup> with gravitational interaction. Let us denote one-particle observables by small letters as in (10.5) - (10.6) and postulate the following Hamiltonian and the total boost operator for this system<sup>3</sup>

$$\begin{aligned}
 H = & h_1 + h_2 - \frac{Gh_1h_2}{c^4r} - \frac{Gh_2p_1^2}{h_1c^2r} - \frac{Gh_1p_2^2}{h_2c^2r} + \frac{7G(\mathbf{p}_1 \cdot \mathbf{p}_2)}{2c^2r} \\
 & + \frac{G(\mathbf{p}_1 \cdot \mathbf{r})(\mathbf{p}_2 \cdot \mathbf{r})}{2c^2r^3} + \frac{G^2m_1m_2(m_1 + m_2)}{2c^2r^2} \\
 & + \frac{3Gm_2[\mathbf{r} \times \mathbf{p}_1] \cdot \mathbf{s}_1}{2m_1c^2r^3} - \frac{3Gm_1[\mathbf{r} \times \mathbf{p}_2] \cdot \mathbf{s}_2}{2m_2c^2r^3} - \frac{2G[\mathbf{r} \times \mathbf{p}_2] \cdot \mathbf{s}_1}{c^2r^3} \\
 & + \frac{2G[\mathbf{r} \times \mathbf{p}_1] \cdot \mathbf{s}_2}{c^2r^3} + \frac{(\mathbf{s}_1 \cdot \mathbf{s}_2)}{c^2r^3} - \frac{3(\mathbf{s}_1 \cdot \mathbf{r})(\mathbf{s}_2 \cdot \mathbf{r})}{c^2r^5} \dots \quad (12.1)
 \end{aligned}$$

$$\mathbf{K} = \mathbf{k}_1 + \mathbf{k}_2 + \frac{Gh_1h_2(\mathbf{r}_1 + \mathbf{r}_2)}{2c^6r} + \dots \quad (12.2)$$

where  $h_i \equiv (m_i^2c^4 + p_i^2c^2)^{1/2}$  are particle energies,  $\mathbf{s}_i$  are their spins (angular momenta associated with rotation of particles around their own axes),  $\mathbf{r} \equiv \mathbf{r}_1 - \mathbf{r}_2$  and  $G$  is the gravitational constant. The remarkable analogy with the Darwin-Breit Hamiltonian (11.5) and boost operator (11.6) from classical electrodynamics is quite obvious. The relativistic invariance of the theory (12.1) - (12.2)<sup>4</sup> is proved in Appendix P.

<sup>2</sup>These particles are not necessarily massive. They can be massless as well.

<sup>3</sup>Here we tacitly assume that products of non-commuting operators (e.g.,  $\mathbf{r}$  and  $h_1$ ) can be replaced with anticommutators (e.g.,  $h_1\mathbf{r} \rightarrow 1/2(h_1\mathbf{r} + \mathbf{r}h_1)$ ), so that operators  $H$  and  $\mathbf{K}$  are Hermitian. Ignoring the order of operators should not have any effect on physical conclusions, because most gravitational effects discussed in this chapter are classical (non-quantum). Interactions in (12.1) and (12.2) are supposed to be accurate within  $(v/c)^2$  approximation.

<sup>4</sup>i.e., the validity of the Poincaré Lie algebra commutation relations with the accuracy of  $(v/c)^2$

For massive ( $m_i > 0$ ) particles whose velocities are small in comparison with the speed of light ( $p \ll mc$ ) we can use approximation

$$h \approx mc^2 + \frac{p^2}{2m} - \frac{p^4}{8m^3c^2} + \dots$$

In this approximation<sup>5</sup>  $H$  takes the form

$$\begin{aligned} H \approx & \frac{p_1^2}{2m_1} + \frac{p_2^2}{2m_2} - \frac{Gm_1m_2}{r} - \frac{p_1^4}{8m_1^3c^2} - \frac{p_2^4}{8m_2^3c^2} \\ & - \frac{3Gm_2p_1^2}{2m_1c^2r} - \frac{3Gm_1p_2^2}{2m_2c^2r} + \frac{7G(\mathbf{p}_1 \cdot \mathbf{p}_2)}{2c^2r} + \frac{G(\mathbf{p}_1 \cdot \mathbf{r})(\mathbf{p}_2 \cdot \mathbf{r})}{2c^2r^3} \\ & + \frac{G^2m_1m_2(m_1 + m_2)}{2c^2r^2} \\ & + \frac{3Gm_2[\mathbf{r} \times \mathbf{p}_1] \cdot \mathbf{s}_1}{2m_1c^2r^3} - \frac{3Gm_1[\mathbf{r} \times \mathbf{p}_2] \cdot \mathbf{s}_2}{2m_2c^2r^3} - \frac{2G[\mathbf{r} \times \mathbf{p}_2] \cdot \mathbf{s}_1}{c^2r^3} \\ & + \frac{2G[\mathbf{r} \times \mathbf{p}_1] \cdot \mathbf{s}_2}{c^2r^3} + \frac{(\mathbf{s}_1 \cdot \mathbf{s}_2)}{c^2r^3} - \frac{3(\mathbf{s}_1 \cdot \mathbf{r})(\mathbf{s}_2 \cdot \mathbf{r})}{c^2r^5} \end{aligned} \quad (12.3)$$

The spin-independent part of this expression coincides with the famous Einstein-Infeld-Hoffmann Hamiltonian [262], which is derived in the  $(v/c)^2$  approximation to general relativity.<sup>6</sup> The spin-dependent part basically agrees with the general-relativistic result [264] with the exception of the two last terms, which have opposite sign in our formula. The reason for this difference is that our Hamiltonian refers to two elementary particles,<sup>7</sup> while the Hamiltonian in [264] is for two macroscopic bodies. Gravitational interactions of multi-particle macroscopic spinning bodies is discussed in more detail in section 12.3.

As we mentioned above, the Hamiltonian (12.3) is usually obtained as an  $(v/c)^2$  approximation to general relativity. However, our interpretation is different. We do not assume that the fundamental exact theory of gravity must be formulated in terms of space-time whose metric (curvature) is dynamically coupled to the mass-energy distribution. Our idea is that the relativistic Hamiltonian form (12.1) - (12.2) is fully appropriate for the (yet

---

<sup>5</sup>and omitting inconsequential rest energies  $m_i c^2$

<sup>6</sup>see [262] and §106 in [263]

<sup>7</sup>e.g., electron, neutron, etc

unknown) exact theory of quantum gravity. This final theory<sup>8</sup> should be formulated as an interacting unitary representation of the Poincaré group in a Hilbert (or Fock) space.

In what follows we will consider the classical limit of the theory (12.1) - (12.2), where all observables commute and quantum commutators are replaced by Poisson brackets.<sup>9</sup> We will return to quantum gravitational effects in subsection 12.2.3.

### 12.1.3 Precession of the Mercury's perihelion

The explanation of the Mercury's perihelion shift [263, 265] was the first success of Einstein's general theory of relativity. The easiest way to perform calculations is to approximate equations of general relativity by the Einstein-Infeld-Hoffmann Hamiltonian (12.3) and to apply usual procedures of classical Hamiltonian mechanics. As we discussed in the preceding subsection, in our approach we use the Hamiltonian theory from the beginning, so it should come as no surprise that our result for the orbit precession is identical to the general-relativistic result. Detailed calculations are presented in this subsection.

As we mentioned earlier, the Hamiltonian (12.3) applies to structureless elementary particles, so, strictly speaking, it is not valid for the system of macroscopic bodies Sun-Mercury. However, within desired accuracy we can safely neglect such things as 3-body forces,<sup>10</sup> tidal effects, and spinning motions.<sup>11</sup> In this case, it becomes reasonable to represent Mercury and Sun as material points with masses  $m_1$  and  $m_2$ . We will use index 1 to denote variables referring to the light body - Mercury, and index 2 will refer to the heavy body - Sun. Since Sun is much heavier than Mercury ( $m_2 \gg m_1$ ), we can simplify the Hamiltonian (12.3). In the center-of-mass reference frame  $\mathbf{p}_1 = -\mathbf{p}_2$ , therefore  $v_2 \approx p_2/m_2 \ll v_1$ , so the speed of the heavy Sun can be neglected, when compared with the speed of the light Mercury, and, in a reasonable approximation, the Sun can be assumed to rest in the origin of the coordinate system  $\mathbf{r}_2 = 0$ . Thus we obtain the following Hamiltonian

---

<sup>8</sup>which will provide interaction terms of higher orders in  $(v/c)$  indicated by ellipsis in (12.1) and (12.2)

<sup>9</sup>see section 5.3

<sup>10</sup>see subsection 12.2.2

<sup>11</sup>see section 12.3

$$\begin{aligned}
H \approx & \frac{p_1^2}{2m_1} - \frac{Gm_1m_2}{r} - \frac{p_1^4}{8m_1^3c^2} \\
& - \frac{3Gm_2p_1^2}{2m_1c^2r} + \frac{7G(\mathbf{p}_1 \cdot \mathbf{p}_2)}{2c^2r} + \frac{G(\mathbf{p}_1 \cdot \mathbf{r})(\mathbf{p}_2 \cdot \mathbf{r})}{2c^2r^3} + \frac{G^2m_1m_2^2}{2c^2r^2} \quad (12.4)
\end{aligned}$$

The first Hamilton's equation of motion yields

$$\begin{aligned}
\frac{d\mathbf{p}_1}{dt} &= -\frac{\partial H}{\partial \mathbf{r}_1} \\
&\approx -\frac{Gm_1m_2\mathbf{r}}{r^3} - \frac{3Gm_2p_1^2\mathbf{r}}{2m_1c^2r^3} + \frac{7G(\mathbf{p}_1 \cdot \mathbf{p}_2)\mathbf{r}}{2c^2r^3} - \frac{G(\mathbf{p}_2 \cdot \mathbf{r})\mathbf{p}_1}{2c^2r^3} \\
&- \frac{G(\mathbf{p}_1 \cdot \mathbf{r})\mathbf{p}_2}{2c^2r^3} + \frac{3G(\mathbf{p}_1 \cdot \mathbf{r})(\mathbf{p}_2 \cdot \mathbf{r})\mathbf{r}}{2c^2r^5} + \frac{G^2m_1m_2^2\mathbf{r}}{c^2r^4} \quad (12.5)
\end{aligned}$$

From the third Newton's law<sup>12</sup> it follows

$$\frac{d\mathbf{p}_2}{dt} = -\frac{\partial H}{\partial \mathbf{r}_2} = -\frac{d\mathbf{p}_1}{dt} \quad (12.6)$$

Velocities of the two bodies are obtained from the second Hamilton's equation of motion

$$\begin{aligned}
\frac{d\mathbf{r}_1}{dt} &= \frac{\partial H}{\partial \mathbf{p}_1} \\
&\approx \frac{\mathbf{p}_1}{m_1} - \frac{p_1^2\mathbf{p}_1}{2m_1^3c^2} - \frac{3Gm_2\mathbf{p}_1}{m_1c^2r} + \frac{7G\mathbf{p}_2}{2c^2r} + \frac{G(\mathbf{p}_2 \cdot \mathbf{r})\mathbf{r}}{2c^2r^3} \quad (12.7) \\
\frac{d\mathbf{r}_2}{dt} &= 0
\end{aligned}$$

To obtain Mercury's acceleration we differentiate eq. (12.7) on time

$$\begin{aligned}
\frac{d^2\mathbf{r}_1}{dt^2} \approx & \frac{\dot{\mathbf{p}}_1}{m_1} - \frac{p_1^2\dot{\mathbf{p}}_1}{2m_1^3c^2} - \frac{(\mathbf{p}_1 \cdot \dot{\mathbf{p}}_1)\mathbf{p}_1}{m_1^3c^2} \\
& - \frac{3Gm_2\dot{\mathbf{p}}_1}{m_1c^2r} + \frac{3Gm_2(\mathbf{r} \cdot \dot{\mathbf{r}})\mathbf{p}_1}{m_1c^2r} + \frac{7G\dot{\mathbf{p}}_2}{2c^2r} - \frac{7G(\mathbf{r} \cdot \dot{\mathbf{r}})\mathbf{p}_2}{2c^2r} \\
& + \frac{G(\dot{\mathbf{p}}_2 \cdot \mathbf{r})\mathbf{r}}{2c^2r^3} + \frac{G(\mathbf{p}_2 \cdot \dot{\mathbf{r}})\mathbf{r}}{2c^2r^3} + \frac{G(\mathbf{p}_2 \cdot \mathbf{r})\dot{\mathbf{r}}}{2c^2r^3} - \frac{3G(\mathbf{p}_2 \cdot \mathbf{r})(\mathbf{r} \cdot \dot{\mathbf{r}})\dot{\mathbf{r}}}{2c^2r^5}
\end{aligned}$$

---

<sup>12</sup>or from the law of conservation of the total momentum

Here we substitute results (12.5) - (12.6) and  $\dot{\mathbf{r}} \approx \mathbf{p}_1/m_1$  to obtain<sup>13</sup>

$$\frac{d^2\mathbf{r}_1}{dt^2} \approx -\frac{Gm_2\mathbf{r}}{r^3} - \frac{Gm_2p_1^2\mathbf{r}}{m_1^2c^2r^3} + \frac{4Gm_2(\mathbf{p}_1 \cdot \mathbf{r})\mathbf{p}_1}{m_1^2c^2r^3} + \frac{4G^2m_2^2\mathbf{r}}{c^2r^4} \quad (12.9)$$

This result is fairly general. However, we can make farther simplifications by noticing that the total angular momentum vector

$$\mathbf{J}_0 \equiv [\mathbf{r}_1 \times \mathbf{p}_1] + [\mathbf{r}_2 \times \mathbf{p}_2] \quad (12.10)$$

has zero Poisson bracket with the total Hamiltonian (12.4) and therefore does not change with time. Hence the vector

$$\mathbf{h} \equiv \frac{\mathbf{J}_0}{m_1} \approx \frac{[\mathbf{r} \times \mathbf{p}_1]}{m_1} \quad (12.11)$$

is constant, both  $\mathbf{p}_1$  and  $\mathbf{r} \approx \mathbf{r}_1$  are orthogonal to the fixed direction of  $\mathbf{h}$ , and the orbit is confined within the plane perpendicular to  $\mathbf{h}$ . Furthermore, we will assume that the planet's orbit is nearly circular, so that approximation

$$(\mathbf{p}_1 \cdot \mathbf{r}) \approx 0 \quad (12.12)$$

is valid. Then

$$h \approx \frac{rp_1}{m_1} \quad (12.13)$$

and the third term on the right hand side of (12.9) can be omitted. The final equation of motion that needs to be solved takes the form

---

<sup>13</sup>Without losing the  $(v/c)^2$  accuracy we can rewrite this formula as

$$\frac{d^2\mathbf{r}_1}{dt^2} \approx -\frac{Gm_2\mathbf{r}}{r^3} - \frac{Gm_2v_1^2\mathbf{r}}{c^2r^3} + \frac{4Gm_2(\mathbf{v}_1 \cdot \mathbf{r})\mathbf{v}_1}{c^2r^3} + \frac{4G^2m_2^2\mathbf{r}}{c^2r^4} \quad (12.8)$$

which demonstrates the remarkable fact that acceleration of the light particle 1 does not depend on its mass  $m_1$ . In other words, in the gravitational field of the heavy mass  $m_2$  all massive bodies move with the same acceleration independent on their mass. This property is called the *universality of free fall*. More discussion can be found in section 12.2.

$$\frac{d^2 \mathbf{r}}{dt^2} \approx -\frac{Gm_2 \mathbf{r}}{r^3} - \frac{Gm_2 p_1^2 \mathbf{r}}{m_1^2 c^2 r^3} + \frac{4G^2 m_2^2 \mathbf{r}}{c^2 r^4} \quad (12.14)$$

In the plane of the orbit we can introduce polar coordinates  $(r, \theta)$  and two mutually orthogonal unit vectors  $\hat{\mathbf{r}}, \hat{\theta}$ , so that

$$\begin{aligned} \mathbf{r} &= r\hat{\mathbf{r}} \\ \dot{\mathbf{r}} &= \dot{r}\hat{\mathbf{r}} + r\dot{\theta}\hat{\theta} \\ \ddot{\mathbf{r}} &= (\ddot{r} - r\dot{\theta}^2)\hat{\mathbf{r}} + (2\dot{r}\dot{\theta} + r\ddot{\theta})\hat{\theta} \\ [\hat{\mathbf{r}} \times \hat{\theta}] &= \mathbf{h}/h \\ [\mathbf{r} \times \dot{\mathbf{r}}] &= r^2\dot{\theta}\mathbf{h}/h \end{aligned} \quad (12.15)$$

The acceleration (12.14) is directed along the vector  $\hat{\mathbf{r}}$ , so we can write

$$\ddot{r} - r\dot{\theta}^2 = -\frac{Gm_2}{r^2} - \frac{Gm_2 p_1^2}{m_1^2 c^2 r^2} + \frac{4G^2 m_2^2}{c^2 r^3} \quad (12.16)$$

In order to evaluate the rate of change of the angle  $\theta$ , we use (12.7) and (12.13) to write

$$\begin{aligned} [\mathbf{r} \times \dot{\mathbf{r}}] &\approx \mathbf{r} \times \left( \frac{\mathbf{p}_1}{m_1} - \frac{p_1^2 \mathbf{p}_1}{2m_1^3 c^2} - \frac{3Gm_2 \mathbf{p}_1}{m_1 c^2 r} \right) \\ &= \mathbf{h} \left( 1 - \frac{p_1^2}{2m_1^2 c^2} - \frac{3Gm_2}{c^2 r} \right) \\ &\approx \mathbf{h} \left( 1 - \frac{h^2}{2c^2 r^2} - \frac{3Gm_2}{c^2 r} \right) \end{aligned}$$

A comparison with eq. (12.15) yields

$$\dot{\theta} \approx \frac{h}{r^2} \left( 1 - \frac{h^2}{2c^2 r^2} - \frac{3Gm_2}{c^2 r} \right)$$

Substituting this result to (12.16) we obtain

$$\begin{aligned}
0 &\approx \ddot{r} - \frac{h^2}{r^3} \left(1 - \frac{h^2}{2c^2 r^2} - \frac{3Gm_2}{c^2 r}\right)^2 + \frac{Gm_2}{r^2} + \frac{Gm_2 h^2}{c^2 r^2} - \frac{4G^2 m_2^2}{c^2 r^3} \\
&\approx \ddot{r} - \frac{h^2}{r^3} + \frac{Gm_2}{r^2} + \frac{7Gm_2 h^2}{c^2 r^4} - \frac{4G^2 m_2^2}{c^2 r^3} + \frac{h^4}{c^2 r^5}
\end{aligned} \tag{12.17}$$

For our purposes it is convenient to find the dependence of  $r$  on the angle  $\theta$  rather than the time dependence  $r(t)$ . To do that, we introduce notation  $u \equiv 1/r$  and obtain

$$\frac{d}{dt} = \dot{\theta} \frac{d}{d\theta} \approx hu^2 \left(1 - \frac{h^2 u^2}{2c^2} - \frac{3Gm_2 u}{c^2}\right) \frac{d}{d\theta}$$

Then we can express the second time derivative of  $r$  in the form

$$\begin{aligned}
\ddot{r} &= \left[ hu^2 \left(1 - \frac{h^2 u^2}{2c^2} - \frac{3Gm_2 u}{c^2}\right) \frac{d}{d\theta} \right] \left[ hu^2 \left(1 - \frac{h^2 u^2}{2c^2} - \frac{3Gm_2 u}{c^2}\right) \frac{d}{d\theta} \right] \frac{1}{u} \\
&= -h^2 u^2 \left(1 - \frac{h^2 u^2}{2c^2} - \frac{3Gm_2 u}{c^2}\right) \frac{d}{d\theta} \left(1 - \frac{h^2 u^2}{2c^2} - \frac{3Gm_2 u}{c^2}\right) \frac{du}{d\theta} \\
&= -h^2 u^2 \left(1 - \frac{h^2 u^2}{2c^2} - \frac{3Gm_2 u}{c^2}\right) \times \\
&\quad \left[ \left(-\frac{h^2 u}{c^2} - \frac{3Gm_2}{c^2}\right) \left(\frac{du}{d\theta}\right)^2 + \left(1 - \frac{h^2 u^2}{2c^2} - \frac{3Gm_2 u}{c^2}\right) \frac{d^2 u}{d\theta^2} \right] \\
&\approx -h^2 u^2 \left[ \left(-\frac{h^2 u}{c^2} - \frac{3Gm_2}{c^2}\right) \left(\frac{du}{d\theta}\right)^2 + \left(1 - \frac{h^2 u^2}{c^2} - \frac{6Gm_2 u}{c^2}\right) \frac{d^2 u}{d\theta^2} \right]
\end{aligned}$$

and eq. (12.17) can be rewritten as

$$\begin{aligned}
0 &= -\frac{d^2 u}{d\theta^2} h^2 u^2 \left(1 - \frac{h^2 u^2}{c^2} - \frac{6Gm_2 u}{c^2}\right) + \left(\frac{du}{d\theta}\right)^2 h^2 u^2 \left(\frac{h^2 u}{c^2} + \frac{3Gm_2}{c^2}\right) \\
&\quad - h^2 u^3 + Gm_2 u^2 + \frac{7Gm_2 h^2 u^4}{c^2} - \frac{4G^2 m_2^2 u^3}{c^2} + \frac{h^4 u^5}{c^2} \\
&= -\frac{d^2 u}{d\theta^2} \left(1 - \frac{h^2 u^2}{c^2} - \frac{6Gm_2 u}{c^2}\right) + \left(\frac{du}{d\theta}\right)^2 \left(\frac{h^2 u}{c^2} + \frac{3Gm_2}{c^2}\right) \\
&\quad - u + \frac{Gm_2}{h^2} + \frac{7Gm_2 u^2}{c^2} - \frac{4G^2 m_2^2 u}{c^2 h^2} + \frac{h^2 u^3}{c^2}
\end{aligned} \tag{12.18}$$



To solve this equation let us first approach the non-relativistic case in which all terms proportional to  $c^{-2}$  are omitted

$$0 \approx -\frac{d^2u}{d\theta^2} - u + \frac{Gm_2}{h^2} \quad (12.19)$$

It is easy to show that this equation is satisfied by orbits of elliptical shape<sup>14</sup>

$$u(\theta) = L^{-1} + A \cos \theta \quad (12.20)$$

Substituting (12.20) in (12.19) we obtain

$$L^{-1} = \frac{Gm_2}{h^2} \quad (12.21)$$

Now let us seek the approximate solution of the full relativistic equation (12.18) in the form

$$\begin{aligned} u(\theta) &= L^{-1} + A \cos \tilde{\theta} \\ \tilde{\theta} &\equiv \theta - \kappa\theta \end{aligned} \quad (12.22)$$

In this ansatz we assume that the orbit basically keeps its elliptical shape (12.20) and that relativistic<sup>15</sup> perturbation terms in eq. (12.18) lead to constant precession of the orbit with the rate  $\kappa$ . This rate is the quantity we are interested in. To find it we substitute (12.22) and

$$\begin{aligned} \frac{du}{d\theta} &= -A(1 - \kappa) \sin \tilde{\theta} \\ \frac{d^2u}{d\theta^2} &= -A(1 - \kappa)^2 \cos \tilde{\theta} \end{aligned}$$

in (12.18)<sup>16</sup>

---

<sup>14</sup>Parameters  $L$  (*semilatus rectum*) and  $A$  of the orbit can be expressed through the semimajor axis  $f$  and eccentricity  $e$  of the ellipse:  $L = f(1 - e^2)$  and  $A = eL^{-1}$ .

<sup>15</sup>proportional to  $c^{-2}$

<sup>16</sup>We also take into account that for our nearly circular orbit  $A \ll L^{-1}$ ,  $A^2 \ll A$ , and  $(du/d\theta)^2$  can be ignored because it is proportional to the small quantity  $A^2$ .

$$\begin{aligned}
0 \approx & A(1 - \kappa)^2 \cos \tilde{\theta} \left( 1 - \frac{h^2}{L^2 c^2} - \frac{6Gm_2}{Lc^2} \right) - L^{-1} - A \cos \tilde{\theta} \\
& + \frac{Gm_2}{h^2} + \frac{7Gm_2(L^{-2} + 2L^{-1}A \cos \tilde{\theta})}{c^2} - \frac{4G^2m_2^2(L^{-1} + A \cos \tilde{\theta})}{c^2 h^2} \\
& + \frac{h^2(L^{-3} + 3L^{-2}A \cos \tilde{\theta})}{c^2}
\end{aligned}$$

The right hand side of this equation contains terms of two types: those independent on  $\tilde{\theta}$  and those proportional to  $\cos \tilde{\theta}$ . These two types of terms should vanish independently, thus leading to two equations

$$\begin{aligned}
0 &= -L^{-1} + \frac{Gm_2}{h^2} + \frac{7Gm_2}{c^2 L^2} - \frac{4G^2m_2^2}{c^2 h^2 L} + \frac{h^2}{c^2 L^3} \\
0 &= (1 - \kappa)^2 \left( 1 - \frac{h^2}{L^2 c^2} - \frac{6Gm_2}{Lc^2} \right) - 1 + \frac{14Gm_2}{c^2 L} - \frac{4G^2m_2^2}{c^2 h^2} + \frac{3h^2}{c^2 L^2}
\end{aligned}$$

From the first equation we obtain relativistic corrections to the relationship (12.21), which are not important for our purposes. From the second equation and (12.21) we find the desired precession rate

$$\begin{aligned}
(1 - \kappa)^2 &= \frac{1 - 13h^2/(L^2 c^2)}{1 - 7h^2/(L^2 c^2)} \approx \left( 1 - \frac{6h^2}{L^2 c^2} \right) \\
\kappa &\approx \frac{3Gm_2^2}{Lc^2}
\end{aligned}$$

This means that the perihelion advances by the angle of

$$2\pi\kappa \approx \frac{6\pi Gm_2^2}{Lc^2}$$

(radian) after each full revolution. This agrees with astronomical observations and with predictions of general relativity<sup>17</sup>

---

<sup>17</sup>see, for example, eq. (8.6.11) in [266]

### 12.1.4 Photons and gravity

As we mentioned earlier, the Hamiltonian (12.1) can describe interactions between both massive bodies and massless particles. Let us consider the case when the massive body 2 is very heavy (e.g., Sun), so that photon's momentum satisfies inequality  $p_1 \ll m_2 c$ . Then we can take the limit  $m_1 \rightarrow 0$ , replace  $h_1 \rightarrow p_1 c$ ,  $h_2 \rightarrow m_2 c^2$ , and ignore the inconsequential rest energy  $m_2 c^2$  of the massive body. Then from (12.1) we obtain a Hamiltonian accurate to the order  $(1/c)$

$$H = p_1 c - \frac{2Gm_2 p_1}{cr} \quad (12.23)$$

which can be used to evaluate the motion of photons in the Sun's gravitational field. The time derivative of the photon's momentum can be found from the first Hamilton's equation (5.54)

$$\frac{d\mathbf{p}_1}{dt} = -\frac{\partial H}{\partial \mathbf{r}_1} = -\frac{2Gm_2 p_1 \mathbf{r}}{cr^3}. \quad (12.24)$$

In the zeroth approximation we can assume that the photon moves with the speed  $c$  along the straight line ( $r_{1x} = ct, r_{1y} = 0, r_{1z} = R$ ) with the *impact parameter*  $R$  equal to the radius of the Sun (which is located in the origin  $r_{2x} = r_{2y} = r_{2z} = 0$ ). Then the accumulated momentum in the  $z$ -direction is obtained by integrating the  $z$ -component of (12.24)

$$\Delta p_{1z} \approx - \int_{-\infty}^{\infty} \frac{2Gm_2 p_1 R dt}{c(R^2 + c^2 t^2)^{3/2}} = -\frac{4Gm_2 p_1}{c^2 R}$$

The deflection angle

$$\gamma \approx \tan \gamma = \frac{|\Delta p_{1z}|}{p_1} = \frac{4Gm_1}{c^2 R}$$

coincides with the observed bending of starlight by the Sun's gravity [178].

The second Hamilton's equation (5.55)

$$\frac{d\mathbf{r}_1}{dt} = \frac{\partial H}{\partial \mathbf{p}_1} = \frac{\mathbf{p}_1}{p_1} \left( c - \frac{2Gm_2}{cr} \right) \quad (12.25)$$

can be interpreted as gravitational reduction of the speed of light. This means that in the presence of gravity it takes photons an extra time to travel the same path. Let us find the time delay for a photon traveling from the Sun's surface to the observer on Earth. Denoting  $d$  the distance Sun - Earth and taking into account that  $R \ll d$  we obtain

$$\Delta t \approx \frac{1}{c} \int_0^{d/c} \frac{2Gm_2 dt}{c(R^2 + c^2 t^2)^{1/2}} = \frac{2Gm_2}{c^3} \log\left(\frac{2d}{R}\right)$$

which agrees with the leading general-relativistic contribution to the *Shapiro time delay* of radar signals near the Sun [178].

Taking the time derivative of (12.25) we obtain photon's acceleration

$$\begin{aligned} \frac{d^2 \mathbf{r}_1}{dt^2} &= \frac{\dot{\mathbf{p}}_1 c}{p_1} - \frac{c(\mathbf{p}_1 \cdot \dot{\mathbf{p}}_1) \mathbf{p}_1}{p_1^3} - \frac{2Gm_2 \dot{\mathbf{p}}_1}{cp_1 r} + \frac{2Gm_2(\mathbf{p}_1 \cdot \dot{\mathbf{p}}_1) \mathbf{p}_1}{cp_1^3 r} \\ &+ \frac{2Gm_2(\mathbf{r} \cdot \dot{\mathbf{r}}) \mathbf{p}_1}{cp_1 r^3} \\ &\approx -\frac{2Gm_2 \mathbf{r}}{r^3} + \frac{2Gm_2(\mathbf{p}_1 \cdot \mathbf{r}) \mathbf{p}_1}{p_1^2 r^3} + \frac{4G^2 m_2^2 \mathbf{r}}{c^2 r^4} - \frac{4G^2 m_2^2(\mathbf{p}_1 \cdot \mathbf{r}) \mathbf{p}_1}{c^2 p_1^2 r^4} \\ &+ \frac{2Gm_2(\mathbf{r} \cdot \mathbf{p}_1) \mathbf{p}_1}{p_1^2 r^3} - \frac{4G^2 m_2^2(\mathbf{p}_1 \cdot \mathbf{r}) \mathbf{p}_1}{c^2 p_1^2 r^4} \\ &= -\frac{2Gm_2 \mathbf{r}}{r^3} + \frac{4Gm_2(\mathbf{p}_1 \cdot \mathbf{r}) \mathbf{p}_1}{p_1^2 r^3} + \frac{4G^2 m_2^2 \mathbf{r}}{c^2 r^4} - \frac{8G^2 m_2^2(\mathbf{p}_1 \cdot \mathbf{r}) \mathbf{p}_1}{c^2 p_1^2 r^4} \end{aligned} \quad (12.26)$$

In realistic situations the ratio  $Gm_2/(c^2 r)$  is very small, so the last term on the right hand side of (12.26) is much smaller than the 2nd term there. Then, taking into account that (with the accuracy required here) for photons  $v_1 \approx c$  and  $\mathbf{p}_1/p_1 \approx \mathbf{v}_1/v_1$ , we can see that photon's acceleration (12.26) is the same as the limit  $m_1 \rightarrow 0$  of the formula (12.8) for massive particles. So, we conclude that within the  $(1/c)^2$  approximation all particles (massive and massless) have the same accelerations in the gravitational field of a massive body  $m_2$ . This confirms the free fall universality principle.

## 12.2 The principle of equivalence

### 12.2.1 Composition invariance of gravity

Having discussed two elementary particles, now we would like to address gravitational interactions in multi-particle systems. Let us see if the concept of composition invariance<sup>18</sup> is applicable to gravitational interactions. In subsections 12.1.3<sup>19</sup> and 12.1.4 we found that the acceleration of the particle 1 (moving in the gravitational field of a heavier mass  $m_2$ ) is independent on the value of its mass  $m_1$ . We called this property the free fall universality. It is easy to see that this cancelation was possible only because the (*gravitational*) mass  $m_1$  present in the gravitational potential energy  $-Gh_1h_2/r$  was exactly the same as the (*inertial*) mass  $m_1$  present in the expression for the particle's kinetic energy  $h_1$ . This cancelation occurred in a system of two elementary particles whose approximate gravitational Hamiltonian was

$$H_{gr} = h_1 + h_2 - \frac{Gh_1h_2}{c^4r_{12}} \quad (12.27)$$

However, it is well-established experimentally that the free fall universality also holds for macroscopic material bodies composed of many elementary particles [178, 267, 268, 269]. Therefore, the equality of the inertial and gravitational masses should hold for such compound bodies as well. We then conclude that the gravitational Hamiltonian of a 2-body system should follow the same pattern as the Hamiltonian of the 2-particle system (12.27)

$$H_{gr} = H_1 + H_2 - \frac{GH_1H_2}{c^4R_{12}} \quad (12.28)$$

In other words we arrive to the same principle of “composition invariance” as in the case of electromagnetic interaction (11.13).<sup>20</sup> However, in contrast to the electromagnetic case, we cannot justify this form of the Hamiltonian by the (charge) additivity argument. The energies of compound bodies (which

---

<sup>18</sup>This property was established for electromagnetic interactions in subsection 11.1.2.

<sup>19</sup>see footnote on page 478

<sup>20</sup>Just as in the case of electromagnetic interactions (see subsection 11.1.2), the composition invariance is not an exact property of gravity: tidal gravitational effects are characteristic for multiparticle bodies, but absent for structureless elementary particles.

serve the role of “charges” in the gravitational interaction (12.28)) are clearly non-additive. The energy of a compound body  $H_i$  is not equal to the sum of energies of constituent particles. Interaction potentials between all particles in the body should be added to this sum in order to obtain  $H_i$ . This means that gravitational interaction energy<sup>21</sup> cannot be represented as a sum of pairwise terms. There must be significant contributions of 3-body, 4-body, etc. potentials.

Let us demonstrate this point on an example of a 3-particle system. We will assume that the Hamiltonian for each 2-particle subsystem is

$$H_{ij} = h_i + h_j - \frac{Gh_i h_j}{c^4 |\mathbf{r}_i - \mathbf{r}_j|} + V(\mathbf{r}_i, \mathbf{r}_j) \quad (12.29)$$

where  $V(\mathbf{r}_i, \mathbf{r}_j)$  is a non-gravitational (e.g., electromagnetic) interaction potential between the two particles. Then let us attempt to write the Hamiltonian for the 3-particle system in the additive form analogous to (11.10)

$$\begin{aligned} H = & h_1 + h_2 + h_3 - \frac{Gh_1 h_2}{c^4 |\mathbf{r}_1 - \mathbf{r}_2|} - \frac{Gh_1 h_3}{c^4 |\mathbf{r}_1 - \mathbf{r}_3|} - \frac{Gh_2 h_3}{c^4 |\mathbf{r}_2 - \mathbf{r}_3|} \\ & + V(\mathbf{r}_1, \mathbf{r}_2) + V(\mathbf{r}_1, \mathbf{r}_3) + V(\mathbf{r}_2, \mathbf{r}_3) \end{aligned} \quad (12.30)$$

Let us further assume that particles 2 and 3 form a neutral ( $q_2 + q_3 = 0$ ) bound system, and that the distance between these two particles  $|\mathbf{r}_2 - \mathbf{r}_3|$  is much smaller than their separation from particle 1, which we denote by  $R$

$$R \approx |\mathbf{r}_1 - \mathbf{r}_2| \approx |\mathbf{r}_1 - \mathbf{r}_3| \gg |\mathbf{r}_2 - \mathbf{r}_3| \quad (12.31)$$

Then the Hamiltonian (12.30) can be simplified

$$\begin{aligned} H & \approx h_1 + \left[ h_2 + h_3 - \frac{Gh_2 h_3}{c^4 |\mathbf{r}_2 - \mathbf{r}_3|} + V(\mathbf{r}_2, \mathbf{r}_3) \right] - \frac{Gh_1(h_2 + h_3)}{c^4 R} \\ & \approx h_1 + H_{23} - \frac{Gh_1(h_2 + h_3)}{c^4 R} \end{aligned} \quad (12.32)$$

This result is different from our expectation (12.28), because the non-interacting energy ( $h_2 + h_3$ ) of the system 2+3 is present in the numerator of the gravitational potential instead of the total energy  $H_{23}$ . Therefore, our assumption of simple pairwise gravitational forces violates the universality of free fall.

---

<sup>21</sup>unlike the electromagnetic interaction energy (11.10)

### 12.2.2 $n$ -body gravitational potentials

We just established that our guessed Hamiltonian (12.30) with pairwise gravitational potentials between elementary constituents is not accurate. In order to comply with the free fall universality we need to assume that gravity “couples” not only kinetic energies ( $h_i$ ) of particles,<sup>22</sup> but also their interaction energies (both electromagnetic and gravitational). This implies the presence of (at least) 3-body gravitational potentials. For example, we can write the gravitational potential between kinetic energy ( $h_1$ ) of particle 1 and the electromagnetic interaction energy  $V(\mathbf{r}_2, \mathbf{r}_3)$  in the form of a smooth 3-particle potential<sup>23</sup>

$$- \frac{Gh_1}{c^4|\mathbf{r}_1 - \mathbf{r}_{23}|} V(\mathbf{r}_2, \mathbf{r}_3) \quad (12.33)$$

Here  $\mathbf{r}_{23}$  is the center-of-mass position for the system 2+3. Similarly, the coupling of  $h_1$  with the gravitational potential between particles 2 and 3 can be written as

$$\frac{Gh_1}{c^4|\mathbf{r}_1 - \mathbf{r}_{23}|} \frac{Gh_2h_3}{c^4|\mathbf{r}_2 - \mathbf{r}_3|} \quad (12.34)$$

Adding these 3-particle interactions to the Hamiltonian (12.30) we obtain<sup>24</sup>

$$\begin{aligned} H = & h_1 + h_2 + h_3 - \frac{Gh_1h_2}{c^4|\mathbf{r}_1 - \mathbf{r}_2|} - \frac{Gh_1h_3}{c^4|\mathbf{r}_1 - \mathbf{r}_3|} - \frac{Gh_2h_3}{c^4|\mathbf{r}_2 - \mathbf{r}_3|} \\ & + V(\mathbf{r}_1, \mathbf{r}_2) + V(\mathbf{r}_1, \mathbf{r}_3) + V(\mathbf{r}_2, \mathbf{r}_3) \\ & + \frac{Gh_3}{c^4|\mathbf{r}_3 - \mathbf{r}_{12}|} \frac{Gh_1h_2}{c^4|\mathbf{r}_1 - \mathbf{r}_2|} + \frac{Gh_2}{c^4|\mathbf{r}_2 - \mathbf{r}_{13}|} \frac{Gh_1h_3}{c^4|\mathbf{r}_1 - \mathbf{r}_3|} + \frac{Gh_1}{c^4|\mathbf{r}_1 - \mathbf{r}_{23}|} \frac{Gh_2h_3}{c^4|\mathbf{r}_2 - \mathbf{r}_3|} \\ & - \frac{Gh_3}{c^4|\mathbf{r}_3 - \mathbf{r}_{12}|} V(\mathbf{r}_1, \mathbf{r}_2) - \frac{Gh_2}{c^4|\mathbf{r}_2 - \mathbf{r}_{13}|} V(\mathbf{r}_1, \mathbf{r}_3) - \frac{Gh_1}{c^4|\mathbf{r}_1 - \mathbf{r}_{23}|} V(\mathbf{r}_2, \mathbf{r}_3) \end{aligned} \quad (12.35)$$

<sup>22</sup>as in the 4th, 5th, and 6th terms in (12.30)

<sup>23</sup>for definition of smooth  $n$ -particle potentials see subsection 6.3.5

<sup>24</sup>Here we do not attempt to cast this Hamiltonian in a relativistically invariant form, i.e., to write an interacting boost operator consistent with the Hamiltonian (12.35) and with Poincaré Lie brackets. However, based on works [121, 122] we presume that this is a technical rather than a fundamental issue, and that such a relativistic formulation of the theory can be found.

Then using condition (12.31) we can simplify

$$\begin{aligned}
H &\approx h_1 + h_2 + h_3 - \frac{Gh_2h_3}{c^4|\mathbf{r}_2 - \mathbf{r}_3|} + V(\mathbf{r}_2, \mathbf{r}_3) - \frac{Gh_1h_2}{c^4R} - \frac{Gh_1h_3}{c^4R} \\
&+ \frac{Gh_1}{c^4R} \frac{Gh_2h_3}{c^4|\mathbf{r}_2 - \mathbf{r}_3|} - \frac{Gh_1}{c^4R} V(\mathbf{r}_2, \mathbf{r}_3) \\
&\approx h_1 + \left[ h_2 + h_3 - \frac{Gh_2h_3}{c^4|\mathbf{r}_2 - \mathbf{r}_3|} + V(\mathbf{r}_2, \mathbf{r}_3) \right] - \frac{Gh_1}{c^4R} \left[ h_2 + h_3 - \frac{Gh_2h_3}{c^4|\mathbf{r}_2 - \mathbf{r}_3|} + V(\mathbf{r}_2, \mathbf{r}_3) \right] \\
&= h_1 + H_{23} - \frac{Gh_1H_{23}}{c^4R}
\end{aligned}$$

i.e., obtain the result (12.28) expected from the principles of the free fall universality and composition invariance.

The addition of 3-particle gravitational potentials (12.33) - (12.34) was sufficient to satisfy these principles for the 3-particle system. It is easy to see that in order to comply with (12.28) in the case of more than 3 elementary constituents one needs to add also 4-particle, 5-particle, etc. gravitational interactions in (12.30). Since  $n$ -particle potentials are proportional to products of  $n - 1$  small coupling constants,<sup>25</sup> they become less and less significant as the parameter  $n$  increases. So, we may expect that 3-particle gravitational potentials (12.33) - (12.34) should be sufficient to adequately describe existing experiments and observations.

### 12.2.3 Red shift and time dilation

So far in this section we discussed manifestations of gravity in classical physics. It is widely believed that gravitational forces are too weak to have any observable effect on quantum phenomena in microscopic systems. However, this belief is not correct. In this subsection we will discuss important experiments whose adequate description requires consideration of gravitational phenomena in the quantum domain.

Let us first consider an isolated multi-particle quantum physical system (e.g., an atom, molecule, stable nucleus, etc), which can be regarded as a *source* of electromagnetic radiation. In the absence of gravity, this system is described by its Hamiltonian  $H$ . Here it will be convenient to represent this Hamiltonian by its spectral decomposition (2.28)

---

<sup>25</sup>either gravitational constant  $G$  or electromagnetic coupling  $q_1q_2$



$$H = \sum_k E_k |\phi_k\rangle\langle\phi_k| \quad (12.36)$$

where index  $k$  labels energy eigenvalues  $E_k$  and  $|\phi_k\rangle\langle\phi_k|$  are projections on energy eigensubspaces. As we discussed in subsection 9.3.4, the coupling with photon sectors in the Fock space is responsible for the instability of all energy levels  $E_k$ , except the ground one. The system in the unstable level  $E_i$  eventually emits a photon and finds itself in a lower energy level  $E_f$ . The photon's energy is

$$\Delta E = E_i - E_f \quad (12.37)$$

Now let us place this “source” in the gravitational field of the Earth. In a reasonable approximation, the full Hamiltonian of the source+Earth is (12.28)

$$H' = Mc^2 + H - \frac{GMH}{c^2 R} \quad (12.38)$$

where  $M$  and  $R$  are the Earth's mass and radius, respectively. Ignoring the constant term  $Mc^2$ , we see that the Hamiltonian of the source in the gravitational field is

$$H' = H \left( 1 - \frac{GM}{c^2 R} \right) \quad (12.39)$$

This means that energy eigenvalues of  $H'$  can be obtained from eigenvalues of  $H$  simply by scaling by the factor  $1 - GM/(c^2 R)$ , which is less than 1

$$E'_i = E_i \left( 1 - \frac{GM}{c^2 R} \right) \quad (12.40)$$

Therefore, the energies of emitted photons also scale by the same factor

$$\Delta E' \approx \Delta E \left( 1 - \frac{GM}{c^2 R} \right) \quad (12.41)$$

Gravitational red shift experiments [270, 271, 272, 273, 274, 275, 178] confirmed this formula to a high precision. For example, in the famous Pound-Rebka experiment [271] two identical samples of  $^{57}\text{Fe}$  nuclei were used in a Mössbauer setup. One sample was used as a source of gamma radiation, and the other as a detector. If the source and the detector were at different elevations (different gravitational potentials), then the mismatch in their energy level separations (12.41) made the resonant absorption impossible. The radiation emitted by a source at a lower altitude appeared as red-shifted to the detector at a higher altitude.

Note that during its travel from the source to the detector, the photon's kinetic energy ( $cp$ ) varies according to (12.23). Should we take this variation into account when determining the condition of resonant absorption? The answer is *no*. When the photon gets absorbed by the detector it disappears completely, so its *total* energy (kinetic plus potential) gets transferred to the detector rather than the kinetic energy alone. The photon's total energy<sup>26</sup> (and its frequency) remains constant during its travel, so the attraction of photons to massive bodies (12.23) does not play any role in the gravitational red shift [276]. The true origin of the red shift is the variation of energy levels in the source/detector placed in the gravitational field (12.40).

Gravitational time dilation experiments [277, 278, 279, 280, 281, 282, 283, 178] are fundamentally similar to red shift experiments discussed above, because any clock (or any time-dependent process for that matter) is a quantum system that can be described by the Hamiltonian (12.36) in the absence of gravity. The time dependence arises from the fact that the initial state  $|\Psi(0)\rangle$  of the system is prepared as a superposition of two or more energy eigenstates  $|\phi_k\rangle$

$$|\Psi(0)\rangle = \sum_k C_k |\phi_k\rangle$$

Then the time evolution in the absence of the gravitational field is generated by the Hamiltonian (12.36)<sup>27</sup>

$$|\Psi(t)\rangle = e^{\frac{i}{\hbar}Ht}|\Psi(0)\rangle$$

---

<sup>26</sup>it would be more correct to speak about the total energy of the system “photon+Earth”

<sup>27</sup>see subsection 6.4.3

$$= \sum_k e^{\frac{i}{\hbar} E_k t} C_k |\phi_k\rangle$$

In the presence of gravity the Hamiltonian (12.39) should be used<sup>28</sup>

$$\begin{aligned} |\Psi'(t)\rangle &= e^{\frac{i}{\hbar} H' t} |\Psi'(0)\rangle \\ &= \sum_k e^{\frac{i}{\hbar} E'_k t} C_k |\phi_k\rangle \\ &= \sum_k e^{\frac{i}{\hbar} E_k [1 - GM/(c^2 R)] t} C_k |\phi_k\rangle \\ &= |\Psi([1 - GM/(c^2 R)]t)\rangle \end{aligned}$$

Clearly this means that all physical processes slow down by the universal factor  $1 - GM/(c^2 R)$  in the gravitational field.<sup>29</sup>

Our above discussions of the gravitational red shift and time dilation relied on the form (12.38) of the gravitational Hamiltonian. This is the form implied by the principle of composition invariance, which we used in subsection 12.2.2 to predict the presence of 3-body gravitational potentials. Thus, the red shift and time dilation provide an indirect evidence for such potentials.

### 12.2.4 The principle of equivalence

The free fall universality was the major step toward geometrical model of gravity in Einstein's *general theory of relativity*. Einstein recognized certain similarity between a stationary observer on the Earth surface and a uniformly accelerated observer in free space. For both these observers free-falling bodies appear moving with a constant acceleration. The magnitude of the acceleration does not depend on the masses and compositions of the bodies. This observation led Einstein to the formulation of his *principle of equivalence* between gravity and accelerated frames. In special relativity observations in different inertial reference frames are connected by universal

---

<sup>28</sup>Here we assume that the initial state  $|\Psi'(0)\rangle$  in the gravitational field has the same expansion coefficients  $C_k$  over the energy eigenstates as the initial state  $|\Psi(0)\rangle$  without gravity.

<sup>29</sup> This result should not be interpreted as change of the "time flow", whatever that means.

Lorentz rules. These rules were beautifully formalized in the Minkowski's hypothesis of the 4-dimensional space-time manifold. The major mathematical idea of general relativity was to further generalize these rules to include also non-inertial reference frames. In this generalization the space-time manifold acquired a curvature, which was coupled dynamically to the mass and energy distributions. Thus gravity was described in a geometrical language as a local perturbation of metric properties of the 4-dimensional space-time continuum.

As we discussed in subsection 10.3.4, the special-relativistic unification of space and time in one 4-dimensional continuum is an approximation. Such an unification ignores the dynamical properties of boosts, which are characteristic for all interacting systems. Therefore, the general-relativistic picture of the warped 4-dimensional space-time manifold cannot be a rigorous description of gravity. It is also important that Einstein's geometric approach to gravity seems to be incompatible with quantum mechanics, and there is no visible progress in multiple attempts to reconcile general relativity with quantum mechanics.

In our approach discussed in this section, the gravitational interaction between massive bodies is described by the same Hamiltonian formalism as electromagnetic forces between charges. The reason of gravitational attraction is the presence of inter-particle potentials in the Hamiltonian, rather than "space-time curvature". Gravitational potentials depend on particle masses, velocities, and their relative separations. In this picture, the free fall universality and the composition invariance of gravity appears as a consequence of certain many-body couplings between different forms of energy. This approach is fully consistent with the laws of quantum mechanics.

### 12.3 Gravitational dynamics of spinning bodies

In this section we will ignore the weak 3-body, 4-body, etc. interaction potentials discussed in section 12.2 and stick to 2-body forces only. As we established in section 12.1, the Hamiltonian (12.1) provides a good description of the gravitational potential between two point masses. However, to obtain interaction between two massive macroscopic bodies, we need to take a sum of potentials in (12.1) over all pairs of particles belonging to different

bodies. For some terms in (12.1) this sum is evaluated rather easily. For example, it is well known<sup>30</sup> that the total Newtonian gravitational potential between two spherical macroscopic massive bodies is the same as if the masses  $M_i$  were concentrated in centers of the two spheres:  $V_{Newton} = -GM_1M_2/r$ . However the full interaction of two macroscopic bodies with masses  $M_1, M_2$  and spins  $\mathbf{S}_1, \mathbf{S}_2$ <sup>31</sup> *cannot* be obtained from the Hamiltonian (12.1) by simple replacements  $m_i \rightarrow M_i$  and  $\mathbf{s}_i \rightarrow \mathbf{S}_i$ . In subsections 12.3.1 and 12.3.2 we will derive additional interaction potentials that are related to the spinning motion of the bodies around their axes. In subsection 12.3.3 we will see how these results are relevant to gravitational dynamics of spinning bodies, in particular to the de Sitter and Lense-Thirring spin precession effects.

### 12.3.1 Point mass and spinning massive body

Let us consider a point mass  $m_1$  interacting with a massive body 2 spinning around its axis. This body can be regarded as consisting of particles which move in circles around the body's axis. The  $\mathbf{p}_2$ -dependent potentials (the 7th, 8th, and 9th terms in (12.3)) are responsible for interaction that depends on the speed of rotation of the body 2. To calculate this interaction we divide the body 2 into rotating rings and consider just one such ring with radius  $a$  and linear rotation speed  $u$  (see fig. 12.2). Then, calculations are similar to those performed in subsection 11.1.6 for a current loop and a moving charge.

We assume that the spinning ring is stationary in the origin. Then the potential energy of interaction between the mass 1 and the ring element  $dl$  is given by formula

$$V_{dl-m1} \approx \frac{G\rho_2 dl}{2c^2} \left( -\frac{3Gm_1 v_2^2}{r} + \frac{7(\mathbf{p}_1 \cdot \mathbf{v}_2)}{r} + \frac{(\mathbf{p}_1 \cdot \mathbf{r})(\mathbf{v}_2 \cdot \mathbf{r})}{r^3} \right)$$

where  $\rho_2$  is the linear density (mass per unit length) of the ring. In the coordinate system shown in fig. 12.2 the line element in the ring is  $dl = ad\theta$ , where  $\theta$  is the polar angle measured with respect to the axis  $Ox$

$$\mathbf{r} = (r_x - a \cos \theta, r_y - a \sin \theta, r_z) \quad (12.42)$$

$$\mathbf{v}_2 = (-u \sin \theta, u \cos \theta, 0) \quad (12.43)$$

---

<sup>30</sup>see also eq. (12.28)

<sup>31</sup>We use capital letters to denote the observables of mass and spin  $M_i, \mathbf{S}_i$  in order to stress that they refer to macroscopic bodies composed of many elementary particles.

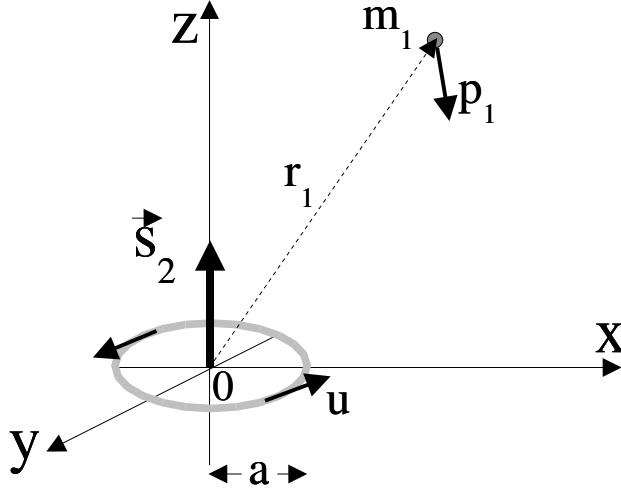


Figure 12.2: Interaction between spinning massive ring and point mass 1.

and we can use approximations (11.28) - (11.29). Then the full interaction between the mass 1 and the spinning ring is obtained by integrating  $V_{dl-m1}$  on  $\theta$  from 0 to  $2\pi$

$$\begin{aligned}
 V_{ring-m1} &\approx \frac{Ga\rho_2}{2c^2} \int_0^{2\pi} d\theta \left[ -\frac{3m_1 u^2}{r_1} \right. \\
 &+ 7(-up_{1x} \sin \theta + up_{1y} \cos \theta) \left( \frac{1}{r_1} + \frac{a(r_{1x} \cos \theta + r_{1y} \sin \theta)}{r_1^3} \right) \\
 &+ (-ur_{1x} \sin \theta + ur_{1y} \cos \theta) ((\mathbf{p}_1 \cdot \mathbf{r}_1) - p_{1x}a \cos \theta - p_{1y}a \sin \theta) \times \\
 &\quad \left. \left( \frac{1}{r_1^3} + \frac{3a(r_{1x} \cos \theta + r_{1y} \sin \theta)}{r_1^5} \right) \right] \\
 &\approx -\frac{6\pi Ga\rho_2 m_1 u^2}{2c^2 r_1} + \frac{8\pi Ga^2 u \rho_2 [\mathbf{r}_1 \times \mathbf{p}_1]_z}{2c^2 r_1^3} \\
 &= -\frac{3Gm_1 m_2 u^2}{2c^2 r_1} + \frac{2G[\mathbf{r}_1 \times \mathbf{p}_1]_z s_{2z}}{c^2 r_1^3} \tag{12.44}
 \end{aligned}$$

where we denoted  $m_2 = 2\pi a\rho_2$  the total mass of the ring and  $s_2 = 2\pi a^2 \rho_2 u$  is the ring's spin, whose direction is orthogonal to the plane of the ring. The

first term in (12.44) does not depend on the spin  $\mathbf{s}_2$ , so it does not contribute to the spin's precession, and can be omitted in our analysis. The second term should be summed over all rings that constitute the spinning body 2. Then the total spin of the body  $\mathbf{S}_2$  is the sum of contributions  $\mathbf{s}_2$  from all rings, and the spin-orbit interaction potential for arbitrary orientations of vectors  $\mathbf{S}_2$ ,  $\mathbf{p}_1$ , and  $\mathbf{r}$  is

$$V_{S2-m1} \approx \frac{2G[\mathbf{S}_2 \times \mathbf{r}] \cdot \mathbf{p}_1}{c^2 r^3} \quad (12.45)$$

The spin-orbit potential between spinning massive body 1 and point mass  $m_2$  can be obtained from (12.45) by changing indices  $1 \leftrightarrow 2$

$$V_{S1-m2} \approx -\frac{2G[\mathbf{S}_1 \times \mathbf{r}] \cdot \mathbf{p}_2}{c^2 r^3} \quad (12.46)$$

### 12.3.2 Two spinning massive bodies

Let us now find the spin-spin interaction between two spinning bodies. Just as in the preceding subsection, it is convenient to divide the bodies into spinning rings. Let us place a stationary<sup>32</sup> ring 2 (of radius  $a$ , which is assumed to be much smaller than the distance between the two rings) in the origin and another small ring 1 at an arbitrary point  $\mathbf{r}_1 = (r_{1x}, r_{1y}, r_{1z})$  as shown in fig. 12.3. The total potential between the entire ring 1 and moving mass within the line element  $dl$  of the ring 2 is the sum of eq. (12.46) and the corresponding spin-orbit term from (12.1)<sup>33</sup>

$$V_{dl-ring1} = -\frac{4G\rho_2 dl [\mathbf{r} \times \mathbf{v}_2] \cdot \mathbf{s}_1}{c^2 r^3}$$

The full potential between two spinning rings is obtained by integrating this expression along the length of the ring 2. In the coordinate system shown in fig. 12.3 we can use (11.29), (12.42) - (12.43) and obtain

---

<sup>32</sup>The interaction we are interested in does not depend on the relative movement of the rings.

<sup>33</sup>This doubling of the “mass - spinning body” interaction as compared to the “mass - spinning particle” interaction is understandable, because each particle (even if the particle is spinless) inside the spinning massive body participates in two rotational motions. One is the orbital motion around the rotation axis. Another is the spinning motion around particle's own axis. Both rotations have the same period.

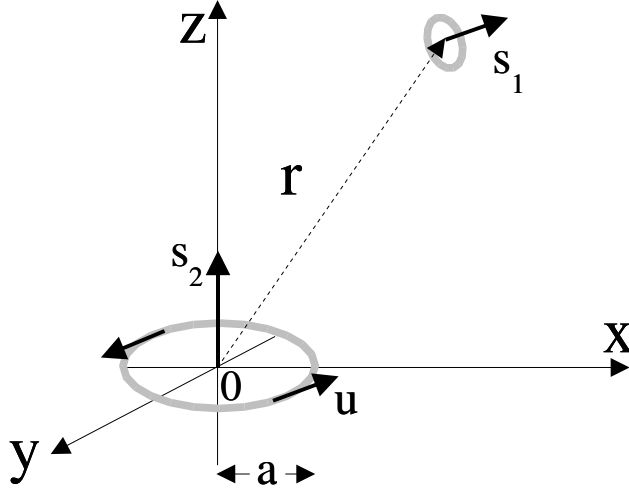


Figure 12.3: Two spinning rings.

$$[\mathbf{r} \times \mathbf{v}_2] = (-r_z u \cos \theta, -r_z u \sin \theta, (r_x - a \cos \theta)u \cos \theta + (r_y - a \sin \theta)u \sin \theta)$$

$$\begin{aligned}
& V_{ring1-ring2} \\
&= \frac{-4Ga\rho_2}{c^2} \int_0^{2\pi} d\theta \frac{([\mathbf{r} \times \mathbf{v}_2] \cdot \mathbf{s}_1)}{r^3} \\
&\approx -\frac{4Ga\rho_2 u}{c^2} \int_0^{2\pi} d\theta \left( \frac{1}{r^3} + \frac{3a(r_x \cos \theta + r_y \sin \theta)}{r^5} \right) \times \\
&\quad \left( -s_{1x}r_z \cos \theta - s_{1y}r_z \sin \theta + s_{1z}r_x \cos \theta - s_{1z}a \cos^2 \theta + s_{1z}r_y \sin \theta - s_{1z}a \sin^2 \theta \right) \\
&= \frac{8G\pi a^2 \rho_2 s_{1z} u}{c^2 r^3} \\
&- \frac{12Ga^2 \rho_2 u}{c^2 r^5} \int_0^{2\pi} d\theta \left( s_{1z}r_x^2 \cos^2 \theta + s_{1z}r_y^2 \sin^2 \theta - s_{1x}r_x r_z \cos^2 \theta - s_{1y}r_y r_z \sin^2 \theta \right)
\end{aligned}$$



$$\begin{aligned}
&= \frac{8G\pi a^2 \rho_2 s_{1z} u}{c^2 r^3} - \frac{12G\pi a^2 \rho_2 s_{1z} u r^2}{c^2 r^5} + \frac{12G\pi a^2 \rho_2 u (\mathbf{s}_1 \cdot \mathbf{r}) r_z}{c^2 r^5} \\
&= -\frac{2G(\mathbf{s}_1 \cdot \mathbf{s}_2)}{c^2 r^3} + \frac{6G(\mathbf{s}_1 \cdot \mathbf{r})(\mathbf{s}_2 \cdot \mathbf{r})}{c^2 r^5}
\end{aligned} \tag{12.47}$$

where  $\mathbf{s}_2 = (0, 0, 2\pi a^2 u \rho_2)$  is the spin of the ring 2.

For a massive spinning body its total spin  $\mathbf{S}$  is obtained by summing spins  $\mathbf{s}$  of all constituting rings. Then, the spin-spin interaction of two such bodies<sup>34</sup> is obtained simply by replacing  $\mathbf{s}_i \rightarrow \mathbf{S}_i$  in (12.47)

$$V_{spin-spin} = -\frac{2(\mathbf{S}_1 \cdot \mathbf{S}_2)}{c^2 r^3} + \frac{6(\mathbf{S}_1 \cdot \mathbf{r})(\mathbf{S}_2 \cdot \mathbf{r})}{c^2 r^5} \tag{12.48}$$

### 12.3.3 Spin precession in gravitational field

Let us now consider the effect of spin on the gravitational dynamics of bodies. As we discussed earlier, the full gravitational interaction of two massive bodies with spin can be obtained by using total observables  $M_i$  and  $\mathbf{S}_i$  in (12.1) and adding contributions (12.45), (12.46), and (12.47). The spin-dependent part of the total interaction energy can be divided into spin-orbit and spin-spin contributions<sup>35</sup>

$$\begin{aligned}
H_{spin-orb} &= \frac{3GM_2[\mathbf{r} \times \mathbf{p}_1] \cdot \mathbf{S}_1}{2M_1 c^2 r^3} - \frac{3GM_1[\mathbf{r} \times \mathbf{p}_2] \cdot \mathbf{S}_2}{2M_2 c^2 r^3} - \frac{4G[\mathbf{r} \times \mathbf{p}_2] \cdot \mathbf{S}_1}{c^2 r^3} \\
&+ \frac{4G[\mathbf{r} \times \mathbf{p}_1] \cdot \mathbf{S}_2}{c^2 r^3} \\
H_{spin-spin} &= -\frac{G(\mathbf{S}_1 \cdot \mathbf{S}_2)}{c^2 r^3} + \frac{3G(\mathbf{S}_1 \cdot \mathbf{r})(\mathbf{S}_2 \cdot \mathbf{r})}{c^2 r^5}
\end{aligned} \tag{12.49}$$

The presence of these terms in the Hamiltonian has two major consequences. First, orbits of interacting massive bodies should depend on their spinning

---

<sup>34</sup>this interaction is in addition to two last terms in (12.1)

<sup>35</sup>It is interesting to note that the sign of the spin-spin interaction of macroscopic bodies  $H_{spin-spin}$  is opposite to the sign of spin-spin interaction of elementary particles (two last terms in (12.3)). In principle, this difference can be verified by comparing precession of spinning particles (electrons, neutrons, etc) and macroscopic bodies moving in gravitational fields. However, such a comparison is presently impossible. A small effect of gravity on the precession of multiparticle bodies can be confidently measured [284]. However, the gravitational precession of elementary particles is dwarfed completely by the effect of ever present magnetic fields.

motion [285]. We will not consider this small effect in our book. Second, the spin of bodies moving in a gravitational field must depend on time. This time dependence takes the form of *spin precession*, which is the main subject of this subsection.

Suppose that we want to find the time evolution of spin of the light body 1 moving in the gravitational field of the heavy body 2 ( $M_2 \gg M_1$ ).<sup>36</sup> The 2nd and 4th terms on the right hand side of (12.49) are not relevant for this purpose. The 3rd term can be ignored in comparison with the much larger 1st term. Then the relevant spin-dependent interaction can be simplified

$$H_{spin} \approx \frac{3GM_2[\mathbf{r} \times \mathbf{p}_1] \cdot \mathbf{S}_1}{2M_1c^2r^3} - \frac{G(\mathbf{S}_1 \cdot \mathbf{S}_2)}{c^2r^3} + \frac{3G(\mathbf{S}_1 \cdot \mathbf{r})(\mathbf{S}_2 \cdot \mathbf{r})}{c^2r^5}$$

The equation of motion for  $\mathbf{S}_1$  can be found from the Poisson bracket<sup>37</sup>

$$\begin{aligned} \frac{d\mathbf{S}_1}{dt} &= [\mathbf{S}_1, H_{spin}]_P \\ &= \frac{3GM_2[\mathbf{J} \times \mathbf{S}_1]}{2M_1c^2r^3} - \frac{G[\mathbf{S}_2 \times \mathbf{S}_1]}{c^2r^3} + \frac{3G[\mathbf{r} \times \mathbf{S}_1](\mathbf{S}_2 \cdot \mathbf{r})}{c^2r^5} \\ &= [\vec{\Omega} \times \mathbf{S}_1] \end{aligned}$$

This equation describes precession of the spin  $\mathbf{S}_1$  about the vector [286, 264]

$$\vec{\Omega} \equiv \vec{\Omega}_{dS} + \vec{\Omega}_{LT}$$

where the spin-orbit part

$$\vec{\Omega}_{dS} = \frac{3GM_2\mathbf{J}}{2M_1c^2r^3}$$

is responsible for the so-called *de Sitter* or *geodetic* precession, and the spin-spin part

---

<sup>36</sup>We will assume that the trajectory  $\mathbf{r}_1(t), \mathbf{p}_1(t)$  has been found already by solving spin-independent equations of motion, e.g., as in subsection 12.1.3.

<sup>37</sup>Here we denoted  $\mathbf{J} = [\mathbf{r} \times \mathbf{p}_1]$  the orbital angular momentum and used the Poisson bracket (10.10). It follows from this formula that  $[\mathbf{S}, (\mathbf{a} \cdot \mathbf{S})]_P = [\mathbf{a} \times \mathbf{S}]$  for any vector  $\mathbf{a}$  that has zero Poisson bracket with  $\mathbf{S}$ .

$$\vec{\Omega}_{LT} = -\frac{G\mathbf{S}_2}{c^2 r^3} + \frac{3G\mathbf{r}(\mathbf{S}_2 \cdot \mathbf{r})}{c^2 r^5}$$

determines the *Lense-Thirring effect*, which is called sometimes the *frame dragging* effect. This agrees with predictions from general relativity and with available experimental data [284].



# Chapter 13

## PARTICLE DECAYS

*Many things are incomprehensible to us not because our comprehension is weak, but because those things are not within the frames of our comprehension.*

Kozma Prutkov

The formulation of quantum theory in the Fock space with unspecified number of particles gives us an opportunity to describe not just inter-particle interactions, but also the processes of creation and absorption of particles. The simplest example of such processes is the decay of an unstable particle considered in this chapter.

Unstable particles are interesting objects for study for several reasons. First, an unstable particle is a rare example of a quantum interacting system whose time evolution can be observed relatively easily. Moreover, the internal structure of an unstable particle is described by just one parameter - the non-decay probability  $\omega$ . A rigorous description of the decay is possible in a small Hilbert space that contains only states of the particle and its decay products, so the solution can be obtained in a closed form.

In section 13.1 we will discuss the decay law of an unstable particle, which is at rest with respect to the observer. In section 13.2 we will be interested in the decay law observed from different moving reference frames. It will be shown in section 13.3 that famous Einstein's time dilation formula is not exactly applicable to such decays. Interaction-dependent corrections to this formula are calculated there.

## 13.1 Unstable particle at rest

Here we will pursue two goals. The first goal is to present a preliminary material for our discussion of decays of moving particles in sections 13.2 and 13.3. The second goal is to derive a beautiful result, due to Breit and Wigner, which explains why the time dependence of particle decays is (almost) always exponential.

### 13.1.1 Quantum mechanics of particle decays

The decay of unstable particles is described mathematically by the *non-decay probability* which has the following definition. Suppose that we have a piece of radioactive material with  $N$  unstable nuclei prepared simultaneously at time  $t = 0$  and denote  $N_u(t)$  the number of nuclei that remain undecayed at time  $t > 0$ . So, at each time point the piece of radioactive material can be characterized by the ratio  $N_u(t)/N$ .

In this paper, in the spirit of quantum mechanics, we will treat  $N$  unstable particles as an ensemble of identically prepared systems and consider the ratio  $N_u(t)/N$  as a property of a single particle (nucleus) – the probability of finding this particle in the undecayed state. Then the non-decay probability  $\omega(t)$  (also called the *decay law*<sup>1</sup> in this book) is defined as a large  $N$  limit

$$\omega(t) = \lim_{N \rightarrow \infty} N_u(t)/N \quad (13.1)$$

Let us now turn to the description of an isolated unstable system from the point of view of quantum theory. We will consider a model theory with particles  $a$ ,  $b$ , and  $c$ , so that particle  $a$  is massive and unstable, while its *decay products*  $b$  and  $c$  are stable and their masses satisfy the inequality

$$m_a > m_b + m_c \quad (13.2)$$

which makes the decay  $a \rightarrow b + c$  energetically possible. In order to simplify calculations and avoid being distracted by issues that are not relevant to the problem at hand we assume that particle  $a$  is spinless and has only one decay

---

<sup>1</sup>Perhaps, it would be more consistent to call this quantity the *non-decay law* or *survival probability*.

channel. For our discussion, the nature of this particle is not important. For example, this could be a muon or a radioactive nucleus or an atom in an excited state.

Observations performed on the unstable system may result in only two outcomes. One can find either a non-decayed particle  $a$  or its decay products  $b + c$ . Thus it is appropriate to describe the states of the system in just two sectors of the Fock space<sup>2</sup>

$$\mathcal{H} = \mathcal{H}_a \oplus \mathcal{H}_{bc} \quad (13.3)$$

where  $\mathcal{H}_a$  is the subspace of states of the unstable particle  $a$ , and  $\mathcal{H}_{bc} \equiv \mathcal{H}_b \otimes \mathcal{H}_c$  is the orthogonal subspace of the decay products.

The simplest interaction responsible for the decay can be written as<sup>3</sup>

$$V = \int d\mathbf{p} d\mathbf{r} (g(\mathbf{p}, \mathbf{r}) a_{\mathbf{p}+\mathbf{r}}^\dagger b_{\mathbf{p}} c_{\mathbf{r}} + g^*(\mathbf{p}, \mathbf{r}) b_{\mathbf{p}}^\dagger c_{\mathbf{r}}^\dagger a_{\mathbf{p}+\mathbf{r}}) \quad (13.4)$$

As expected, the interaction operator (13.4) leaves invariant the sector  $\mathcal{H} = \mathcal{H}_a \oplus \mathcal{H}_{bc}$  of the total Fock space.

We can now introduce a Hermitian operator  $T$  that corresponds to the observable “particle  $a$  exists”. The operator  $T$  can be fully defined by its eigensubspaces and eigenvalues. When a measurement performed on the unstable system finds it in a state corresponding to the particle  $a$ , then the value of  $T$  is 1. When the decay products  $b + c$  are observed, the value of  $T$  is 0. Apparently,  $T$  is the projection operator on the subspace  $\mathcal{H}_a$ . For each normalized state vector  $|\Psi\rangle \in \mathcal{H}$ , the probability of finding the unstable particle  $a$  is given by the expectation value of this projection

---

<sup>2</sup>In principle, a full description of systems involving these three types of particles must be formulated in the *Fock space* where particle numbers  $N_a, N_b$ , and  $N_c$  are allowed to take any values from zero to infinity. However, for most unstable particles the interaction between the decay products  $b$  and  $c$  in the final state can be ignored. Creation of additional particles due to this interaction can be ignored too. So, considering only the subspace (13.3) of the full Fock space is a reasonable approximation.

<sup>3</sup>Note that in order to have a Hermitian Hamiltonian we need to include in the interaction both the term  $b^\dagger c^\dagger a$  responsible for the decay and the term  $a^\dagger bc$  responsible for the inverse process  $b + c \rightarrow a$ . Due to the relation (13.2), these two terms have non-empty energy shells, so, according to our classification in subsection 7.2.4, they belong to the “decay” type.

$$\omega = \langle \Psi | T | \Psi \rangle \quad (13.5)$$

Alternatively, one can say that  $\omega$  is a square of the norm of the projection  $T|\Psi\rangle$

$$\begin{aligned} \omega &= \langle \Psi | T T | \Psi \rangle \\ &= \|T|\Psi\rangle\|^2 \end{aligned} \quad (13.6)$$

where we used property  $T^2 = T$  from Theorem G.1. Any vector

$$|\Psi\rangle \in \mathcal{H}_a$$

describes a state in which the unstable particle  $a$  is found with 100% certainty.

$$\begin{aligned} \omega(0) &= \langle \Psi | T | \Psi \rangle \\ &= 1 \end{aligned} \quad (13.7)$$

We will assume that the unstable system was prepared in the state  $|\Psi\rangle$  at time  $t = 0$ . Then the time evolution of this state is given by (5.38)

$$|\Psi(t)\rangle = e^{-\frac{i}{\hbar} H t} |\Psi\rangle \quad (13.8)$$

and the decay law is

$$\omega(t) = \langle \Psi | e^{\frac{i}{\hbar} H t} T e^{-\frac{i}{\hbar} H t} | \Psi \rangle \quad (13.9)$$

From this equation it is clear that the Hamiltonian  $H$  describing the unstable system should not commute with the projection operator  $T$ <sup>4</sup>

$$[H, T] \neq 0 \quad (13.10)$$

---

<sup>4</sup>Otherwise, the subspace  $\mathcal{H}_a$  of states of the particle  $a$  would be invariant with respect to time translations and the particle  $a$  would be stable.



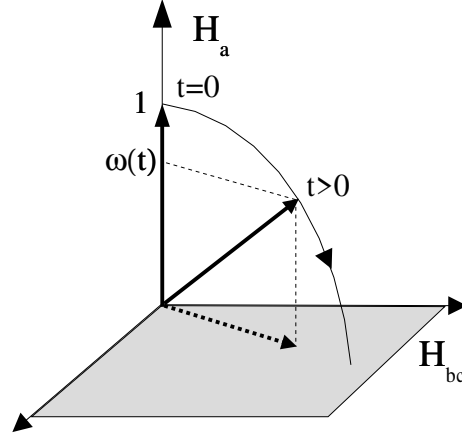


Figure 13.1: Time evolution of the state vector of an unstable system.

Now we can construct a schematic visual representation of the decay process in the Hilbert space. In fig. 13.1 we showed the full Hilbert space  $\mathcal{H}_a \oplus \mathcal{H}_{bc}$  as a sum of two orthogonal subspaces  $\mathcal{H}_a$  and  $\mathcal{H}_{bc}$ . We assumed that the initial normalized state vector  $|\Psi\rangle$  at time  $t = 0$  lied entirely in the subspace  $\mathcal{H}_a$ . So that the non-decay probability  $\omega(0)$  is equal to one as in eq. (13.7). From eq. (13.10) we know that the subspace  $\mathcal{H}_a$  is not invariant with respect to time translations. Therefore, at time  $t > 0$  the vector  $|\Psi(t)\rangle \equiv e^{\frac{i}{\hbar}Ht}|\Psi\rangle$  develops a component lying in the subspace of decay products  $\mathcal{H}_{bc}$ . The decay is described as a gradual time evolution of the state vector from the subspace of unstable particle  $\mathcal{H}_a$  to the subspace of decay products  $\mathcal{H}_{bc}$ . Then the non-decay probability  $\omega(t)$  decreases with time.

Before calculating the decay law (13.9) we will need to do some preparatory work first. In subsections 13.1.2 and 13.1.4 we are going to construct two useful bases. One is the basis  $|\mathbf{p}\rangle$  of eigenvectors of the momentum operator  $\mathbf{P}_0$  in  $\mathcal{H}_a$ . Another is the basis  $|\mathbf{p}, m\rangle$  of common eigenvectors of  $\mathbf{P}_0$  and the interacting mass  $M$  in  $\mathcal{H}$ .

### 13.1.2 Non-interacting representation of the Poincaré group

Let us first consider a simple case when the interaction responsible for the decay is “turned off”. This means that dynamics of the system is determined by the *non-interacting* representation of the Poincaré group  $U_g^0$  in  $\mathcal{H}$ . This representation is constructed in accordance with the structure of the Hilbert space (13.3) as<sup>5</sup>

$$U_g^0 \equiv U_g^a \oplus U_g^b \otimes U_g^c \quad (13.11)$$

where  $U_g^a$ ,  $U_g^b$ , and  $U_g^c$  are unitary irreducible representations of the Poincaré group corresponding to particles  $a$ ,  $b$ , and  $c$ , respectively. The generators of the representation (13.11) are denoted by  $\mathbf{P}_0$ ,  $\mathbf{J}_0$ ,  $H_0$ , and  $\mathbf{K}_0$ . According to (13.2), the operator of non-interacting *mass*

$$M_0 = +\frac{1}{c^2} \sqrt{H_0^2 - P_0^2 c^2}$$

has a continuous spectrum in the interval  $[m_b + m_c, \infty)$  and a discrete point  $m_a$  embedded in this interval.

From definition (13.11) it is clear that the subspaces  $\mathcal{H}_a$  and  $\mathcal{H}_{bc}$  are invariant with respect to  $U_g^0$ . Moreover, the projection operator  $T$  commutes with non-interacting generators

$$[T, \mathbf{P}_0] = [T, \mathbf{J}_0] = [T, \mathbf{K}_0] = [T, H_0] = 0 \quad (13.12)$$

Exactly as we did in subsection 5.1.2, we can use the non-interacting representation  $U_g^0$  to build a basis  $|\mathbf{p}\rangle$  of eigenvectors of the momentum operator  $\mathbf{P}_0$  in the subspace  $\mathcal{H}_a$ . Then any state  $|\Psi\rangle \in \mathcal{H}_a$  can be represented by a linear combination of these basis vectors

$$|\Psi\rangle = \int d\mathbf{p} \psi(\mathbf{p}) |\mathbf{p}\rangle \quad (13.13)$$

and the projection operator  $T$  can be written as

---

<sup>5</sup>compare with eq. (7.11)

$$T = \int d\mathbf{p} |\mathbf{p}\rangle \langle \mathbf{p}| \quad (13.14)$$

### 13.1.3 Normalized eigenvectors of momentum

Basis vectors  $|\mathbf{p}\rangle$  are convenient for writing arbitrary states  $|\Psi\rangle \in \mathcal{H}_a$  as linear combinations (13.13). However vectors  $|\mathbf{p}\rangle$  themselves are not good representatives of quantum states, because they are not normalized. For example, the momentum space “wave function” of the basis vector  $|\mathbf{q}\rangle$  is a delta function

$$\begin{aligned} \psi(\mathbf{p}) &= \langle \mathbf{p} | \mathbf{q} \rangle \\ &= \delta(\mathbf{p} - \mathbf{q}) \end{aligned} \quad (13.15)$$

and the corresponding “probability” of finding the particle is infinite

$$\begin{aligned} \int d\mathbf{p} |\psi(\mathbf{p})|^2 &= \int d\mathbf{p} |\delta(\mathbf{p} - \mathbf{q})|^2 \\ &= \infty \end{aligned}$$

Therefore, states  $|\mathbf{q}\rangle$  cannot be used in formula (13.5) to calculate the non-decay probability. However, we would like to have a method to calculate the decay law for states with definite (or almost definite) momentum  $\mathbf{p}_0$ . In order to do that we should use state vectors<sup>6</sup> that have normalized momentum-space wave functions sharply localized near  $\mathbf{p}_0$ . In order to satisfy the normalization condition

$$\int d\mathbf{p} |\psi(\mathbf{p})|^2 = 1$$

wave functions of  $|\mathbf{p}_0\rangle$  may be formally represented as a square root of the Dirac’s delta function<sup>7</sup>

---

<sup>6</sup>which we denote by  $|\mathbf{p}_0\rangle$  to distinguish them from  $|\mathbf{p}_0\rangle$

<sup>7</sup>Another way to achieve the same goal would be to keep the delta-function representation (13.15) of definite-momentum states, but use (formally vanishing) normalization factors, like  $N = (\int d\mathbf{p} |\psi(\mathbf{p})|^2)^{-1/2}$ . Perhaps such manipulations with infinitely large and infinitely small numbers can be justified within non-standard analysis [287].

$$\psi(\mathbf{p}) = \sqrt{\delta(\mathbf{p} - \mathbf{p}_0)} \quad (13.16)$$

According to eq. (5.26), the exponent of the Newton-Wigner position operator  $e^{\frac{i}{\hbar}(R_0)_z b}$  acts as a translation operator in the momentum space. In particular, we can apply this operator to the wave function with zero momentum  $\sqrt{\delta(\mathbf{p})}$  and obtain

$$e^{\frac{i}{\hbar}(R_0)_z m_a c \sinh \theta} \sqrt{\delta(\mathbf{p})} = \sqrt{\delta(\mathbf{p} - \mathbf{p}_0)}$$

where  $\mathbf{p}_0 = (0, 0, m_a c \sinh \theta)$ . On the other hand, applying the boost transformation (5.22) to  $\sqrt{\delta(\mathbf{p})}$  we obtain

$$\begin{aligned} e^{-\frac{ic}{\hbar}(K_0)_z \theta} \sqrt{\delta(\mathbf{p})} &= \sqrt{\frac{\Omega_{L^{-1}\mathbf{p}}}{\Omega_{\mathbf{p}}}} \sqrt{\delta(L^{-1}\mathbf{p})} \\ &= \sqrt{\frac{\Omega_{L^{-1}\mathbf{p}}}{\Omega_{\mathbf{p}}}} \sqrt{\frac{1}{|J|} \delta(\mathbf{p} - \mathbf{p}_0)} \\ &= \sqrt{\delta(\mathbf{p} - \mathbf{p}_0)} \end{aligned}$$

where

$$\Omega_{\mathbf{p}} = \sqrt{m_a^2 c^4 + p^2 c^2} \quad (13.17)$$

and  $|J| = \frac{\Omega_{L^{-1}\mathbf{p}}}{\Omega_{\mathbf{p}}}$  is the Jacobian of transformation  $\mathbf{p} \rightarrow L^{-1}\mathbf{p}$ . This suggests that momentum eigenvectors have a useful representation

$$|\mathbf{p}\rangle = e^{\frac{i}{\hbar}\mathbf{R}_0 \cdot \mathbf{p}} |\mathbf{0}\rangle \quad (13.18)$$

$$|\mathbf{p}\rangle = e^{\frac{i}{\hbar}\mathbf{R}_0 \cdot \mathbf{p}} |\mathbf{0}\rangle \quad (13.19)$$

#### 13.1.4 Interacting representation of the Poincaré group

In order to study dynamics of the unstable system we need to define an interacting unitary representation of the Poincaré group in the Hilbert space

$\mathcal{H}$ . This representation will allow us to relate results of measurements in different reference frames. In this section we will take the point of view of the observer at rest. We will discuss particle decay from the point of view of a moving observer in sections 13.2 and 13.3.

Let us now “turn on” the interaction responsible for the decay and discuss the interacting representation  $U_g$  of the Poincaré group in  $\mathcal{H}$  with generators  $\mathbf{P}$ ,  $\mathbf{J}$ ,  $\mathbf{K}$ , and  $H$ . As usual, we prefer to work in the Dirac’s instant form of dynamics. Then the generators of space translations and rotations are interaction-free,

$$\begin{aligned}\mathbf{P} &= \mathbf{P}_0 \\ \mathbf{J} &= \mathbf{J}_0\end{aligned}$$

while generators of time translations (the Hamiltonian  $H$ ) and boosts contain interaction-dependent terms<sup>8</sup>

$$\begin{aligned}H &= H_0 + V \\ \mathbf{K} &= \mathbf{K}_0 + \mathbf{Z}\end{aligned}$$

We will further assume that the interacting representation  $U_g$  belongs to the Bakamjian-Thomas form of dynamics in which the interacting operator of mass  $M$  commutes with the Newton-Wigner position operator (6.58)<sup>9</sup>

$$M \equiv c^{-2} \sqrt{H^2 - \mathbf{P}_0^2 c^2} \quad (13.20)$$

$$[\mathbf{R}_0, M] = 0 \quad (13.21)$$

Our next goal is to define the basis of common eigenvectors of commuting operators  $\mathbf{P}_0$  and  $M$  in  $\mathcal{H}$ .<sup>10</sup> These eigenvectors must satisfy conditions

---

<sup>8</sup>Operator  $V$  has been defined in eq. (13.4).

<sup>9</sup>The possibilities for the interaction to be not in the Bakamjian-Thomas instant form are discussed in subsection 13.3.3.

<sup>10</sup>In addition to these two operators, whose eigenvalues are used for labeling eigenvectors  $|\mathbf{p}, m\rangle$ , there are other independent operators in the mutually commuting set containing  $\mathbf{P}_0$  and  $M$ . These are, for example, the operators of the square of the total angular momentum  $\mathbf{J}_0^2$  and the projection of the total angular momentum on the  $z$ -axis  $(J_0)_z$ . Therefore a unique characterization of any basis vector requires specification of all corresponding quantum numbers as  $|\mathbf{p}, m, j^2, j_z, \dots\rangle$ . However these quantum numbers are not relevant for our discussion and we omit them.

$$\mathbf{P}_0|\mathbf{p}, m\rangle = \mathbf{p}|\mathbf{p}, m\rangle \quad (13.22)$$

$$M|\mathbf{p}, m\rangle = m|\mathbf{p}, m\rangle \quad (13.23)$$

They are also eigenvectors of the interacting Hamiltonian  $H = \sqrt{M^2c^4 + \mathbf{P}_0^2c^2}$

$$H|\mathbf{p}, m\rangle = \omega_{\mathbf{p}}|\mathbf{p}, m\rangle$$

where  $\omega_{\mathbf{p}} \equiv \sqrt{m^2c^4 + c^2p^2}$ .<sup>11</sup> In the zero-momentum eigensubspace of the momentum operator  $\mathbf{P}_0$  we can introduce a basis  $|\mathbf{0}, m\rangle$  of eigenvectors of the interacting mass  $M$

$$\mathbf{P}_0|\mathbf{0}, m\rangle = \mathbf{0}$$

$$M|\mathbf{0}, m\rangle = m|\mathbf{0}, m\rangle$$

Then the basis  $|\mathbf{p}, m\rangle$  in the entire Hilbert space  $\mathcal{H}$  can be built by formula<sup>12</sup>

$$|\mathbf{p}, m\rangle = \frac{1}{\sqrt{\omega_{\mathbf{p}}}} e^{-\frac{ic}{\hbar}\mathbf{K}\vec{\theta}}|\mathbf{0}, m\rangle$$

where  $\mathbf{p} = mc\vec{\theta}\theta^{-1}\sinh\theta$ . These eigenvectors are normalized to delta functions

$$\langle\mathbf{q}, m|\mathbf{p}, m'\rangle = \delta(\mathbf{q} - \mathbf{p})\delta(m - m') \quad (13.24)$$

The actions of inertial transformations on these states are found by the same method as in section 5.1. In particular, for boosts along the  $x$ -axis and time translations we obtain<sup>13</sup>

---

<sup>11</sup>Note the difference between  $\omega_{\mathbf{p}}$  that depends on the eigenvalue  $m$  of the interacting mass operator and  $\Omega_{\mathbf{p}}$  in eq. (13.17) that depends on the fixed value of mass  $m_a$  of the particle  $a$ .

<sup>12</sup>compare with (5.4) and (5.19)

<sup>13</sup>compare with eq. (5.20)

$$e^{-\frac{ic}{\hbar}K_x\theta}|\mathbf{p}, m\rangle = \sqrt{\frac{\omega_{\Lambda\mathbf{p}}}{\omega_{\mathbf{p}}}}|\Lambda\mathbf{p}, m\rangle \quad (13.25)$$

$$e^{\frac{i}{\hbar}Ht}|\mathbf{p}, m\rangle = e^{\frac{i}{\hbar}\omega_{\mathbf{p}}t}|\mathbf{p}, m\rangle \quad (13.26)$$

where

$$\Lambda\mathbf{p} = (p_x \cosh \theta + \frac{\omega_{\mathbf{p}}}{c} \sinh \theta, p_y, p_z) \quad (13.27)$$

Next we notice that due to eqs. (4.24) and (13.21) vectors  $e^{\frac{i}{\hbar}\mathbf{R}_0\cdot\mathbf{p}}|\mathbf{0}, m\rangle$  also satisfy eigenvector equations (13.22) - (13.23), so they must be proportional to the basis vectors  $|\mathbf{p}, m\rangle$

$$|\mathbf{p}, m\rangle = \gamma(\mathbf{p}, m)e^{\frac{i}{\hbar}\mathbf{R}_0\cdot\mathbf{p}}|\mathbf{0}, m\rangle \quad (13.28)$$

where  $\gamma(\mathbf{p}, m)$  is an unimodular factor. Unlike in (13.19), we cannot conclude that  $\gamma(\mathbf{p}, m) = 1$ . However, if the interaction is not pathological we can assume that the factor  $\gamma(\mathbf{p}, m)$  is smooth, i.e., without rapid oscillations.<sup>14</sup>

Obviously, vector  $|\mathbf{0}\rangle$  from the basis (13.19) can be expressed as a linear combination of zero-momentum basis vectors  $|\mathbf{0}, m\rangle$ , so we can write<sup>15</sup>

$$|\mathbf{0}\rangle = \int_{m_b+m_c}^{\infty} dm \mu(m) |\mathbf{0}, m\rangle \quad (13.29)$$

where

$$\mu(m) = \langle \mathbf{0}, m | \mathbf{0} \rangle \quad (13.30)$$

is yet unknown function which depends on the choice of the interaction Hamiltonian  $V$ . The physical meaning of  $\mu(m)$  is the amplitude of finding

---

<sup>14</sup>This property will be used in derivation of eq. (13.74).

<sup>15</sup>We will assume that interaction responsible for the decay does not change the spectrum of mass. In particular, we will neglect the possibility of existence of bound states of particles  $b$  and  $c$ , i.e., discrete eigenvalues of  $M$  below  $m_b + m_c$ . Then the spectrum of  $M$  (similar to the spectrum of  $M_0$ ) is continuous in the interval  $[m_b + m_c, \infty)$ , and integration in (13.29) should be performed from  $m_b + m_c$  to infinity.

the interacting mass  $m$  in the unstable state  $|\mathbf{0}\rangle$ . We now use eqs. (13.19) and (13.29) to expand vectors  $|\mathbf{p}\rangle$  in the basis  $|\mathbf{p}, m\rangle$

$$\begin{aligned}
 |\mathbf{p}\rangle &= e^{\frac{i}{\hbar}\mathbf{R}_0\mathbf{p}}|\mathbf{0}\rangle \\
 &= e^{\frac{i}{\hbar}\mathbf{R}_0\mathbf{p}} \int_{m_b+m_c}^{\infty} dm \mu(m) |\mathbf{0}, m\rangle \\
 &= \int_{m_b+m_c}^{\infty} dm \mu(m) \gamma(\mathbf{p}, m) |\mathbf{p}, m\rangle
 \end{aligned} \tag{13.31}$$

Then any state vector from the subspace  $\mathcal{H}_a$  can be written as

$$|\Psi\rangle = \int d\mathbf{p} \psi(\mathbf{p}) |\mathbf{p}\rangle \tag{13.32}$$

$$= \int d\mathbf{p} \int_{m_b+m_c}^{\infty} dm \mu(m) \gamma(\mathbf{p}, m) \psi(\mathbf{p}) |\mathbf{p}, m\rangle \tag{13.33}$$

From (13.24) we also obtain a useful formula

$$\begin{aligned}
 \langle \mathbf{q} | \mathbf{p}, m \rangle &= \int_{m_b+m_c}^{\infty} dm' \mu^*(m') \gamma^*(\mathbf{q}, m') \langle \mathbf{q}, m' | \mathbf{p}, m \rangle \\
 &= \gamma^*(\mathbf{p}, m) \mu^*(m) \delta(\mathbf{q} - \mathbf{p})
 \end{aligned} \tag{13.34}$$

### 13.1.5 The decay law

Let us find the time evolution of the state vector (13.32) prepared within subspace  $\mathcal{H}_a$  at time  $t = 0$ . The time dependence is obtained by applying eqs (13.8), (13.26), and (13.31)

$$|\Psi(t)\rangle = \int d\mathbf{p} \psi(\mathbf{p}) e^{-\frac{i}{\hbar}Ht} |\mathbf{p}\rangle$$



$$\begin{aligned}
&= \int d\mathbf{p} \psi(\mathbf{p}) \int_{m_b+m_c}^{\infty} dm \mu(m) \gamma(\mathbf{p}, m) e^{-\frac{i}{\hbar} H t} |\mathbf{p}, m\rangle \\
&= \int d\mathbf{p} \psi(\mathbf{p}) \int_{m_b+m_c}^{\infty} dm \mu(m) \gamma(\mathbf{p}, m) e^{-\frac{i}{\hbar} \omega_{\mathbf{p}} t} |\mathbf{p}, m\rangle
\end{aligned}$$

The inner product of this vector with  $|\mathbf{q}\rangle$  is found by using (13.34)

$$\begin{aligned}
&\langle \mathbf{q} | \Psi(t) \rangle \\
&= \int d\mathbf{p} \psi(\mathbf{p}) \int_{m_b+m_c}^{\infty} dm \mu(m) \gamma(\mathbf{p}, m) e^{-\frac{i}{\hbar} \omega_{\mathbf{p}} t} \langle \mathbf{q} | \mathbf{p}, m \rangle \\
&= \int d\mathbf{p} \psi(\mathbf{p}) \int_{m_b+m_c}^{\infty} dm |\mu(m)|^2 \gamma(\mathbf{p}, m) \gamma^*(\mathbf{p}, m) e^{-\frac{i}{\hbar} \omega_{\mathbf{p}} t} \delta(\mathbf{q} - \mathbf{p}) \\
&= \psi(\mathbf{q}) \int_{m_b+m_c}^{\infty} dm |\mu(m)|^2 e^{-\frac{i}{\hbar} \omega_{\mathbf{q}} t}
\end{aligned}$$

The decay law is then found by substituting (13.14) in eq. (13.9) and using (13.35)

$$\begin{aligned}
\omega(t) &= \int d\mathbf{q} \langle \Psi(t) | \mathbf{q} \rangle \langle \mathbf{q} | \Psi(t) \rangle \\
&= \int d\mathbf{q} |\langle \mathbf{q} | \Psi(t) \rangle|^2 \\
&= \int d\mathbf{q} |\psi(\mathbf{q})|^2 \left| \int_{m_b+m_c}^{\infty} dm |\mu(m)|^2 e^{-\frac{i}{\hbar} \omega_{\mathbf{q}} t} \right|^2 \quad (13.35)
\end{aligned}$$

This formula is valid for the decay law of any state  $|\Psi\rangle \in \mathcal{H}_a$ . In the particular case of the normalized state  $|0\rangle$  whose wave function  $\psi(\mathbf{q})$  is well-localized in the momentum space near zero momentum, we can set approximately

$$\begin{aligned}
\psi(\mathbf{q}) &\approx \sqrt{\delta(\mathbf{q})} \\
|\psi(\mathbf{q})|^2 &\approx \delta(\mathbf{q})
\end{aligned}$$

and<sup>16</sup>

$$\omega_{|\mathbf{0}\rangle}(t) \approx \left| \int_{m_b+m_c}^{\infty} dm |\mu(m)|^2 e^{-\frac{i}{\hbar} mc^2 t} \right|^2 \quad (13.36)$$

This result demonstrates that the decay law is fully determined by the function  $|\mu(m)|^2$  which is referred to as the *mass distribution* of the unstable particle. In the next two subsections we will consider an exactly solvable decay model for which the mass distribution and the decay law can be explicitly calculated.

### 13.1.6 Solution of the eigenvalue problem

In this section we are discussing decay of a particle at rest. Therefore, it is sufficient to consider the subspace  $\mathcal{H}_0 \subseteq \mathcal{H}$  of states having zero total momentum. The subspace  $\mathcal{H}_0$  can be further decomposed into the direct sum

$$\mathcal{H}_0 = \mathcal{H}_{a0} \oplus \mathcal{H}_{(bc)0}$$

where

$$\begin{aligned} \mathcal{H}_{a0} &= \mathcal{H}_0 \cap \mathcal{H}_a \\ \mathcal{H}_{(bc)0} &= \mathcal{H}_0 \cap (\mathcal{H}_b \otimes \mathcal{H}_c) \end{aligned}$$

$\mathcal{H}_{a0}$  is, of course, the one-dimensional subspace spanning the vector  $|\mathbf{0}\rangle$  of the particle  $a$ , and the subspace  $\mathcal{H}_{(bc)0}$  of decay products can be furnished with the basis set  $|\vec{\pi}\rangle$  of eigenvectors of the relative momentum of particles  $b$  and  $c$ .<sup>17</sup> Each state in  $\mathcal{H}_0$  can be written as a decomposition in the above basis

$$|\Psi\rangle = \mu|\mathbf{0}\rangle + \int d\vec{\pi} \zeta(\vec{\pi}) |\vec{\pi}\rangle$$

---

<sup>16</sup>compare, for example, with eq. (3.8) in [288]

<sup>17</sup>see subsection 6.3.2

The coefficients of this decomposition can be represented as a column vector

$$|\Psi\rangle = \begin{bmatrix} \mu \\ \zeta(\vec{\pi}) \end{bmatrix} \quad (13.37)$$

that is composed of a complex number  $\mu$  and a complex function  $\zeta(\vec{\pi})$ . The vector  $|\Psi\rangle$  should be normalized, hence its wave function should satisfy the normalization condition

$$|\mu|^2 + \int d\vec{\pi} |\zeta(\vec{\pi})|^2 = 1 \quad (13.38)$$

The probability of finding the unstable particle in the state  $|\Psi\rangle$  is

$$\omega = |\mu|^2$$

and in the initial state

$$|\mathbf{0}\rangle = \begin{bmatrix} 1 \\ 0 \end{bmatrix}$$

the unstable particle is found with 100% probability.

We can now find representations of various operators in the basis  $|\mathbf{0}\rangle, |\vec{\pi}\rangle$ . The non-interacting mass is diagonal

$$M_0 = \begin{bmatrix} m_a & 0 \\ 0 & \eta_{\vec{\pi}} \end{bmatrix}$$

where

$$\eta_{\vec{\pi}} = \frac{1}{c^2} (\sqrt{m_b^2 c^4 + c^2 \vec{\pi}^2} + \sqrt{m_c^2 c^4 + c^2 \vec{\pi}^2}) \quad (13.39)$$

is the mass of the two-particle  $(b + c)$  system expressed as a function of the relative momentum (see, for example, eq. (3.3) in [67]). The matrix form of the interaction operator (13.4) is

$$V = \begin{bmatrix} 0 & \int d\mathbf{q} g(\mathbf{q}) \dots \\ g^*(\vec{\pi}) & 0 \end{bmatrix}$$

Then the action of the full Hamiltonian  $H = H_0 + V$  on vectors (13.37) is

$$H \begin{bmatrix} \mu \\ \zeta(\vec{\pi}) \end{bmatrix} = \begin{bmatrix} m_a c^2 \mu + \int d\mathbf{q} g(\mathbf{q}) \zeta(\mathbf{q}) \\ g^*(\vec{\pi}) \mu + \eta_{\vec{\pi}} c^2 \zeta(\vec{\pi}) \end{bmatrix}$$

The next step is to find eigenvalues ( $mc^2$ ) and eigenvectors

$$|\mathbf{0}, m\rangle \equiv \begin{bmatrix} \mu(m) \\ \zeta_m(\vec{\pi}) \end{bmatrix} \quad (13.40)$$

of the Hamiltonian  $H$ .<sup>18</sup> This task is equivalent to the solution of the following system of linear equations:

$$m_a c^2 \mu(m) + \int d\mathbf{q} g(\mathbf{q}) \zeta_m(\mathbf{q}) = m c^2 \mu(m) \quad (13.41)$$

$$g^*(\vec{\pi}) \mu(m) + \eta_{\vec{\pi}} c^2 \zeta_m(\vec{\pi}) = m c^2 \zeta_m(\vec{\pi}) \quad (13.42)$$

From Eq. (13.42) we obtain

$$\zeta_m(\vec{\pi}) = \frac{g^*(\vec{\pi}) \mu(m)}{m c^2 - \eta_{\vec{\pi}} c^2} \quad (13.43)$$

Substituting this result to eq. (13.41) we obtain equation which determines the spectrum of eigenvalues  $m$

$$m - m_a = \frac{1}{c^2} \int d\mathbf{q} \frac{|g(\mathbf{q})|^2}{m - \eta_{\mathbf{q}}} \quad (13.44)$$

To comply with the law of conservation of the angular momentum, the function  $g(\mathbf{q})$  should depend only on the absolute value  $q \equiv |\mathbf{q}|$  of its argument. Therefore, we can rewrite eq. (13.44) in the form

---

<sup>18</sup>Note that the function  $\mu(m)$  in (13.40) is the same as in (13.30). So, in order to calculate the decay law (13.36), all we need to know is  $|\mu(m)|^2$ .

$$m - m_a = F(m) \quad (13.45)$$

where

$$F(m) = \int_0^\infty dq \frac{G(q)}{m - \eta_q} \quad (13.46)$$

and

$$G(q) = \frac{4\pi q^2}{c^2} |g(q)|^2$$

From the normalization condition (13.38)

$$|\mu(m)|^2 + \int d\mathbf{q} |\zeta_m(\mathbf{q})|^2 = 1$$

and eq. (13.43) we obtain

$$|\mu(m)|^2 \left( 1 + \int dq \frac{G(q)}{(m - \eta_q)^2} \right) = 1$$

and

$$|\mu(m)|^2 = \frac{1}{1 - F'(m)} \quad (13.47)$$

where  $F'(m)$  is the derivative of  $F(m)$ . So, in order to calculate the decay law (13.35) we just need to know the derivative of  $F(m)$  at points  $m$  of the spectrum of the interacting mass operator. The following subsection will detail such a calculation.

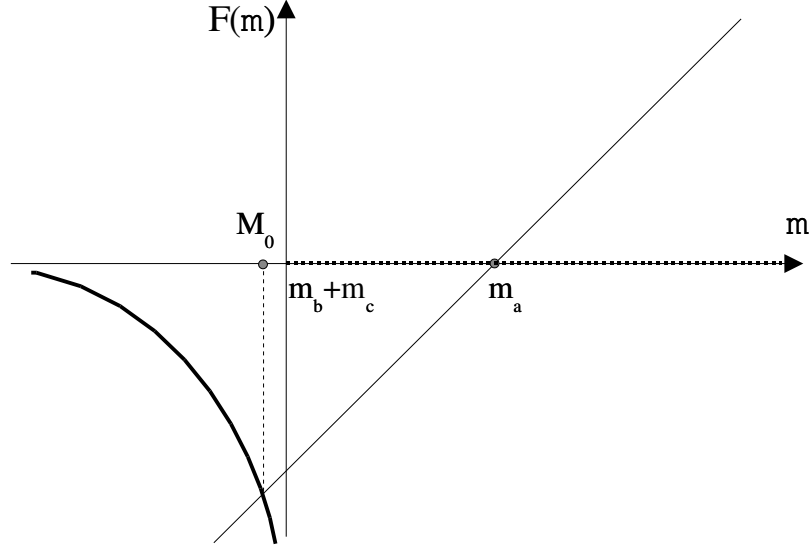


Figure 13.2: The graphical solution of eq. (13.45). The dashed line indicates the continuous part of the spectrum of the non-interacting mass operator  $M_0$ . The thick full line shows function  $F(m)$  at  $m < m_b + m_c$ .

### 13.1.7 The Breit-Wigner formula

The function  $\eta_q$  in (13.39) has minimum value  $\eta_0 = m_b + m_c$  at  $q = 0$  and grows to infinity with increasing  $q$ . Then the solution of eq. (13.45) for the values of  $m \in [-\infty, m_b + m_c]$  is rather straightforward. In this region the denominator in the integrand of (13.46) does not vanish, and  $F(m)$  is a well-defined continuous function which tends to zero at  $m = -\infty$  and declines monotonically as  $m$  grows. A graphical solution of eq. (13.45) can be obtained in the interval  $[-\infty, m_b + m_c]$  as an intersection of the line  $m - m_a$  and the function  $F(m)$  (point  $M_0$  in Fig. 13.2). The corresponding value of  $m$  is an eigenvalue of the interacting mass operator, and the corresponding eigenstate is a superposition of the unstable particle  $a$  and its decay products  $b + c$ .

Finding the spectrum of the interacting mass in the region  $[m_b + m_c, \infty]$  is more tricky due to a singularity in the integrand of (13.46). Let us first discuss our approach qualitatively, using graphical representation in Fig. 13.3. We will do this by first assuming that the momentum spectrum of the prob-

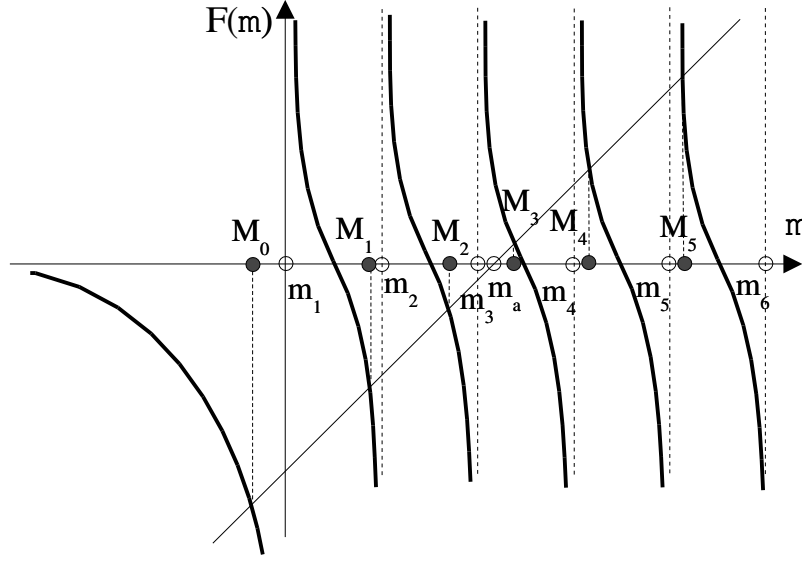


Figure 13.3: Spectra of the free (opened circles) and interacting (full circles) Hamiltonians.

lem is discrete<sup>19</sup> and then making a gradual transition to the continuous spectrum (e.g., increasing the size of the box to infinity). In the discrete approximation, eq. (13.45) takes the form

$$m - m_a = \frac{1}{c^2} \sum_i \frac{|g(\mathbf{q}_i)|^2}{m - m_i} = F(m) \quad (13.48)$$

where  $m_i = \eta_{\mathbf{q}_i}$  are eigenvalues of the non-interacting mass of the 2-particle system  $b + c$ , and  $m_1 = m_b + m_c$ . The function on the right hand side of eq. (13.48) is a superposition of functions  $|g(\mathbf{q}_i)|^2(m - m_i)^{-1}$  for all values of  $i = 1, 2, 3, \dots$ . These functions have singularities at points  $m_i$ , which are eigenvalues of the non-interacting Hamiltonian. Positions of these singularities are shown as open circles and dashed vertical lines in Fig. 13.3. The overall shape of the function  $F(m)$  in this approximation is shown by the thick full line in Fig. 13.3. According to eq. (13.48), the spectrum of the

<sup>19</sup>This can be achieved, e.g., by placing the system in a box or applying periodic boundary conditions.

interacting mass operator can be found at points where the line  $m - m_a$  intersects with the function  $F(m)$ . These points  $M_i$  are shown by full circles in Fig. 13.3. So, the derivatives required in eq. (13.47) are graphically represented as slopes of the function  $F(m)$  at points  $M_1, M_2, M_3, \dots$ . The difficulty is that in the limit of continuous spectrum the distances between points  $m_i$  tend to zero, function  $F(m)$  wildly oscillates, and its derivative tends to infinity everywhere.

To overcome this difficulty we will use a clever idea first suggested in ref. [289]. Let us change the integration variable

$$\begin{aligned} z &= \eta_q \\ q &= \eta^{-1}(z) \end{aligned}$$

in the integral (13.46). Then denoting

$$K(z) = \frac{d\eta^{-1}(z)}{dz} G(\eta^{-1}(z))$$

we obtain

$$\begin{aligned} F(m) &= \int_{m_b+m_c}^{\infty} dz \frac{K(z)}{m-z} \\ &= \int_{m_b+m_c}^{m-\Delta} dz \frac{K(z)}{m-z} + \int_{m-\Delta}^{m+\Delta} dz \frac{K(z)}{m-z} + \int_{m+\Delta}^{\infty} dz \frac{K(z)}{m-z} \end{aligned} \quad (13.49)$$

where  $\Delta$  is a small number such that function  $K(z)$  may be considered constant ( $K(z) = K(m)$ ) in the interval  $[m-\Delta, m+\Delta]$ . When  $\Delta \rightarrow 0$ , the first and third terms on the right hand side of (13.49) give the principal value integral (denoted by  $P \int$ )

$$\int_{m_b+m_c}^{m-\Delta} dz \frac{K(z)}{m-z} + \int_{m+\Delta}^{\infty} dz \frac{K(z)}{m-z} \longrightarrow P \int_{m_b+m_c}^{\infty} dz \frac{K(z)}{m-z} \quad (13.50)$$



Let us now look more closely at the second integral on the right hand side of (13.49). The interval  $[m - \Delta, m + \Delta]$  can be divided into  $2N$  small equal segments

$$m_i = m_0 + i \frac{\Delta}{N}$$

where  $m_0 = m$ , integer  $i$  runs from  $-N$  to  $N$ , and the integral can be approximated as a *partial sum*

$$\begin{aligned} \int_{m-\Delta}^{m+\Delta} dz \frac{K(z)}{m-z} &\approx K(m_0) \int_{m-\Delta}^{m+\Delta} dz \frac{1}{m-z} \\ &\approx K(m_0) \sum_{i=-N}^N \frac{\Delta/N}{m - m_0 - i \frac{\Delta}{N}} \end{aligned} \quad (13.51)$$

Next we assume that  $N \rightarrow \infty$  and index  $i$  runs from  $-\infty$  to  $\infty$ . Then the right hand side of eq. (13.51) defines an analytical function with poles at points

$$m_i = m_0 + i \frac{\Delta}{N} \quad (13.52)$$

and with residues  $K(m_0)\Delta/N$ . As any analytical function is uniquely determined by the positions of its poles and the values of its residues, we conclude that integral (13.51) has the following representation

$$\int_{m-\Delta}^{m+\Delta} dz \frac{K(z)}{m-z} = K(m_0) \pi \cot\left(\frac{\pi N}{\Delta}(m - m_0)\right) \quad (13.53)$$

Indeed, the cot function on the right hand side of eq. (13.53) also has poles at points (13.52). Near these points the right hand side of (13.53) can be approximated as

$$\begin{aligned}
K(m_0)\pi \cot\left(\frac{\pi N}{\Delta}(m - m_0)\right) &\approx \frac{\pi K(m_0)}{\frac{\pi N}{\Delta}(m - m_0)} \\
&= \frac{K(m_0)\Delta/N}{(m - m_0)}
\end{aligned}$$

so it has exactly the required residues. Now we can put eqs. (13.50) and (13.53) together and write

$$F(m) = \mathcal{P}(m) + \pi K(m) \cot\left(\frac{\pi N m}{\Delta}\right)$$

where we denoted for brevity

$$\mathcal{P}(m) \equiv P \int_0^\infty dq \frac{G(q)}{m - \eta_q}$$

Then, using

$$\cot(ax)' = -a(1 + \cot^2(ax))$$

and neglecting derivatives of smooth functions (the principal value integral and  $K(m)$ ), we obtain

$$F'(m) = -\pi^2 \frac{K(m)N}{\Delta} (1 + \cot^2(\pi N \Delta^{-1} m)) \quad (13.54)$$

We need values of  $F'(m)$  at the discrete set of solutions of the equation

$$F(m) = m - m_a$$

At these points we can write

$$\begin{aligned}
m - m_a &= \mathcal{P}(m) - \pi K(m) \cot(\pi N \Delta^{-1} m) \\
\cot(\pi N \Delta^{-1} m) &= -\frac{m - m_a - \mathcal{P}(m)}{\pi K(m)} \\
\cot^2(\pi N \Delta^{-1} m) &= \frac{(m - m_a - \mathcal{P}(m))^2}{\pi^2 K^2(m)}
\end{aligned}$$

Substituting this to (13.54) and (13.47) we obtain the desired result

$$\begin{aligned} F'(m) &= -\pi^2 \frac{K(m)N}{\Delta} \left(1 + \frac{(m - m_a - \mathcal{P}(m))^2}{\pi^2 K^2(m)}\right) \\ |\mu(m)|^2 &= \frac{1}{1 + \pi^2 K(m)N\Delta^{-1} \left(1 + \frac{(m_a + \mathcal{P}(m) - m)^2}{\pi^2 K^2(m)}\right)} \end{aligned} \quad (13.55)$$

$$\begin{aligned} &= \frac{1}{\pi^2 K(m)N\Delta^{-1} \left(1 + \frac{(m_a + \mathcal{P}(m) - m)^2}{\pi^2 K^2(m)}\right)} \\ &= \frac{K(m)\Delta/N}{\pi^2 K^2(m) + (m_a + \mathcal{P}(m) - m)^2} \end{aligned} \quad (13.56)$$

where we neglected the unity in the denominator of (13.55) as compared to the large factor  $N\Delta^{-1}$ . Formula (13.56) gives the probability for finding particle  $a$  at each point of the discrete spectrum  $M_1, M_2, M_3, \dots$ . This probability tends to zero as the density of points  $N\Delta^{-1}$  tends to infinity. However, when approaching the continuous spectrum in the limit  $N \rightarrow \infty$  we do not need the probability for each spectrum point. We, actually, need the *probability density* which can be obtained by multiplying the right hand side of eq. (13.56) by the number of points per unit interval  $N\Delta^{-1}$ . Finally, the mass distribution for the unstable particle takes the famous *Breit-Wigner* form

$$|\mu(m)|^2 = \frac{\Gamma(m)/(2\pi)}{\Gamma(m)^2/4 + (m_a + \mathcal{P}(m) - m)^2} \quad (13.57)$$

where we denoted  $\Gamma(m) \equiv 2\pi K^2(m)$ . This resonance mass distribution describes an unstable particle with the expectation value of mass<sup>20</sup>  $m_A = m_a + \mathcal{P}(m_A)$  and the width of  $\Delta m \approx \Gamma(m_A)$  (see Fig. 13.4).

For unstable systems whose decays are slow enough to be observed in experiment, the resonance shown in Fig. 13.4 is very narrow, so that instead of functions  $\Gamma(m)$  and  $\mathcal{P}(m)$  we can use their values (constants) at  $m = m_A$ :  $\Gamma \equiv \Gamma(m_A)$  and  $\mathcal{P} \equiv \mathcal{P}(m_A)$ . Moreover, we will assume that  $\mathcal{P} \ll m_a$ , so that the instability of the particle does not have a large effect on its mass. We also neglect the contribution from the isolated point  $M_0$  of the mass spectrum

---

<sup>20</sup>the center of the resonance

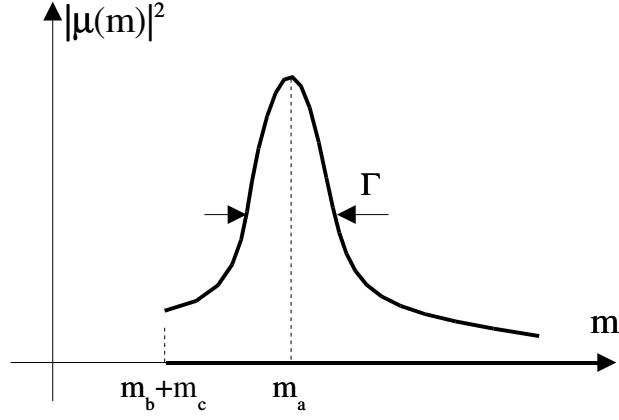


Figure 13.4: Mass distribution of a typical unstable particle.

discussed in the beginning of this subsection. In most cases this contribution is very small. Then, substituting result (13.57) in equation (13.36), we obtain the decay law for a particle at rest

$$\omega(t) \approx \frac{1}{4\pi^2} \left| \int_{m_b+m_c}^{\infty} dm \frac{\Gamma e^{-\frac{i}{\hbar} m c^2 t}}{\Gamma^2/4 + (m_a - m)^2} \right|^2 \quad (13.58)$$

For most unstable systems

$$\Gamma \ll m_a - (m_b + m_c) \quad (13.59)$$

so we can introduce further approximation by setting the lower integration limit in (13.58) to  $-\infty$ . Then the decay law obtains the familiar exponential form

$$\begin{aligned} \omega(t) &\approx e^{-\frac{\Gamma c^2 t}{\hbar}} \\ &= \exp\left(-\frac{t}{\tau_0}\right) \end{aligned} \quad (13.60)$$

where

$$\tau_0 = \frac{\hbar}{\Gamma c^2} \quad (13.61)$$

is the *lifetime* of the unstable particle. For a particle prepared initially in the undecayed state  $\omega(0) = 1$ , the nondecay probability decreases from 1 to  $e^{-1}$  during its lifetime.

The importance of formulas (13.57) and (13.60) is that they were derived from very general assumptions. Actually, the only significant approximation is the weakness of the interaction responsible for the decay, i.e., the narrow width  $\Gamma$  of the resonance (13.59). This condition is satisfied for all known decays.<sup>21</sup> Therefore, the exponential decay law is expected to be universally valid. This prediction is confirmed by experiment: so far no deviations from the exponential decay law (13.60) were observed.

## 13.2 Decay law for moving particles

In the present section we will derive the exact formula for the time dependence of the non-decay probability  $\omega(\theta, t)$  in a moving frame  $O'$ . Particular cases of this formula relevant to unstable particles with sharply defined momenta or velocities are considered in subsections 13.2.2 and 13.2.3, respectively.

### 13.2.1 General formula for the decay law

Suppose that observer  $O$  describes the initial state (at  $t = 0$ ) by the state vector  $|\Psi\rangle$ . Then the moving observer  $O'$  describes the same state (at  $t' = t = 0$ , where  $t'$  is time measured by the observer's  $O'$  clock) by the vector<sup>22</sup>

$$|\Psi(\theta, 0)\rangle = e^{\frac{ic}{\hbar}K_x\theta}|\Psi\rangle$$

The time dependence of this state is

$$|\Psi(\theta, t')\rangle = e^{-\frac{i}{\hbar}Ht'}e^{\frac{ic}{\hbar}K_x\theta}|\Psi\rangle \quad (13.62)$$

Then, according to the general formula (13.6), the decay law from the point of view of  $O'$  is

---

<sup>21</sup>Approximation (13.59) may be not accurate for particles (or *resonances*) decaying due to strong nuclear forces. However, their lifetime is very short  $\tau_0 \approx 10^{-23}$ s, so the time dependence of their decays cannot be observed experimentally.

<sup>22</sup>Here we use the Schrödinger picture.

$$\omega(\theta, t') = \langle \Psi(\theta, t') | T | \Psi(\theta, t') \rangle \quad (13.63)$$

$$= \|T | \Psi(\theta, t') \rangle\|^2 \quad (13.64)$$

Let us use the basis set decomposition (13.33) of the state vector  $|\Psi\rangle$ . Then, applying eqs (13.62), (13.25), and (13.26) we obtain

$$\begin{aligned} |\Psi(\theta, t')\rangle &= \int d\mathbf{p} \psi(\mathbf{p}) e^{-\frac{i}{\hbar} H t'} e^{\frac{ic}{\hbar} K_x \theta} |\mathbf{p}\rangle \\ &= \int d\mathbf{p} \psi(\mathbf{p}) \int_{m_b+m_c}^{\infty} dm \mu(m) \gamma(\mathbf{p}, m) e^{-\frac{i}{\hbar} H t'} e^{\frac{ic}{\hbar} K_x \theta} |\mathbf{p}, m\rangle \\ &= \int d\mathbf{p} \psi(\mathbf{p}) \int_{m_b+m_c}^{\infty} dm \mu(m) \gamma(\mathbf{p}, m) e^{-\frac{i}{\hbar} \omega_{\Lambda \mathbf{p}} t'} \sqrt{\frac{\omega_{\Lambda \mathbf{p}}}{\omega_{\mathbf{p}}}} |\Lambda \mathbf{p}, m\rangle \end{aligned}$$

The inner product of this vector with  $|\mathbf{q}\rangle$  is found by using (13.34)

$$\begin{aligned} &\langle \mathbf{q} | \Psi(\theta, t') \rangle \\ &= \int d\mathbf{p} \psi(\mathbf{p}) \int_{m_b+m_c}^{\infty} dm \mu(m) \gamma(\mathbf{p}, m) e^{-\frac{i}{\hbar} \omega_{\Lambda \mathbf{p}} t'} \langle \mathbf{q} | \Lambda \mathbf{p}, m \rangle \sqrt{\frac{\omega_{\Lambda \mathbf{p}}}{\omega_{\mathbf{p}}}} \\ &= \int d\mathbf{p} \psi(\mathbf{p}) \int_{m_b+m_c}^{\infty} dm |\mu(m)|^2 \gamma(\mathbf{p}, m) \gamma^*(\Lambda \mathbf{p}, m) e^{-\frac{i}{\hbar} \omega_{\Lambda \mathbf{p}} t'} \delta(\mathbf{q} - \Lambda \mathbf{p}) \sqrt{\frac{\omega_{\Lambda \mathbf{p}}}{\omega_{\mathbf{p}}}} \\ &= \int_{m_b+m_c}^{\infty} dm \int d\mathbf{r} \frac{\omega_{\Lambda^{-1} \mathbf{r}}}{\omega_{\mathbf{r}}} \sqrt{\frac{\omega_{\mathbf{r}}}{\omega_{\Lambda^{-1} \mathbf{r}}}} \psi(\Lambda^{-1} \mathbf{r}) \gamma(\Lambda^{-1} \mathbf{r}) \gamma^*(\mathbf{r}) |\mu(m)|^2 e^{-\frac{i}{\hbar} \omega_{\mathbf{r}} t'} \delta(\mathbf{q} - \mathbf{r}) \\ &= \int_{m_b+m_c}^{\infty} dm \sqrt{\frac{\omega_{\Lambda^{-1} \mathbf{q}}}{\omega_{\mathbf{q}}}} \psi(\Lambda^{-1} \mathbf{q}) \gamma(\Lambda^{-1} \mathbf{q}, m) \gamma^*(\mathbf{q}, m) |\mu(m)|^2 e^{-\frac{i}{\hbar} \omega_{\mathbf{q}} t'} \end{aligned}$$

where we used new integration variables  $\mathbf{r} = \Lambda \mathbf{p}$ . The non-decay probability in the reference frame  $O'$  is then found by substituting (13.14) in eq. (13.63)

$$\begin{aligned}
& \omega(\theta, t') \\
&= \int d\mathbf{q} \langle \Psi(\theta, t') | \mathbf{q} \rangle \langle \mathbf{q} | \Psi(\theta, t') \rangle \\
&= \int d\mathbf{q} | \langle \mathbf{q} | \Psi(\theta, t') \rangle |^2 \\
&= \int d\mathbf{q} \left| \int_{m_b+m_c}^{\infty} dm \sqrt{\frac{\omega_{\Lambda^{-1}\mathbf{q}}}{\omega_{\mathbf{q}}}} \psi(\Lambda^{-1}\mathbf{q}) \gamma(\Lambda^{-1}\mathbf{q}, m) \gamma^*(\mathbf{q}, m) |\mu(m)|^2 e^{-\frac{i}{\hbar} \omega_{\mathbf{q}} t'} \right|^2
\end{aligned} \tag{13.65}$$

which is an exact formula valid for all values of  $\theta$  and  $t'$ .

### 13.2.2 Decays of states with definite momentum

In the reference frame at rest ( $\theta = 0$ ), formula (13.65) coincides exactly with our earlier result (13.35)

$$\omega(0, t) = \int d\mathbf{q} |\psi(\mathbf{q})|^2 \left| \int_{m_b+m_c}^{\infty} dm |\mu(m)|^2 e^{-\frac{i}{\hbar} \omega_{\mathbf{q}} t} \right|^2 \tag{13.66}$$

In section 13.1 we applied this formula to calculate the decay law of a particle with zero momentum. Here we will consider the case when the unstable particle has a well-defined non-zero momentum, i.e., the state is described by the normalized vector  $|\mathbf{p}\rangle$  and the wave function<sup>23</sup>

$$\psi(\mathbf{q}) = \sqrt{\delta(\mathbf{q} - \mathbf{p})} \tag{13.67}$$

From eq. (13.66) the decay law of such a state is

$$\omega_{|\mathbf{p}\rangle}(0, t) = \left| \int_{m_b+m_c}^{\infty} dm |\mu(m)|^2 e^{-\frac{i}{\hbar} \omega_{\mathbf{p}} t} \right|^2 \tag{13.68}$$

---

<sup>23</sup>Recall the definition of the normalized vector  $|\mathbf{p}\rangle$  from subsection 13.1.3.

In a number of works [17, 290, 291] it was noticed that this result disagrees with Einstein's time dilation formula (J.11). Indeed, if one interprets the state  $|\mathbf{p}\rangle$  as a state of unstable particle moving with definite speed

$$\begin{aligned} v &= \frac{c^2 p}{\sqrt{m_a^2 c^4 + p^2 c^2}} \\ &= c \tanh \theta \end{aligned}$$

then the decay law (13.68) *cannot* be connected with the decay law of the particle at rest (13.36) by Einstein's formula (J.11)

$$\omega_{|\mathbf{p}\rangle}(0, t) \neq \omega_{|\mathbf{0}\rangle}(0, t / \cosh \theta) \quad (13.69)$$

This observation prompted authors of [17, 290, 291] to question the applicability of special relativity to particle decays. However, at a closer inspection it appears that this result does not challenge the special-relativistic time dilation (J.11) directly. Formula (13.69) is comparing decay laws of two different eigenstates of momentum  $|\mathbf{0}\rangle$  and  $|\mathbf{p}\rangle$  viewed from the same reference frame. This is quite different from (J.11) which compares observations made on the same particle from two frames of reference moving with respect to each other. If from the point of view of observer  $O$  the particle is described by the state vector  $|\mathbf{0}\rangle$  which has zero momentum and zero velocity, then from the point of view of  $O'$  this particle is described by the state

$$e^{\frac{ic}{\hbar} \mathbf{K} \vec{\theta}} |\mathbf{0}\rangle \quad (13.70)$$

which is *not* an eigenstate of the momentum operator  $\mathbf{P}_0$ . So, strictly speaking, formula (13.68) is not applicable to this state. However, it is not difficult to see that (13.70) is an eigenstate of the velocity operator [292]. Indeed, taking into account  $V_x |\mathbf{0}\rangle = \mathbf{0}$  and eqs. (4.3) - (4.4), we obtain

$$\begin{aligned} V_x e^{\frac{ic}{\hbar} K_x \theta} |\mathbf{0}\rangle &= e^{\frac{ic}{\hbar} K_x \theta} e^{-\frac{ic}{\hbar} K_x \theta} V_x e^{\frac{ic}{\hbar} K_x \theta} |\mathbf{0}\rangle \\ &= e^{\frac{ic}{\hbar} K_x \theta} \frac{V_x - c \tanh \theta}{1 - \frac{V_x \tanh \theta}{c}} |\mathbf{0}\rangle \\ &\approx -c \tanh \theta e^{\frac{ic}{\hbar} K_x \theta} |\mathbf{0}\rangle \end{aligned} \quad (13.71)$$

A fair comparison with the time dilation formula (J.11) requires consideration of unstable states having definite values of velocity for both observers.



### 13.2.3 Decay law in the moving reference frame

Next we are going to calculate the decay law of states with definite velocity in different reference frames using eq. (13.65). Unfortunately exact evaluation of eq. (13.65) for  $\theta \neq 0$  is not possible, so we need to make approximations. To see what kinds of approximations may be appropriate, let us discuss properties of the initial state  $|\Psi\rangle \in \mathcal{H}_a$  in more detail. First, in all realistic cases this is not an exact eigenstate of the total momentum operator: the wave function of the unstable particle is not localized at one point in the momentum space (as was assumed, for example, in (13.67)) but has a spread (or uncertainty) of momentum  $|\Delta\mathbf{p}|$  and, correspondingly an uncertainty of position  $|\Delta\mathbf{r}| \approx \hbar/|\Delta\mathbf{p}|$ . Second, the state  $|\Psi\rangle \in \mathcal{H}_a$  is not an eigenstate of the mass operator  $M$ . This state is characterized by the uncertainty of mass  $\Gamma$  (see Fig. 13.4) that is related to the lifetime of the particle  $\tau_0$  by formula (13.61). It is important to note that in all cases of practical interest the mentioned uncertainties are related by inequalities

$$|\Delta\mathbf{p}| \gg \Gamma c \quad (13.72)$$

$$|\Delta\mathbf{r}| \ll c\tau_0 \quad (13.73)$$

In particular, the latter inequality means that the uncertainty of position is much less than the distance passed by light during the lifetime of the particle. For example, in the case of muon  $\tau_0 \approx 2.2 \cdot 10^{-6}\text{s}$  and, according to (13.73), the spread of the wave function in the position space must be much less than 600m, which is a reasonable assumption. Therefore, we can safely assume that the factor  $|\mu(m)|^2$  in (13.65) has a sharp peak near the value  $m = m_a$ . Then we can move the value of the smooth<sup>24</sup> function  $\sqrt{\frac{\omega_{\Lambda\mathbf{q}}}{\omega_{\mathbf{q}}}}\psi(\Lambda\mathbf{q})\gamma(\Lambda\mathbf{q}, m)\gamma^*(\mathbf{q}, m)$  at  $m = m_a$  outside the integral on  $m$

$$\begin{aligned} & \omega(\theta, t') \\ & \approx \int d\mathbf{q} \left| \sqrt{\frac{\Omega_{\Lambda^{-1}\mathbf{q}}}{\Omega_{\mathbf{q}}}} \psi(\Lambda^{-1}\mathbf{q}) \gamma(\Lambda^{-1}\mathbf{q}, m_a) \gamma^*(\mathbf{q}, m_a) \right|^2 \left| \int_{m_b+m_c}^{\infty} dm |\mu(m)|^2 e^{-\frac{i}{\hbar}\omega_{\mathbf{q}}t'} \right|^2 \end{aligned}$$

---

<sup>24</sup>see discussion after eq. (13.28)

$$\begin{aligned}
&= \int d\mathbf{q} \frac{\Omega_{L^{-1}\mathbf{q}}}{\Omega_{\mathbf{q}}} |\psi(L^{-1}\mathbf{q})|^2 \left| \int_{m_b+m_c}^{\infty} dm |\mu(m)|^2 e^{-\frac{i}{\hbar} \omega_{\mathbf{q}} t'} \right|^2 \\
&= \int d\mathbf{p} |\psi(\mathbf{p})|^2 \left| \int_{m_b+m_c}^{\infty} dm |\mu(m)|^2 e^{-\frac{i}{\hbar} \omega_{L\mathbf{p}} t'} \right|^2
\end{aligned} \tag{13.74}$$

where  $\Lambda\mathbf{p}$  is given by eq. (13.27) and  $L\mathbf{p} = (p_x \cosh \theta + \frac{\Omega_{\mathbf{p}}}{c} \sinh \theta, p_y, p_z)$ . This is our final result for the decay law of a particle in a moving reference frame.

### 13.2.4 Decays of states with definite velocity

Next we consider a state which has zero velocity from the point of view of observer  $O$ . The wave function of this state is localized near zero momentum  $\mathbf{p} = \mathbf{0}$  (and zero velocity). So, we can set in eq. (13.74)<sup>25</sup>

$$|\psi(\mathbf{p})|^2 \approx \delta(\mathbf{p}) \tag{13.75}$$

and obtain

$$\omega_{|\mathbf{0}\rangle}(\theta, t') \approx \left| \int_{m_b+m_c}^{\infty} dm |\mu(m)|^2 e^{-\frac{it'}{\hbar} \sqrt{m^2 c^4 + m_a^2 c^4 \sinh^2 \theta}} \right|^2 \tag{13.76}$$

If we approximately identify  $m_a c \sinh \theta$  with the momentum  $p$  of the particle  $a$  from the point of view of the moving observer  $O'$ <sup>26</sup> then

$$\omega_{|\mathbf{0}\rangle}(\theta, t') \approx \left| \int_{m_b+m_c}^{\infty} dm |\mu(m)|^2 e^{-\frac{i}{\hbar} \omega_{\mathbf{p}} t'} \right|^2 \tag{13.77}$$

<sup>25</sup>As we mentioned in the preceding subsection, in reality this state is not exactly an eigenstate of momentum (velocity)  $|\mathbf{0}\rangle$ . However, its wave function is still much better localized in the  $\mathbf{p}$ -space than the slowly varying second factor under the integral in (13.74), so, approximation (13.75) is justified.

<sup>26</sup>From the point of view of this observer particle's velocity is  $\approx c \tanh \theta$ .

So, in this approximation the decay law (13.77) in the frame of reference  $O'$  moving with the speed  $c \tanh \theta$  takes the same form as the decay law (13.68) of a particle moving with momentum  $m_a c \sinh \theta$  with respect to the stationary observer  $O$ .<sup>27</sup>

### 13.3 “Time dilation” in decays

It is shown in Appendix J.4 that in special relativity decays of fast moving particles slow down according to the universal formula (J.11). As we demonstrated in chapter 10, the fundamental Assertion J.1 (the universality of Lorentz transformations) of special relativity is questionable. In this section we will show that this implies an approximate character of the “time dilation” formula (J.11).

#### 13.3.1 Numerical results

In this subsection we will calculate the difference between the accurate quantum mechanical result (13.77) and the special-relativistic time dilation formula (J.11)

$$\omega_{|0\rangle}^{SR}(\theta, t) = \omega_{|0\rangle} \left( 0, \frac{t}{\cosh \theta} \right) \quad (13.78)$$

In this calculation we will assume that the mass distribution  $|\mu(m)|^2$  of the unstable particle has the Breit-Wigner form<sup>28</sup>

$$|\mu(m)|^2 = \begin{cases} \frac{\alpha \Gamma / 2\pi}{\Gamma^2 / 4 + (m - m_a)^2}, & \text{if } m \geq m_b + m_c \\ 0, & \text{if } m < m_b + m_c \end{cases} \quad (13.79)$$

where parameter  $\alpha$  is a factor that ensures the normalization to unity

$$\int_{m_b + m_c}^{\infty} |\mu(m)|^2 = 1$$

---

<sup>27</sup>Note the contradiction between this result and conclusions of ref. [292].

<sup>28</sup>see eq. (13.57) and Fig. 13.4

The following parameters of this distribution were chosen in our calculations. The mass of the unstable particle was  $m_a = 1000 \text{ MeV}/c^2$ , the total mass of the decay products was  $m_b + m_c = 900 \text{ MeV}/c^2$ , and the width of the mass distribution was  $\Gamma = 20 \text{ MeV}/c^2$ . These values do not correspond to any real particle, but they are typical for strongly decaying baryons.

It is convenient to measure time in units of the lifetime  $\tau_0 \cosh \theta$ . Denoting  $\chi \equiv t/(\tau_0 \cosh \theta)$ , we find that special-relativistic decay laws (13.78) for any rapidity  $\theta$  are given by the same universal function  $\omega^{SR}(\chi)$ . This function was calculated for values of  $\chi$  in the interval from 0 to 6 with the step of 0.1. Calculations were performed by direct numerical integration of eq. (13.66) using the *Mathematica* program shown below

```
gamma = 20
```

```
mass = 1000
```

```
theta = 0.0
```

```
Do[Print[(1/0.9375349) Abs[NIntegrate [gamma/(2 Pi) / (gamma^2/4 +(x
- mass)^2) Exp[ I t Sqrt [x^2 + mass^2 (Sinh [theta])^2] Cosh
[theta] / gamma], {x, 900, 1010, 1100, 300000}, MinRecursion -> 3,
MaxRecursion -> 16, PrecisionGoal -> 8, WorkingPrecision -> 18]]^2],
{t, 0.0, 6.0, 0.1}]
```

As expected, function  $\omega^{SR}(\chi)$  (shown by the thick solid line in Fig. 13.5) is very close to the exponent  $e^{-\chi}$ . Next we used eq. (13.66) and the above *Mathematica* program to calculate the decay laws  $\omega_{|0\rangle}(\theta, \chi)$  of moving particles for three values of the rapidity parameter  $\theta$  (`=theta`), namely 0.2, 1.4, and 10.0. These rapidities correspond to velocities of 0.197c, 0.885c, and 0.999999995c, respectively. Our calculations qualitatively confirmed the validity of the special-relativistic time dilation formula (13.78) to the accuracy of better than 0.3%. However, they also revealed important differences  $\omega_{|0\rangle}(\theta, \chi) - \omega^{SR}(\chi)$  which are plotted as thin lines in Fig. 13.5.

The lifetime of the particle *a* considered in our example ( $\tau_0 \approx 2 \times 10^{-22} \text{ s}$ ) is too short to be observed experimentally.<sup>29</sup> So, calculated corrections to

---

<sup>29</sup>Unstable nuclear resonances are identified experimentally by the resonance behavior of the scattering cross-section as a function of the collision energy, rather than by direct measurements of the decay law.

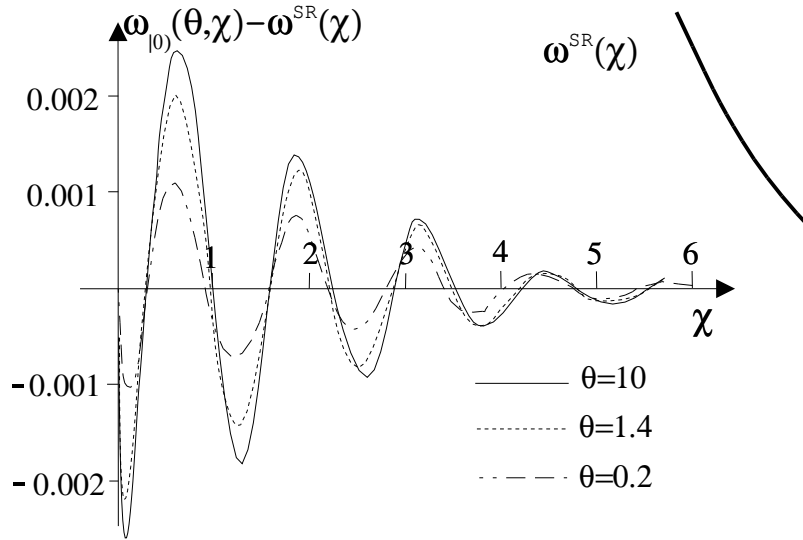


Figure 13.5: Corrections to the Einstein’s “time dilation” formula (J.11) for the decay law of unstable particle moving with the speed  $v = c \tanh \theta$ . Parameter  $\chi$  is time measured in units of  $\tau_0 / \cosh \theta$ .

the Einstein’s time dilation law have only illustrative value. However, from these data we can estimate the magnitude of corrections for particles whose time-dependent decay laws can be measured in a laboratory, e.g., for muons. Taking into account that the magnitude of corrections is roughly proportional to the ratio  $\Gamma/m_a$  [17, 291] and that in our example  $\Gamma/m_a = 0.02$ , we can expect that for muons ( $\Gamma \approx 2 \times 10^{-9} \text{eV}/c^2$ ,  $m_a \approx 105 \text{MeV}/c^2$ ,  $\Gamma/m_a \approx 0.02 \times 10^{-15}$ ) the maximum magnitude of the correction should be about  $2 \times 10^{-18}$  which is much smaller than the precision of modern experiments.<sup>30</sup>

In a broader sense our results indicate that clocks viewed from the moving reference frame do not go exactly  $\cosh \theta$  slower, as special relativity predicts. The exact amount of time dilation depends on the physical makeup of the clock and on interactions responsible for the operation of the clock. However, experimental confirmation of this effect requires a significant improvement of existing experimental techniques.

<sup>30</sup>Most accurate measurements confirm Einstein’s time dilation formula with the precision of only  $10^{-3}$  [293, 294].

### 13.3.2 Decays caused by boosts

Recall that in subsection 6.2.2 we discussed two classes of inertial transformations of observers - *kinematical* and *dynamical*. According to the Postulate 10.2, space translations and rotations are kinematical, while time translations and boosts are dynamical. Kinematical transformations only trivially change the external appearance of the object and do not influence its internal state. The description of kinematical space translations and rotations is a purely geometrical exercise which does not require intricate knowledge of interactions in the physical system. This conclusion is supported by observations of unstable particles: For two observers in different places or with different orientations, the non-decay probability of the particle has exactly the same value.

On the other hand, dynamical transformations depend on interaction and directly affect the internal structure of the observed system.<sup>31</sup> The dynamical effect of time translations on the unstable particle is obvious - the particle decays with time. Then the group structure of inertial transformations inevitably demands that boosts also have a non-trivial dynamical effect on the non-decay probability. However, this rather obvious property is violated in special relativity, where the internal state of the system (i.e., the non-decay probability  $\omega$  in our case) is assumed to be independent on the velocity of the observer.<sup>32</sup> This independence is often believed to be self-evident in discussions of relativistic effects. For example, Polishchuk writes

*Any event that is “seen” in one inertial system is “seen” in all others. For example if observer in one system “sees” an explosion on a rocket then so do all other observers.* R. Polishchuk [295]

Applying this statement to decaying particles, we would expect that different moving observers (independent on their velocities) at the same time measure the same non-decay probability. In particular, at time  $t = 0$  we should have

$$\omega(\theta, 0) = 1 \tag{13.80}$$

for all  $\theta$ . Here we are going to prove that these expectations are incorrect.

---

<sup>31</sup>see subsection 10.3.5

<sup>32</sup>see Appendix J.4

Suppose that special-relativistic eq. (13.80) is valid, i.e., for any  $|\Psi\rangle \in \mathcal{H}_a$  and any  $\theta > 0$ , boost transformations of the observer do not result in decay

$$\begin{aligned} e^{\frac{ic}{\hbar}K_x\theta}|\Psi\rangle &\in \mathcal{H}_a \\ \omega(\theta, 0) &= 1 \end{aligned}$$

Then the subspace  $\mathcal{H}_a$  is invariant under action of boosts  $e^{\frac{ic}{\hbar}K_x\theta}$ , which means that operator  $K_x$  commutes with the projection  $T$  on the subspace  $\mathcal{H}_a$ . Then from the Poincaré commutator (3.57) and  $[T, (P_0)_z] = 0$  it follows by Jacobi identity that

$$\begin{aligned} [T, H] &= \frac{ic^2}{\hbar}[T, [K_x, (P_0)_z]] \\ &= \frac{ic^2}{\hbar}[K_x, [T, (P_0)_x]] - \frac{ic^2}{\hbar}[(P_0)_x, [T, K_x]] \\ &= 0 \end{aligned}$$

which contradicts the fundamental property of unstable states (13.10). This contradiction implies that the state  $e^{\frac{ic}{\hbar}K_x\theta}|\Psi\rangle$  does not correspond to the particle  $a$  with 100% probability. This state must contain contributions from decay products even at  $t = 0$

$$e^{\frac{ic}{\hbar}K_x\theta}|\Psi\rangle \notin \mathcal{H}_a \quad (13.81)$$

$$\omega(\theta, 0) < 1, \text{ for } \theta \neq 0 \quad (13.82)$$

This is the “decay caused by boost”, which implies that special-relativistic equations (J.11) and (13.80) are not accurate, and that boosts of the observer have a non-trivial effect on the internal state of the unstable system.

Assumption (13.80) is often considered to be self-evident. For example, it is common to make the following assertion:

*Flavor is the quantum number that distinguishes the different types of quarks and leptons. It is a Lorentz invariant quantity. For example, an electron is seen as an electron by any observer, never as a muon.* C. Giunti and M. Lavender [78]

Although this statement about the electron is correct (because the electron is a stable particle), it is not true about the muon. According to (13.81) an unstable muon can be seen as a single particle by the observer at rest and as a group of three decay products (an electron, a neutrino  $\nu_\mu$ , and an antineutrino  $\bar{\nu}_e$ ) by the moving observer.

In spite of its fundamental importance, the effect of boosts on the non-decay probability is very small. For example, our rather accurate approximation (13.74) fails to “catch” this effect. Indeed, for  $t = 0$  this formula predicts

$$\begin{aligned}\omega(\theta, 0) &= \int d\mathbf{p} |\psi(\mathbf{p})|^2 \left| \int_{m_b+m_c}^{\infty} dm |\mu(m)|^2 \right|^2 \\ &= 1\end{aligned}$$

instead of the expected  $\omega(\theta, 0) < 1$ .

### 13.3.3 Particle decays in different forms of dynamics

Throughout this section we assumed that interaction responsible for the decay belongs to the Bakamjian-Thomas instant form of dynamics. However, as we saw in subsection 6.3.6, the Bakamjian-Thomas form does not allow separable interactions, so, most likely, this is not the form preferred by nature. Therefore, it is important to calculate decay laws in non-Bakamjian-Thomas instant forms of dynamics as well. Although no such calculations have been done yet, one can say with certainty that there is no form of interaction in which special-relativistic result (13.78) is exactly valid. This follows from the fact that in any instant forms of dynamics boost operators contain interaction terms, so the “decays caused by boosts” (see subsection 13.3.2) - which contradict eq. (13.78) - are always present.

What if the interaction responsible for the decay has a non-instant form? Is it possible that there is a form of dynamics in which Einstein’s time dilation formula (J.11) is exactly true? The answer to this question is *No*. Let us consider, for example, the point form of dynamics.<sup>33</sup> In this case the subspace  $\mathcal{H}_a$  of the unstable particle is invariant with respect to boosts,  $[(K_0)_x, T] = 0$  so there can be no boost-induced decays (13.81). However, we obtain a rather

---

<sup>33</sup>see subsection 6.3.3



surprising relationship between decay laws of the same particle viewed from the moving reference frame  $\omega(\theta, t)$  and from the frame at rest  $\omega(0, t)$ <sup>34</sup>

$$\begin{aligned}
\omega(\theta, t) &= \langle \mathbf{0} | e^{-\frac{i}{\hbar}(K_0)_x c\theta} e^{\frac{i}{\hbar}Ht} T e^{-\frac{i}{\hbar}Ht} e^{\frac{i}{\hbar}(K_0)_x c\theta} | \mathbf{0} \rangle \\
&= \langle \mathbf{0} | e^{-\frac{i}{\hbar}(K_0)_x c\theta} e^{\frac{i}{\hbar}Ht} e^{\frac{i}{\hbar}(K_0)_x c\theta} e^{-\frac{i}{\hbar}(K_0)_x c\theta} T e^{\frac{i}{\hbar}(K_0)_x c\theta} e^{-\frac{i}{\hbar}(K_0)_x c\theta} e^{-\frac{i}{\hbar}Ht} e^{\frac{i}{\hbar}(K_0)_x c\theta} | \mathbf{0} \rangle \\
&= \langle \mathbf{0} | e^{-\frac{i}{\hbar}(K_0)_x c\theta} e^{\frac{i}{\hbar}Ht} e^{\frac{i}{\hbar}(K_0)_x c\theta} T e^{-\frac{i}{\hbar}(K_0)_x c\theta} e^{-\frac{i}{\hbar}Ht} e^{\frac{i}{\hbar}(K_0)_x c\theta} | \mathbf{0} \rangle \\
&= \langle \mathbf{0} | e^{\frac{it}{\hbar}(H \cosh \theta + cP_x \sinh \theta)} T e^{-\frac{it}{\hbar}(H \cosh \theta + cP_x \sinh \theta)} | \mathbf{0} \rangle \\
&= \langle \mathbf{0} | e^{\frac{it}{\hbar}H \cosh \theta} T e^{-\frac{it}{\hbar}H \cosh \theta} | \mathbf{0} \rangle \\
&= \omega(0, t \cosh \theta)
\end{aligned}$$

where the last equality follows from comparison with eq. (13.9). This means that the decay rate in the moving frame is  $\cosh \theta$  times *faster* than that in the rest frame. This is in direct contradiction with experiment.

The point form of dynamics is not acceptable for the description of decays for yet another reason. Due to the interaction-dependence of the total momentum operator (10.33), one should expect decays induced by space translations<sup>35</sup>

$$e^{\frac{i}{\hbar}P_x a} |\Psi\rangle \notin \mathcal{H}_a, \text{ for } a \neq 0 \quad (13.83)$$

Translation- and/or rotation-induced decays are expected in all forms of dynamics (except the instant form). This is in contradiction with our experience, which suggests that the composition of an unstable particle is not affected by these kinematical transformations. Therefore only the instant form of dynamics is appropriate for the description of particle decays.

---

<sup>34</sup>In this derivation we assume that the state of the particle at rest  $|\Psi\rangle$  is an eigenvector of the interacting momentum operator  $\mathbf{P}|\Psi\rangle = 0$ .

<sup>35</sup>compare with subsection 10.2.7



# Chapter 14

## SUMMARY

*Don't worry about people stealing your ideas. If your ideas are any good, you'll have to ram them down people's throats.*

Howard Aiken

In this book we suggested basic ideas of a new approach to relativity and quantum field theory. This approach allows us to unify quantum and relativistic ideas in a non-contradictory way. It provides a foundation for a new theory of electromagnetic interactions of charged particles and photons which is free of ultraviolet divergences, and, in addition to the correct description of scattering and bound states, this theory is capable to predict the time evolution of particles in the region of interaction. In particular, the classical limit of this approach leads to a field-less electrodynamics, which solves a number of paradoxes characteristic to Maxwell's theory. Moreover, a formulation of a consistent quantum theory of gravity becomes possible as well.

Our approach is based on two fundamental physical principles. These principles are not new; we just offered their new interpretations. First is the principle of relativity. In spite of widely held beliefs, this principle implies that the concepts of Minkowski spacetime and manifest covariance are not exact and should be avoided in a rigorous theory. The second principle is that physical systems are made of particles rather than (quantum) fields. The quantum relativistic dynamics of multiparticle states is described by specifying a unitary representation of the Poincaré group in the Fock space. It is

possible to interpret particle interactions in terms of instantaneous position- and momentum-dependent potentials. These potentials can change the number of particles in the system as well.

The theory developed here is based on a few loosely defined postulates scattered throughout the text. In table 14.1 we collect all these postulates in one place for easy reference

Table 14.1: Postulates of relativistic quantum dynamics (RQD)

Reference	Postulate
0.1	Unlimited precision of measurements
1.1	The principle of relativity
1.2	The Poincaré group
2.1	The reproducibility of measurements in some ensembles
2.11 - 2.39	Postulates of quantum logic
6.1	Properties of compound systems
6.3	Cluster separability of interactions
10.2	Instant form of dynamics
8.3	Charge renormalization condition
9.1	Stability of vacuum and one-particle states

Four major advantages of our approach are

- It does not require *effective field theory* arguments, such as strings or Planck-scale space-time “granularity”, in order to explain ultraviolet divergences and renormalization.
- It is simple. Theoretically the RQD approach is not much different from ordinary quantum mechanics, the major difference being the allowance for the processes of particle creation and annihilation. The time evolution, scattering, bound states, etc. can be calculated according to usual rules of quantum mechanics without regularization, renormalization, and other tricks.
- It operates only with observable quantities (particle observables and direct inter-particle interactions) without the use of non-observable bare and virtual particles and fields.

- It goes beyond the  $S$ -matrix description of physical processes and allows us to predict the time evolution and boost transformations of observables.

There are two experimental predictions of the new theory which deserve to be mentioned.

In the framework of RQD we demonstrated that Einstein's special relativity is wrong about the universality of the time dilation effect. It is true that for a moving observer the processes in a physical system at rest appear to run slower. However this slowing-down is not a universal effect as postulated by special relativity, but depends on the physical nature of the process and on involved interactions. We explicitly calculated the effect of "time dilation" on the decay law of an unstable particle observed from a moving reference frame. We found small, but fundamentally important, corrections to the Einstein's time dilation formula. A similar effect (a non-Einsteinian speed dependence of the oscillation period) should be also visible in neutrino oscillation experiments [292]. Unfortunately, the magnitudes of these effects are much smaller than the resolution of modern measuring techniques.

In RQD we also found that electromagnetic interactions between charged particles propagate instantaneously. These direct inter-particle interactions can be observed in experiments as near-field or evanescent "waves". Some recent experimental data can be interpreted as a confirmation of the RQD prediction that evanescent waves propagate superluminally. This action-at-a-distance does not contradict the principle of causality, when the interaction dependence of boosts is properly taken into account. New precise experiments are needed to confirm unambiguously that the speed of propagation of the Coulomb and magnetic forces (=evanescent waves) exceeds the speed of light.

It is important to mention one important disadvantage of the RQD approach to interactions. In the traditional QFT approach, there is a well-defined set of rules (they include, most importantly, the gauge invariance and renormalizability) which allows one to single out a rather narrow class of field-theoretical Lagrangians. Somewhat surprisingly these Lagrangians describe interactions (electro-weak and strong) in a good agreement with experiments. At least, the corresponding  $S$ -matrices can be computed (in principle) in all orders of the perturbation theory. A similar situation is found in general relativity: Einstein's equation for the curvature tensor provides a non-perturbative framework whose predictions agreed with experiments in

all situations studies so far. The RQD approach discards as non-physical the notions of quantum fields and curved space-time. By doing that, RQD also loses the possibility to formulate interaction Hamiltonians non-perturbatively in a closed form. Yes, we can write few low-order terms in RQD Hamiltonians for electromagnetic and gravitational interactions. However, RQD does not provide an algorithm by which higher order terms can be calculated. It appears that two fundamental principles of RQD - the relativistic invariance and cluster separability - are not restrictive enough. There are just too many ways to build relativistic cluster separable theories. Most of these possible theories have nothing to do with physical world. It would be of great interest to find additional physical principles (e.g., some analog of the gauge invariance) that would allow us to limit the number of possible RQD theories, so that, hopefully, only those interaction types are left, which are seen in nature.

**Part III**

**MATHEMATICAL  
APPENDICES**





# Appendix A

## Sets, groups, and vector spaces

### A.1 Sets and mappings

A *mapping*  $f : A \rightarrow B$  from set  $A$  to set  $B$  is a function which associates with any  $a \in A$  a unique element  $b \in B$ . The mapping is *one-to-one* if  $f(a) = f(a') \Rightarrow a = a'$  for all  $a, a' \in A$ . The mapping is *onto* if for any  $b \in B$  there is an  $a \in A$  such that  $f(a) = b$ . The mapping  $f$  is called *bijective* if it is onto and one-to-one. The mapping  $f^{-1} : B \rightarrow A$  inverse to bijection  $f : A \rightarrow B$  (i.e.,  $f^{-1}(f(x)) = x$ ) is also a bijection.

*Direct product*  $A \times B$  of two sets  $A$  and  $B$  is a set of all ordered pairs  $(x, y)$ , where  $x \in A$  and  $y \in B$ .

### A.2 Groups

*Group* is a set where a *product*  $ab$  of any two elements  $a$  and  $b$  is defined. This product is also an element of the group and the following conditions are satisfied:

1. associativity:

$$(ab)c = a(bc) \tag{A.1}$$

2. there is a unique *unit element*  $e$  such that for any  $a$

$$ea = ae = a \tag{A.2}$$

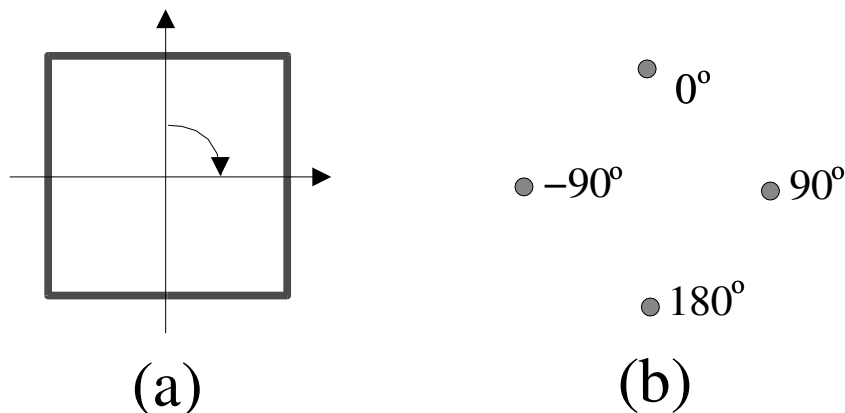


Figure A.1: (a) Square; (b) the group of (rotational) symmetries of the square.

3. for each element  $a$  there is a unique *inverse* element  $a^{-1}$  such that

$$aa^{-1} = a^{-1}a = e \quad (\text{A.3})$$

In many cases a group can be described as a set of transformations preserving certain symmetries. Consider, for example, a square shown in fig. A.1(a) and the set of rotations around its center. There are four special rotations (by the angles  $0^\circ, 90^\circ, 180^\circ, -90^\circ$ ) which transform the square into itself. This set of four elements (see fig. A.1(b)) is the group of symmetries of the square.<sup>1</sup> Apparently,  $0^\circ$  is the unit element of the group. The composition law of rotations leads us to the *multiplication table* A.1 and the *inversion table* A.2 for this simple group.

The group considered above is commutative (or *Abelian*). This means that  $ab = ba$  for any two elements  $a$  and  $b$  in the group. However, this property is not required in the general case. For example, it is easy to see that the group of rotational symmetries of a cube is not Abelian.

<sup>1</sup>Actually, this 4-element group is just a subgroup of the total group of symmetries. (A *subgroup*  $H$  of a group  $G$  is a subset of group elements which is closed with respect to group operations, i.e.,  $e \in H$  and if  $a, b \in H$  then  $ab, ba, a^{-1}, b^{-1} \in H$ .) For example, inversion with respect to the  $x$ -axis also transforms the square into itself. Such inversions cannot be reduced to combinations of rotations, so they do not belong to the subgroup considered here.

Table A.1: Multiplication table for the symmetry group of the square

	$0^\circ$	$90^\circ$	$180^\circ$	$-90^\circ$
$0^\circ$	$0^\circ$	$90^\circ$	$180^\circ$	$-90^\circ$
$90^\circ$	$90^\circ$	$180^\circ$	$-90^\circ$	$0^\circ$
$180^\circ$	$180^\circ$	$-90^\circ$	$0^\circ$	$90^\circ$
$-90^\circ$	$-90^\circ$	$0^\circ$	$90^\circ$	$180^\circ$

Table A.2: Inversion table for the symmetry group of the square

element	inverse element
$0^\circ$	$0^\circ$
$90^\circ$	$-90^\circ$
$180^\circ$	$180^\circ$
$-90^\circ$	$90^\circ$

Group *homomorphism* is a mapping  $h : G_1 \rightarrow G_2$  which preserves group operations. A mapping which is a bijection and a homomorphism at the same time is called *isomorphism*.

### A.3 Vector spaces

A vector space  $H$  is a set of objects (called *vectors* and further denoted by boldface letters  $\mathbf{x}$ ) with two operations: addition of two vectors and multiplication of a vector by *scalars*. In this book we are interested only in vector spaces whose scalars are either complex or real numbers. If  $\mathbf{x}$  and  $\mathbf{y}$  are two vectors and  $a$  and  $b$  are two scalars, then

$$a\mathbf{x} + b\mathbf{y}$$

is also a vector. A vector space forms an Abelian group with respect to vector additions. This means associativity

$$(\mathbf{x} + \mathbf{y}) + \mathbf{z} = \mathbf{x} + (\mathbf{y} + \mathbf{z}),$$

existence of the group unity (denoted by  $\mathbf{0}$  and called *zero vector*)

$$\mathbf{x} + \mathbf{0} = \mathbf{0} + \mathbf{x} = \mathbf{x}$$

and existence of the opposite (additive inverse) element denoted by  $-\mathbf{x}$

$$\mathbf{x} + (-\mathbf{x}) = \mathbf{0},$$

In addition, the following properties are postulated in the vector space:  
The associativity of scalar multiplication

$$a(b\mathbf{x}) = (ab)\mathbf{x}$$

The distributivity of scalar sums:

$$(a + b)\mathbf{x} = a\mathbf{x} + b\mathbf{x}$$

The distributivity of vector sums:

$$a(\mathbf{x} + \mathbf{y}) = a\mathbf{x} + a\mathbf{y}$$

The scalar multiplication identity:

$$1\mathbf{x} = \mathbf{x}$$

We leave it to the reader to prove from these axioms the following useful results for an arbitrary scalar  $a$  and a vector  $\mathbf{x}$

$$\begin{aligned} 0\mathbf{x} &= a\mathbf{0} = \mathbf{0} \\ (-a)\mathbf{x} &= a(-\mathbf{x}) = -(a\mathbf{x}) \\ a\mathbf{x} &= \mathbf{0} \Rightarrow a = 0 \text{ or } \mathbf{x} = \mathbf{0} \end{aligned}$$

An example of a vector space is the set of all columns of  $n$  numbers<sup>2</sup>

---

<sup>2</sup>If  $x_i$  are real (complex) numbers then this vector space is denoted by  $\mathbb{R}^n$  ( $\mathbb{C}^n$ ).

$$\begin{bmatrix} x_1 \\ x_2 \\ \vdots \\ x_n \end{bmatrix}$$

The sum of two columns is

$$\begin{bmatrix} x_1 \\ x_2 \\ \vdots \\ x_n \end{bmatrix} + \begin{bmatrix} y_1 \\ y_2 \\ \vdots \\ y_n \end{bmatrix} = \begin{bmatrix} x_1 + y_1 \\ x_2 + y_2 \\ \vdots \\ x_n + y_n \end{bmatrix}$$

The multiplication of a column by a number  $\lambda$  is

$$\lambda \begin{bmatrix} x_1 \\ x_2 \\ \vdots \\ x_n \end{bmatrix} = \begin{bmatrix} \lambda x_1 \\ \lambda x_2 \\ \vdots \\ \lambda x_n \end{bmatrix}$$

A set of nonzero vectors  $\{\mathbf{x}_i\}$  is called *linearly independent* if from

$$\sum_i a_i \mathbf{x}_i = \mathbf{0}$$

it follows that  $a_i = 0$  for each  $i$ . A set of linearly independent vectors  $\mathbf{x}_i$  is called *basis* if by adding arbitrary nonzero vector  $\mathbf{y}$  to this set it is no longer linearly independent. This means that equation

$$a_0 \mathbf{y} + \sum_i a_i \mathbf{x}_i = \mathbf{0}$$

now has a solution in which not all  $a_0$  and  $a_i$  are zero. First we conclude that  $a_0 \neq 0$ , because otherwise we must have  $a_i = 0$  for all  $i$ . This means that we can express an arbitrary vector  $\mathbf{y}$  as a linear combination of basis vectors

$$\mathbf{y} = - \sum_i \frac{a_i}{a_0} \mathbf{x}_i = \sum_i y_i \mathbf{x}_i \quad (\text{A.4})$$

Note that any vector  $\mathbf{y}$  has unique *components*  $y_i$  with respect to the basis  $\mathbf{x}_i$ . Indeed, suppose we found another set of components  $y'_i$ , so that

$$\mathbf{y} = \sum_i y'_i \mathbf{x}_i \quad (\text{A.5})$$

Then subtracting (A.5) from (A.4) we obtain

$$\mathbf{0} = \sum_i (y'_i - y_i) \mathbf{x}_i$$

and  $y'_i = y_i$  since  $\mathbf{x}_i$  are linearly independent.

The number of vectors in any basis is the same and is called the *dimension* of the vector space  $V$  (denoted  $\dim V$ ). The dimension of the space of  $n$ -member columns is  $n$ . An example of a basis set in this space is given by  $n$  vectors

$$\begin{bmatrix} 1 \\ 0 \\ \vdots \\ 0 \end{bmatrix}, \begin{bmatrix} 0 \\ 1 \\ \vdots \\ 0 \end{bmatrix}, \dots, \begin{bmatrix} 0 \\ 0 \\ \vdots \\ 1 \end{bmatrix}$$

A *linear subspace* is a subset of vectors in  $H$  which is closed with respect to addition and multiplication by scalars. For any set of vectors  $\mathbf{x}_1, \mathbf{x}_2, \dots$  there is a *spanning subspace* (or simply *span*)  $\text{Span}(\mathbf{x}_1, \mathbf{x}_2, \dots)$  which is the set of all linear combinations  $\sum_i a_i \mathbf{x}_i$  with arbitrary coefficients  $a_i$ . A span of a non-zero vector  $\text{Span}(\mathbf{x})$  is also called *ray*.

## Appendix B

# The delta function and useful integrals

The delta function  $\delta(x)$  is defined by the property of the integral

$$\int_{-a}^a f(x)\delta(x)dx = f(0)$$

where  $f(x)$  is any smooth function, and  $a > 0$ . Another useful property is

$$\delta(ax) = \frac{1}{a}\delta(x)$$

The delta function of a vector argument is defined as

$$\delta(\mathbf{r}) = \delta(x)\delta(y)\delta(z)$$

Among different integral representations of  $\delta(\mathbf{r})$  the one used frequently in this book is

$$\frac{1}{(2\pi\hbar)^3} \int e^{\frac{i}{\hbar}\mathbf{k}\mathbf{r}} d\mathbf{k} = \delta(\mathbf{r}) \quad (\text{B.1})$$

Consider integral<sup>1</sup>

$$\begin{aligned}
 I &= \int \frac{d\mathbf{r}}{r} e^{\frac{i}{\hbar} \mathbf{p} \cdot \mathbf{r}} = \int_0^\pi \sin \theta d\theta \int_0^{2\pi} d\phi \int_0^\infty r^2 dr \frac{e^{\frac{i}{\hbar} p r \cos \theta}}{r} = 2\pi \int_{-1}^1 dz \int_0^\infty dr r e^{\frac{i}{\hbar} p r z} \\
 &= 2\pi \hbar \int_0^\infty r dr \frac{e^{\frac{i}{\hbar} p r} - e^{-\frac{i}{\hbar} p r}}{i p r} = \frac{4\pi \hbar}{p} \int_0^\infty dr \sin\left(\frac{p r}{\hbar}\right) \\
 &= \frac{4\pi \hbar^2}{p^2} \int_0^\infty d\rho \sin(\rho) = -\frac{4\pi \hbar^2}{p^2} (\cos(\infty) - \cos(0)) = \frac{4\pi \hbar^2}{p^2} \quad (\text{B.2})
 \end{aligned}$$

We will often meet integral

$$K = \int d\mathbf{x} d\mathbf{y} \frac{e^{\frac{i}{\hbar} (\mathbf{p} \cdot \mathbf{x} + \mathbf{q} \cdot \mathbf{y})}}{|\mathbf{x} - \mathbf{y}|}$$

First we change the integration variables

$$\begin{aligned}
 \mathbf{x} &= \frac{1}{2}(\mathbf{z} + \mathbf{t}) \\
 \mathbf{y} &= \frac{1}{2}(\mathbf{z} - \mathbf{t}) \\
 \mathbf{x} - \mathbf{y} &= \mathbf{t} \\
 \mathbf{x} + \mathbf{y} &= \mathbf{z}
 \end{aligned}$$

The Jacobian of this transformation is

$$\begin{aligned}
 J &\equiv \left| \frac{\partial(\mathbf{x}, \mathbf{y})}{\partial(\mathbf{z}, \mathbf{t})} \right| \\
 &= 1/8
 \end{aligned}$$

---

<sup>1</sup>It is not at all clear why one can set  $\cos(\infty) = 0$  in this derivation. My guess is that when this integral appears in applications one can make an argument that the plane wave  $e^{\frac{i}{\hbar} \mathbf{p} \cdot \mathbf{r}}$  in the integrand does not have an infinite extension. It probably has a smooth damping factor that makes it tend to zero at large values of  $\mathbf{r}$ , so that  $\cos(\infty)$  can be effectively taken as zero.



Then, using integrals (B.1) and (B.2), we obtain

$$K = \frac{1}{8} \int d\mathbf{t} d\mathbf{z} \frac{e^{\frac{i}{2\hbar}(\mathbf{p} \cdot (\mathbf{z} + \mathbf{t}) + \mathbf{q} \cdot (\mathbf{z} - \mathbf{t}))}}{t} \quad (\text{B.3})$$

$$= \frac{1}{8} \int d\mathbf{t} d\mathbf{z} \frac{e^{\frac{i}{2\hbar}(\mathbf{z} \cdot (\mathbf{p} + \mathbf{q}) + \mathbf{t} \cdot (\mathbf{p} - \mathbf{q}))}}{t} \quad (\text{B.4})$$

$$= (2\pi\hbar)^3 \delta(\mathbf{p} + \mathbf{q}) \int d\mathbf{t} \frac{e^{\frac{i}{2\hbar} \mathbf{t} \cdot (\mathbf{p} - \mathbf{q})}}{t} \quad (\text{B.5})$$

$$= \frac{(2\pi\hbar)^6 \delta(\mathbf{p} + \mathbf{q})}{2\pi^2\hbar p^2} \quad (\text{B.6})$$

Other useful integrals are

$$\frac{1}{(2\pi\hbar)^3} \int \frac{d\mathbf{k}}{k^2} e^{\frac{i}{\hbar} \mathbf{k} \cdot \mathbf{r}} = \frac{1}{4\pi\hbar^2 r} \quad (\text{B.7})$$

$$\begin{aligned} \frac{1}{(2\pi\hbar)^3} \int \frac{d\mathbf{k}}{k^2} e^{\frac{i}{\hbar} \mathbf{k} \cdot \mathbf{r}} &= -\frac{i\hbar}{(2\pi\hbar)^3} \frac{\partial}{\partial \mathbf{r}} \int \frac{d\mathbf{k}}{k^2} e^{\frac{i}{\hbar} \mathbf{k} \cdot \mathbf{r}} \\ &= -\frac{i}{4\pi\hbar} \frac{\partial}{\partial \mathbf{r}} \left( \frac{1}{r} \right) \\ &= \frac{i\mathbf{r}}{4\pi\hbar r^3} \end{aligned} \quad (\text{B.8})$$

$$\frac{1}{(2\pi\hbar)^3} \int \frac{d\mathbf{k} \mathbf{q} \cdot [\mathbf{k} \times \mathbf{p}]}{k^2} e^{\frac{i}{\hbar} \mathbf{k} \cdot \mathbf{r}} = \frac{i\mathbf{q} \cdot [\mathbf{r} \times \mathbf{p}]}{4\pi\hbar r^3} \quad (\text{B.9})$$

$$\frac{1}{(2\pi\hbar)^3} \int \frac{d\mathbf{k} (\mathbf{q} \cdot \mathbf{k}) (\mathbf{p} \cdot \mathbf{k})}{k^4} e^{\frac{i}{\hbar} \mathbf{k} \cdot \mathbf{r}} = \frac{1}{8\pi\hbar^2 r} [(\mathbf{q} \cdot \mathbf{p}) - \frac{(\mathbf{q} \cdot \mathbf{r})(\mathbf{p} \cdot \mathbf{r})}{r^2}] \quad (\text{B.10})$$

$$\frac{1}{(2\pi\hbar)^3} \int \frac{d\mathbf{k} (\mathbf{p} \cdot \mathbf{k}) (\mathbf{q} \cdot \mathbf{k})}{k^2} e^{\frac{i}{\hbar} \mathbf{k} \cdot \mathbf{r}} = \frac{1}{4\pi r^3} [(\mathbf{p} \cdot \mathbf{q}) - 3 \frac{(\mathbf{p} \cdot \mathbf{r})(\mathbf{q} \cdot \mathbf{r})}{r^2}] + \frac{1}{3} (\mathbf{p} \cdot \mathbf{q}) \delta(\mathbf{r}) \quad (\text{B.11})$$

$$\frac{1}{(2\pi\hbar)^3} \int \frac{d\mathbf{k}}{k^4} e^{\frac{i}{\hbar} \mathbf{k} \cdot \mathbf{r}} = \mathcal{E} - \frac{r}{8\pi\hbar^4} \quad (\text{B.12})$$

where  $\mathcal{E}$  is an infinite constant (see [58]).

$$\int d\mathbf{r} e^{-a\mathbf{r}^2 + \mathbf{b} \cdot \mathbf{r}} = (\pi/a)^{3/2} e^{\mathbf{b}^2/(4a)} \quad (\text{B.13})$$

**Lemma B.1 (Riemann-Lebesgue [296])** *Fourier image of a smooth function tends to zero at infinity.*

When talking about smooth functions in this book we will presume that these functions are continuous, can be differentiated as many times as needed, and do not contain singularities.

# Appendix C

## Some theorems for orthocomplemented lattices.

From axioms of orthocomplemented lattices<sup>1</sup> one can prove a variety of useful results

### Lemma C.1

$$z \leq x \wedge y \Rightarrow z \leq x \quad (\text{C.1})$$

**Proof.** From 2.11  $x \wedge y \leq x$ , hence  $z \leq x \wedge y \leq x$  and by the transitivity property 2.8 we obtain  $z \leq x$ . ■

### Lemma C.2

$$x \leq y \Leftrightarrow x \wedge y = x \quad (\text{C.2})$$

**Proof.** From  $x \leq y$  and  $x \leq x$  it follows by 2.12 that  $x \leq x \wedge y$ . On the other hand,  $x \wedge y \leq x$  (2.11). Lemma 2.7 then implies  $x \wedge y = x$ . The reverse statement follows from 2.11 written in the form

$$x \wedge y \leq y \quad (\text{C.3})$$

If  $x \wedge y = x$ , then we can substitute the left hand side of (C.3) with  $x$  and obtain the left hand side of eq. (C.2) ■

---

<sup>1</sup>they are summarized in Table 2.1

**Lemma C.3** *For any proposition  $z$*

$$x \leq y \Rightarrow x \wedge z \leq y \wedge z \quad (\text{C.4})$$

**Proof.** This follows from  $x \wedge z \leq x \leq y$  and  $x \wedge z \leq z$  by using Postulate 2.12. ■

One can also prove equations

$$x \wedge x = x \quad (\text{C.5})$$

$$\emptyset \wedge x = \emptyset \quad (\text{C.6})$$

$$\mathcal{I} \wedge x = x \quad (\text{C.7})$$

$$\emptyset^\perp = \mathcal{I} \quad (\text{C.8})$$

which are left as an exercise for the reader.

Proofs of lemmas and theorems for orthocomplemented lattices are facilitated by the following observation: Given an expression with lattice elements we can form a *dual* expression by the following rules:

- 1) change places of  $\wedge$  and  $\vee$  signs;
- 2) change the direction of the implication signs  $\leq$ ;
- 3) change  $\emptyset$  to  $\mathcal{I}$ , and change  $\mathcal{I}$  to  $\emptyset$ .

Then it is easy to see that all axioms in Table 4.1 have the property of *duality*: Each axiom is either self-dual or its dual is also a valid axiom. Therefore, for each logical (in)equality, its dual is also a valid (in)equality. For example, by duality we have from (C.1), (C.2), and (C.4) - (C.8)

$$x \vee y \leq z \Rightarrow x \leq z$$

$$x \leq y \Leftrightarrow x \vee y = y$$

$$y \leq x \Rightarrow y \vee z \leq x \vee z$$

$$x \vee x = x$$

$$\mathcal{I} \vee x = \mathcal{I}$$

$$\emptyset \vee x = x$$

$$\mathcal{I}^\perp = \emptyset$$

# Appendix D

## The rotation group

### D.1 Basics of the 3D space

Let us now consider the familiar 3D position space. This space consists of *points*. We can arbitrarily select one such point  $\mathbf{0}$  and call it *origin*. Then we can draw a *vector*  $\mathbf{a}$  from the origin to any other point in space. We can also define a sum of two vectors by the parallelogram rule (see Fig. D.1) and the multiplication of a vector by a real scalar. There is a natural definition of the length of a vector  $|\mathbf{a}|$  (also denoted by  $a$ ) and the angle  $\alpha(\mathbf{a}, \mathbf{b})$  between two vectors  $\mathbf{a}$  and  $\mathbf{b}$ . Then the *dot product* of two vectors is defined by formula

$$\mathbf{a} \cdot \mathbf{b} = \mathbf{b} \cdot \mathbf{a} = ab \cos \alpha(\mathbf{a}, \mathbf{b}) \quad (\text{D.1})$$

Two non-zero vectors are called *perpendicular* or *orthogonal* if their dot product is zero.

We can build an *orthonormal basis* of 3 mutually perpendicular vectors of unit length  $\mathbf{i}$ ,  $\mathbf{j}$  and  $\mathbf{k}$  along  $x$ ,  $y$ , and  $z$  axes respectively.<sup>1</sup> Then each vector  $\mathbf{a}$  can be represented as a linear combination

$$\mathbf{a} = a_x \mathbf{i} + a_y \mathbf{j} + a_z \mathbf{k}$$

---

<sup>1</sup> Let us agree that the triple of basis vectors  $(\mathbf{i}, \mathbf{j}, \mathbf{k})$  forms a *right-handed system* as shown in Fig. D.1. Such a system is easy to recognize by the following rule of thumb: If we point a corkscrew in the direction of  $\mathbf{k}$  and rotate it in the clockwise direction (from  $\mathbf{i}$  to  $\mathbf{j}$ ), then the corkscrew will move in the direction of vector  $\mathbf{k}$ .

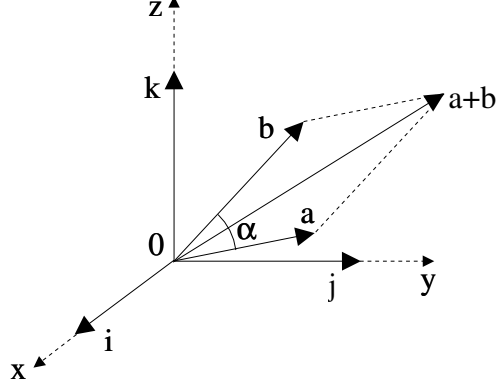


Figure D.1: Some objects in the vector space  $\mathbb{R}^3$ : the origin  $\mathbf{0}$ , the basis vectors  $\mathbf{i}, \mathbf{j}, \mathbf{k}$ , a sum of two vectors  $\mathbf{a} + \mathbf{b}$  via parallelogram rule.

or as a column of its components or *coordinates*<sup>2</sup>

$$\mathbf{a} = \begin{bmatrix} a_x \\ a_y \\ a_z \end{bmatrix}$$

The *transposed* vector can be represented as a row

$$\mathbf{a}^T = [a_x, a_y, a_z]$$

One can easily verify that the dot product (D.1) can be written in several equivalent forms

$$\mathbf{b} \cdot \mathbf{a} = \sum_{i=1}^3 b_i a_i = b_x a_x + b_y a_y + b_z a_z = [b_x, b_y, b_z] \begin{bmatrix} a_x \\ a_y \\ a_z \end{bmatrix} = \mathbf{b}^T \mathbf{a}$$

---

<sup>2</sup>So, physical space can be identified with the vector space  $\mathbb{R}^3$  of all triples of real numbers (see subsection A.3). We will mark vector indices either by letters  $x, y, z$  or by numbers 1,2,3, as convenient.

where  $\mathbf{b}^T \mathbf{a}$  denotes the usual “row by column” product of the row  $\mathbf{b}^T$  and column  $\mathbf{a}$ .

The distance between two points (or vectors)  $\mathbf{a}$  and  $\mathbf{b}$  is defined as  $d = |\mathbf{a} - \mathbf{b}|$ , and the length of the vector  $\mathbf{a}$  can be written as  $a = \sqrt{\mathbf{a} \cdot \mathbf{a}} \equiv \sqrt{\mathbf{a}^2}$ .

## D.2 Scalars and vectors

There are two approaches to rotations, as well as to any inertial transformation: *active* and *passive*. An *active* rotation rotates all objects around the origin while keeping the orientation of basis vectors. A *passive* rotation simply changes the directions of the basis vectors. Unless noted otherwise, we will use the passive representation of rotations.

We call a quantity  $\mathcal{A}$  *3-scalar* if it is not affected by rotations. Denoting  $\mathcal{A}'$  the scalar quantity after rotation we can write

$$\mathcal{A}' = \mathcal{A}$$

Examples of scalars are distances and angles.

Let us now find how rotations change the coordinates of vectors in  $\mathbb{R}^3$ . By definition, rotations preserve the origin and linear combinations of vectors, so the action of a rotation on a column vector can be represented as multiplication by a  $3 \times 3$  matrix  $R$

$$a'_i = \sum_{j=1}^3 R_{ij} a_j \quad (\text{D.2})$$

or in the matrix form

$$\mathbf{a}' = R \mathbf{a} \quad (\text{D.3})$$

$$\mathbf{b}'^T = (R \mathbf{b})^T = \mathbf{b}^T R^T \quad (\text{D.4})$$

where  $R^T$  denotes the *transposed matrix*. The notion of a vector is more general than just an arrow directed to a point in space. We will call any triple of quantities  $\vec{\mathcal{A}} = (\mathcal{A}_x, \mathcal{A}_y, \mathcal{A}_z)$  a *3-vector* if it transforms according to (D.2) under rotation.

### D.3 Orthogonal matrices

Since rotations preserve distances and angles, they also preserve the dot product:

$$\mathbf{b} \cdot \mathbf{a} = \mathbf{b}^T \mathbf{a} = (R\mathbf{b})^T (R\mathbf{a}) = \mathbf{b}^T R^T R \mathbf{a} \quad (\text{D.5})$$

The validity of equation (D.5) for any  $\mathbf{a}$  and  $\mathbf{b}$  implies that rotation matrices satisfy condition

$$R^T R = I \quad (\text{D.6})$$

where  $I$  denotes the unit matrix

$$I = \begin{bmatrix} 1 & 0 & 0 \\ 0 & 1 & 0 \\ 0 & 0 & 1 \end{bmatrix}$$

Multiplying by the inverse matrix  $R^{-1}$  from the right, eq. (D.6) can be also written as

$$R^T = R^{-1} \quad (\text{D.7})$$

This implies a useful property

$$\begin{aligned} R\mathbf{b} \cdot \mathbf{a} &= \mathbf{b}^T R^T \mathbf{a} \\ &= \mathbf{b}^T R^{-1} \mathbf{a} \\ &= \mathbf{b} \cdot R^{-1} \mathbf{a} \end{aligned}$$

In the coordinate notation, condition (D.6) takes the form

$$\sum_{j=1}^3 R_{ij}^T R_{jk} = \sum_{j=1}^3 R_{ji} R_{jk} = \delta_{ik} \quad (\text{D.8})$$

where  $\delta_{ij}$  is the *Kronecker delta symbol*



$$\begin{aligned}\delta_{ij} &= 1 \text{ if } i = j \\ \delta_{ij} &= 0 \text{ if } i \neq j\end{aligned}$$

Matrices satisfying condition (D.7) are called *orthogonal*. Thus, any rotation has a unique representative in the set of orthogonal matrices.

However, not every orthogonal matrix  $R$  corresponds to a rotation. To see that, we can write

$$\begin{aligned}1 &= \det(I) \\ &= \det(R^T R) \\ &= \det(R^T) \det(R) \\ &= (\det(R))^2\end{aligned}$$

which implies that if  $R$  is orthogonal then  $\det(R) = \pm 1$ . Any rotation can be connected by a continuous path with the trivial rotation which is represented, of course, by the unit matrix with unit determinant. Since continuous transformations cannot abruptly change the determinant from 1 to -1, only matrices with

$$\det(R) = 1 \tag{D.9}$$

have a chance to represent rotations.<sup>3</sup> We conclude that rotations are in one-to-one correspondence with orthogonal matrices having a unit determinant.

Let us consider some examples. Any rotation around the  $z$ -axis does not change the  $z$ -component of any vector. The most general matrix satisfying this property can be written as

$$R_z = \begin{bmatrix} a & b & 0 \\ c & d & 0 \\ 0 & 0 & 1 \end{bmatrix}$$

and condition (D.9) is translated to  $ad - bc = 1$ . The inverse matrix is

---

<sup>3</sup>Matrices with  $\det(R) = -1$  describe rotations coupled with inversion (see subsection 1.2.4).

$$R_z^{-1} = \begin{bmatrix} d & -b & 0 \\ -c & a & 0 \\ 0 & 0 & 1 \end{bmatrix}$$

According to the property (D.7) we must have

$$\begin{aligned} a &= d \\ b &= -c \end{aligned}$$

therefore

$$R_z = \begin{bmatrix} a & b & 0 \\ -b & a & 0 \\ 0 & 0 & 1 \end{bmatrix}$$

The condition  $\det(R_z) = a^2 + b^2 = 1$  implies that matrix  $R_z$  depends on one parameter  $\phi$  such that  $a = \cos \phi$  and  $b = \sin \phi$

$$R_z = \begin{bmatrix} \cos \phi & \sin \phi & 0 \\ -\sin \phi & \cos \phi & 0 \\ 0 & 0 & 1 \end{bmatrix} \quad (\text{D.10})$$

Obviously, parameter  $\phi$  is just the rotation angle.<sup>4</sup> For rotations around the  $x$ - and  $y$ -axes we have

$$R_x = \begin{bmatrix} 1 & 0 & 0 \\ 0 & \cos \phi & \sin \phi \\ 0 & -\sin \phi & \cos \phi \end{bmatrix} \quad (\text{D.11})$$

and

$$R_y = \begin{bmatrix} \cos \phi & 0 & -\sin \phi \\ 0 & 1 & 0 \\ \sin \phi & 0 & \cos \phi \end{bmatrix} \quad (\text{D.12})$$

respectively.

---

<sup>4</sup> Note that positive values of  $\phi$  correspond to a clockwise rotation (from  $\mathbf{i}$  to  $\mathbf{j}$ ) of the basis vectors which drives the corkscrew in the positive  $z$ -direction.

## D.4 Invariant tensors

*Tensor* of the second rank<sup>5</sup>  $\mathcal{A}_{ij}$  is a set of 9 quantities which depend on two indices and transform as a vector with respect to each index

$$\mathcal{A}'_{ij} = \sum_{kl=1}^3 R_{ik} R_{jl} \mathcal{A}_{kl} \quad (\text{D.13})$$

Similarly, one can also define tensors of higher *rank*, e.g.,  $\mathcal{A}_{ijk}$ .

There are two *invariant tensors* which play a special role because they have the same components independent on the orientation of the basis vectors. The first invariant tensor is *Kronecker delta*  $\delta_{ij}$ . Its invariance follows from the orthogonality of  $R$ -matrices (D.7).

$$\delta'_{ij} = \sum_{kl=1}^3 R_{ik} R_{jl} \delta_{kl} = \sum_{k=1}^3 R_{ik} R_{jk} = \delta_{ij}$$

Another invariant tensor is the *Levi-Civita symbol*  $\epsilon_{ijk}$ , which is defined as  $\epsilon_{xyz} = \epsilon_{zyx} = \epsilon_{yxz} = -\epsilon_{xzy} = -\epsilon_{yzx} = -\epsilon_{zxy} = 1$ , and all other components of  $\epsilon_{ijk}$  are zero. We show its invariance by applying an arbitrary rotation  $R$  to  $\epsilon_{ijk}$ . Then

$$\begin{aligned} \epsilon'_{ijk} &= \sum_{lmn=1}^3 R_{il} R_{jm} R_{kn} \epsilon_{lmn} \\ &= R_{i1} R_{j2} R_{k3} + R_{i3} R_{j1} R_{k2} + R_{i2} R_{j3} R_{k1} \\ &\quad - R_{i2} R_{j1} R_{k3} - R_{i3} R_{j2} R_{k1} - R_{i1} R_{j3} R_{k2} \end{aligned} \quad (\text{D.14})$$

The right hand side has the following properties:

1. it is equal to zero if any two indices coincide:  $i = j$  or  $i = k$  or  $j = k$ ;
2. it does not change after cyclic permutation of indices  $ijk$ .
3.  $\epsilon'_{123} = \det(R) = 1$ .

---

<sup>5</sup>Scalars and vectors are sometimes called tensors of rank 0 and 1, respectively.

So, the right hand side of (D.14) has the same components as  $\epsilon_{ijk}$ .

$$\epsilon'_{ijk} = \epsilon_{ijk}$$

Using invariant tensors  $\delta_{ij}$  and  $\epsilon_{ijk}$  we can convert between scalar, vector, and tensor quantities, as shown in Table D.1.

Table D.1: Converting between quantities of different rank using invariant tensors

Scalar $S$	$\rightarrow$	$S\delta_{ij}$ (tensor)
Scalar $S$	$\rightarrow$	$S\epsilon_{ijk}$ (tensor)
Vector $V_i$	$\rightarrow$	$\sum_{k=1}^3 \epsilon_{ijk} V_k$ (tensor)
Tensor $T_{ij}$	$\rightarrow$	$\sum_{ij=1}^3 \delta_{ij} T_{ji}$ (scalar)
Tensor $T_{ij}$	$\rightarrow$	$\sum_{jk=1}^3 \epsilon_{ijk} T_{kj}$ (vector)

Using invariant tensors one can also build a scalar or a vector from two independent vectors  $\mathbf{A}$  and  $\mathbf{B}$ . The scalar is constructed by using the Kronecker delta

$$\mathbf{A} \cdot \mathbf{B} = \sum_{ij=1}^3 \delta_{ij} A_i B_j$$

This is the usual dot product. The vector can be constructed using the Levi-Civita tensor

$$[\mathbf{A} \times \mathbf{B}]_i = \sum_{jk=1}^3 \epsilon_{ijk} A_j B_k$$

This vector is called the *cross product* of  $\mathbf{A}$  and  $\mathbf{B}$ . It has the following components

$$\begin{aligned}
[\mathbf{A} \times \mathbf{B}]_x &= A_y B_z - A_z B_y \\
[\mathbf{A} \times \mathbf{B}]_y &= A_z B_x - A_x B_z \\
[\mathbf{A} \times \mathbf{B}]_z &= A_x B_y - A_y B_x
\end{aligned}$$

and properties

$$\begin{aligned}
\mathbf{A} \times \mathbf{B} &= -\mathbf{B} \times \mathbf{A} \\
\mathbf{A} \times [\mathbf{B} \times \mathbf{C}] &= \mathbf{B}(\mathbf{A} \cdot \mathbf{C}) - \mathbf{C}(\mathbf{A} \cdot \mathbf{B})
\end{aligned} \tag{D.15}$$

The *mixed product* is a scalar which can be build from three vectors with the help of the Levi-Civita invariant tensor

$$[\mathbf{A} \times \mathbf{B}] \cdot \mathbf{C} = \sum_{ijk=1}^3 \epsilon_{ijk} A_i B_j C_k$$

Its properties are

$$\begin{aligned}
[\mathbf{A} \times \mathbf{B}] \cdot \mathbf{C} &= [\mathbf{B} \times \mathbf{C}] \cdot \mathbf{A} = [\mathbf{C} \times \mathbf{A}] \cdot \mathbf{B} \\
[\mathbf{A} \times \mathbf{B}] \cdot \mathbf{B} &= 0
\end{aligned} \tag{D.16}$$

## D.5 Vector parameterization of rotations

The matrix representation of rotations (D.2) is useful for describing transformations of vector and tensor components. However, sometimes it is more convenient to characterize rotation in a more physical way by the rotation axis and the rotation angle. In other words, a rotation can be described by a single vector  $\vec{\phi} = \phi_x \mathbf{i} + \phi_y \mathbf{j} + \phi_z \mathbf{k}$ , such that its direction represents the axis of the rotation and its length  $\phi \equiv |\vec{\phi}|$  represents the angle of the rotation. So we can uniquely characterize any rotation by three real numbers  $\{\vec{\phi}\} = \{\phi_x, \phi_y, \phi_z\}$ .<sup>6</sup>

---

<sup>6</sup>This characterization is not unique: there are many vectors describing the same rotation (see subsection 3.2.3).

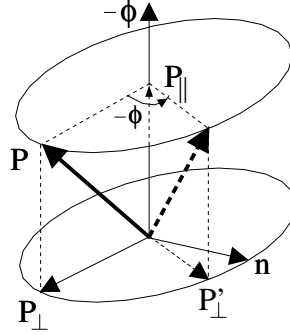


Figure D.2: Transformation of vector components under active rotation through the angle  $-\phi$ .

Let us now make a link between two representations (matrix and vector) of rotations. First, we find the matrix  $R_{\vec{\phi}}$  corresponding to the rotation  $\{\vec{\phi}\}$ . Here it will be convenient to consider the equivalent *active* rotation by the angle  $\{-\vec{\phi}\}$ . Each vector  $\mathbf{P}$  in  $\mathbb{R}^3$  can be decomposed into the part  $\mathbf{P}_{\parallel} = (\mathbf{P} \cdot \frac{\vec{\phi}}{\phi}) \frac{\vec{\phi}}{\phi}$  parallel to the rotation axis and the part  $\mathbf{P}_{\perp} = \mathbf{P} - \mathbf{P}_{\parallel}$  perpendicular to the rotation axis (see Fig. D.2). Rotation does not affect the parallel part of the vector, so after rotation

$$\mathbf{P}'_{\parallel} = \mathbf{P}_{\parallel} \quad (\text{D.17})$$

If  $\mathbf{P}_{\perp} = 0$  then rotation does not change the vector  $\mathbf{P}$  at all. If  $\mathbf{P}_{\perp} \neq 0$ , we denote

$$\mathbf{n} = -\frac{\mathbf{P}_{\perp} \times \vec{\phi}}{\phi}$$

the vector which is orthogonal to both  $\vec{\phi}$  and  $\mathbf{P}_{\perp}$  and is equal to the latter in length. Note that the triple  $(\mathbf{P}_{\perp}, \mathbf{n}, \vec{\phi})$  forms a right-handed system, just like vectors  $(\mathbf{i}, \mathbf{j}, \mathbf{k})$ . Then the result of the passive rotation through the angle  $\vec{\phi}$  in the plane spanned by vectors  $\mathbf{P}_{\perp}$  and  $\mathbf{n}$  is the same as rotation about axis  $\mathbf{k}$  in the plane spanned by vectors  $\mathbf{i}$  and  $\mathbf{j}$ , i.e., is given by the matrix (D.10)

$$\mathbf{P}'_{\perp} = \mathbf{P}_{\perp} \cos \phi + \mathbf{n} \sin \phi \quad (\text{D.18})$$

Combining eqs. (D.17) and (D.18) we obtain

$$\mathbf{P}' = \mathbf{P}'_{\parallel} + \mathbf{P}'_{\perp} = (\mathbf{P} \cdot \frac{\vec{\phi}}{\phi}) \frac{\vec{\phi}}{\phi} (1 - \cos \phi) + \mathbf{P} \cos \phi - \mathbf{P} \times \frac{\vec{\phi}}{\phi} \sin \phi \quad (\text{D.19})$$

or in the component notation

$$\begin{aligned} P'_x &= (P_x \phi_x + P_y \phi_y + P_z \phi_z) \frac{\phi_x}{\phi^2} (1 - \cos \phi) + P_x \cos \phi - (P_y \phi_z - P_z \phi_y) \frac{\sin \phi}{\phi} \\ P'_y &= (P_x \phi_x + P_y \phi_y + P_z \phi_z) \frac{\phi_y}{\phi^2} (1 - \cos \phi) + P_y \cos \phi - (P_z \phi_x - P_x \phi_z) \frac{\sin \phi}{\phi} \\ P'_z &= (P_x \phi_x + P_y \phi_y + P_z \phi_z) \frac{\phi_z}{\phi^2} (1 - \cos \phi) + P_z \cos \phi - (P_x \phi_y - P_y \phi_x) \frac{\sin \phi}{\phi} \end{aligned}$$

This transformation can be represented in a matrix form.

$$\mathbf{P}' = R_{\vec{\phi}}^{-1} \mathbf{P}$$

where the orthogonal matrix  $R_{\vec{\phi}}$  corresponding to the rotation  $\{\vec{\phi}\}$  has the following matrix elements

$$(R_{\vec{\phi}})_{ij} = \cos \phi \delta_{ij} + \sum_{k=1}^3 \phi_k \epsilon_{ijk} \frac{\sin \phi}{\phi} + \phi_i \phi_j \frac{1 - \cos \phi}{\phi^2}$$

$$\begin{aligned} &R_{\vec{\phi}} \\ &= \begin{bmatrix} \cos \phi + n_x^2 (1 - \cos \phi) & n_x n_y (1 - \cos \phi) - n_z \sin \phi & n_x n_z (1 - \cos \phi) + n_y \sin \phi \\ n_x n_y (1 - \cos \phi) + n_z \sin \phi & \cos \phi + n_y^2 (1 - \cos \phi) & n_y n_z (1 - \cos \phi) - n_x \sin \phi \\ n_x n_z (1 - \cos \phi) - n_y \sin \phi & n_y n_z (1 - \cos \phi) + n_x \sin \phi & \cos \phi + n_z^2 (1 - \cos \phi) \end{bmatrix} \end{aligned} \quad (\text{D.20})$$

where  $\mathbf{n} = \frac{\vec{\phi}}{\phi}$ .

Inversely, let us start from an arbitrary orthogonal matrix  $R_{\vec{\phi}}$  and try to find the corresponding rotation vector  $\vec{\phi}$ . Obviously, this vector is not changed by the transformation  $R_{\vec{\phi}}$ , so

$$R_{\vec{\phi}}\vec{\phi} = \vec{\phi}$$

which means that  $\vec{\phi}$  is eigenvector of the matrix  $R_{\vec{\phi}}$  with eigenvalue 1. Each orthogonal  $3 \times 3$  matrix has eigenvalues  $(1, e^{i\phi}, e^{-i\phi})$ ,<sup>7</sup> so that eigenvalue 1 is not degenerate. Then the direction of the vector  $\vec{\phi}$  is uniquely specified. Now we need to find the length of this vector, i.e., the rotation angle  $\phi$ . The trace of the matrix  $R_{\vec{\phi}}$  is given by the sum of its eigenvalues

$$\begin{aligned} \text{Tr}(R_{\vec{\phi}}) &= 1 + e^{i\phi} + e^{-i\phi} \\ &= 1 + 2 \cos \phi \end{aligned}$$

Therefore, we can define the function  $\vec{\Phi}(R_{\vec{\phi}}) = \vec{\phi}$  (which maps from the set of rotation matrices to corresponding rotation angles) by the following rules:

- the direction of the rotation vector  $\vec{\phi}$  coincides with the direction of the eigenvector of  $R_{\vec{\phi}}$  with eigenvalue 1;
- the length of the rotation angle  $\phi$  is given by

$$\phi = \cos^{-1} \frac{\text{Tr}(R_{\vec{\phi}}) - 1}{2} \quad (\text{D.21})$$

As expected, this formula is basis-independent (see Lemma F.7).

## D.6 Group properties of rotations

One can see that rotations form a group. If we perform rotation  $\{\vec{\phi}_1\}$  followed by rotation  $\{\vec{\phi}_2\}$ , then the resulting transformation preserves the origin, the linear combinations of vectors and their dot product, so it is another rotation.

---

<sup>7</sup>One can check this result with the explicit representation (D.20)



The identity element in the rotation group is the rotation through zero angle  $\{\vec{0}\}$  which leaves all vectors intact and is represented by the unit matrix  $R_{\vec{0}} = I$ . For each rotation  $\{\vec{\phi}\}$  there exists an opposite (or inverse) rotation  $\{-\vec{\phi}\}$  such that

$$\{-\vec{\phi}\}\{\vec{\phi}\} = \{\vec{0}\}$$

The inverse rotation is represented by the inverse matrix  $R_{-\vec{\phi}} = R_{\vec{\phi}}^{-1} = R_{\vec{\phi}}^T$ . The *associativity law*

$$\{\vec{\phi}_1\}(\{\vec{\phi}_2\}\{\vec{\phi}_3\}) = (\{\vec{\phi}_1\}\{\vec{\phi}_2\})\{\vec{\phi}_3\}$$

follows from the associativity of the matrix product.

Rotations about different axes do not commute. However, two rotations  $\{\phi\vec{n}\}$  and  $\{\psi\vec{n}\}$  about the same axis<sup>8</sup> do commute. Moreover, our choice of the vector parameterization of rotations leads to the following important relationship

$$R_{\phi\vec{n}}R_{\psi\vec{n}} = R_{\psi\vec{n}}R_{\phi\vec{n}} = R_{(\phi+\psi)\vec{n}} \quad (\text{D.22})$$

For example, considering two rotations around  $z$ -axis we can write

$$\begin{aligned} R_{(0,0,\phi)}R_{(0,0,\psi)} &= \begin{bmatrix} \cos \phi & \sin \phi & 0 \\ -\sin \phi & \cos \phi & 0 \\ 0 & 0 & 1 \end{bmatrix} \begin{bmatrix} \cos \psi & \sin \psi & 0 \\ -\sin \psi & \cos \psi & 0 \\ 0 & 0 & 1 \end{bmatrix} \\ &= \begin{bmatrix} \cos(\phi + \psi) & \sin(\phi + \psi) & 0 \\ -\sin(\phi + \psi) & \cos(\phi + \psi) & 0 \\ 0 & 0 & 1 \end{bmatrix} \\ &= R_{(0,0,\phi+\psi)} \end{aligned}$$

We will say that rotations about the same axis form an *one-parameter subgroup* of the rotation group.

---

<sup>8</sup> $\vec{n}$  is a unit vector.

## D.7 Generators of rotations

Rotations in the vicinity of the unit element, can be represented as Taylor series<sup>9</sup>

$$\{\vec{\theta}\} = 1 + \sum_{i=1}^3 \theta^i t_i + \frac{1}{2} \sum_{ij=1}^3 \theta^i \theta^j t_{ij} + \dots$$

At small values of  $\theta$  we have simply

$$\{\vec{\theta}\} \approx 1 + \sum_{i=1}^3 \theta^i t_i$$

Quantities  $t_i$  are called *generators* or *infinitesimal rotations*. Generators can be formally represented as derivatives of elements in one-parameter subgroups with respect to parameters  $\theta_i$ , e.g.,

$$t_i = \lim_{\vec{\theta} \rightarrow 0} \frac{d}{d\theta^i} \{\vec{\theta}\}$$

For example, in the matrix notation, the generator of rotations around the  $z$ -axis is given by the matrix

$$\mathcal{J}_z = \lim_{\phi \rightarrow 0} \frac{d}{d\phi} R_z(\phi) = \lim_{\phi \rightarrow 0} \frac{d}{d\phi} \begin{bmatrix} \cos \phi & \sin \phi & 0 \\ -\sin \phi & \cos \phi & 0 \\ 0 & 0 & 1 \end{bmatrix} = \begin{bmatrix} 0 & 1 & 0 \\ -1 & 0 & 0 \\ 0 & 0 & 0 \end{bmatrix} \quad (\text{D.23})$$

Similarly, for generators of rotations around  $x$ - and  $y$ -axes we obtain from (D.11) and (D.12)

$$\mathcal{J}_x = \begin{bmatrix} 0 & 0 & 0 \\ 0 & 0 & 1 \\ 0 & -1 & 0 \end{bmatrix} \quad (\text{D.24})$$

---

<sup>9</sup>Here we denote  $1 \equiv \{\vec{0}\}$  the identity element of the group.

and

$$\mathcal{J}_y = \begin{bmatrix} 0 & 0 & -1 \\ 0 & 0 & 0 \\ 1 & 0 & 0 \end{bmatrix} \quad (\text{D.25})$$

Using the additivity property (D.22) we can express general rotation  $\{\vec{\theta}\}$  as exponential function of generators

$$\begin{aligned} \{\vec{\theta}\} &= \lim_{N \rightarrow \infty} \left\{ N \frac{\vec{\theta}}{N} \right\} \\ &= \lim_{N \rightarrow \infty} \left\{ \frac{\vec{\theta}}{N} \right\}^N \\ &= \lim_{N \rightarrow \infty} \left( 1 + \sum_{i=1}^3 \frac{\theta^a}{N} t_i \right)^N \\ &= \exp \left( \sum_{i=1}^3 \theta^i t_i \right) \end{aligned} \quad (\text{D.26})$$

Let us verify this formula in the case of a rotation around the  $z$ -axis

$$\begin{aligned} e^{\mathcal{J}_z \phi} &= 1 + \phi \mathcal{J}_z + \frac{1}{2!} \phi^2 \mathcal{J}_z^2 + \dots \\ &= \begin{bmatrix} 1 & 0 & 0 \\ 0 & 1 & 0 \\ 0 & 0 & 1 \end{bmatrix} + \begin{bmatrix} 0 & \phi & 0 \\ -\phi & 0 & 0 \\ 0 & 0 & 0 \end{bmatrix} + \begin{bmatrix} -\frac{\phi^2}{2} & 0 & 0 \\ 0 & -\frac{\phi^2}{2} & 0 \\ 0 & 0 & 0 \end{bmatrix} + \dots \\ &= \begin{bmatrix} 1 - \frac{\phi^2}{2} + \dots & \phi + \dots & 0 \\ -\phi + \dots & 1 - \frac{\phi^2}{2} + \dots & 0 \\ 0 & 0 & 1 \end{bmatrix} \\ &= \begin{bmatrix} \cos \phi & \sin \phi & 0 \\ -\sin \phi & \cos \phi & 0 \\ 0 & 0 & 1 \end{bmatrix} \\ &= R_z \end{aligned}$$

Exponent of any linear combination of generators  $t_i$  also results in an orthogonal matrix with unit determinant, i.e., represents a rotation. Therefore, objects  $t_i$  form a basis in the vector space of generators of the rotation

group. This vector space is referred to as the Lie algebra of the rotation group. General properties of Lie algebras will be discussed in Appendix E.2.

# Appendix E

## Lie groups and Lie algebras

### E.1 Lie groups

In general, a group<sup>1</sup> can be thought of as a set of points with a multiplication law such that the “product” of two points gives you the third point. In addition, there is an inversion law that map each point to the “inverse” point. For some groups the corresponding sets of points are discrete. The symmetry groups of molecules and crystals are good examples of discrete groups. Here we would like to discuss a special class of groups that are called *Lie groups*.<sup>2</sup> The characteristic feature of a Lie group is that its set of points is continuous and smooth and that multiplication and inversion laws are described by smooth functions. This set of points can be visualized as a multi-dimensional “hypersurface” and it is called the *group manifold*.

We saw in the Appendix D.5 and in subsection 3.2.3 that elements of the rotation group are in isomorphic correspondence with points  $\vec{\phi}$  in a certain topological space or smooth manifold. The multiplication and inversion laws define two smooth mappings between points in this space. Thus, the rotation group is an example of a Lie group. Similar to the rotation group, elements in a general *Lie group* can be parameterized by  $n$  continuous parameters  $\theta_i$ , where  $n$  is the dimension of the Lie group. We will join these parameters in one  $n$ -dimensional “vector”  $\vec{\theta}$  and denote a general group element as  $\{\vec{\theta}\} = \{\theta_1, \theta_2, \dots, \theta_n\}$ , so that the group multiplication and inversion laws are smooth

---

<sup>1</sup>see subsection A.2

<sup>2</sup> Lie groups and algebras were named after Norwegian mathematician Sophus Lie who first developed their theory.

functions of these parameters.

It appears that similar to the rotation group, in a general Lie group it is also possible to choose the parameterization  $\{\theta_1, \theta_2, \dots, \theta_n\}$  such that the following properties are satisfied

- the unit element has parameters  $(0, 0, \dots, 0)$ ;
- $\{\vec{\theta}\}^{-1} = \{-\vec{\theta}\}$ ;
- if elements  $\{\vec{\psi}\}$  and  $\{\vec{\phi}\}$  belong to the same one-parameter subgroup, then

$$\{\vec{\psi}\}\{\vec{\phi}\} = \{\vec{\psi} + \vec{\phi}\}$$

We will always assume that group parameters satisfy these properties. Then, similar to what we did in subsection D.7 for the rotation group, we can introduce *infinitesimal transformations* or *generators*  $t_a$  ( $a = 1, 2, \dots, n$ ) for a general Lie group and express group elements in the vicinity of the unit element as exponential functions of generators<sup>3</sup>

$$\begin{aligned} \{\vec{\theta}\} &= \exp\left(\sum_{a=1}^n \theta^a t_a\right) \\ &= 1 + \sum_{a=1}^n \theta^a t_a + \frac{1}{2} \sum_{bc=1}^n \theta^b \theta^c t_{bc} + \dots \end{aligned} \quad (\text{E.1})$$

Let us introduce function  $\vec{g}(\vec{\zeta}, \vec{\xi})$  which associates with two points  $\vec{\zeta}$  and  $\vec{\xi}$  in the group manifold a third point  $\vec{g}(\vec{\zeta}, \vec{\xi})$  according to the group multiplication law, i.e.,

$$\{\vec{\zeta}\}\{\vec{\xi}\} = \{\vec{g}(\vec{\zeta}, \vec{\xi})\} \quad (\text{E.2})$$

Function  $\vec{g}(\vec{\zeta}, \vec{\xi})$  must satisfy conditions

---

<sup>3</sup> $t_{bc}$  are “second degree” generators, whose exact form is not relevant for our derivation

$$\begin{aligned}\vec{g}(\vec{0}, \vec{\theta}) &= \vec{g}(\vec{\theta}, \vec{0}) = \vec{\theta} \\ \vec{g}(\vec{\theta}, -\vec{\theta}) &= \vec{0}\end{aligned}\tag{E.3}$$

which follow from the property (A.2) of the unit element and property (A.3) of the inverse element. To ensure agreement with eq. (E.3), the Taylor expansion of  $\vec{g}$  up to the 2nd order in parameters must look like

$$g^a(\vec{\zeta}, \vec{\xi}) = \zeta^a + \xi^a + \sum_{bc=1}^n f_{bc}^a \xi^b \zeta^c + \dots\tag{E.4}$$

where  $f_{bc}^a$  are real coefficients. Now we substitute expansions (E.1) and (E.4) into (E.2)

$$\begin{aligned}& (1 + \sum_{a=1}^n \xi^a t_a + \frac{1}{2} \sum_{bc=1}^n \xi^b \xi^c t_{bc} + \dots)(1 + \sum_{a=1}^n \zeta^a t_a + \frac{1}{2} \sum_{bc=1}^n \zeta^b \zeta^c t_{bc} + \dots) \\ &= 1 + \sum_{a=1}^n (\zeta^a + \xi^a + \sum_{bc=1}^n f_{bc}^a \xi^b \zeta^c + \dots) t_a + \frac{1}{2} \sum_{ab=1}^n (\zeta^a + \xi^a + \dots)(\zeta^b + \xi^b + \dots) t_{ab} + \dots\end{aligned}$$

Factors multiplying  $1, \zeta, \xi, \zeta^2, \xi^2$  are exactly the same on both sides of this equation, but the factor of  $\xi\zeta$  produces a non-trivial condition

$$\frac{1}{2}(t_{bc} + t_{cb}) = t_b t_c - \sum_{a=1}^n f_{bc}^a t_a$$

The left hand side is symmetric with respect to the interchange of indices  $b$  and  $c$ . Therefore the right hand side must be symmetric as well

$$t_b t_c - \sum_{a=1}^n f_{bc}^a t_a - t_c t_b + \sum_{a=1}^n f_{cb}^a t_a = 0\tag{E.5}$$

If we define the *commutator* of two generators by formula

$$[t_b, t_c] \equiv t_b t_c - t_c t_b$$

then, according to (E.5), this commutator is a linear combination of generators

$$[t_b, t_c] = \sum_{a=1}^n C_{bc}^a t_a \quad (\text{E.6})$$

where real parameters  $C_{bc}^a = f_{bc}^a - f_{cb}^a$  are called *structure constants* of the Lie group.

**Theorem E.1** *Generators of a Lie group satisfy the Jacobi identity*

$$[t_a, [t_b, t_c]] + [t_b, [t_c, t_a]] + [t_c, [t_a, t_b]] = 0 \quad (\text{E.7})$$

**Proof.** Let us first write the associativity law (A.1) in the form<sup>4</sup>

$$\begin{aligned} 0 &= g^a(\vec{\zeta}, \vec{g}(\vec{\xi}, \vec{\eta})) - g^a(\vec{g}(\vec{\zeta}, \vec{\xi}), \vec{\eta}) \\ &= \zeta^a + g^a(\vec{\xi}, \vec{\eta}) + f_{bc}^a \zeta^b g^c(\vec{\xi}, \vec{\eta}) - g^a(\vec{\zeta}, \vec{\xi}) - \eta^a - f_{bc}^a g^b(\vec{\zeta}, \vec{\xi}) \eta^c \\ &= \zeta^a + \xi^a + \eta^a + f_{bc}^a \xi^b \eta^c + f_{bc}^a \zeta^b (\xi^c + \eta^c + f_{xy}^c \xi^x \eta^y) \\ &\quad - \zeta^a - \xi^a - f_{xy}^a \zeta^x \xi^y - \eta^a - f_{bc}^a (\zeta^b + \xi^b + f_{xy}^b \zeta^x \xi^y) \eta^c \\ &= f_{bc}^a \xi^b \eta^c + f_{bc}^a \zeta^b \xi^c + f_{bc}^a \zeta^b \eta^c + f_{bc}^a f_{xy}^c \zeta^b \xi^x \eta^y \\ &\quad - f_{xy}^a \zeta^x \xi^y - f_{bc}^a \eta^c \zeta^b - f_{bc}^a \eta^c \xi^b - f_{bc}^a f_{xy}^b \eta^c \zeta^x \xi^y \\ &= f_{bc}^a f_{xy}^c \zeta^b \xi^x \eta^y - f_{bc}^a f_{xy}^b \zeta^x \xi^y \eta^c \\ &= (f_{bc}^a f_{xy}^c - f_{cy}^a f_{bx}^c) \zeta^b \xi^x \eta^y \end{aligned}$$

Since elements  $\{\vec{\zeta}\}$ ,  $\{\vec{\xi}\}$ , and  $\{\vec{\eta}\}$  are arbitrary, this implies

$$f_{kl}^c f_{bc}^a - f_{bk}^c f_{cl}^a = 0 \quad (\text{E.8})$$

Now let us turn to the left hand side of the Jacobi identity (E.7)

---

<sup>4</sup>The burden of writing summation signs becomes unbearable at this point, so we will adopt here the Einstein's summation rule which allows us to drop the summation signs and assume that summations are performed over all pairs of repeating indices.



$$\begin{aligned}
& [t_a, [t_b, t_c]] + [t_b, [t_c, t_a]] + [t_c, [t_a, t_b]] \\
&= [t_a, C_{bc}^x t_x] + [t_b, C_{ca}^x t_x] + [t_c, C_{ab}^x t_x] \\
&= (C_{bc}^x C_{ax}^y + C_{ca}^x C_{bx}^y + C_{ab}^x C_{cx}^y) t_y
\end{aligned}$$

The expression in parentheses is

$$\begin{aligned}
& (-f_{bc}^x + f_{cb}^x)(-f_{ax}^y + f_{xa}^y) + (-f_{ca}^x + f_{ac}^x)(-f_{bx}^y + f_{xb}^y) + (-f_{ab}^x + f_{ba}^x)(-f_{cx}^y + f_{xc}^y) \\
&= f_{bc}^x f_{ax}^y - f_{bc}^x f_{xa}^y - f_{cb}^x f_{ax}^y + f_{cb}^x f_{xa}^y + f_{ca}^x f_{bx}^y - f_{ca}^x f_{xb}^y \\
&\quad - f_{ac}^x f_{bx}^y + f_{ac}^x f_{xb}^y + f_{ab}^x f_{cx}^y - f_{ab}^x f_{xc}^y - f_{ba}^x f_{cx}^y + f_{ba}^x f_{xc}^y \\
&= (f_{bc}^x f_{ax}^y - f_{ab}^x f_{xc}^y) + (-f_{bc}^x f_{xa}^y + f_{ca}^x f_{bx}^y) + (-f_{cb}^x f_{ax}^y + f_{ac}^x f_{xb}^y) \\
&\quad + (f_{cb}^x f_{xa}^y - f_{ba}^x f_{cx}^y) + (f_{ab}^x f_{cx}^y - f_{ca}^x f_{xb}^y) + (-f_{ac}^x f_{bx}^y + f_{ba}^x f_{xc}^y)
\end{aligned} \tag{E.9}$$

According to (E.8) all terms in parentheses on the right hand side of (E.9) are zero which proves the theorem. ■

## E.2 Lie algebras

*Lie algebra* is a vector space over real numbers  $\mathbb{R}$  with the additional operation of the *Lie bracket*. This operation is denoted  $[A, B]$  and it maps two vectors  $A$  and  $B$  to a third vector. The Lie bracket satisfies the following set of conditions

$$\begin{aligned}
[A, B] &= -[B, A] \\
[A, B + C] &= [A, B] + [A, C] \\
[A, \lambda B] &= [\lambda A, B] = \lambda[A, B], \text{ for any } \lambda \in \mathbb{R} \\
0 &= [A, [B, C]] + [B, [C, A]] + [C, [A, B]]
\end{aligned} \tag{E.10}$$

From our discussion in the preceding subsection it is clear that generators of a Lie group form a Lie algebra. Consider, for example, the group of rotations. In the matrix representation, the generators are linear combinations

of matrices (D.23) - (D.25), i.e., they are arbitrary antisymmetric matrices satisfying  $A^T = -A$ . The commutator is represented by<sup>5</sup>

$$[A, B] = AB - BA$$

which is also an antisymmetric matrix, because

$$\begin{aligned} (AB - BA)^T &= B^T A^T - A^T B^T \\ &= BA - AB \\ &= -(AB - BA) \end{aligned}$$

We will frequently use the following property of commutators in the matrix representation

$$\begin{aligned} [A, BC] &= ABC - BCA \\ &= ABC - BAC + BAC - BCA \\ &= (AB - BA)C + B(AC - CA) \\ &= [A, B]C + B[A, C] \end{aligned} \tag{E.11}$$

The structure constants of the Lie algebra of the rotation group can be obtained by direct calculation from explicit expressions (D.23) - (D.25)

$$\begin{aligned} [\mathcal{J}_x, \mathcal{J}_y] &= \mathcal{J}_z \\ [\mathcal{J}_x, \mathcal{J}_z] &= -\mathcal{J}_y \\ [\mathcal{J}_y, \mathcal{J}_z] &= \mathcal{J}_x \end{aligned}$$

which can be written more compactly as

$$[\mathcal{J}_i, \mathcal{J}_j] = \sum_{k=1}^3 \epsilon_{ijk} \mathcal{J}_k$$

---

<sup>5</sup>Note that this representation of the Lie bracket as a difference of two products can be used only when the generators are identified with matrices. This formula (as well as (E.11)) does not apply to abstract Lie algebras, because the product of two elements  $AB$  is not defined there.

In the vicinity of the unit element, any group element can be represented as exponent  $\exp(x)$  of a Lie algebra element  $x$  (see eq. (E.1)). As product of two group elements is another group element, we must have for any  $x$  and  $y$  from the Lie algebra

$$\exp(x) \exp(y) = \exp(z) \quad (\text{E.12})$$

where  $z$  is also an element from the Lie algebra. Then there should exist a mapping in the Lie algebra which associates with any two elements  $x$  and  $y$  a third element  $z$ , such that eq. (E.12) is satisfied.

The Baker-Campbell-Hausdorff theorem [297] gives us the explicit form of this mapping

$$\begin{aligned} z = & x + y + \frac{1}{2}[x, y] + \frac{1}{12}[[x, y], y] + \frac{1}{12}[[y, x], x] \\ & + \frac{1}{24}[[[y, x], x], y] - \frac{1}{720}[[[[x, y], y], y], y] + \frac{1}{360}[[[[x, y], y], y], x] \\ & + \frac{1}{360}[[[[y, x], x], x], y] - \frac{1}{120}[[[[x, y], y], x], y] - \frac{1}{120}[[[[y, x], x], y], x] \dots \end{aligned}$$

This means that commutation relations in the Lie algebra contain full information about the group multiplication law in the vicinity of the unit element. In many cases, it is much easier to deal with generators and their commutators than directly with group elements and their multiplication law.

In applications one often finds useful the following identity

$$\exp(ax)y \exp(-ax) = y + a[x, y] + \frac{a^2}{2!}[x, [x, y]] + \frac{a^3}{3!}[x, [x, [x, y]]] \dots \quad (\text{E.13})$$

where  $a \in \mathbb{R}$ . This formula can be proved by noticing that both sides are solutions of the same differential operator equation

$$\frac{dy(a)}{da} = [x, y(a)] \quad (\text{E.14})$$

with the same initial condition  $y(a) = y$ .

There is a unique Lie algebra  $A_G$  corresponding to each Lie group  $G$ . However, there are many groups with the same Lie algebra. These groups

have the same structure in the vicinity of the unit element, but their global topological properties are different.

A Lie *subalgebra*  $B$  of a Lie algebra  $A$  is a subspace in  $A$  which is closed with respect to commutator, i.e., if  $x, y \in B$ , then  $[x, y] \in B$ . If  $H$  is a subgroup of a Lie group  $G$ , then its Lie algebra  $A_H$  is a subalgebra of  $A_G$ .

# Appendix F

## The Hilbert space

### F.1 Inner product

The inner product space  $H$  is a complex vector space<sup>1</sup> which has a mapping from ordered pairs of vectors to complex numbers called *inner product*  $[|y\rangle, |x\rangle]$  and satisfying the following properties

$$[|x\rangle, |y\rangle] = [|y\rangle, |x\rangle]^* \quad (\text{F.1})$$

$$[|z\rangle, \alpha|x\rangle + \beta|y\rangle] = \alpha[|z\rangle, |x\rangle] + \beta[|z\rangle, |y\rangle] \quad (\text{F.2})$$

$$[|x\rangle, |x\rangle] \in \mathbb{R} \quad (\text{F.3})$$

$$[|x\rangle, |x\rangle] \geq 0 \quad (\text{F.4})$$

$$[|x\rangle, |x\rangle] = 0 \Leftrightarrow |x\rangle = \mathbf{0} \quad (\text{F.5})$$

where  $\alpha$  and  $\beta$  are scalars. Given inner product we can define the *distance* between two vectors by formula  $d(|x\rangle, |y\rangle) \equiv \sqrt{[|x-y\rangle, |x-y\rangle]}$ .

The inner product space  $H$  is called *complete* if any Cauchy sequence<sup>2</sup> of vectors in  $H$  converges to a vector in  $H$ . Analogously, a subspace in  $H$  is called a *closed subspace* if any Cauchy sequence of vectors belonging to the subspace converges to a vector in this subspace. The *Hilbert space* is simply a complete inner product space.<sup>3</sup>

---

<sup>1</sup> Vectors in  $H$  will be denoted by  $|x\rangle$ .

<sup>2</sup>Cauchy sequence is an infinite sequence of vectors  $|x_i\rangle$  in which the distance between two vectors  $|x_n\rangle$  and  $|x_m\rangle$  tends to zero when their indices tend to infinity  $n, m \rightarrow \infty$ .

<sup>3</sup>The notions of completeness and closedness are rather technical. Finite dimensional

## F.2 Orthonormal bases

Two vectors  $|x\rangle$  and  $|y\rangle$  are called *orthogonal* if  $[|x\rangle, |y\rangle] = 0$ . Vector  $|x\rangle$  is called *unimodular* if  $[|x\rangle, |x\rangle] = 1$ . In Hilbert space we can consider *orthonormal* bases consisting of mutually orthogonal unimodular vectors  $|e_i\rangle$  which satisfy

$$[|e_i\rangle, |e_j\rangle] = \begin{cases} 1, & \text{if } i = j \\ 0, & \text{if } i \neq j \end{cases}$$

or, using the Kronecker delta symbol

$$[|e_i\rangle, |e_j\rangle] = \delta_{ij} \quad (\text{F.6})$$

Suppose that vectors  $|x\rangle$  and  $|y\rangle$  have components  $x_i$  and  $y_i$ , respectively, in this basis

$$\begin{aligned} |x\rangle &= x_1|e_1\rangle + x_2|e_2\rangle + \dots + x_n|e_n\rangle \\ |y\rangle &= y_1|e_1\rangle + y_2|e_2\rangle + \dots + y_n|e_n\rangle \end{aligned}$$

Then using (F.1), (F.2), and (F.6) we can express the inner product through vector components

$$\begin{aligned} [|x\rangle, |y\rangle] &= (x_1|e_1\rangle + x_2|e_2\rangle + \dots + x_n|e_n\rangle, y_1|e_1\rangle + y_2|e_2\rangle + \dots + y_n|e_n\rangle) \\ &= x_1^*y_1 + x_2^*y_2 + \dots + x_n^*y_n \\ &= \sum_i x_i^*y_i \end{aligned}$$

---

inner product spaces are always complete, and their subspaces are always closed. Although in quantum mechanics we normally deal with infinite-dimensional spaces, most properties having relevance to physics do not depend on the number of dimensions. So, we will ignore the difference between finite- and infinite-dimensional spaces and freely use finite  $n$ -dimensional examples in our proofs and demonstrations. In particular, we will tacitly assume that every subspace  $A$  is closed or forced to be closed by adding all vectors which are limits of Cauchy sequences in  $A$ .

### F.3 Bra and ket vectors

The notation  $[|x\rangle, |y\rangle]$  for the inner product is rather cumbersome. We will use instead a more convenient *bra-ket* formalism suggested by Dirac which greatly simplifies manipulations with objects in the Hilbert space. Let us call vectors in the Hilbert space *ket* vectors. We define a *linear functional*  $\langle f| : H \rightarrow \mathbb{C}$  as a function (denoted by  $\langle f|x\rangle$ ) which maps each ket vector  $|x\rangle$  in  $H$  to a complex number in such a way that linearity is preserved, i.e.

$$\langle f|\alpha x + \beta y\rangle = \alpha\langle f|x\rangle + \beta\langle f|y\rangle$$

where  $|\alpha x + \beta y\rangle$  is a shorthand notation for  $\alpha|x\rangle + \beta|y\rangle$ . Since any linear combination  $\alpha\langle f| + \beta\langle g|$  of functionals  $\langle f|$  and  $\langle g|$  is again a functional, then all functionals form a vector space (denoted  $H^*$ ). The vectors in  $H^*$  will be called *bra* vectors. We can define an inner product in  $H^*$  so that it becomes a Hilbert space. To do that, let us choose an orthonormal basis  $|e_i\rangle$  in  $H$ . Then each functional  $\langle f|$  defines a set of complex numbers  $f_i$  which are values of this functional on the basis vectors

$$f_i = \langle f|e_i\rangle$$

These numbers define the functional uniquely, i.e., if two functionals  $\langle f|$  and  $\langle g|$  are different, then their values are different for at least one basis vector  $|e_k\rangle$ :  $f_k \neq g_k$ .<sup>4</sup> Now we can define the inner product of bra vectors  $\langle f|$  and  $\langle g|$  by formula

$$[\langle f|, \langle g|] = \sum_i f_i g_i^*$$

and verify that it satisfies all properties of the inner product listed in (F.1) - (F.5). The Hilbert space  $H^*$  is called a *dual* of the Hilbert space  $H$ . Note that each vector  $|y\rangle$  in  $H$  defines a unique linear functional  $\langle y|$  in  $H^*$  by formula

$$\langle y|x\rangle = [|y\rangle, |x\rangle]$$

---

<sup>4</sup> Otherwise, using linearity we would be able to prove that the values of functionals  $\langle f|$  and  $\langle g|$  are equal on all vectors in  $H$ , i.e.,  $\langle f| = \langle g|$ .

for each  $|x\rangle \in H$ . This bra vector  $\langle y|$  will be called the dual of the ket vector  $|y\rangle$ . Eq. (F.7) tells us that in order to calculate the inner product of  $|y\rangle$  and  $|x\rangle$  we should find the bra vector (functional) dual to  $|y\rangle$  and then find its value on  $|x\rangle$ . So, the inner product is obtained by coupling bra and ket vectors  $\langle x|y\rangle$  and obtaining a closed *bra(c)ket* expression which is a complex number.

Clearly, if  $|x\rangle$  and  $|y\rangle$  are different kets then their dual bras  $\langle x|$  and  $\langle y|$  are different as well. We may notice that just like vectors in  $H^*$  define linear functionals on vectors in  $H$ , any vector  $|x\rangle \in H$  also defines an *antilinear* functional on bra vectors by formula  $\langle y|x\rangle$ , i.e.,

$$\langle \alpha y + \beta z|x\rangle = \alpha^* \langle y|x\rangle + \beta^* \langle z|x\rangle$$

Then applying the same arguments as above, we see that if  $\langle y|$  is a bra vector, then there is a unique ket  $|y\rangle$  such that for any  $\langle x| \in H^*$  we have

$$\langle x|y\rangle = [\langle x|, |y\rangle] \quad (\text{F.7})$$

Thus we established an isomorphism of two Hilbert spaces  $H$  and  $H^*$ . This statement is known as the Riesz theorem.

**Lemma F.1** *If kets  $|e_i\rangle$  form an orthonormal basis in  $H$ , then dual bras  $\langle e_i|$  also form an orthonormal basis in  $H^*$ .*

**Proof.** Suppose that  $\langle e_i|$  do not form a basis. Then there is a nonzero vector  $\langle z| \in H^*$  which is orthogonal to all  $\langle e_i|$ , and the values of the functional  $\langle z|$  on all basis vectors  $|e_i\rangle$  are zero, so  $\langle z| = \mathbf{0}$ . The orthonormality of  $\langle e_i|$  follows from eqs. (F.7) and F.6)

$$\begin{aligned} [\langle e_i|, \langle e_j|] &= \langle e_i|e_j\rangle \\ &= [|e_i\rangle, |e_j\rangle] \\ &= \delta_{ij} \end{aligned}$$

■



The components  $x_i$  of a vector  $|x\rangle$  in the basis  $|e_i\rangle$  are conveniently represented in the bra-ket notation as

$$\begin{aligned}\langle e_i|x\rangle &= \langle e_i|(x_1|e_1\rangle + x_2|e_2\rangle + \dots + x_n|e_n\rangle) \\ &= x_i\end{aligned}$$

So we can write

$$\begin{aligned}|x\rangle &= \sum_i |e_i\rangle x_i \\ &= \sum_i |e_i\rangle \langle e_i|x\rangle\end{aligned}\tag{F.8}$$

The bra vector  $\langle y|$  dual to the ket  $|y\rangle$  has complex conjugate components in the dual basis

$$\langle y| = \sum_i y_i^* \langle e_i|\tag{F.9}$$

This can be verified by checking that the value of the functional on the right hand side of (F.9) on any vector  $|x\rangle \in H$  is

$$\begin{aligned}\sum_i y_i^* \langle e_i|x\rangle &= \sum_i y_i^* x_i \\ &= [|y\rangle, |x\rangle] \\ &= \langle y|x\rangle\end{aligned}$$

## F.4 The tensor product of Hilbert spaces

Given two Hilbert spaces  $\mathcal{H}_1$  and  $\mathcal{H}_2$  one can construct a third Hilbert space  $\mathcal{H}$  which is called the *tensor product* of  $\mathcal{H}_1$  and  $\mathcal{H}_2$  and denoted by  $\mathcal{H} = \mathcal{H}_1 \otimes \mathcal{H}_2$ . For each pair of basis ket vectors  $|i\rangle \in \mathcal{H}_1$  and  $|j\rangle \in \mathcal{H}_2$  there is exactly one basis ket in  $\mathcal{H}$  which is denoted by  $|i\rangle \otimes |j\rangle$ . All other vectors in  $\mathcal{H}$  are linear products of the basis kets  $|i\rangle \otimes |j\rangle$  with complex coefficients.

The inner product of two basis vectors  $|a_1\rangle \otimes |a_2\rangle \in \mathcal{H}$  and  $|b_1\rangle \otimes |b_2\rangle \in \mathcal{H}$  is defined as  $\langle a_1|b_1\rangle \langle a_2|b_2\rangle$ . This inner product is extended to linear combinations of basis vectors by linearity.

## F.5 Linear operators

Linear transformations of vectors in the Hilbert space (also called *operators*) play a very important role in quantum formalism. Such transformations

$$T|x\rangle = |x'\rangle$$

have the property

$$T(\alpha|x\rangle + \beta|y\rangle) = \alpha T|x\rangle + \beta T|y\rangle$$

Given an operator  $T$  we can find images of basis vectors

$$T|e_i\rangle = |e'_i\rangle$$

and find the decomposition of these images in the original basis  $|e_i\rangle$

$$|e'_i\rangle = \sum_j t_{ij} |e_j\rangle$$

Coefficients  $t_{ij}$  of this decomposition are called the *matrix elements* of the operator  $T$  in the basis  $|e_i\rangle$ . In the bra-ket notation we can find a convenient expression for the matrix elements

$$\begin{aligned} \langle e_j | (T|e_i\rangle) &= \langle e_j | e'_i \rangle \\ &= \langle e_j | \sum_k t_{ik} |e_k\rangle \\ &= \sum_k t_{ik} \langle e_j | e_k \rangle \\ &= \sum_k t_{ik} \delta_{jk} \\ &= t_{ij} \end{aligned}$$

Knowing matrix elements of the operator  $T$  and components of vector  $|x\rangle$  in the basis  $|e_i\rangle$  one can always find the components of the transformed vector  $|x'\rangle = T|x\rangle$

$$\begin{aligned}
x'_i &= \langle e_i | x' \rangle \\
&= \langle e_i | (T|x) \rangle \\
&= \langle e_i | \sum_j (T|e_j) \rangle x_j \\
&= \sum_{jk} \langle e_i | e_k \rangle t_{kj} x_j \\
&= \sum_{jk} \delta_{ik} t_{kj} x_j \\
&= \sum_j t_{ij} x_j
\end{aligned}$$

In the bra-ket notation, the operator  $T$  has the form

$$T = \sum_{ij} |e_i\rangle t_{ij} \langle e_j| \quad (\text{F.10})$$

Indeed, by applying the right hand side of eq. (F.10) to arbitrary vector  $|x\rangle$  we obtain

$$\begin{aligned}
\sum_{ij} |e_i\rangle t_{ij} \langle e_j | x \rangle &= \sum_{ij} |e_i\rangle t_{ij} x_j \\
&= \sum_i x'_i |e_i\rangle \\
&= |x'\rangle \\
&= T|x\rangle
\end{aligned}$$

## F.6 Matrices and operators

Sometimes it is convenient to represent vectors and operators in the Hilbert space  $\mathcal{H}$  in a matrix notation. Let us fix an orthonormal basis  $|e_i\rangle \in \mathcal{H}$  and represent each ket vector  $|y\rangle$  by a column of its components

$$|y\rangle = \begin{bmatrix} y_1 \\ y_2 \\ \vdots \\ y_n \end{bmatrix}$$

The bra vector  $\langle x|$  will be represented by a row

$$\langle x| = [x_1^*, x_2^*, \dots, x_n^*]$$

of complex conjugate components in the dual basis  $\langle e_i|$ . Then the inner product is obtained by the usual “row by column” matrix multiplication rule.

$$\langle x|y\rangle = [x_1^*, x_2^*, \dots, x_n^*] \begin{bmatrix} y_1 \\ y_2 \\ \vdots \\ y_n \end{bmatrix} = \sum_i x_i^* y_i$$

The matrix elements of the operator  $T$  in (F.10) can be conveniently arranged in the *matrix*

$$T = \begin{bmatrix} t_{11} & t_{12} & \dots & t_{1n} \\ t_{21} & t_{22} & \dots & t_{2n} \\ \vdots & \vdots & \ddots & \vdots \\ t_{n1} & t_{n2} & \dots & t_{nn} \end{bmatrix}$$

Then the action of the operator  $T$  on a vector  $|x'\rangle = T|x\rangle$  can be represented as a product of the matrix corresponding to  $T$  and the column vector  $|x\rangle$

$$\begin{bmatrix} x'_1 \\ x'_2 \\ \vdots \\ x'_n \end{bmatrix} = \begin{bmatrix} t_{11} & t_{12} & \dots & t_{1n} \\ t_{21} & t_{22} & \dots & t_{2n} \\ \vdots & \vdots & \ddots & \vdots \\ t_{n1} & t_{n2} & \dots & t_{nn} \end{bmatrix} \begin{bmatrix} x_1 \\ x_2 \\ \vdots \\ x_n \end{bmatrix} = \begin{bmatrix} \sum_j t_{1j} x_j \\ \sum_j t_{2j} x_j \\ \vdots \\ \sum_j t_{nj} x_j \end{bmatrix}$$

So, each operator has a unique matrix and each  $n \times n$  matrix defines a unique linear operator. This establishes an isomorphism between operators and matrices. In what follows we will often use terms operator and matrix interchangeably.

The matrix corresponding to the *identity operator* is  $\delta_{ij}$ , i.e., the unit matrix

$$I = \begin{bmatrix} 1 & 0 & \dots & 0 \\ 0 & 1 & \dots & 0 \\ \vdots & \vdots & \ddots & \vdots \\ 0 & 0 & \dots & 1 \end{bmatrix}$$

A *diagonal operator* has diagonal matrix  $d_i \delta_{ij}$

$$D = \begin{bmatrix} d_1 & 0 & \dots & 0 \\ 0 & d_2 & \dots & 0 \\ \vdots & \vdots & \ddots & \vdots \\ 0 & 0 & \dots & d_n \end{bmatrix}$$

The action of operators in the dual space  $\mathcal{H}^*$  will be denoted by multiplying bra row by the operator matrix from the right

$$[y'_1, y'_2, \dots, y'_n] = [y_1, y_2, \dots, y_n] \begin{bmatrix} t_{11} & t_{12} & \dots & t_{1n} \\ t_{21} & t_{22} & \dots & t_{2n} \\ \vdots & \vdots & \ddots & \vdots \\ t_{n1} & t_{n2} & \dots & t_{nn} \end{bmatrix}$$

or symbolically

$$\begin{aligned} y'_i &= \sum_j y_j t_{ji} \\ \langle y'| &= \langle y|T \end{aligned}$$

Suppose that operator  $T$  with matrix  $t_{ij}$  in the ket space  $H$  transforms vector  $|x\rangle$  to  $|y\rangle$ , i.e.,

$$y_i = \sum_j t_{ij} x_j \quad (\text{F.11})$$

What is the matrix of operator  $S$  in the bra space  $H^*$  which connects corresponding dual vectors  $\langle x|$  and  $\langle y|$ ? As  $\langle x|$  and  $\langle y|$  have components complex conjugate to those of  $|x\rangle$  and  $|y\rangle$ , and  $S$  acts on bra vectors from the right, we can write

$$y_i^* = \sum_j x_j^* s_{ji} \quad (\text{F.12})$$

On the other hand, taking complex conjugate of eq. (F.11) we obtain

$$y_i^* = \sum_j t_{ij}^* x_j^*$$

Comparing this with (F.12) we have

$$s_{ij} = t_{ji}^*$$

This means that the matrix representing the action of the operator  $T$  in the dual space  $H^*$ , is different from the matrix  $T$  in that rows are substituted by columns<sup>5</sup> and complex conjugation of the matrix elements. The combined operation “transposition + complex conjugation” is called *Hermitian conjugation*. Hermitian conjugate (or *adjoint*) of operator  $T$  is denoted  $T^\dagger$ . In particular, we can write

$$\langle x|(T|y\rangle) = (\langle x|T^\dagger)|y\rangle \quad (\text{F.13})$$

---

<sup>5</sup>This is equivalent to the reflection of the matrix with respect to the main diagonal. Such matrix operation is called *transposition*.

## F.7 Functions of operators

The sum of two operators and the multiplication of an operator by a number are easily expressed in the matrix notation

$$\begin{aligned}(A + B)_{ij} &= a_{ij} + b_{ij} \\ (\lambda A)_{ij} &= \lambda a_{ij}\end{aligned}$$

We can define the product  $AB$  of two operators as the transformation obtained by a sequential application of  $B$  and then  $A$ . This is also a linear transformation, i.e., an operator. The matrix of the product  $AB$  is “row-by-column” product of their matrices  $a_{ij}$  and  $b_{ij}$

$$(AB)_{ij} = \sum_k a_{ik} b_{kj}$$

**Lemma F.2** *Adjoint of a product of operators is equal to the product of adjoint operators in the opposite order.*

$$(AB)^\dagger = B^\dagger A^\dagger$$

**Proof.**

$$\begin{aligned}(AB)_{ij}^\dagger &= ((AB)_{ji})^* \\ &= \sum_k a_{jk}^* b_{ki}^* \\ &= \sum_k b_{ki}^* a_{jk}^* \\ &= \sum_k (B^\dagger)_{ik} (A^\dagger)_{kj} \\ &= (B^\dagger A^\dagger)_{ij}\end{aligned}$$

■

The *inverse operator*  $A^{-1}$  has properties

$$A^{-1}A = AA^{-1} = I$$

The corresponding matrix is the inverse of the matrix  $A$ .

Using the basic operations of addition, multiplication and inversion we can define any function  $f(A)$  of operator  $A$ . For example, the exponential function is defined by Taylor series

$$e^F = 1 + F + \frac{1}{2!}F^2 + \dots \quad (\text{F.14})$$

For two operators  $A$  and  $B$  the expression

$$[A, B] \equiv AB - BA \quad (\text{F.15})$$

is called *commutator*. We say that two operators  $A$  and  $B$  *commute* with each other if  $[A, B] = 0$ . Clearly, any two powers of  $A$  commute:  $[A^n, A^m] = 0$ . Consequently, any two functions of  $A$  commute as well:  $[f(A), g(A)] = 0$ .

*Trace* of a matrix is defined as a sum of its diagonal elements

$$\text{Tr}(A) = \sum_i A_{ii}$$

**Lemma F.3** *Trace of a product of operators is invariant with respect to any cyclic permutation of factors.*

**Proof.** Take for example a trace of the product of three operators

$$\text{Tr}(ABC) = \sum_{ijk} A_{ij} B_{jk} C_{ki}$$

Then

$$\text{Tr}(BCA) = \sum_{ijk} B_{ij} C_{jk} A_{ki}$$



Changing in this expression summation indices  $k \rightarrow i$ ,  $i \rightarrow j$ , and  $j \rightarrow k$ , we obtain

$$\begin{aligned} \text{Tr}(BCA) &= \sum_{ijk} B_{jk} C_{ki} A_{ij} \\ &= \text{Tr}(ABC) \end{aligned}$$

■

We can define two classes of operators and matrices which play important role in quantum mechanics (see Table F.1). We call operator  $T$  *Hermitian* or *self-adjoint* if

$$T = T^\dagger \quad (\text{F.16})$$

For a Hermitian  $T$  we can write

$$\begin{aligned} t_{ii} &= t_{ii}^* \\ t_{ij} &= t_{ji}^* \end{aligned}$$

i.e., diagonal matrix elements are real and matrix elements symmetrical with respect to the main diagonal are complex conjugate to each other. Moreover, from eq. (F.13) and (F.16) we obtain for a Hermitian operator  $T$

$$\begin{aligned} \langle x|(T|y\rangle) &= (\langle x|T^\dagger)|y\rangle \\ &= (\langle x|T)|y\rangle \\ &= \langle x|T|y\rangle \end{aligned}$$

so that  $T$  can act either to the right (on  $|y\rangle$ ) or to the left (on  $\langle x|$ )

Operator  $U$  is called *unitary* if

$$T^{-1} = T^\dagger$$

or, equivalently

$$T^\dagger T = TT^\dagger = I$$

A unitary operator preserves the inner product of vectors, i.e.,

$$\begin{aligned}\langle Ua|Ub\rangle &= (\langle a|U^\dagger)(U|b\rangle) \\ &= \langle a|U^{-1}U|b\rangle \\ &= \langle a|I|b\rangle \\ &= \langle a|b\rangle\end{aligned}$$

**Lemma F.4** *If  $F$  is Hermitian operator then  $U = e^{iF}$  is unitary.*

**Proof.**

$$\begin{aligned}U^*U &= (e^{iF})^\dagger(e^{iF}) \\ &= e^{-iF^\dagger}e^{iF} \\ &= e^{-iF}e^{iF} \\ &= I\end{aligned}$$

■

**Lemma F.5** *Determinant of a unitary matrix  $U$  is unimodular.*

**Proof.**

$$\begin{aligned}1 &= \det(I) \\ &= \det(UU^\dagger) \\ &= \det(U)\det(U^\dagger) \\ &= \det(U)(\det(U))^* \\ &= |\det(U)|^2\end{aligned}$$

■

Operator  $A$  is called *antilinear* if  $A(\alpha|x\rangle + \beta|y\rangle) = \alpha^*A|x\rangle + \beta^*A|y\rangle$  for any complex  $\alpha$  and  $\beta$ . An antilinear operator with the property  $\langle Ay|Ax\rangle = \langle y|x\rangle^*$  is called *antiunitary*.

Table F.1: Actions on operators and types of linear operators in the Hilbert space

	Symbolic	Condition on matrix elements or eigenvalues
<b>Action on operators</b>		
Complex conjugation	$A \rightarrow A^*$	$A_{ij}^* = (A^*)_{ij}$
Transposition	$A \rightarrow A^T$	$(A^T)_{ij} = A_{ji}$
Hermitian conjugation	$A \rightarrow A^\dagger = (A^*)^T$	$(A^\dagger)_{ij} = A_{ji}^*$
Inversion	$A \rightarrow A^{-1}$	inverse eigenvalues
Determinant	$\det(A)$	product of eigenvalues
Trace	$Tr(A)$	$\sum_i A_{ii}$
<b>Types of operators</b>		
Identity	I	$I_{ij} = \delta_{ij}$
Diagonal	D	$D_{ij} = d_i \delta_{ij}$
Hermitian	$A = A^\dagger$	$A_{ij} = A_{ji}^*$
AntiHermitian	$A = -A^\dagger$	$A_{ij} = -A_{ji}^*$
Unitary	$A^{-1} = A^\dagger$	unimodular eigenvalues
Projection	$A = A^\dagger, A^2 = A$	eigenvalues 0 and 1 only

## F.8 Linear operators in different orthonormal bases

So far, we have been working with matrix elements of operators in a fixed orthonormal basis  $|e_i\rangle$ . However, in a different basis the operator is represented by a different matrix. Then we may ask if the properties of operators defined above remain valid in other orthonormal basis sets? In other words, we would like to demonstrate that all above definitions are basis-independent.

**Theorem F.6**  $|e_i\rangle$  and  $|e'_i\rangle$  are two orthonormal bases if and only if there exists a unitary operator  $U$  such that

$$U|e_i\rangle = |e'_i\rangle \quad (\text{F.17})$$

**Proof.** First we show that the basis  $|e'_i\rangle$  obtained by applying a unitary transformation  $U$  to the orthonormal basis  $|e_i\rangle$  is also orthonormal. Indeed

$$\begin{aligned}
\langle e'_i | e'_j \rangle &= (\langle e_i | U^*) (U | e_j \rangle) \\
&= \langle e_i | U^\dagger U | e_j \rangle \\
&= \langle e_i | U^{-1} U | e_j \rangle \\
&= \langle e_i | I | e_j \rangle \\
&= \langle e_i | e_j \rangle \\
&= \delta_{ij}
\end{aligned}$$

To prove the reverse statement let us form a matrix

$$\begin{bmatrix} \langle e_1 | e'_1 \rangle & \langle e_1 | e'_2 \rangle & \dots & \langle e_1 | e'_n \rangle \\ \langle e_2 | e'_1 \rangle & \langle e_2 | e'_2 \rangle & \dots & \langle e_2 | e'_n \rangle \\ \vdots & \vdots & \ddots & \vdots \\ \langle e_n | e'_1 \rangle & \langle e_n | e'_2 \rangle & \dots & \langle e_n | e'_n \rangle \end{bmatrix}$$

with matrix elements

$$u_{ji} = \langle e_j | e'_i \rangle$$

The operator  $U$  corresponding to this matrix can be written as

$$\begin{aligned}
U &= \sum_{jk} |e_j\rangle u_{jk} \langle e_k| \\
&= \sum_{jk} |e_j\rangle \langle e_j | e'_k \rangle \langle e_k|
\end{aligned}$$

So, acting on the vector  $|e_i\rangle$

$$\begin{aligned}
U|e_i\rangle &= \sum_{jk} |e_j\rangle \langle e_j | e'_k \rangle \langle e_k | e_i \rangle \\
&= \sum_{jk} |e_j\rangle \langle e_j | e'_k \rangle \delta_{ki}
\end{aligned}$$

$$\begin{aligned}
&= \sum_j |e_j\rangle \langle e_j| e'_i\rangle \\
&= |e'_i\rangle
\end{aligned}$$

it makes vector  $|e'_i\rangle$  as required. Moreover it is unitary because<sup>6</sup>

$$\begin{aligned}
(UU^\dagger)_{ij} &= \sum_k u_{ik} u_{jk}^* \\
&= \sum_k \langle e'_i | e_k \rangle \langle e'_j | e_k \rangle^* \\
&= \sum_k \langle e'_i | e_k \rangle \langle e_k | e'_j \rangle \\
&= \langle e'_i | e'_j \rangle \\
&= \delta_{ij} \\
&= (I)_{ij}
\end{aligned}$$

■

If  $F$  is operator with matrix elements  $f_{ij}$  in the basis  $|e_k\rangle$ , then its matrix elements  $f'_{ij}$  in basis  $|e'_k\rangle = U|e_k\rangle$  can be obtained by formula

$$\begin{aligned}
f'_{ij} &= \langle e'_i | F | e'_j \rangle \\
&= (\langle e_i | U^\dagger) F (U | e_j \rangle) \\
&= \langle e_i | U^\dagger F U | e_j \rangle \\
&= \langle e_i | U^{-1} F U | e_j \rangle
\end{aligned} \tag{F.19}$$

Eq. (F.19) can be viewed from two equivalent perspectives. One can regard (F.19) either as matrix elements of  $F$  in the new basis set  $U|e_i\rangle$  (a *passive* view) or as matrix elements of the transformed operator  $U^{-1}FU$  in the original basis set  $|e_i\rangle$  (an *active* view).

---

<sup>6</sup>Here we use the following representation of the identity operator

$$I = \sum_i |e_i\rangle \langle e_i| \tag{F.18}$$

When changing basis, the matrix of the operator changes, but its type remains the same. If operator  $F$  is Hermitian, then in the new basis (adopting active view and omitting symbols for basis vectors)

$$\begin{aligned}(F')^\dagger &= (U^{-1}FU)^\dagger \\ &= U^\dagger F^\dagger (U^{-1})^\dagger \\ &= U^{-1}FU = F'\end{aligned}$$

it is Hermitian as well.

If  $V$  is unitary, then for the transformed operator  $V'$  we have

$$\begin{aligned}(V')^\dagger V' &= (U^{-1}VU)^\dagger V' \\ &= U^\dagger V^\dagger (U^{-1})^\dagger V' \\ &= U^{-1}V^\dagger UV' \\ &= U^{-1}V^\dagger UU^{-1}VU \\ &= U^{-1}V^\dagger VU \\ &= U^{-1}U \\ &= I\end{aligned}$$

so,  $V'$  is also unitary.

**Lemma F.7** *Trace of an operator is independent on the basis.*

**Proof.** From Lemma F.3 we obtain

$$\begin{aligned}Tr(U^{-1}AU) &= Tr(AUU^{-1}) \\ &= Tr(A)\end{aligned}$$

■

## F.9 Diagonalization of Hermitian and unitary matrices

We see that the choice of basis in the Hilbert space is a matter of convenience. So, when performing calculations it is always a good idea to choose a basis in which operators have the simplest form, e.g., diagonal. It appears that Hermitian and unitary operators can always be made diagonal by an appropriate choice of basis. Suppose that vector  $|x\rangle$  satisfies equation

$$F|x\rangle = \lambda|x\rangle$$

where  $\lambda$  is a complex number called *eigenvalue* of the operator  $F$ . Then  $|x\rangle$  is called *eigenvector* of the operator  $F$ .

**Theorem F.8 (spectral theorem)** *For any Hermitian or unitary operator  $F$  there is an orthonormal basis  $|e_i\rangle$  such that*

$$F|e_i\rangle = f_i|e_i\rangle \quad (\text{F.20})$$

where  $f_i$  are complex numbers.

For the proof of this theorem see ref. [298].

Eq. (F.20) means that the matrix of the operator  $F$  is diagonal in the basis  $|e_i\rangle$

$$F = \begin{bmatrix} f_1 & 0 & \dots & 0 \\ 0 & f_2 & \dots & 0 \\ \vdots & \vdots & \ddots & \vdots \\ 0 & 0 & \dots & f_n \end{bmatrix}$$

and according to (F.10) each Hermitian or unitary operator can be expressed through its eigenvectors and eigenvalues

$$F = \sum_i |e_i\rangle f_i \langle e_i| \quad (\text{F.21})$$

**Lemma F.9** *Eigenvalues of a Hermitian operator are real.*

**Proof.** This follows from the fact that diagonal matrix elements of an Hermitian matrix are real. ■

**Lemma F.10** *Eigenvalues of an unitary operator are unimodular.*

**Proof.** Using representation (F.21) we can write

$$\begin{aligned}
 I &= UU^\dagger \\
 &= \left( \sum_i |e_i\rangle f_i \langle e_i| \right) \left( \sum_j |e_j\rangle f_j^* \langle e_j| \right) \\
 &= \sum_{ij} f_i f_j^* |e_i\rangle \langle e_i | e_j \rangle \langle e_j| \\
 &= \sum_{ij} f_i f_j^* |e_i\rangle \delta_{ij} \langle e_j| \\
 &= \sum_i |f_i|^2 |e_i\rangle \langle e_i|
 \end{aligned}$$

Since all eigenvalues of the identity operator are 1, we have

$$|f_i|^2 = 1$$

■

One benefit of diagonalization is that functions of operators are easily defined in the diagonal form. If operator  $A$  has diagonal form

$$A = \begin{bmatrix} a_1 & 0 & \dots & 0 \\ 0 & a_2 & \dots & 0 \\ \vdots & \vdots & \ddots & \vdots \\ 0 & 0 & \dots & a_n \end{bmatrix}$$

then operator  $f(A)$  (in the same basis) has the form



$$f(A) = \begin{bmatrix} f(a_1) & 0 & \dots & 0 \\ 0 & f(a_2) & \dots & 0 \\ \vdots & \vdots & \ddots & \vdots \\ 0 & 0 & \dots & f(a_n) \end{bmatrix}$$

For example, the matrix of the inverse operator is<sup>7</sup>

$$A^{-1} = \begin{bmatrix} a_1^{-1} & 0 & \dots & 0 \\ 0 & a_2^{-1} & \dots & 0 \\ \vdots & \vdots & \ddots & \vdots \\ 0 & 0 & \dots & a_n^{-1} \end{bmatrix}$$

From Lemma F.10, there is a basis in which the matrix of unitary operator  $U$  is diagonal

$$U = \begin{bmatrix} e^{if_1} & 0 & \dots & 0 \\ 0 & e^{if_2} & \dots & 0 \\ \vdots & \vdots & \ddots & \vdots \\ 0 & 0 & \dots & e^{if_n} \end{bmatrix}$$

with real  $f_i$ . It then follows that each unitary operator can be represented as

$$U = e^{iF}$$

where  $F$  is Hermitian

$$F = \begin{bmatrix} f_1 & 0 & \dots & 0 \\ 0 & f_2 & \dots & 0 \\ \vdots & \vdots & \ddots & \vdots \\ 0 & 0 & \dots & f_n \end{bmatrix}$$

Together with Lemma F.4 this establishes an isomorphism between the sets of Hermitian and unitary operators.

---

<sup>7</sup>Note that inverse operator  $A^{-1}$  is defined only if all eigenvalues of  $A$  are nonzero.

**Lemma F.11** *Unitary transformation of a Hermitian or unitary operator does not change its spectrum.*

**Proof.** If  $|\psi_k\rangle$  is eigenvector of  $M$  with eigenvalue  $m_k$

$$M|\psi_k\rangle = m_k|\psi_k\rangle$$

then vector  $|U\psi_k\rangle$  is eigenvector of the unitarily transformed operator  $M' = UMU^{-1}$  with the same eigenvalue

$$\begin{aligned} M'(U|\psi_k\rangle) &= UMU^{-1}(U|\psi_k\rangle) \\ &= UM|\psi_k\rangle \\ &= Um_k|\psi_k\rangle \\ &= m_k(U|\psi_k\rangle) \end{aligned}$$

■

# Appendix G

## Subspaces and projection operators

### G.1 Projections

Two subspaces  $A$  and  $B$  in the Hilbert space  $\mathcal{H}$  are called *orthogonal* (denoted  $A \perp B$ ) if any vector from  $A$  is orthogonal to any vector from  $B$ . The span of all vectors which are orthogonal to  $A$  is called the *orthogonal complement* to the subspace  $A$  and denoted  $A'$ .

For a subspace  $A$  (with  $\dim(A) = m$ ) in the Hilbert space  $\mathcal{H}$  (with  $\dim(\mathcal{H}) = n > m$ ) we can select an orthonormal basis  $|e_i\rangle$  such that first  $m$  vectors with indices  $i = 1, 2, \dots, m$  belong to  $A$ , and vectors with indices  $i = m + 1, m + 2, \dots, n$  belong to  $A'$ . Then for each vector  $|y\rangle$  we can write

$$\begin{aligned} |y\rangle &= \sum_i^n |e_i\rangle \langle e_i | y \rangle \\ &= \sum_{i=1}^m |e_i\rangle \langle e_i | y \rangle + \sum_{i=m+1}^n |e_i\rangle \langle e_i | y \rangle \end{aligned}$$

The first sum lies entirely in  $A$  and is denoted by  $|y_{\parallel}\rangle$ . The second sum lies in  $A'$  and is denoted  $|y_{\perp}\rangle$ . This means that we can always make a decomposition of  $|y\rangle$  into two components  $|y_{\parallel}\rangle$  and  $|y_{\perp}\rangle$ <sup>1</sup>.

---

<sup>1</sup>We will also say that Hilbert space  $H$  is represented as a *direct sum* ( $H = A \oplus A'$ ) of *orthogonal subspaces*  $A$  and  $A'$ .

$$\begin{aligned}
|y\rangle &= |y_{\parallel}\rangle + |y_{\perp}\rangle \\
|y_{\parallel}\rangle &\in A \\
|y_{\perp}\rangle &\perp A
\end{aligned}$$

Then we can define a linear operator  $P_A$  called *projection* on the subspace  $A$  which associates with any vector  $|y\rangle$  its component in the subspace  $A$ .

$$P_A|y\rangle = |y_{\parallel}\rangle$$

The subspace  $A$  is called the *range* of the projection  $P_A$ . In the bra-ket notation we can also write

$$P_A = \sum_{i=1}^m |e_i\rangle\langle e_i|$$

so that in the above basis  $|e_i\rangle$  the operator  $P_A$  has diagonal matrix with first  $m$  diagonal entries equal to 1 and all others equal to 0. From this, it immediately follows that

$$P_{A'} = 1 - P_A$$

A set of projections  $P_{\alpha}$  on mutually orthogonal subspaces  $H_{\alpha}$  is called *decomposition of unity* if

$$1 = \sum_{\alpha} P_{\alpha}$$

or, equivalently

$$H = \oplus_{\alpha} H_{\alpha}$$

Thus  $P_A$  and  $P_{A'}$  provide an example of the decomposition of unity.

**Theorem G.1** *Operator  $P$  is a projection if and only if  $P$  is Hermitian and  $P^2 = P$ .*

**Proof.** For Hermitian  $P$ , there is a basis  $|e_i\rangle$  in which this operator is diagonal.

$$P = \sum_i |e_i\rangle p_i \langle e_i|$$

Then

$$\begin{aligned} 0 &= P^2 - P \\ &= \left( \sum_i |e_i\rangle p_i \langle e_i| \right) \left( \sum_j |e_j\rangle p_j \langle e_j| \right) - \sum_i |e_i\rangle p_i \langle e_i| \\ &= \sum_{ij} |e_i\rangle p_i p_j \delta_{ij} \langle e_j| - \sum_i |e_i\rangle p_i \langle e_i| \\ &= \sum_i |e_i\rangle (p_i^2 - p_i) \langle e_i| \end{aligned}$$

Therefore  $p_i^2 - p_i = 0$  and either  $p_i = 0$  or  $p_i = 1$ . From this we conclude that  $P$  is a projection on the subspace spanning eigenvectors with eigenvalue 1.

Any projection operator is Hermitian because it has real eigenvalues 1 and 0. Furthermore, for any vector  $|y\rangle$

$$\begin{aligned} P^2|y\rangle &= P|y_{\parallel}\rangle \\ &= |y_{\parallel}\rangle \\ &= P|y\rangle \end{aligned}$$

which proves that  $P^2 = P$ . ■

## G.2 Commuting operators

**Lemma G.2** *Subspaces  $A$  and  $B$  are orthogonal if and only if  $P_A P_B = P_B P_A = 0$ .*

**Proof.** Assume that

$$P_A P_B = P_B P_A = 0 \quad (\text{G.1})$$

and suppose that there is vector  $|y\rangle \in B$  such that  $|y\rangle$  is not orthogonal to  $A$ . Then  $P_A|y\rangle = |y_A\rangle \neq \mathbf{0}$ . From these properties we obtain

$$\begin{aligned} P_A P_B |y\rangle &= P_A |y\rangle \\ &= |y_A\rangle \\ &= P_A |y_A\rangle \end{aligned}$$

and

$$P_B P_A |y\rangle = P_B |y_A\rangle$$

From the commutativity of  $P_A$  and  $P_B$  we obtain

$$\begin{aligned} P_A |y_A\rangle &= P_A P_B |y\rangle \\ &= P_B P_A |y\rangle \\ &= P_B |y_A\rangle \end{aligned}$$

Then

$$\begin{aligned} P_A P_B |y_A\rangle &= P_A P_A |y_A\rangle \\ &= P_A |y_A\rangle \\ &\neq \mathbf{0} \end{aligned}$$

So, we found a vector  $|y_A\rangle$  for which  $P_A P_B |y_A\rangle \neq \mathbf{0}$  in disagreement with our original assumption (G.1).

The inverse statement is proven as follows. For each vector  $|x\rangle$ , the projection  $P_A|x\rangle$  is in the subspace  $A$ . If  $A$  and  $B$  are orthogonal, then the second projection  $P_B P_A|x\rangle$  yields zero vector. The same arguments show that  $P_A P_B|x\rangle = \mathbf{0}$ , and  $P_A P_B = P_B P_A$ . ■

**Lemma G.3** *If  $A \perp B$  then  $P_A + P_B$  is the projection on the direct sum  $A \oplus B$ .*

**Proof.** If we build an orthonormal basis  $|e_i\rangle$  in  $A \oplus B$  such that first  $\dim(A)$  vectors belong to  $A$  and next  $\dim(B)$  vectors belong to  $B$ , then

$$\begin{aligned} P_A + P_B &= \sum_{i=1}^{\dim(A)} |e_i\rangle\langle e_i| + \sum_{j=1}^{\dim(B)} |e_j\rangle\langle e_j| \\ &= P_{A \oplus B} \end{aligned}$$

■

**Lemma G.4** *If  $A \subseteq B$  then*

$$P_A P_B = P_B P_A = P_A$$

**Proof.** If  $A \subseteq B$  then there exists a subspace  $C$  in  $B$  such that  $C \perp A$  and  $B = A \oplus C$ . According to Lemmas G.2 and G.3

$$\begin{aligned} P_A P_C &= P_C P_A = 0 \\ P_B &= P_A + P_C \end{aligned}$$

and

$$\begin{aligned} P_A P_B &= P_A (P_A + P_C) = P_A^2 = P_A \\ P_B P_A &= (P_A + P_C) P_A = P_A \end{aligned}$$

■

If there exist three mutually orthogonal subspaces  $X$ ,  $Y$ , and  $Z$ , such that  $A = X \oplus Y$  and  $B = X \oplus Z$ , then subspaces  $A$  and  $B$  (and projections  $P_A$  and  $P_B$ ) are called *compatible*.

**Lemma G.5** *Subspaces  $A$  and  $B$  are compatible if and only if*

$$[P_A, P_B] = 0$$

**Proof.** Let us first show that if  $[P_A, P_B] = 0$  then  $P_A P_B = P_B P_A = P_{A \cap B}$  is the projection on the intersection of subspaces  $A$  and  $B$ .

First we find that

$$\begin{aligned} (P_A P_B)^2 &= P_A P_B P_A P_B \\ &= P_A^2 P_B^2 \\ &= P_A P_B \end{aligned}$$

and that operator  $P_A P_B$  is Hermitian, because

$$\begin{aligned} (P_A P_B)^\dagger &= P_B^\dagger P_A^\dagger \\ &= P_B P_A \\ &= P_A P_B \end{aligned}$$

Therefore,  $P_A P_B$  is a projection by Theorem G.1. If  $A \perp B$ , then the direct statement of the Lemma follows from Lemma G.2. Suppose that  $A$  and  $B$  are not orthogonal and denote  $C = A \cap B$  ( $C$  can be empty, of course). We can always represent  $A = C \oplus X$  and  $B = C \oplus Y$ , therefore

$$\begin{aligned} P_A &= P_C + P_X \\ P_B &= P_C + P_Y \\ [P_C, P_X] &= 0 \\ [P_C, P_Y] &= 0 \end{aligned}$$

We are left to show that  $X$  and  $Y$  are orthogonal. This follows from the commutator

$$\begin{aligned} 0 &= [P_A, P_B] \\ &= [P_C + P_X, P_C + P_Y] \\ &= [P_C, P_C] + [P_C, P_Y] + [P_X, P_C] + [P_X, P_Y] \\ &= [P_X, P_Y] \end{aligned}$$



Let us now prove the inverse statement. From the compatibility of  $A$  and  $B$  it follows that

$$\begin{aligned} P_A &= P_X + P_Y \\ P_B &= P_X + P_Z \\ P_X P_Y &= P_X P_Z = P_Y P_Z = 0 \end{aligned}$$

Then

$$[P_A, P_B] = [P_X + P_Y, P_X + P_Z] = 0$$

■

**Lemma G.6** *If projection  $P$  is compatible with all other projections, then  $P = 0$  or  $P = 1$ .*

**Proof.** Suppose that  $P \neq 0$  and  $P \neq 1$ . Then  $P$  has a non-empty range  $A$ , which is different from  $\mathcal{H}$ . So, the orthogonal complement  $A'$  is not empty as well. Choose an arbitrary vector  $y$  with non-zero components  $|y_{\parallel}\rangle$  and  $|y_{\perp}\rangle$  with respect to  $A$ . Then it is easy to show that projection on  $|y\rangle$  does not commute with  $P$ . Therefore, by Lemma G.5 this projection is not compatible with  $P$ . ■

Note that two or more eigenvectors of a Hermitian operator  $F$  may correspond to the same eigenvalue (such an eigenvalue is called *degenerate*). Then any linear combination of these eigenvectors is again an eigenvector with the same eigenvalue. The span of all eigenvectors with the same eigenvalue  $f$  is called the *eigensubspace* of the operator  $F$ , and one can associate a projection  $P_f$  on this subspace with eigenvalue  $f$ . Then Hermitian operator  $F$  can be written as

$$F = \sum_{\alpha} f P_f \tag{G.2}$$

where index  $f$  now runs over all distinct eigenvalues of  $F$ , and  $P_f$  are referred to as *spectral projections* of  $F$ . This means that each Hermitian operator

defines a unique decomposition of unity. Inversely, if  $P_f$  is a decomposition of unity and  $f$  are real numbers then eq. (G.2) defines a unique Hermitian operator.

**Lemma G.7** *If two Hermitian operators  $F$  and  $G$  commute then all spectral projections of  $F$  commute with  $G$ .*

**Proof.** Consider operator  $P$  which is a spectral projection of  $F$ . Take any vector  $|x\rangle$  in the range of  $P$ , i.e.,

$$\begin{aligned} P|x\rangle &= |x\rangle \\ F|x\rangle &= f|x\rangle \end{aligned}$$

with some real  $f$ . Let us first prove that the vector  $G|x\rangle$  also lies in the range of  $P$ . Indeed, using the commutativity of  $F$  and  $G$  we obtain

$$\begin{aligned} FG|x\rangle &= GF|x\rangle \\ &= Gf|x\rangle \\ &= fG|x\rangle \end{aligned}$$

This means that operator  $G$  leaves all eigensubspaces of  $F$  invariant. Then for any vector  $|x\rangle$  the vectors  $P|x\rangle$  and  $GP|x\rangle$  lie in the range of  $P$ . Therefore

$$PGP = GP \tag{G.3}$$

Taking adjoint of both sides we obtain

$$PGP = PG \tag{G.4}$$

Now subtracting (G.4) from (G.3) we obtain

$$[G, P] = GP - PG = 0$$

■

**Theorem G.8** *Two Hermitian operators  $F$  and  $G$  commute if and only if all their spectral projections commute.*

**Proof.** We write

$$\begin{aligned} F &= \sum_i f_i P_i \\ G &= \sum_j g_j Q_j \end{aligned}$$

If  $[P_i, Q_j] = 0$ , then obviously  $[F, G] = 0$ . To prove the reverse statement we notice that from Lemma G.7 each spectral projection  $P_i$  commutes with  $G$ . From the same Lemma it follows that each spectral projection of  $G$  commutes with  $P_i$ . ■

**Theorem G.9** *If two Hermitian operators  $F$  and  $G$  commute then there is a basis  $|e_i\rangle$  in which both  $F$  and  $G$  are diagonal, i.e.,  $|e_i\rangle$  are common eigenvectors of  $F$  and  $G$ .*

**Proof.** The identity operator can be written in three ways

$$\begin{aligned} I &= \sum_i P_i \\ I &= \sum_j Q_j \\ I &= I \cdot I \\ &= \left(\sum_i P_i\right) \left(\sum_j Q_j\right) \\ &= \sum_{ij} P_i Q_j \end{aligned}$$

where  $P_i$  and  $Q_j$  are spectral projections of operators  $F$  and  $G$ , respectively. Since  $F$  and  $G$  commute, the operators  $P_i Q_j$  with different  $i$  and/or  $j$  are projections on mutually orthogonal subspaces. So, these projections form a spectral decomposition of unity, and the desired basis is obtained by coupling bases in the subspaces  $P_i Q_j$ . ■



# Appendix H

## Representations of groups

A *representation* of a group  $G$  is a homomorphism between the group  $G$  and the group of linear transformations in a vector space. In other words, to each group element  $g$  there corresponds a matrix  $U_g$  with non-zero determinant. The group multiplication is represented by the matrix product and

$$\begin{aligned}U_{g_1}U_{g_2} &= U_{g_1g_2} \\U_{g^{-1}} &= U_g^{-1} \\U_e &= I\end{aligned}$$

Each group has a *trivial* representation in which each group element is represented by the identity operator. If the linear space of the representation is a Hilbert space  $\mathcal{H}$ , then we can define a particularly useful class of *unitary* representations. These representations are made of unitary operators.

### H.1 Unitary representations of groups

Two representations  $U_g$  and  $U'_g$  in the Hilbert space  $\mathcal{H}$  are called *unitarily equivalent* if there exists a unitary operator  $V$  such that

$$U'_g = VU_gV^{-1}$$

Having two representations  $U_g$  and  $V_g$  in Hilbert spaces  $H_1$  and  $H_2$  respectively, we can always build another unitary representation  $W_g$  in the Hilbert space  $H = H_1 \oplus H_2$  by joining two matrices in the block diagonal form.

$$W_g = \begin{bmatrix} U_g & 0 \\ 0 & V_g \end{bmatrix} \quad (\text{H.1})$$

This is called the *direct sum* of two representations. The direct sum is denoted by the sign  $\oplus$

$$W_g = U_g \oplus V_g$$

A representation is called *reducible* if there is such unitary transformation which brings it into the block diagonal form (H.1). Otherwise, the representation is called *irreducible*.

*Casimir operators* are operators which commute with all representatives of group elements.

**Lemma H.1 (Schur's first lemma [299])** *Casimir operators of an unitary irreducible representation of any group are constant multiples of the unit matrix.*

From Appendix E.1 we know that the elements of any Lie group in the vicinity of the unit element can be represented as

$$g = e^A$$

where  $A$  is a vector from the Lie algebra of the group. Correspondingly, any matrix of the unitary group representation in  $\mathcal{H}$  can be written as

$$U_g = e^{-\frac{i}{\hbar} F_A}$$

where  $F_A$  is a Hermitian operator and  $\hbar$  is a real constant. Operators  $F_A$  form a *representation of the Lie algebra* in the Hilbert space  $\mathcal{H}$ . If the commutator of the Lie algebra elements is  $[A, B] = C$ , then the commutator of their Hermitian representatives is

$$[F_A, F_B] = i\hbar F_C$$

## H.2 The Heisenberg Lie algebra

The *Heisenberg Lie algebra*  $h_{2n}$  of dimension  $2n$  has basis elements  $\mathcal{P}_i$  and  $\mathcal{R}_i$  ( $i = 1, 2, \dots, n$ ) with Lie brackets

$$[\mathcal{P}_i, \mathcal{P}_j] = [\mathcal{R}_i, \mathcal{R}_j] = 0$$

$$[\mathcal{R}_i, \mathcal{P}_j] = \delta_{ij}$$

The following theorem is applicable

**Theorem H.2 (Stone-von Neumann [300])** *If  $(P_i, R_i)$  ( $i = 1, 2, \dots, n$ ) is a Hermitian representation<sup>1</sup> of the Heisenberg Lie algebra  $h_{2n}$  in the Hilbert space  $\mathcal{H}$ , then*

1. *representatives  $P_i$  and  $R_i$  have continuous spectra from  $-\infty$  to  $\infty$ .*
2. *any irreducible representation of  $h_{2n}$  is unitary equivalent to the so-called Schrödinger representation. In the physically relevant case  $n = 3$ , the Schrödinger representation is the one described in subsection 5.2.3: Vectors in the Hilbert space are represented by complex functions on  $\mathbb{R}^3$ ; operator  $\mathbf{R}$  multiplies these functions by  $\mathbf{r}$ ; operator  $\mathbf{P}$  is differentiation  $-i\hbar d/d\mathbf{r}$ .*

## H.3 Unitary irreducible representations of the rotation group

There is an infinite number of unitary irreducible representation  $D^s$  of the rotation group which are characterized by the value of spin  $s = 0, 1/2, 1, \dots$

---

<sup>1</sup>This means that Hermitian operators  $(P_i, R_i)$  satisfy commutation relations

$$\begin{aligned} [P_i, P_j] &= [R_i, R_j] = 0 \\ [R_i, P_j] &= i\hbar\delta_{ij} \end{aligned}$$

where  $\hbar$  is a real constant.

These representations are thoroughly discussed in a number of good textbooks, see, e.g., ref. [301]. In Table H.1 we just provide a summary of these results: the dimension of the representation space, the value of the Casimir operator  $\mathbf{S}^2$ , the spectrum of each component of the spin operator, and an explicit form of the three generators of the representation.

Table H.1: Unitary irreducible representations of SU(2)				
Spin:	$s = 0$	$s = 1/2$	$s = 1$	$s = 3/2, 2, \dots$
dimension	1	2	3	$2s + 1$
$\langle \mathbf{S}^2 \rangle$	0	$\frac{3}{4}\hbar^2$	$2\hbar^2$	$\hbar^2 s(s + 1)$
$s_x$ or $s_y$ or $s_z$	0	$-\hbar/2, \hbar/2$	$-\hbar, 0, \hbar$	$-\hbar s, \hbar(-s + 1), \dots, \hbar(s - 1), \hbar s$
$S_x$	0	$\begin{bmatrix} 0 & \hbar/2 \\ \hbar/2 & 0 \end{bmatrix}$	$\begin{bmatrix} 0 & 0 & 0 \\ 0 & 0 & -i\hbar \\ 0 & i\hbar & 0 \end{bmatrix}$	see, e.g., ref. [301]
$S_y$	0	$\begin{bmatrix} 0 & -i\hbar/2 \\ i\hbar/2 & 0 \end{bmatrix}$	$\begin{bmatrix} 0 & 0 & i\hbar \\ 0 & 0 & 0 \\ -i\hbar & 0 & 0 \end{bmatrix}$	
$S_z$	0	$\begin{bmatrix} \hbar/2 & 0 \\ 0 & -\hbar/2 \end{bmatrix}$	$\begin{bmatrix} 0 & -i\hbar & 0 \\ i\hbar & 0 & 0 \\ 0 & 0 & 0 \end{bmatrix}$	

Representations characterized by integer spin  $s$  are single-valued. Half-integer spin representations are double-valued.<sup>2</sup> For example, in the representation with  $s = 1/2$ , the rotation through the angle  $2\pi$  around the  $z$ -axis is represented by negative unity

$$\begin{aligned}
 e^{-\frac{i}{\hbar} S_z 2\pi} &= \exp\left(-\frac{2\pi i}{\hbar} \begin{bmatrix} \hbar/2 & 0 \\ 0 & -\hbar/2 \end{bmatrix}\right) \\
 &= \begin{bmatrix} e^{i\pi} & 0 \\ 0 & e^{-i\pi} \end{bmatrix} \\
 &= \begin{bmatrix} -1 & 0 \\ 0 & -1 \end{bmatrix} \\
 &= -I
 \end{aligned}$$

---

<sup>2</sup>see subsection 3.2.3



## H.4 Pauli matrices

Generators of the spin 1/2 of the rotation group are conveniently expressed through *Pauli matrices*  $\sigma_i$

$$S_i = \frac{\hbar}{2}\sigma_i$$

where

$$\sigma_t \equiv \sigma_0 = \begin{bmatrix} 1 & 0 \\ 0 & 1 \end{bmatrix} \quad (\text{H.2})$$

$$\sigma_x \equiv \sigma_1 = \begin{bmatrix} 0 & 1 \\ 1 & 0 \end{bmatrix} \quad (\text{H.3})$$

$$\sigma_y \equiv \sigma_2 = \begin{bmatrix} 0 & -i \\ i & 0 \end{bmatrix} \quad (\text{H.4})$$

$$\sigma_z \equiv \sigma_3 = \begin{bmatrix} 1 & 0 \\ 0 & -1 \end{bmatrix} \quad (\text{H.5})$$

For future reference we list here some properties of the Pauli matrices

$$\begin{aligned} [\sigma_i, \sigma_j] &= 2i \sum_{k=1}^3 \epsilon_{ijk} \sigma_k \\ \{\sigma_i, \sigma_j\} &= 2\delta_{ij} \sigma_0 \end{aligned}$$

and for arbitrary numerical 3-vectors  $\mathbf{a}$  and  $\mathbf{b}$

$$(\vec{\sigma} \cdot \mathbf{a})\vec{\sigma} = \mathbf{a}\sigma_0 + i[\vec{\sigma} \times \mathbf{a}] \quad (\text{H.6})$$

$$\vec{\sigma}(\vec{\sigma} \cdot \mathbf{a}) = \mathbf{a}\sigma_0 - i[\vec{\sigma} \times \mathbf{a}] \quad (\text{H.7})$$

$$(\vec{\sigma} \cdot \mathbf{a})(\vec{\sigma} \cdot \mathbf{b}) = \mathbf{a} \cdot \mathbf{b}\sigma_0 + i\vec{\sigma}[\mathbf{a} \times \mathbf{b}] \quad (\text{H.8})$$



# Appendix I

## Lorentz group and its representations

The Lorentz group is a 6-dimensional subgroup of the Poincaré group, which is formed by rotations and boosts. Linear representations of the Lorentz group play a significant role in many physical problems.

### I.1 4-vector representation of the Lorentz group

The 4-vector representation of the Lorentz group forms the mathematical framework of special relativity discussed in Appendix J. This representation resembles the 3-vector representation of the rotation group (Appendix D.2). Let us formally introduce a 4-dimensional real vector space whose vectors are denoted by<sup>1</sup>

$$\tau = \begin{bmatrix} ct \\ x \\ y \\ z \end{bmatrix}$$

Then representatives of boost transformations in this space can be written compactly in the matrix form

---

<sup>1</sup>Here  $c$  is the speed of light.

$$\begin{bmatrix} ct' \\ x' \\ y' \\ z' \end{bmatrix} = B(\vec{\theta}) \begin{bmatrix} ct \\ x \\ y \\ z \end{bmatrix} \quad (\text{I.1})$$

where  $B(\vec{\theta})$  is the  $4 \times 4$  matrix (1.51). We can define a *pseudoscalar product* in the space of 4-vectors  $\tau = (ct, x, y, z)$ , which can be written in a number of equivalent forms

$$\begin{aligned} \tau_1 \cdot \tau_2 &\equiv x_1 x_2 + y_1 y_2 + z_1 z_2 - c^2 t_1 t_2 \\ &= \sum_{\mu, \nu=0}^3 (\tau_1)_\mu g_{\mu\nu} (\tau_2)_\nu \\ &= [ct_1, x_1, y_1, z_1] \begin{bmatrix} -1 & 0 & 0 & 0 \\ 0 & 1 & 0 & 0 \\ 0 & 0 & 1 & 0 \\ 0 & 0 & 0 & 1 \end{bmatrix} \begin{bmatrix} ct_2 \\ x_2 \\ y_2 \\ z_2 \end{bmatrix} \\ &= \tau_1^T g \tau_2 \end{aligned} \quad (\text{I.2})$$

where  $g_{\mu\nu}$  are matrix elements of the matrix

$$g = \begin{bmatrix} -1 & 0 & 0 & 0 \\ 0 & 1 & 0 & 0 \\ 0 & 0 & 1 & 0 \\ 0 & 0 & 0 & 1 \end{bmatrix}$$

which is called the *metric tensor*.

For compact notation it is convenient to define a vector with “raised index” and Einstein’s convention to sum over repeated indices

$$\begin{aligned} \tau^\mu &\equiv \sum_{\nu=0}^3 g_{\mu\nu} \tau_\nu \\ &\equiv g_{\mu\nu} \tau_\nu \end{aligned}$$

Then, the pseudoscalar product can be rewritten as

$$\tau_1 \cdot \tau_2 \equiv (\tau_1)_\mu (\tau_2)^\mu \quad (\text{I.3})$$

One can easily see that boost transformations (I.1) conserve the pseudo-scalar product.<sup>2</sup> If we represent rotations by  $4 \times 4$  matrices

$$R(\vec{\phi}) = \begin{bmatrix} 1 & 0 \\ 0 & R_{\vec{\phi}} \end{bmatrix}.$$

then they also preserve the pseudo-scalar product (I.2). A general element of the Lorentz group can be represented as (rotation)  $\times$  (boost) (see eq. (1.47)), so its matrix

$$\Lambda = B(\vec{\theta})R(\vec{\phi}) \quad (\text{I.4})$$

preserves the pseudo-scalar product as well.

$$\begin{aligned} \tau'_1 \cdot \tau'_2 &\equiv \Lambda \tau_1 \cdot \Lambda \tau_2 \\ &= \tau_1^T \Lambda^T g \Lambda \tau_2 \\ &= \tau_1^T g \tau_2 \\ &= \tau_1 \cdot \tau_2 \end{aligned} \quad (\text{I.5})$$

which means that the matrix  $\Lambda$  must satisfy

$$g = \Lambda^T g \Lambda \quad (\text{I.6})$$

Taking the determinant of both sides we obtain

$$\begin{aligned} -1 &= \det(g) \\ &= \det(\Lambda^T g \Lambda) \\ &= -\det(\Lambda)^2 \end{aligned}$$

---

<sup>2</sup>For example, multiplying a 4-vector  $\tau = (ct, x, 0, 0)$  by the matrix (1.52) we obtain a 4-vector  $\tau' = (ct \cosh \theta - x \sinh \theta, x \cosh \theta - ct \sinh \theta, 0, 0)$  whose pseudoscalar square is the same  $\tau' \cdot \tau' = (x \cosh \theta - ct \sinh \theta)^2 - (ct \cosh \theta - x \sinh \theta)^2 = x^2 - c^2 t^2 = \tau \cdot \tau$ .

which implies

$$\det(\Lambda) = \pm 1$$

Writing eq. (I.6) for the  $g_{00}$  component we obtain

$$\begin{aligned} -1 &= g_{00} \\ &= \sum_{\alpha', \beta'=0}^3 \Lambda_{\alpha'0} g_{\alpha'\beta'} \Lambda_{\beta'0} \\ &= \Lambda_{10}^2 + \Lambda_{20}^2 + \Lambda_{30}^2 - \Lambda_{00}^2 \end{aligned}$$

It then follows that

$$\Lambda_{00}^2 \geq 1$$

which means that either

$$\Lambda_{00} \geq 1$$

or

$$\Lambda_{00} \leq -1$$

The unit element of the group is represented by the identity transformation  $I$ , which obviously has  $\det(I) = 1$  and  $I_{00} = 1$ . As we are interested only in rotations and boosts which can be continuously connected to the unit element, we must choose

$$\det(\Lambda) = 1 \tag{I.7}$$

$$\Lambda_{00} \geq 1 \tag{I.8}$$

The matrices satisfying eq. (I.6) with additional conditions (I.7) - (I.8) will be called *pseudoorthogonal*. Thus we can say that  $4 \times 4$  pseudo-orthogonal matrices form a representation of the Lorentz group.

Examples of matrices  $\Lambda$  corresponding to rotations around three axes are (D.23) - (D.25). Examples of matrices  $\Lambda$  for boosts are matrices  $B$  in equations (1.52) - (1.54).

Let us now find the corresponding matrix representation of the Lie algebra of the Lorentz group. According to our discussion in Appendix H.1, the matrix of a general Lorentz group element can be represented in the exponential form

$$\Lambda = e^{aF}$$

where  $F$  is element of the Lie algebra. Condition (I.6) then can be rewritten as

$$\begin{aligned} 0 &= \Lambda^T g \Lambda - g \\ &= e^{aF^T} g e^{aF} - g \\ &= (1 + aF^T + \dots)g(1 + aF + \dots) - g \\ &= a(F^T g - gF) + \dots \end{aligned}$$

where the ellipsis indicates terms proportional to  $a^2$ ,  $a^3$ , etc. This sets the following restriction on the matrices  $F$

$$F^T g - gF = 0.$$

We can easily find 6 linearly independent  $4 \times 4$  matrices of generators satisfying this condition. Three generators of rotations are<sup>3</sup>

$$\mathcal{J}_x = \begin{bmatrix} 0 & 0 & 0 & 0 \\ 0 & 0 & 0 & 0 \\ 0 & 0 & 0 & 1 \\ 0 & 0 & -1 & 0 \end{bmatrix}, \mathcal{J}_y = \begin{bmatrix} 0 & 0 & 0 & 0 \\ 0 & 0 & 0 & -1 \\ 0 & 0 & 0 & 0 \\ 0 & 1 & 0 & 0 \end{bmatrix}, \mathcal{J}_z = \begin{bmatrix} 0 & 0 & 0 & 0 \\ 0 & 0 & 1 & 0 \\ 0 & -1 & 0 & 0 \\ 0 & 0 & 0 & 0 \end{bmatrix} \quad (I.9)$$

and three generators of boosts are<sup>4</sup>

---

<sup>3</sup>They can be obtained from eqs (D.23) - (D.25).

<sup>4</sup>They can be obtained by differentiating explicit representation of boosts (1.52) - (1.54), e.g.,  $B(\theta, 0, 0) = \exp(\mathcal{K}_x c\theta)$ .

$$\mathcal{K}_x = \frac{1}{c} \begin{bmatrix} 0 & -1 & 0 & 0 \\ -1 & 0 & 0 & 0 \\ 0 & 0 & 0 & 0 \\ 0 & 0 & 0 & 0 \end{bmatrix}, \mathcal{K}_y = \frac{1}{c} \begin{bmatrix} 0 & 0 & -1 & 0 \\ 0 & 0 & 0 & 0 \\ -1 & 0 & 0 & 0 \\ 0 & 0 & 0 & 0 \end{bmatrix}, \mathcal{K}_z = \frac{1}{c} \begin{bmatrix} 0 & 0 & 0 & -1 \\ 0 & 0 & 0 & 0 \\ 0 & 0 & 0 & 0 \\ -1 & 0 & 0 & 0 \end{bmatrix} \quad (\text{I.10})$$

These six matrices form a basis of the Lie algebra of the Lorentz group.

A general Poincaré transformation  $(\Lambda, a)$  is a composition of a rotation/boost given by the matrix  $\Lambda$  and translation in space and time characterized by a 4-vector  $a = (t, x, y, z)$ . The unit element is  $(I, 0)$ . According to our convention in subsection 1.2.1, when transformation  $(\Lambda, a)$  is applied to a 4-vector  $\tau$ , the boost transformation is made first, which is followed by the translation, i.e.,

$$\begin{aligned} (\Lambda, a)\tau &= (I, a)(\Lambda, 0)\tau \\ &= (I, a)\Lambda\tau \\ &= \Lambda\tau + a \end{aligned}$$

The composition of two Poincaré group elements acts as

$$\begin{aligned} (\Lambda_2, a_2)(\Lambda_1, a_1)\tau &= (\Lambda_2, a_2)(\Lambda_1\tau + a_1) \\ &= \Lambda_2\Lambda_1\tau + \Lambda_2a_1 + a_2 \end{aligned}$$

which means that

$$(\Lambda_2, a_2)(\Lambda_1, a_1) = (\Lambda_2\Lambda_1, \Lambda_2a_1 + a_2) \quad (\text{I.11})$$

The inverse of  $(\Lambda, a)$  is

$$(\Lambda, a)^{-1} = (\Lambda^{-1}, -\Lambda^{-1}a) \quad (\text{I.12})$$

Indeed, we can check

$$(\Lambda, a)(\Lambda^{-1}, -\Lambda^{-1}a) = (\Lambda\Lambda^{-1}, \Lambda(-\Lambda^{-1}a) + a) = (1, 0)$$

Eqs. (I.11) and (I.12) provide a simple and compact way of writing the multiplication and inversion laws in the Poincaré group.



## I.2 Spinor representation of the Lorentz group

In this subsection, we would like to consider another (spinor) representation  $\mathcal{D}(\Lambda)$  of the Lorentz group. Before doing that, let us introduce the following  $4 \times 4$  *Dirac gamma matrices*.

$$\begin{aligned}\gamma^0 &= \begin{bmatrix} 1 & 0 & 0 & 0 \\ 0 & 1 & 0 & 0 \\ 0 & 0 & -1 & 0 \\ 0 & 0 & 0 & -1 \end{bmatrix} = \begin{bmatrix} \sigma_t & 0 \\ 0 & -\sigma_t \end{bmatrix} \\ \gamma^x &= \begin{bmatrix} 0 & 0 & 0 & 1 \\ 0 & 0 & 1 & 0 \\ 0 & -1 & 0 & 0 \\ -1 & 0 & 0 & 0 \end{bmatrix} = \begin{bmatrix} 0 & \sigma_x \\ -\sigma_x & 0 \end{bmatrix} \\ \gamma^y &= \begin{bmatrix} 0 & 0 & 0 & -i \\ 0 & 0 & i & 0 \\ 0 & i & 0 & 0 \\ -i & 0 & 0 & 0 \end{bmatrix} = \begin{bmatrix} 0 & \sigma_y \\ -\sigma_y & 0 \end{bmatrix} \\ \gamma^z &= \begin{bmatrix} 0 & 0 & 1 & 0 \\ 0 & 0 & 0 & -1 \\ -1 & 0 & 0 & 0 \\ 0 & 1 & 0 & 0 \end{bmatrix} = \begin{bmatrix} 0 & \sigma_z \\ -\sigma_z & 0 \end{bmatrix}\end{aligned}$$

In the above expressions each  $2 \times 2$  block can be expressed in terms of Pauli matrices from Appendix H.4

$$\gamma^0 = \begin{bmatrix} 1 & 0 \\ 0 & -1 \end{bmatrix} \quad (\text{I.13})$$

$$\vec{\gamma} = \begin{bmatrix} 0 & \vec{\sigma} \\ -\vec{\sigma} & 0 \end{bmatrix} \quad (\text{I.14})$$

These matrices satisfy the following properties

$$\gamma^0 \vec{\gamma} = \vec{\gamma}^\dagger \gamma^0 \quad (\text{I.15})$$

$$\gamma^\mu \gamma^\nu + \gamma^\nu \gamma^\mu = 2g^{\mu\nu} \quad (\text{I.16})$$

$$\gamma^0 \gamma^0 = 1 \quad (\text{I.17})$$

$$\text{Tr}(\gamma^\mu) = 0 \quad (\text{I.18})$$

$$\text{Tr}(\gamma^\mu \gamma^\nu) = 4g_{\mu\nu} \quad (\text{I.19})$$

The boost and rotation generators of the spinor representation of the Lorentz group are defined through commutators of gamma matrices

$$\vec{\mathcal{K}} = \frac{i\hbar}{4c} [\gamma^0, \vec{\gamma}] = \frac{i\hbar}{2c} \begin{bmatrix} 0 & \vec{\sigma} \\ \vec{\sigma} & 0 \end{bmatrix} \quad (\text{I.20})$$

$$\mathcal{J}_x = \frac{i\hbar}{4} [\gamma_y, \gamma_z] = \frac{\hbar}{2} \begin{bmatrix} \sigma_x & 0 \\ 0 & \sigma_x \end{bmatrix} \quad (\text{I.21})$$

$$\mathcal{J}_y = \frac{i\hbar}{4} [\gamma_z, \gamma_x] = \frac{\hbar}{2} \begin{bmatrix} \sigma_y & 0 \\ 0 & \sigma_y \end{bmatrix} \quad (\text{I.22})$$

$$\mathcal{J}_z = \frac{i\hbar}{4} [\gamma_x, \gamma_y] = \frac{\hbar}{2} \begin{bmatrix} \sigma_z & 0 \\ 0 & \sigma_z \end{bmatrix} \quad (\text{I.23})$$

It is not difficult to verify that these generators indeed satisfy commutation relations of the Lorentz algebra (3.53), (3.54), and (3.56). For example,

$$\begin{aligned} [\mathcal{J}_x, \mathcal{J}_y] &= \frac{\hbar^2}{4} \begin{bmatrix} [\sigma_x, \sigma_y] & 0 \\ 0 & [\sigma_x, \sigma_y] \end{bmatrix} \\ &= \frac{\hbar^2 i}{2} \begin{bmatrix} \sigma_z & 0 \\ 0 & \sigma_z \end{bmatrix} \\ &= i\hbar \mathcal{J}_z \\ [\mathcal{J}_x, \mathcal{K}_y] &= \frac{i\hbar^2}{4c} \left( \begin{bmatrix} \sigma_x & 0 \\ 0 & \sigma_x \end{bmatrix} \begin{bmatrix} 0 & \sigma_y \\ \sigma_y & 0 \end{bmatrix} - \begin{bmatrix} 0 & \sigma_y \\ \sigma_y & 0 \end{bmatrix} \begin{bmatrix} \sigma_x & 0 \\ 0 & \sigma_x \end{bmatrix} \right) \\ &= -\frac{\hbar^2}{2c} \begin{bmatrix} 0 & \sigma_z \\ \sigma_z & 0 \end{bmatrix} \\ &= i\hbar \mathcal{K}_z \\ [\mathcal{K}_x, \mathcal{K}_y] &= -\frac{\hbar^2}{4c^2} \left( \begin{bmatrix} 0 & \sigma_x \\ \sigma_x & 0 \end{bmatrix} \begin{bmatrix} 0 & \sigma_y \\ \sigma_y & 0 \end{bmatrix} - \begin{bmatrix} 0 & \sigma_y \\ \sigma_y & 0 \end{bmatrix} \begin{bmatrix} 0 & \sigma_x \\ \sigma_x & 0 \end{bmatrix} \right) \\ &= -\frac{\hbar^2}{4c^2} \begin{bmatrix} [\sigma_x, \sigma_y] & 0 \\ 0 & [\sigma_x, \sigma_y] \end{bmatrix} \\ &= -\frac{i\hbar^2}{2c^2} \begin{bmatrix} \sigma_z & 0 \\ 0 & \sigma_z \end{bmatrix} \end{aligned}$$

$$= -\frac{i\hbar}{c^2}\mathcal{J}_z$$

Using properties of Pauli matrices (H.2) - (H.5) we the following representation of finite boosts

$$\begin{aligned}\mathcal{D}_{ij}(e^{-\frac{ic}{\hbar}\vec{\mathcal{K}}\cdot\vec{\theta}}) &= \exp\left(\frac{1}{2}\begin{bmatrix} 0 & \vec{\sigma}\cdot\vec{\theta} \\ \vec{\sigma}\cdot\vec{\theta} & 0 \end{bmatrix}\right) \\ &= 1 + \frac{1}{2}\begin{bmatrix} 0 & \vec{\sigma}\cdot\vec{\theta} \\ \vec{\sigma}\cdot\vec{\theta} & 0 \end{bmatrix} + \frac{1}{2!}\left(\frac{\theta}{2}\right)^2\begin{bmatrix} 1 & 0 \\ 0 & 1 \end{bmatrix} + \dots \\ &= I \cosh \frac{\theta}{2} + \frac{2c}{i\hbar}\vec{\mathcal{K}}\cdot\frac{\vec{\theta}}{\theta} \sinh \frac{\theta}{2}\end{aligned}\quad (\text{I.24})$$

This equation allows us to prove another important property of gamma matrices

$$\mathcal{D}^{-1}(\Lambda)\gamma^\mu\mathcal{D}(\Lambda) = \sum_{\nu} \Lambda_{\mu\nu}\gamma^\nu \quad (\text{I.25})$$

Indeed, let us consider a particular case of this formula with  $\mu = 0$  and  $\Lambda$  being a boost with rapidity  $\theta$  along the  $x$ -axis. Then

$$\begin{aligned}&\mathcal{D}^{-1}(\Lambda)\gamma^0\mathcal{D}(\Lambda) \\ &= (I \cosh \frac{\theta}{2} - \frac{2c}{i\hbar}K_x \sinh \frac{\theta}{2})\gamma^0(I \cosh \frac{\theta}{2} + \frac{2c}{i\hbar}K_x \sinh \frac{\theta}{2}) \\ &= (\cosh \frac{\theta}{2}\begin{bmatrix} 1 & 0 \\ 0 & 1 \end{bmatrix} - \sinh \frac{\theta}{2}\begin{bmatrix} 0 & \sigma_x \\ \sigma_x & 0 \end{bmatrix})\begin{bmatrix} 1 & 0 \\ 0 & -1 \end{bmatrix}(\cosh \frac{\theta}{2}\begin{bmatrix} 1 & 0 \\ 0 & 1 \end{bmatrix} + \sinh \frac{\theta}{2}\begin{bmatrix} 0 & \sigma_x \\ \sigma_x & 0 \end{bmatrix}) \\ &= \cosh^2 \frac{\theta}{2}\begin{bmatrix} 1 & 0 \\ 0 & -1 \end{bmatrix} - 2 \sinh \frac{\theta}{2} \cosh \frac{\theta}{2}\begin{bmatrix} 0 & -\sigma_x \\ \sigma_x & 0 \end{bmatrix} + \sinh^2 \frac{\theta}{2}\begin{bmatrix} 1 & 0 \\ 0 & -1 \end{bmatrix} \\ &= \gamma^0 \cosh \theta + \gamma^x \sinh \theta\end{aligned}$$

In agreement with the definition of the boost matrix  $\Lambda$  (1.52).

One can also check for pure boosts

$$\gamma^0\mathcal{D}(e^{-\frac{ic}{\hbar}\vec{\mathcal{K}}\cdot\vec{\theta}})\gamma^0 = 1 + \frac{1}{2}\gamma^0\begin{bmatrix} 0 & \vec{\sigma}\cdot\vec{\theta} \\ \vec{\sigma}\cdot\vec{\theta} & 0 \end{bmatrix}\gamma^0 + \frac{1}{2!}\left(\frac{\theta}{2}\right)^2\begin{bmatrix} 1 & 0 \\ 0 & 1 \end{bmatrix} + \dots$$

$$\begin{aligned}
&= 1 - \frac{1}{2} \begin{bmatrix} 0 & \vec{\sigma} \cdot \vec{\theta} \\ \vec{\sigma} \cdot \vec{\theta} & 0 \end{bmatrix} + \frac{1}{2!} \left(\frac{\theta}{2}\right)^2 \begin{bmatrix} 1 & 0 \\ 0 & 1 \end{bmatrix} + \dots \\
&= \mathcal{D}(e^{\frac{ic}{\hbar} \vec{K} \cdot \vec{\theta}}) \\
&= \mathcal{D}^{-1}(e^{-\frac{ic}{\hbar} \vec{K} \cdot \vec{\theta}})
\end{aligned}$$

A similar calculation for rotations should convince us that for a general transformation  $\Lambda$  from the Lorentz subgroup

$$\gamma^0 \mathcal{D}(\Lambda) \gamma^0 = \mathcal{D}^{-1}(\Lambda) \quad (\text{I.26})$$

Another useful formula is

$$\begin{aligned}
D(\Lambda) \gamma^0 D(\Lambda) &= D(\Lambda) \gamma^0 D(\Lambda) \gamma^0 \gamma^0 \\
&= D(\Lambda) D^{-1}(\Lambda) \gamma^0 \\
&= \gamma^0
\end{aligned} \quad (\text{I.27})$$

# Appendix J

## Special relativity

In this book we argue that special relativity [153] is an approximate way to connect observations made in different inertial frames of reference. Approximations made in this approach are discussed in chapter 10. In this Appendix we present major assertions of special relativity.

### J.1 Lorentz transformations for time and position

The most fundamental result of special relativity is the formula that relates space-time coordinates of the same event seen from two inertial reference frames  $O$  and  $O'$  moving with respect to each other. Suppose that observer  $O'$  moves with respect to  $O$  with rapidity  $\vec{\theta}$ . Suppose also that  $(t, \mathbf{x})$  are space-time coordinates of an event viewed by observer  $O$ . Then, according to special relativity, the space-time coordinates  $(t', \mathbf{x}')$  of the event from the point of view of  $O'$  are given by formula (I.1), which is called *the Lorentz transformation for time and position of the event*. In particular, if observer  $O'$  moves with the speed  $v = c \tanh \theta$  along the  $x$ -axis, then the matrix  $B(\theta)$  is (1.52)

$$B(\theta) = \begin{bmatrix} \cosh \theta & -\sinh \theta & 0 & 0 \\ -\sinh \theta & \cosh \theta & 0 & 0 \\ 0 & 0 & 1 & 0 \\ 0 & 0 & 0 & 1 \end{bmatrix} \quad (\text{J.1})$$

and Lorentz transformation (I.1) can be written in a more familiar form

$$t' = t \cosh \theta - x/c \sinh \theta \quad (\text{J.2})$$

$$x' = x \cosh \theta - ct \sinh \theta \quad (\text{J.3})$$

$$y' = y \quad (\text{J.4})$$

$$z' = z \quad (\text{J.5})$$

It is important to note that special relativity makes the following assertion

**Assertion J.1 (the universality of Lorentz transformations)** *Lorentz transformations (J.2) - (J.5) are exact and universal: they are valid for all kinds of events; they do not depend on the composition of the physical system and on the interaction acting in the system.*

Several important consequences follow from this assumption. Here we will discuss the ban on superluminal propagation of signals, Einstein's time dilation formula for the decay of moving particles, and — the most far-reaching result — the unification of space and time in one 4-dimensional Minkowski space-time manifold.

## J.2 The ban on superluminal signaling

Special relativity says that if some physical process occurs at point  $A$  at time  $t = 0$ , then it can have absolutely no effect on physical processes occurring at point  $B$  during times less than  $t = R_{AB}/c$ , where  $R_{AB}$  is the distance between points  $A$  and  $B$ . In other words

**Assertion J.2 (no superluminal signaling)** *No signal may propagate faster than the speed of light.*

The “proof” of this Assertion goes like this [183]. Consider a superluminal signal propagating between  $A$  and  $B$  in the reference frame  $O$ , so that event  $A$  can be described as the *cause* and event  $B$  is the *effect*. These two events have space-time coordinates  $(t_A, \mathbf{x}_A)$  and  $(t_B, \mathbf{x}_B)$ , where

$$t_B < t_A + |\mathbf{x}_A - \mathbf{x}_B|/c$$

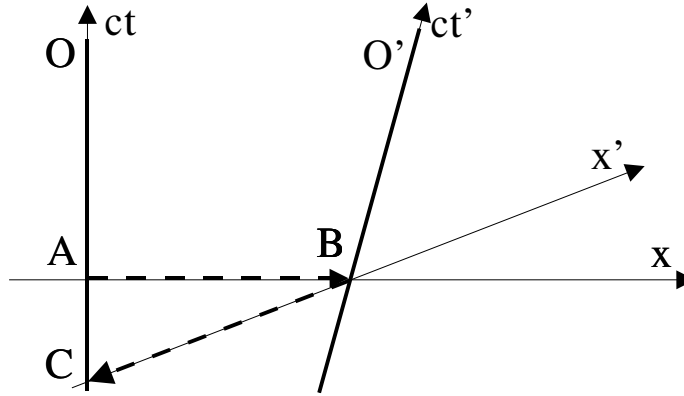


Figure J.1: Space-time diagram explaining the impossibility of superluminal (or instantaneous) signaling. Observers  $O$  and  $O'$  have coordinate systems with space-time axes  $(x, t)$  and  $(x', t')$ , respectively. Observer  $O$  sends superluminal signal  $A \rightarrow B$ , and observer  $O'$  responds with the signal  $B \rightarrow C$ , which arrives to the reference frame  $O$  earlier than the original signal was emitted from  $A$ .

The fact of superluminal signal propagation, by itself, does not contradict any sacred physical principle. A problem arises in the moving frame of reference  $O'$ . It is not difficult to find a moving frame  $O'$  in which, according to Lorentz transformations (J.2) - (J.5), the time order of events ( $t'_A$  and  $t'_B$ ) changes, i.e., instead of event  $B$  being *later* than  $A$ , it actually occurs *earlier* than  $A$  ( $t'_B < t'_A$ ). This means that for observer  $O'$  *the effect precedes the cause*, which contradicts the universal principle of causality, and is clearly absurd.

The logical contradiction associated with superluminal propagation of signals is usually illustrated by the following thought experiment. Consider again two reference frames  $O$  and  $O'$ , such that  $O$  is at rest and  $O'$  moves away from  $O$  with speed  $v < c$ . Suppose that both frames contain devices that can send superluminal signals. To simplify our discussion, we will consider the extreme case of signals propagating with infinite velocity. On the space-time diagram (fig. J.1) world-lines of the two devices are shown by bold lines. At time  $t = 0$  (measured by the clock in  $O$ ) all events located on the horizontal  $x$ -axis appear simultaneous from the point of view of  $O$ . On the other hand, space-time events on the axis  $x'$  appear simultaneous from the point of view of  $O'$ . Now suppose that at time  $t = 0$  observer  $O$  sends instantaneous

signal (dashed line  $A \rightarrow B$ ), which arrives to the observer  $O'$  at point  $B$  of her world-line. Upon the arrival of the signal,  $O'$  decides to turn on her signaling device. Apparently, this signal (shown by the dashed line  $B \rightarrow C$ ) reaches observer  $O$  (point  $C$  on this observer's world-line) earlier that he has switched on his signaling device. The paradox arises from the fact that the signaling device in  $O$  can be arranged in such a way that it is forced to shut down (or even to be destroyed) by the arrival of the signal from  $O'$ . This means that the original signal from  $O$  could not be emitted in the first place. This is clearly a logical contradiction, which forbids superluminal signaling in classical relativistic mechanics.

### J.3 Minkowski space-time and manifest covariance

An important consequence of the Assertion J.1 is the idea of the Minkowski 4-dimensional space-time. It wouldn't be an exaggeration to say that this concept is the foundation of the entire mathematical formalism of modern relativistic physics.

The logic of introducing the Minkowski space-time was as follows: According to Assertion J.1, Lorentz transformations (J.2) - (J.5) are universal and interaction-independent. These transformations coincide with the abstract 4-vector representation of the Lorentz group introduced in Appendix I.1. It is then natural to assume that the abstract 4-dimensional vector space with pseudo-scalar product defined in Appendix I.1 can be identified with the space-time arena in which all real physical processes occur. Then space and time coordinates of any event become unified as different components of the same time-position 4-vector, and the real geometry of the world becomes a 4-dimensional space-time geometry. The role of "distance" between two points (events) in this space-time is played by the *interval*

$$s \equiv \sqrt{c^2(t_1 - t_2)^2 - (x_1 - x_2)^2 - (y_1 - y_2)^2 - (z_1 - z_2)^2}$$

which is preserved by Lorentz transformations, rotations, and space-time translations. Thus *Minkowski space-time* becomes endowed with *pseudo-Euclidean metric*. Minkowski described this space and time unification in following words:



*From henceforth, space by itself, and time by itself, have vanished into the merest shadows and only a kind of blend of the two exists in its own right.* H. Minkowski

In analogy with familiar 3D scalars, vectors, and tensors (see Appendix D), special relativity of Einstein and Minkowski requires that physical quantities transform in a linear “manifestly covariant” way, i.e., as 4-scalars, or 4-vectors, or 4-tensors, etc.

**Assertion J.3 (manifest covariance of physical laws [302])** *Every general law of nature must be so constituted that it is transformed into a law of exactly the same form when, instead of the space-time variables  $t, x, y, z$  of the original coordinate system  $K$ , we introduce new space-time variables  $t', x', y', z'$  of a coordinate system  $K'$ . In this connection the relation between the ordinary and the accented magnitudes is given by the Lorentz transformation. Or in brief: General laws of nature are co-variant with respect to Lorentz transformations.*

From Assertions J.1 and J.3 one can immediately obtain many important physical predictions of special relativity. One consequence of Lorentz transformations is that the length of a measuring rod reduces by a universal factor

$$l' = l / \cosh \theta \quad (\text{J.6})$$

from the point of view of a moving reference frame. Another well-known result is that the duration of time intervals between any two events increases by the same factor  $\cosh \theta$

$$\Delta t' = \Delta t \cosh \theta \quad (\text{J.7})$$

An experimentally verifiable consequence of this *time dilation* formula will be discussed in the next section.

## J.4 Decay of moving particles in special relativity

Suppose that from the viewpoint of observer  $O$  the unstable particle is prepared at rest in the origin  $x = y = z = 0$  at time  $t = 0$  in the non-decayed state, so that  $\omega(0, 0) = 1$ .<sup>1</sup> Then observer  $O$  may associate the space-time point

$$(t, x, y, z)_{prep} = (0, 0, 0, 0) \quad (\text{J.8})$$

with the event of preparation. We know that the non-decay probability decreases with time by (almost) exponential *decay law*<sup>2</sup>

$$\omega(0, t) \approx \exp\left(-\frac{t}{\tau_0}\right) \quad (\text{J.9})$$

At time  $t = \tau_0$  the non-decay probability is exactly  $\omega(0, \tau_0) = e^{-1}$ . This “one lifetime” event has space-time coordinates

$$(t, x, y, z)_{life} = (\tau_0, 0, 0, 0) \quad (\text{J.10})$$

according to the observer  $O$ .

Let us now take the point of view of the moving observer  $O'$ . According to special relativity, this observer will also observe the “preparation” and the “lifetime” events, when the non-decay probabilities are 1 and  $e^{-1}$ , respectively. However, observer  $O'$  may disagree with  $O$  about the space-time coordinates of these events. Substituting (J.8) and (J.10) in (J.2) - (J.5) we see that from the point of view of  $O'$ , the “preparation” event has coordinates  $(0, 0, 0, 0)$ , and the “lifetime” event has coordinates  $(\tau_0 \cosh \theta, -c\tau_0 \sinh \theta, 0, 0)$ . Therefore, the time elapsed between these two events is  $\cosh \theta$  times longer than in the reference frame  $O$ . This also means

---

<sup>1</sup>Here we follow notation from section 13 by writing  $\omega(\theta, t)$  the non-decay probability observed from the reference frame  $O'$  moving with respect to  $O$  with rapidity  $\theta$  at time  $t$  (measured by a clock attached to  $O'$ ).

<sup>2</sup>Actually, as we saw in subsection 13.1.7, the decay law is not exactly exponential, but this is not important for our derivation of eq. (J.11) here.

that the decay law is exactly  $\cosh \theta$  slower from the point of view of the moving observer  $O'$ . This finding is summarized in the famous Einstein's "time dilation" formula

$$\omega(\theta, t) = \omega(0, \frac{t}{\cosh \theta}) \quad (\text{J.11})$$

which was confirmed in numerous experiments [303, 304, 305], most accurately for muons accelerated to relativistic speeds in a cyclotron [293, 294]. These experiments were certainly a triumph of Einstein's theory. However, as we see from the above discussion, eq. (J.11) can be derived only under assumption J.1, which lacks proper justification. Therefore, a question remains whether eq. (J.11) is a fundamental exact result or simply an approximation that can be disproved by more accurate measurements? This question is addressed in section 13.



# Appendix K

## Quantum fields for fermions

According to our interpretation of quantum field theory, quantum fields are not fundamental ingredients of the material world. They are simply convenient mathematical expressions, which make construction of relativistic and cluster-separable interactions especially easy. For this reason, discussion of quantum fields is placed in the Appendix. Here we will discuss quantum fields for fermions (electrons and protons with their antiparticles). In the next Appendix we will consider the photon's quantum field.

### K.1 Construction of the fermion field

According to the Step 1 in subsection 8.1.1, in order to construct relativistic interaction operators, we need to associate with each particle type a finite-dimensional representation of the Lorentz group and a quantum field. In this section we are going to build the quantum field for electrons and positrons. We postulate that this *Dirac field* has 4 components, transforms according to the 4D spinor representation of the Lorentz group<sup>1</sup> and has the following form<sup>2</sup>

$$\psi_\alpha(\mathbf{x}, t)$$

---

<sup>1</sup>see Appendix I.2

<sup>2</sup>This form (apart from the overall normalization of the field) can be uniquely established from the properties (I) - (IV) in Step 1 of subsection 8.1.1 (see [9]).

$$= \int \frac{d\mathbf{p}}{(2\pi\hbar)^{3/2}} \sqrt{\frac{mc^2}{\omega_{\mathbf{p}}}} \sum_{\sigma} (e^{-\frac{i}{\hbar}p \cdot x} u_{\alpha}(\mathbf{p}, \sigma) a_{\mathbf{p}, \sigma} + e^{\frac{i}{\hbar}p \cdot x} v_{\alpha}(\mathbf{p}, \sigma) b_{\mathbf{p}, \sigma}^{\dagger}) \quad (\text{K.1})$$

Here  $a_{\mathbf{p}, \sigma}$  is the electron annihilation operator and  $b_{\mathbf{p}, \sigma}^{\dagger}$  is the positron creation operator. For brevity, we denote  $p \equiv (\omega_{\mathbf{p}}, cp_x, cp_y, cp_z)$  the energy-momentum 4-vector, and  $x \equiv (t, x/c, y/c, z/c)$  the 4-vector in the Minkowski space-time. The pseudo-scalar product of the 4-vectors is denoted by dot:  $p \cdot x \equiv \sum_{\mu\nu} p_{\mu} g_{\mu\nu} x_{\nu} = \mathbf{p}\mathbf{x} - \omega_{\mathbf{p}}t$ . Numerical factors  $u_{\alpha}(\mathbf{p}, \sigma)$  and  $v_{\alpha}(\mathbf{p}, \sigma)$  will be discussed in Appendix K.2. Note that according to eqs (7.34) and (7.35)

$$\psi_{\alpha}(\mathbf{x}, t) = e^{-\frac{i}{\hbar}H_0 t} \psi_{\alpha}(\mathbf{x}, 0) e^{\frac{i}{\hbar}H_0 t}$$

so, the  $t$ -dependence demanded by eq. (7.50) for regular operators is satisfied.

The Dirac field can be represented by a 4-component column of operator functions

$$\psi(\mathbf{x}, t) = \begin{bmatrix} \psi_1(\mathbf{x}, t) \\ \psi_2(\mathbf{x}, t) \\ \psi_3(\mathbf{x}, t) \\ \psi_4(\mathbf{x}, t) \end{bmatrix}$$

We will also need the *conjugate* field

$$\psi_{\alpha}^{\dagger}(\mathbf{x}, t) = \int \frac{d\mathbf{p}}{(2\pi\hbar)^{3/2}} \sqrt{\frac{mc^2}{\omega_{\mathbf{p}}}} \sum_{\sigma} (e^{\frac{i}{\hbar}p \cdot x} u_{\alpha}^{\dagger}(\mathbf{p}, \sigma) a_{\mathbf{p}, \sigma}^{\dagger} + e^{-\frac{i}{\hbar}p \cdot x} v_{\alpha}^{\dagger}(\mathbf{p}, \sigma) b_{\mathbf{p}, \sigma})$$

usually represented as a row

$$\psi^{\dagger} = [\psi_1^*, \psi_2^*, \psi_3^*, \psi_4^*]$$

The *adjoint* field

$$\bar{\psi}_{\alpha}(\mathbf{x}, t) = \sum_{\beta} \psi_{\beta}^{\dagger}(\mathbf{x}, t) \gamma_{\beta\alpha}^0 \quad (\text{K.2})$$

is also represented as a row

$$\begin{aligned}
 \bar{\psi} &= \psi^\dagger \gamma^0 \\
 &= [\psi_1^*, \psi_2^*, \psi_3^*, \psi_4^*] \begin{bmatrix} 1 & 0 & 0 & 0 \\ 0 & 1 & 0 & 0 \\ 0 & 0 & -1 & 0 \\ 0 & 0 & 0 & -1 \end{bmatrix} \\
 &= [\psi_1^*, \psi_2^*, -\psi_3^*, -\psi_4^*]
 \end{aligned}$$

The quantum field for the proton-antiproton system is built similarly to (K.1)

$$\Psi(\mathbf{x}, t) = \int \frac{d\mathbf{p}}{(2\pi\hbar)^{3/2}} \sqrt{\frac{Mc^2}{\Omega_{\mathbf{p}}}} \sum_{\sigma} (e^{-\frac{i}{\hbar}\mathbf{p}\mathbf{x} + \frac{i}{\hbar}\Omega_{\mathbf{p}}t} w(\mathbf{p}, \sigma) d_{\mathbf{p}, \sigma} + e^{\frac{i}{\hbar}\mathbf{p}\mathbf{x} - \frac{i}{\hbar}\Omega_{\mathbf{p}}t} s(\mathbf{p}, \sigma) f_{\mathbf{p}, \sigma}^\dagger)$$

where  $\Omega_{\mathbf{p}} = \sqrt{M^2c^4 + p^2c^2}$ ,  $M$  is the proton mass, and functions  $w(\mathbf{p}, \sigma)$  and  $s(\mathbf{p}, \sigma)$  are the same as  $u(\mathbf{p}, \sigma)$  and  $v(\mathbf{p}, \sigma)$  but with the electron mass  $m$  substituted by the proton mass  $M$ .

## K.2 Properties of factors $u$ and $v$

The key components in the expression (K.1) for the field are numerical functions  $u_\alpha(\mathbf{p}, \sigma)$  and  $v_\alpha(\mathbf{p}, \sigma)$ . We can represent them as  $4 \times 2$  matrices with index  $\alpha = 1, 2, 3, 4$  enumerating rows and index  $\sigma = -1/2, 1/2$  enumerating columns. Let us first postulate the following form of these matrices at zero momentum

$$u(\mathbf{0}) = \begin{bmatrix} 0 & 1 \\ 1 & 0 \\ 0 & 0 \\ 0 & 0 \end{bmatrix}, \quad v(\mathbf{0}) = \begin{bmatrix} 0 & 0 \\ 0 & 0 \\ 0 & 1 \\ 1 & 0 \end{bmatrix}$$

Sometimes it is convenient to represent these matrices as four vectors-columns

$$u(\mathbf{0}, -\frac{1}{2}) = \begin{bmatrix} 0 \\ 1 \\ 0 \\ 0 \end{bmatrix} \quad (\text{K.3})$$

$$u(\mathbf{0}, \frac{1}{2}) = \begin{bmatrix} 1 \\ 0 \\ 0 \\ 0 \end{bmatrix} \quad (\text{K.4})$$

$$v(\mathbf{0}, -\frac{1}{2}) = \begin{bmatrix} 0 \\ 0 \\ 0 \\ 1 \end{bmatrix} \quad (\text{K.5})$$

$$v(\mathbf{0}, \frac{1}{2}) = \begin{bmatrix} 0 \\ 0 \\ 1 \\ 0 \end{bmatrix} \quad (\text{K.6})$$

We will get more compact formulas if we introduce 2-component quantities

$$\chi_{1/2} = \begin{bmatrix} 1 \\ 0 \end{bmatrix}, \quad \chi_{-1/2} = \begin{bmatrix} 0 \\ 1 \end{bmatrix}, \quad \chi_{1/2}^\dagger = (1, 0), \quad \chi_{-1/2}^\dagger = (0, 1) \quad (\text{K.7})$$

Then we can write

$$u(\mathbf{0}, \sigma) = \begin{bmatrix} \chi_\sigma \\ 0 \end{bmatrix}, \quad v(\mathbf{0}, \sigma) = \begin{bmatrix} 0 \\ \chi_\sigma \end{bmatrix}$$

Let us verify that matrix  $u(\mathbf{0})$  has the following property

$$\sum_{\beta} \mathcal{D}_{\alpha\beta}(R) u_{\beta}(\mathbf{0}, \sigma) = \sum_{\tau} u_{\alpha}(\mathbf{0}, \tau) D_{\tau\sigma}^{1/2}(R) \quad (\text{K.8})$$

where  $\mathcal{D}$  is the spinor representation of the Lorentz group,<sup>3</sup>  $D^{1/2}$  is the 2-dimensional unitary irreducible representation of the rotation group (see Table H.1), and  $R$  is any rotation. By denoting  $\mathcal{J}_k$  the generators of rotations

---

<sup>3</sup>see Appendix I.2



in the representation  $\mathcal{D}_{\alpha\beta}(R)$  and  $S_k$  the generators of rotations in the representation  $D_{\sigma\sigma'}^{1/2}(R)$  we can write eq. (K.8) in an equivalent differential form

$$\sum_{\beta} (\mathcal{J}_k)_{\alpha\beta}(R) u_{\beta}(\mathbf{0}, \sigma) = \sum_{\tau} u_{\alpha}(\mathbf{0}, \tau) (S_k)_{\tau\sigma}(R)$$

Let us check that this equation is satisfied for rotations around the  $x$ -axis. Acting with the  $4 \times 4$  matrix (I.21)

$$\mathcal{J}_x = \frac{\hbar}{2} \begin{bmatrix} 0 & 1 & 0 & 0 \\ 1 & 0 & 0 & 0 \\ 0 & 0 & 0 & 1 \\ 0 & 0 & 1 & 0 \end{bmatrix}$$

on the index  $\beta$  in  $u_{\beta}(\mathbf{0}, \sigma)$  we obtain

$$\mathcal{J}_x u(\mathbf{0}) = \frac{\hbar}{2} \begin{bmatrix} 0 & 1 & 0 & 0 \\ 1 & 0 & 0 & 0 \\ 0 & 0 & 0 & 1 \\ 0 & 0 & 1 & 0 \end{bmatrix} \begin{bmatrix} 0 & 1 \\ 1 & 0 \\ 0 & 0 \\ 0 & 0 \end{bmatrix} = \frac{\hbar}{2} \begin{bmatrix} 1 & 0 \\ 0 & 1 \\ 0 & 0 \\ 0 & 0 \end{bmatrix}$$

This has the same effect as acting with  $2 \times 2$  matrix (see Table H.1)

$$S_x = \frac{\hbar}{2} \begin{bmatrix} 0 & 1 \\ 1 & 0 \end{bmatrix}$$

on the index  $\tau$  in  $u_{\alpha}(\mathbf{0}, \tau)$ .

$$\begin{aligned} u(\mathbf{0}) J_x &= \frac{\hbar}{2} \begin{bmatrix} 0 & 1 \\ 1 & 0 \\ 0 & 0 \\ 0 & 0 \end{bmatrix} \begin{bmatrix} 0 & 1 \\ 1 & 0 \end{bmatrix} \\ &= \frac{\hbar}{2} \begin{bmatrix} 1 & 0 \\ 0 & 1 \\ 0 & 0 \\ 0 & 0 \end{bmatrix} \end{aligned}$$

This proves eq. (K.8). Similarly, one can show

$$\sum_{\beta} \mathcal{D}_{\alpha\beta}(R) v_{\beta}(\mathbf{0}, \sigma) = \sum_{\tau} v_{\alpha}(\mathbf{0}, \tau) D_{\tau\sigma}^{*1/2}(R)$$

The corresponding formula for the adjoint factor  $\bar{u}$  is obtained as follows. First take the Hermitian conjugate of (K.8), multiply it by  $\gamma^0$  from the right, and take into account eqs. (I.17) and (I.26)

$$\begin{aligned} u^{\dagger}(\mathbf{0}, \sigma) \gamma^0 \gamma^0 \mathcal{D}^{\dagger}(R) \gamma^0 &= \sum_{\tau} u^{\dagger}(\mathbf{0}, \tau) \gamma^0 D_{\tau\sigma}^{1/2}(R) \\ \bar{u}(\mathbf{0}, \sigma) \mathcal{D}^{\dagger}(-R) &= \sum_{\tau} \bar{u}(\mathbf{0}, \tau) D_{\tau\sigma}^{1/2}(R) \end{aligned} \quad (\text{K.9})$$

The values of  $u_{\alpha}(\mathbf{p}, \sigma)$  and  $v_{\alpha}(\mathbf{p}, \sigma)$  at arbitrary momentum are obtained from zero-momentum values by applying the spinor representation matrix of the standard boost  $\lambda_{\mathbf{p}}$  (5.2)

$$u_{\alpha}(\mathbf{p}, \sigma) = \sum_{\beta} \mathcal{D}_{\alpha\beta}(\lambda_{\mathbf{p}}) u_{\beta}(\mathbf{0}, \sigma) \quad (\text{K.10})$$

$$v_{\alpha}(\mathbf{p}, \sigma) = \sum_{\beta} \mathcal{D}_{\alpha\beta}(\lambda_{\mathbf{p}}) v_{\beta}(\mathbf{0}, \sigma) \quad (\text{K.11})$$

Taking a Hermitian conjugate of (K.10) and multiplying by  $\gamma^0$  from the right we obtain

$$\begin{aligned} \bar{u}(\mathbf{p}, \sigma) &\equiv u^{\dagger}(\mathbf{p}, \sigma) \gamma^0 \\ &= u^{\dagger}(\mathbf{0}, \sigma) \mathcal{D}^{\dagger}(\lambda_{\mathbf{p}}) \gamma^0 \\ &= u^{\dagger}(\mathbf{0}, \sigma) \gamma^0 \gamma^0 \mathcal{D}(\lambda_{\mathbf{p}}) \gamma^0 \\ &= u^{\dagger}(\mathbf{0}, \sigma) \gamma^0 \mathcal{D}^{-1}(\lambda_{\mathbf{p}}) \\ &= \bar{u}(\mathbf{0}, \sigma) \mathcal{D}^{-1}(\lambda_{\mathbf{p}}) \end{aligned} \quad (\text{K.12})$$

and

$$\bar{v}(\mathbf{p}, \sigma) = \bar{v}(\mathbf{0}, \sigma) \mathcal{D}^{-1}(\lambda_{\mathbf{p}})$$

### K.3 Explicit formulas for $u$ and $v$

Now let us find explicit expressions for factors  $u, v, \bar{u}$ , and  $\bar{v}$ . Using formulas (I.24), (I.20), and

$$\begin{aligned}\theta &= \tanh^{-1}(v/c) \\ \tanh \frac{\theta}{2} &= \frac{\tanh \theta}{1 + \sqrt{1 - \tanh^2 \theta}} = \frac{v/c}{1 + \sqrt{1 - v^2/c^2}} = \frac{pc}{\omega_{\mathbf{p}} + mc^2} \\ \cosh \frac{\theta}{2} &= \frac{1}{\sqrt{1 - \tanh^2 \frac{\theta}{2}}} = \sqrt{\frac{\omega_{\mathbf{p}} + mc^2}{2mc^2}} \\ \sinh \frac{\theta}{2} &= \tanh \frac{\theta}{2} \cosh \frac{\theta}{2}\end{aligned}$$

we obtain

$$\begin{aligned}\mathcal{D}(\lambda_{\mathbf{p}}) &= e^{-\frac{i}{\hbar} \vec{\mathcal{K}} \cdot \frac{\mathbf{p}}{p} c \theta_{\mathbf{p}}} \\ &= I \cosh \frac{\theta_{\mathbf{p}}}{2} + \frac{2c}{i\hbar} \frac{\vec{\mathcal{K}} \cdot \mathbf{p}}{p} \sinh \frac{\theta_{\mathbf{p}}}{2} \\ &= \cosh \frac{\theta_{\mathbf{p}}}{2} \begin{bmatrix} 1 & 0 \\ 0 & 1 \end{bmatrix} + \sinh \frac{\theta_{\mathbf{p}}}{2} \begin{bmatrix} 0 & \frac{\vec{\sigma} \cdot \mathbf{p}}{p} \\ \frac{\vec{\sigma} \cdot \mathbf{p}}{p} & 0 \end{bmatrix} \\ &= \cosh \frac{\theta_{\mathbf{p}}}{2} \left( 1 + \tanh \frac{\theta_{\mathbf{p}}}{2} \begin{bmatrix} 0 & \frac{\vec{\sigma} \cdot \mathbf{p}}{p} \\ \frac{\vec{\sigma} \cdot \mathbf{p}}{p} & 0 \end{bmatrix} \right) \\ &= \sqrt{\frac{\omega_{\mathbf{p}} + mc^2}{2mc^2}} \left( 1 + \frac{pc}{\omega_{\mathbf{p}} + mc^2} \begin{bmatrix} 0 & \frac{\vec{\sigma} \cdot \mathbf{p}}{p} \\ \frac{\vec{\sigma} \cdot \mathbf{p}}{p} & 0 \end{bmatrix} \right) \\ &= \sqrt{\frac{\omega_{\mathbf{p}} + mc^2}{2mc^2}} \begin{bmatrix} 1 & \frac{\vec{\sigma} \cdot \mathbf{p} c}{\omega_{\mathbf{p}} + mc^2} \\ \frac{\vec{\sigma} \cdot \mathbf{p} c}{\omega_{\mathbf{p}} + mc^2} & 1 \end{bmatrix}\end{aligned}$$

Then, inserting this result in (K.10) we obtain

$$\begin{aligned}u(\mathbf{p}, \sigma) &= \sqrt{\frac{\omega_{\mathbf{p}} + mc^2}{2mc^2}} \begin{bmatrix} 1 & \frac{\vec{\sigma} \cdot \mathbf{p} c}{\omega_{\mathbf{p}} + mc^2} \\ \frac{\vec{\sigma} \cdot \mathbf{p} c}{\omega_{\mathbf{p}} + mc^2} & 1 \end{bmatrix} \begin{bmatrix} 1 \\ 0 \end{bmatrix} \chi_{\sigma} \\ &= \begin{bmatrix} \sqrt{\omega_{\mathbf{p}} + mc^2} \\ \sqrt{\omega_{\mathbf{p}} - mc^2} (\vec{\sigma} \cdot \frac{\mathbf{p}}{p}) \end{bmatrix} \frac{\chi_{\sigma}}{\sqrt{2mc^2}}\end{aligned}\tag{K.13}$$

Similarly, the expressions for  $v$ ,  $\bar{u}$ , and  $\bar{v}$  are

$$v(\mathbf{p}, \sigma) = \left[ \frac{\sqrt{\omega_{\mathbf{p}} - mc^2}(\vec{\sigma} \cdot \frac{\mathbf{p}}{p})}{\sqrt{\omega_{\mathbf{p}} + mc^2}} \right] \frac{\chi_{\sigma}}{\sqrt{2mc^2}} \quad (\text{K.14})$$

$$\bar{u}(\mathbf{p}, \sigma) = \frac{\chi_{\sigma}^*}{\sqrt{2mc^2}} [\sqrt{\omega_{\mathbf{p}} + mc^2}, -\sqrt{\omega_{\mathbf{p}} - mc^2}(\vec{\sigma} \cdot \frac{\mathbf{p}}{p})] \quad (\text{K.15})$$

$$\bar{v}(\mathbf{p}, \sigma) = \frac{\chi_{\sigma}^*}{\sqrt{2mc^2}} [\sqrt{\omega_{\mathbf{p}} - mc^2}(\vec{\sigma} \cdot \frac{\mathbf{p}}{p}), \sqrt{\omega_{\mathbf{p}} + mc^2}] \quad (\text{K.16})$$

## K.4 Convenient notation

To simplify QED calculations we introduce the following combinations of particle operators

$$A_{\alpha}(\mathbf{p}) = \sqrt{\frac{mc^2}{\omega_{\mathbf{p}}}} \sum_{\sigma} u_{\alpha}(\mathbf{p}, \sigma) a_{\mathbf{p}, \sigma} \quad (\text{K.17})$$

$$\bar{A}_{\alpha}^{\dagger}(\mathbf{p}) = \sqrt{\frac{mc^2}{\omega_{\mathbf{p}}}} \sum_{\sigma} \bar{u}_{\alpha}(\mathbf{p}, \sigma) a_{\mathbf{p}, \sigma}^{\dagger} \quad (\text{K.18})$$

$$B_{\alpha}^{\dagger}(\mathbf{p}) = \sqrt{\frac{mc^2}{\omega_{\mathbf{p}}}} \sum_{\sigma} v_{\alpha}(\mathbf{p}, \sigma) b_{\mathbf{p}, \sigma}^{\dagger} \quad (\text{K.19})$$

$$\bar{B}_{\alpha}(\mathbf{p}) = \sqrt{\frac{mc^2}{\omega_{\mathbf{p}}}} \sum_{\sigma} \bar{v}_{\alpha}(\mathbf{p}, \sigma) b_{\mathbf{p}, \sigma} \quad (\text{K.20})$$

$$D_{\alpha}(\mathbf{p}) = \sqrt{\frac{Mc^2}{\Omega_{\mathbf{p}}}} \sum_{\sigma} w_{\alpha}(\mathbf{p}, \sigma) d_{\mathbf{p}, \sigma} \quad (\text{K.21})$$

$$\bar{D}_{\alpha}^{\dagger}(\mathbf{p}) = \sqrt{\frac{Mc^2}{\Omega_{\mathbf{p}}}} \sum_{\sigma} \bar{w}_{\alpha}(\mathbf{p}, \sigma) d_{\mathbf{p}, \sigma}^{\dagger} \quad (\text{K.22})$$

$$F_{\alpha}^{\dagger}(\mathbf{p}) = \sqrt{\frac{Mc^2}{\Omega_{\mathbf{p}}}} \sum_{\sigma} s_{\alpha}(\mathbf{p}, \sigma) f_{\mathbf{p}, \sigma}^{\dagger} \quad (\text{K.23})$$

$$\bar{F}_{\alpha}(\mathbf{p}) = \sqrt{\frac{Mc^2}{\Omega_{\mathbf{p}}}} \sum_{\sigma} \bar{s}_{\alpha}(\mathbf{p}, \sigma) f_{\mathbf{p}, \sigma} \quad (\text{K.24})$$

and symbols

$$\begin{aligned}
p &\equiv (\omega_{\mathbf{p}}, c\mathbf{p}) \\
P &\equiv (\Omega_{\mathbf{p}}, c\mathbf{p}) \\
k &\equiv (ck, c\mathbf{k}) \\
x &\equiv (t, \mathbf{x}/c) \\
p \cdot x &\equiv \mathbf{p}\mathbf{x} - \omega_{\mathbf{p}}t \\
P \cdot x &\equiv \mathbf{p}\mathbf{x} - \Omega_{\mathbf{p}}t \\
\omega_{\mathbf{p}} &\equiv \sqrt{m^2c^4 + p^2c^2} \\
\Omega_{\mathbf{p}} &\equiv \sqrt{M^2c^4 + p^2c^2}
\end{aligned}$$

In this notation, indices  $\alpha, \beta = 1, 2, 3, 4$  are those corresponding to the spinor representation of the Lorentz group<sup>4</sup>. Indices  $\mu, \nu = 0, 1, 2, 3$  transform by the 4-dimensional representation of the Lorentz group.<sup>5</sup> Index  $\sigma = \pm 1/2$  enumerates two spin projections of fermions, and index  $\tau = \pm 1$  enumerates two helicities of photons.

Operators (K.17)-(K.24) have simple boost transformation laws. For example, we use (7.35) and (5.12) to obtain

$$\begin{aligned}
U_0^{-1}(\Lambda, 0)A(\mathbf{p})U_0(\Lambda, 0) &= e^{\frac{i}{\hbar}\mathbf{K}_0c\vec{\theta}}A(\mathbf{p})e^{-\frac{i}{\hbar}\mathbf{K}_0c\vec{\theta}} \\
&= \sqrt{\frac{mc^2}{\omega_{\mathbf{p}}}}u(\mathbf{p}, \sigma)e^{\frac{i}{\hbar}\mathbf{K}_0c\vec{\theta}}a_{\mathbf{p}, \sigma}e^{-\frac{i}{\hbar}\mathbf{K}_0c\vec{\theta}} \\
&= \sum_{\sigma} \sqrt{\frac{mc^2}{\omega_{\mathbf{p}}}} \sqrt{\frac{\omega_{\Lambda\mathbf{p}}}{\omega_{\mathbf{p}}}} u(\mathbf{p}, \sigma) \sum_{\sigma'} D_{\sigma\sigma'}^{1/2}(-\vec{\phi}_W) a_{\Lambda\mathbf{p}, \sigma'} \\
&= \sum_{\sigma} \sqrt{\frac{mc^2}{\omega_{\mathbf{p}}}} \sqrt{\frac{\omega_{\Lambda\mathbf{p}}}{\omega_{\mathbf{p}}}} \mathcal{D}(\lambda_{\mathbf{p}}) u(\mathbf{0}, \sigma) \sum_{\sigma'} D_{\sigma\sigma'}^{1/2}(-\vec{\phi}_W) a_{\Lambda\mathbf{p}, \sigma'} \\
&= \sum_{\sigma} \sqrt{\frac{mc^2}{\omega_{\mathbf{p}}}} \sqrt{\frac{\omega_{\Lambda\mathbf{p}}}{\omega_{\mathbf{p}}}} \mathcal{D}(\lambda_{\mathbf{p}}) \mathcal{D}(-\vec{\phi}_W) u(\mathbf{0}, \sigma) a_{\Lambda\mathbf{p}, \sigma} \\
&= \sum_{\sigma} \sqrt{\frac{mc^2}{\omega_{\mathbf{p}}}} \sqrt{\frac{\omega_{\Lambda\mathbf{p}}}{\omega_{\mathbf{p}}}} \mathcal{D}(\lambda_{\mathbf{p}}) \mathcal{D}(\lambda_{\mathbf{p}}^{-1} \Lambda^{-1} \lambda_{\Lambda\mathbf{p}}) u(\mathbf{0}, \sigma) a_{\Lambda\mathbf{p}, \sigma}
\end{aligned}$$

---

<sup>4</sup>see Appendix I.2

<sup>5</sup>see Appendix I.1

$$\begin{aligned}
&= \sqrt{\frac{mc^2}{\omega_{\mathbf{p}}}} \sqrt{\frac{\omega_{\Lambda\mathbf{p}}}{\omega_{\mathbf{p}}}} \mathcal{D}(\Lambda^{-1}) \sum_{\sigma} \mathcal{D}(\lambda_{\Lambda\mathbf{p}}) u(\mathbf{0}, \sigma) a_{\Lambda\mathbf{p}, \sigma} \\
&= \sqrt{\frac{\omega_{\Lambda\mathbf{p}}}{\omega_{\mathbf{p}}}} \sqrt{\frac{mc^2}{\omega_{\mathbf{p}}}} \mathcal{D}(\Lambda^{-1}) \sum_{\sigma} u(\Lambda\mathbf{p}, \sigma) a_{\Lambda\mathbf{p}, \sigma} \\
&= \sqrt{\frac{\omega_{\Lambda\mathbf{p}}}{\omega_{\mathbf{p}}}} \mathcal{D}(\Lambda^{-1}) A(\Lambda\mathbf{p})
\end{aligned}$$

Similarly, using (K.9)

$$\begin{aligned}
U_0^{-1}(\Lambda, 0) \bar{A}^{\dagger}(\mathbf{p}) U_0(\Lambda, 0) &= \sqrt{\frac{mc^2}{\omega_{\mathbf{p}}}} \sum_{\sigma} \bar{u}(\mathbf{p}, \sigma) e^{\frac{i}{\hbar} \mathbf{K}_0 c \vec{\theta}} a_{\mathbf{p}, \sigma}^{\dagger} e^{-\frac{i}{\hbar} \mathbf{K}_0 c \vec{\theta}} \\
&= \sum_{\sigma} \sqrt{\frac{mc^2}{\omega_{\mathbf{p}}}} \sqrt{\frac{\omega_{\Lambda\mathbf{p}}}{\omega_{\mathbf{p}}}} \bar{u}(\mathbf{p}, \sigma) \sum_{\sigma'} (D^{1/2})_{\sigma\sigma'}^* (-\vec{\phi}_W) a_{\Lambda\mathbf{p}, \sigma'}^{\dagger} \\
&= \sum_{\sigma} \sqrt{\frac{mc^2}{\omega_{\mathbf{p}}}} \sqrt{\frac{\omega_{\Lambda\mathbf{p}}}{\omega_{\mathbf{p}}}} \sum_{\sigma'} \bar{u}(\mathbf{0}, \sigma') (D^{1/2})_{\sigma\sigma'}^* (-\vec{\phi}_W) \mathcal{D}^{-1}(\lambda_{\mathbf{p}}) a_{\Lambda\mathbf{p}, \sigma'}^{\dagger} \\
&= \sum_{\sigma} \sqrt{\frac{mc^2}{\omega_{\mathbf{p}}}} \sqrt{\frac{\omega_{\Lambda\mathbf{p}}}{\omega_{\mathbf{p}}}} \bar{u}(\mathbf{0}, \sigma) \mathcal{D}(\lambda_{\Lambda\mathbf{p}}^{-1} \Lambda \lambda_{\mathbf{p}}) \mathcal{D}^{-1}(\lambda_{\mathbf{p}}) a_{\Lambda\mathbf{p}, \sigma}^{\dagger} \\
&= \sum_{\sigma} \sqrt{\frac{mc^2}{\omega_{\mathbf{p}}}} \sqrt{\frac{\omega_{\Lambda\mathbf{p}}}{\omega_{\mathbf{p}}}} \bar{u}(\Lambda\mathbf{p}, \sigma) \mathcal{D}(\Lambda) a_{\Lambda\mathbf{p}, \sigma} \\
&= \sqrt{\frac{\omega_{\Lambda\mathbf{p}}}{\omega_{\mathbf{p}}}} \bar{A}_{\alpha}^{\dagger}(\Lambda\mathbf{p}) \mathcal{D}(\Lambda)
\end{aligned}$$

With the above conventions, the quantum fields for electrons/positrons  $\psi_{\beta}(x)$  and protons/antiprotons  $\Psi_{\beta}(x)$  can be written as

$$\begin{aligned}
\psi_{\alpha}(x) &= (2\pi\hbar)^{-3/2} \int d\mathbf{p} [e^{-\frac{i}{\hbar} p \cdot x} A_{\alpha}(\mathbf{p}) + e^{\frac{i}{\hbar} p \cdot x} B_{\alpha}^{\dagger}(\mathbf{p})] \\
\Psi_{\alpha}(x) &= (2\pi\hbar)^{-3/2} \int d\mathbf{p} [e^{-\frac{i}{\hbar} P \cdot x} D_{\alpha}(\mathbf{p}) + e^{\frac{i}{\hbar} P \cdot x} F_{\alpha}^{\dagger}(\mathbf{p})]
\end{aligned}$$

## K.5 Transformation laws

Let us show that  $\psi_{\alpha}(x)$  has the required transformation law (8.1)

$$U_0^{-1}(\Lambda, a)\psi_\alpha(x)U_0(\Lambda, a) = \sum_j \mathcal{D}_{\alpha\beta}(\Lambda^{-1})\psi_\beta(\Lambda x + a) \quad (\text{K.25})$$

Transformation with respect to translations are

$$\begin{aligned} & U_0^{-1}(1, a)\psi_\alpha(x)U_0(1, a) \\ &= \int \frac{d\mathbf{p}}{(2\pi\hbar)^{3/2}} (e^{-\frac{i}{\hbar}p \cdot x} U_0^{-1}(1, a) A_\alpha(\mathbf{p}) U_0(1, a) + e^{\frac{i}{\hbar}p \cdot x} U_0^{-1}(1, a) B_\alpha^\dagger(\mathbf{p}) U_0(1, a)) \\ &= \int \frac{d\mathbf{p}}{(2\pi\hbar)^{3/2}} (e^{-\frac{i}{\hbar}p \cdot (x+a)} A_\alpha(\mathbf{p}) + e^{\frac{i}{\hbar}p \cdot (x+a)} B_\alpha^\dagger(\mathbf{p})) \\ &= \psi_\alpha(x + a) \end{aligned}$$

For transformations with respect to boosts we use eqs. (7.35), (K.8), (5.12), and (I.5)

$$\begin{aligned} & U_0^{-1}(\Lambda, 0)\psi(x)U_0(\Lambda, 0) \\ &= (2\pi\hbar)^{-3/2} \int d\mathbf{p} [e^{-\frac{i}{\hbar}p \cdot x} U_0^{-1}(\Lambda, 0) A(\mathbf{p}) U_0(\Lambda, 0) + e^{\frac{i}{\hbar}p \cdot x} U_0^{-1}(\Lambda, 0) B^\dagger(\mathbf{p}) U_0(\Lambda, 0)] \\ &= (2\pi\hbar)^{-3/2} \int d\mathbf{p} \sqrt{\frac{\omega_{\Lambda\mathbf{p}}}{\omega_{\mathbf{p}}}} [e^{-\frac{i}{\hbar}p \cdot x} \mathcal{D}(\Lambda^{-1}) A(\Lambda\mathbf{p}) + e^{\frac{i}{\hbar}p \cdot x} \mathcal{D}(\Lambda^{-1}) B^\dagger(\Lambda\mathbf{p})] \\ &= \mathcal{D}(\Lambda^{-1})\psi(\Lambda x) \end{aligned}$$

which agrees with eq. (8.1). We leave to the reader the proof of eq. (8.1) in the case of rotations.

## K.6 Anticommutation relations

To check the anticommutator relations (8.3) we calculate, for example,

$$\begin{aligned} & \{\psi_\alpha(\mathbf{x}, 0), \psi_\beta^\dagger(\mathbf{y}, 0)\} \\ &= \int \frac{d\mathbf{p}}{(2\pi\hbar)^{3/2}} \sqrt{\frac{mc^2}{\omega_{\mathbf{p}}}} \frac{d\mathbf{p}'}{(2\pi\hbar)^{3/2}} \sqrt{\frac{mc^2}{\omega_{\mathbf{p}'}}} \sum_{\sigma, \sigma' = -1/2}^{1/2} \end{aligned}$$

$$\begin{aligned}
& \{ (e^{-\frac{i}{\hbar}\mathbf{p}\mathbf{x}}u_\alpha(\mathbf{p},\sigma)a_{\mathbf{p},\sigma} + e^{\frac{i}{\hbar}\mathbf{p}\mathbf{x}}v_\alpha(\mathbf{p},\sigma)b_{\mathbf{p},\sigma}^\dagger), (e^{\frac{i}{\hbar}\mathbf{p}'\mathbf{y}}u_\beta^\dagger(\mathbf{p}',\sigma')a_{\mathbf{p}',\sigma'}^\dagger + e^{-\frac{i}{\hbar}\mathbf{p}'\mathbf{y}}v_\beta^\dagger(\mathbf{p}',\sigma')b_{\mathbf{p}',\sigma'}) \} \\
&= \int \frac{d\mathbf{p}}{(2\pi\hbar)^{3/2}} \sqrt{\frac{mc^2}{\omega_{\mathbf{p}}}} \frac{d\mathbf{p}'}{(2\pi\hbar)^{3/2}} \sqrt{\frac{mc^2}{\omega_{\mathbf{p}'}}} \sum_{\sigma,\sigma'=-1/2}^{1/2} \\
& \quad ( e^{-\frac{i}{\hbar}\mathbf{p}\mathbf{x}+\frac{i}{\hbar}\mathbf{p}'\mathbf{y}}u_\alpha(\mathbf{p},\sigma)u_\beta^\dagger(\mathbf{p}',\sigma')\{a_{\mathbf{p},\sigma},a_{\mathbf{p}',\sigma'}^\dagger\} + e^{\frac{i}{\hbar}\mathbf{p}\mathbf{x}-\frac{i}{\hbar}\mathbf{p}'\mathbf{y}}v_\alpha(\mathbf{p},\sigma)v_\beta^\dagger(\mathbf{p}',\sigma')\{b_{\mathbf{p},\sigma}^\dagger,b_{\mathbf{p}',\sigma'}\}) \\
&= (2\pi\hbar)^{-3} \int \frac{d\mathbf{p}d\mathbf{p}'mc^2}{\omega_{\mathbf{p}}} \sum_{\sigma,\sigma'=-1/2}^{1/2} \\
& \quad ( e^{-\frac{i}{\hbar}\mathbf{p}(\mathbf{x}-\mathbf{y})}u_\alpha(\mathbf{p},\sigma)u_\beta^\dagger(\mathbf{p}',\sigma')\delta(\mathbf{p}-\mathbf{p}')\delta_{\sigma,\sigma'} + e^{\frac{i}{\hbar}\mathbf{p}(\mathbf{x}-\mathbf{y})}v_\alpha(\mathbf{p},\sigma)v_\beta^\dagger(\mathbf{p}',\sigma')\delta(\mathbf{p}-\mathbf{p}')\delta_{\sigma,\sigma'}) \\
&= (2\pi\hbar)^{-3} \int \frac{d\mathbf{p}mc^2}{\omega_{\mathbf{p}}} \sum_{\sigma=-1/2}^{1/2} (e^{-\frac{i}{\hbar}\mathbf{p}(\mathbf{x}-\mathbf{y})}u_\alpha(\mathbf{p},\sigma)u_\beta^\dagger(\mathbf{p},\sigma) + e^{\frac{i}{\hbar}\mathbf{p}(\mathbf{x}-\mathbf{y})}v_\alpha(\mathbf{p},\sigma)v_\beta^\dagger(\mathbf{p},\sigma)) \quad \text{(K.26)}
\end{aligned}$$

Now let us calculate the sum  $\sum_{\sigma=-1/2}^{1/2} u(\mathbf{p},\sigma)u^\dagger(\mathbf{p},\sigma)$ . At zero momentum we can use the explicit representation (K.3) - (K.6)

$$\begin{aligned}
\sum_{\sigma=-1/2}^{1/2} u(\mathbf{0},\sigma)u^\dagger(\mathbf{0},\sigma) &= \begin{bmatrix} 1 & 0 & 0 & 0 \\ 0 & 0 & 0 & 0 \\ 0 & 0 & 0 & 0 \\ 0 & 0 & 0 & 0 \end{bmatrix} + \begin{bmatrix} 0 & 0 & 0 & 0 \\ 0 & 1 & 0 & 0 \\ 0 & 0 & 0 & 0 \\ 0 & 0 & 0 & 0 \end{bmatrix} \\
&= \begin{bmatrix} 1 & 0 & 0 & 0 \\ 0 & 1 & 0 & 0 \\ 0 & 0 & 0 & 0 \\ 0 & 0 & 0 & 0 \end{bmatrix} \\
&= \frac{1}{2}(1 + \gamma^0)
\end{aligned}$$

For arbitrary momentum, we obtain

$$\begin{aligned}
\sum_{\sigma=-1/2}^{1/2} u(\mathbf{p},\sigma)u^\dagger(\mathbf{p},\sigma) &= \mathcal{D}(\lambda_{\mathbf{p}}) \left( \sum_{\sigma=-1/2}^{1/2} u(\mathbf{0},\sigma)u^\dagger(\mathbf{0},\sigma) \right) \mathcal{D}^\dagger(\lambda_{\mathbf{p}}) \\
&= \frac{1}{2}\mathcal{D}(\lambda_{\mathbf{p}})(1 + \gamma^0)\mathcal{D}(\lambda_{\mathbf{p}})
\end{aligned}$$

where we used the fact that the matrix  $\mathcal{D}(\lambda_{\mathbf{p}})$  is Hermitian (see eq. (I.24)).



From eqs. (K.10) - (K.12) it follows that <sup>6</sup>

$$\begin{aligned}
\sum_{\sigma=-1/2}^{1/2} u(\mathbf{p}, \sigma) u^\dagger(\mathbf{p}, \sigma) &= \frac{1}{2}(\mathcal{D}\mathcal{D} + \mathcal{D}\gamma^0\mathcal{D}) \\
&= \frac{1}{2}(\mathcal{D}\gamma^0\gamma^0\mathcal{D}\gamma^0\gamma^0 + \mathcal{D}\gamma^0\mathcal{D}\gamma^0\gamma^0) \\
&= \frac{1}{2}(\mathcal{D}\gamma^0\mathcal{D}^{-1}\gamma^0 + \mathcal{D}\mathcal{D}^{-1}\gamma^0) \\
&= \frac{1}{2}(\mathcal{D}\gamma^0\mathcal{D}^{-1} + 1)\gamma^0 \\
&= \frac{1}{2}(\gamma^0 \cosh \theta + \vec{\gamma} \frac{\vec{\theta}}{\theta} \sinh \theta + 1)\gamma^0 \\
&= \frac{1}{2mc^2}(\gamma^0\omega_{\mathbf{p}} - \vec{\gamma}\mathbf{p}c + mc^2)\gamma^0 \quad (\text{K.27})
\end{aligned}$$

Similarly we show

$$\sum_{\sigma=-1/2}^{1/2} v(\mathbf{p}, \sigma) v^\dagger(\mathbf{p}, \sigma) = \frac{1}{2mc^2}(\gamma^0\omega_{\mathbf{p}} - \vec{\gamma}\mathbf{p}c - mc^2)\gamma^0 \quad (\text{K.28})$$

Then the anticommutator (K.26) takes the form

$$\begin{aligned}
&\{\psi_\alpha(0, \mathbf{x}), \psi_\beta^\dagger(0, \mathbf{y})\} \\
&= (2\pi\hbar)^{-3} \int \frac{d\mathbf{p}mc^2}{\omega_{\mathbf{p}}} (e^{-\frac{i}{\hbar}\mathbf{p}(\mathbf{x}-\mathbf{y})} \frac{1}{2mc^2} ((\omega_{\mathbf{p}}\gamma^0 - \mathbf{p}\vec{\gamma}c + mc^2)\gamma^0)_{\alpha\beta} \\
&+ e^{\frac{i}{\hbar}\mathbf{p}(\mathbf{x}-\mathbf{y})} \frac{1}{2mc^2} ((\omega_{\mathbf{p}}\gamma^0 - \mathbf{p}\vec{\gamma}c - mc^2)\gamma^0)_{\alpha\beta}) \\
&= (2\pi\hbar)^{-3} \int \frac{d\mathbf{p}}{2\omega_{\mathbf{p}}} (e^{-\frac{i}{\hbar}\mathbf{p}(\mathbf{x}-\mathbf{y})} ((\omega_{\mathbf{p}}\gamma^0 - \mathbf{p}\vec{\gamma}c + mc^2)\gamma^0)_{\alpha\beta} \\
&+ e^{-\frac{i}{\hbar}\mathbf{p}(\mathbf{x}-\mathbf{y})} ((\omega_{\mathbf{p}}\gamma^0 + \mathbf{p}\vec{\gamma}c - mc^2)\gamma^0)_{\alpha\beta}) \\
&= (2\pi\hbar)^{-3} \int d\mathbf{p} e^{-\frac{i}{\hbar}\mathbf{p}(\mathbf{x}-\mathbf{y})} (\gamma^0\gamma^0)_{\alpha\beta} \\
&= \delta(\mathbf{x} - \mathbf{y})\delta_{\alpha\beta} \quad (\text{K.29})
\end{aligned}$$

---

<sup>6</sup>Here we write simply  $\mathcal{D}$  instead of  $\mathcal{D}(\lambda_{\mathbf{p}})$ , use properties I.17 and (I.25).

## K.7 The Dirac equation

We can write the electron-positron quantum field (K.1) as a sum of two terms

$$\psi_\alpha(x) = \psi_\alpha^+(x) + \psi_\alpha^-(x)$$

where

$$\begin{aligned}\psi_\alpha^+(x) &= \sum_\sigma \int \frac{d\mathbf{p}}{(2\pi\hbar)^{3/2}} \sqrt{\frac{mc^2}{\omega_{\mathbf{p}}}} e^{-\frac{i}{\hbar}\mathbf{p}\cdot\mathbf{x}} u_\alpha(\mathbf{p}, \sigma) a_{\mathbf{p},\sigma} \\ \psi_\alpha^-(x) &= \sum_\sigma \int \frac{d\mathbf{p}}{(2\pi\hbar)^{3/2}} \sqrt{\frac{mc^2}{\omega_{\mathbf{p}}}} e^{\frac{i}{\hbar}\mathbf{p}\cdot\mathbf{x}} v_\alpha(\mathbf{p}, \sigma) b_{\mathbf{p},\sigma}^\dagger\end{aligned}$$

The Dirac equation for the component  $\psi^+(x)$  of the electron-positron field is derived as follows<sup>7</sup>

$$\begin{aligned}& \left( \gamma^0 \frac{\partial}{\partial t} + c\vec{\gamma} \frac{\partial}{\partial \mathbf{x}} - \frac{imc^2}{\hbar} \right) \psi^+(x) \\&= \left( \gamma^0 \frac{\partial}{\partial t} + c\vec{\gamma} \frac{\partial}{\partial \mathbf{x}} - \frac{imc^2}{\hbar} \right) \sum_\sigma \int \frac{d\mathbf{p}}{(2\pi\hbar)^{3/2}} \sqrt{\frac{mc^2}{\omega_{\mathbf{p}}}} e^{-\frac{i}{\hbar}\mathbf{p}\cdot\mathbf{x} + \frac{i}{\hbar}\omega_{\mathbf{p}}t} u(\mathbf{p}, \sigma) a_{\mathbf{p},\sigma} \\&= \frac{i}{\hbar} \sum_\sigma \int \frac{d\mathbf{p}}{(2\pi\hbar)^{3/2}} \sqrt{\frac{mc^2}{\omega_{\mathbf{p}}}} (\gamma^0 \omega_{\mathbf{p}} - c\vec{\gamma} \cdot \mathbf{p} - mc^2) u(\mathbf{p}, \sigma) e^{-\frac{i}{\hbar}\mathbf{p}\cdot\mathbf{x} + \frac{i}{\hbar}\omega_{\mathbf{p}}t} a_{\mathbf{p},\sigma} \\&= \frac{i}{\hbar} \sum_\sigma \int \frac{d\mathbf{p}}{(2\pi\hbar)^{3/2}} \sqrt{\frac{mc^2}{\omega_{\mathbf{p}}}} e^{-\frac{i}{\hbar}\mathbf{p}\cdot\mathbf{x} + \frac{i}{\hbar}\omega_{\mathbf{p}}t} a_{\mathbf{p},\sigma} \\&\quad \left( \omega_{\mathbf{p}} \left[ -\frac{\sqrt{\omega_{\mathbf{p}} + mc^2}}{\sqrt{\omega_{\mathbf{p}} - mc^2}} (\vec{\sigma} \cdot \frac{\mathbf{p}}{p}) \right] \frac{\chi_\sigma}{\sqrt{2mc^2}} \right. \\&\quad \left. - c \left[ -\frac{\sqrt{\omega_{\mathbf{p}} - mc^2} p}{\sqrt{\omega_{\mathbf{p}} + mc^2} (\vec{\sigma} \cdot \mathbf{p})} \right] \frac{\chi_\sigma}{\sqrt{2mc^2}} - mc^2 u(\mathbf{p}, \sigma) \right) \\&= \frac{i}{\hbar} \sum_\sigma \int \frac{d\mathbf{p}}{(2\pi\hbar)^{3/2}} \sqrt{\frac{mc^2}{\omega_{\mathbf{p}}}} e^{-\frac{i}{\hbar}\mathbf{p}\cdot\mathbf{x} + \frac{i}{\hbar}\omega_{\mathbf{p}}t} a_{\mathbf{p},\sigma}\end{aligned}$$

---

<sup>7</sup>Here we use explicit definitions of gamma matrices from (I.13) and (I.14) as well as eq. (K.13).

$$\begin{aligned}
& \left[ \frac{\omega_{\mathbf{p}}\sqrt{\omega_{\mathbf{p}}+mc^2} - (\omega_{\mathbf{p}}-mc^2)\sqrt{\omega_{\mathbf{p}}+mc^2} - mc^2\sqrt{\omega_{\mathbf{p}}+mc^2}}{-\omega_{\mathbf{p}}\sqrt{\omega_{\mathbf{p}}-mc^2}(\vec{\sigma} \cdot \frac{\mathbf{p}}{p}) + \sqrt{\omega_{\mathbf{p}}+mc^2}(\vec{\sigma} \cdot \frac{\mathbf{p}}{p})pc - mc^2\sqrt{\omega_{\mathbf{p}}-mc^2}(\vec{\sigma} \cdot \frac{\mathbf{p}}{p})} \right] \frac{\chi_{\sigma}}{\sqrt{2mc^2}} \\
&= \frac{i}{\hbar} \sum_{\sigma} \int \frac{d\mathbf{p}}{(2\pi\hbar)^{3/2}} \sqrt{\frac{mc^2}{\omega_{\mathbf{p}}}} e^{-\frac{i}{\hbar}\mathbf{p}\mathbf{x} + \frac{i}{\hbar}\omega_{\mathbf{p}}t} a_{\mathbf{p},\sigma} \\
& \left[ \frac{(\omega_{\mathbf{p}}-mc^2)\sqrt{\omega_{\mathbf{p}}+mc^2} - (\omega_{\mathbf{p}}-mc^2)\sqrt{\omega_{\mathbf{p}}+mc^2}}{(-\omega_{\mathbf{p}}+mc^2)\sqrt{\omega_{\mathbf{p}}-mc^2} + (\omega_{\mathbf{p}}+mc^2)\sqrt{\omega_{\mathbf{p}}-mc^2}} (\vec{\sigma} \cdot \frac{\mathbf{p}}{p}) \right] \frac{\chi_{\sigma}}{\sqrt{2mc^2}} \\
&= 0
\end{aligned}$$

The same equation is satisfied by the component  $\psi^-(x)$ . So, we obtain for the full field

$$(\gamma^0 \frac{\partial}{\partial t} + c\vec{\gamma} \frac{\partial}{\partial \mathbf{x}} - \frac{imc^2}{\hbar})\psi(x) = 0 \quad (\text{K.30})$$

Similarly, for the conjugated field

$$\frac{\partial}{\partial t}\psi^{\dagger}(x)\gamma^0 + c\frac{\partial}{\partial \mathbf{x}}\psi^{\dagger}(x)\vec{\gamma}^{\dagger} + \frac{imc^2}{\hbar}\psi^{\dagger}(x) = 0$$

or multiplying from the right by  $\gamma^0$  and using (I.15)

$$\frac{\partial}{\partial t}\bar{\psi}(x)\gamma^0 + c\frac{\partial}{\partial \mathbf{x}}\bar{\psi}(x)\vec{\gamma} + \frac{imc^2}{\hbar}\bar{\psi}(x) = 0 \quad (\text{K.31})$$

It should be emphasized that in our approach to QFT Dirac equation appears as a rather unremarkable property of the electron-positron quantum field  $\psi(x)$ . This equation does not play a fundamental role assigned to it in many textbooks. Definitely, Dirac equation cannot be regarded as a “relativistic analog of the Schrödinger equation for electrons” (see also [9]). The correct electron wave functions and corresponding relativistic Schrödinger equations should be constructed by using Wigner-Dirac theory of unitary representations of the Poincaré group. For free electrons this derivation is performed in chapter 5. The relativistic analog of the Schrödinger equation for two interacting electrons is constructed in section 9.3.

## K.8 Electron propagator

We will find useful the following anticommutator

$$\begin{aligned}\{A_\alpha(\mathbf{p}), \bar{A}_\beta^\dagger(\mathbf{p}')\} &= \frac{mc^2}{\omega_{\mathbf{p}}} \sum_{\sigma\sigma'} u_\alpha(\mathbf{p}, \sigma) \bar{u}_\beta^\dagger(\mathbf{p}', \sigma') \{a_{\mathbf{p},\sigma}, a_{\mathbf{p}',\sigma'}^\dagger\} \\ &= \frac{mc^2}{\omega_{\mathbf{p}}} \left( \sum_{\sigma} u_\alpha(\mathbf{p}, \sigma) \bar{u}_\beta(\mathbf{p}, \sigma) \right) \delta(\mathbf{p} - \mathbf{p}')\end{aligned}$$

The sum in the parentheses differs from (K.27) only by the factor  $\gamma^0$ .

$$\sum_{\sigma=-1/2}^{1/2} u(\mathbf{p}, \sigma) \bar{u}(\mathbf{p}, \sigma) = \frac{1}{2mc^2} (\gamma^0 \omega_{\mathbf{p}} - \vec{\gamma} \mathbf{p} c + mc^2)$$

Then

$$\{A_\alpha(\mathbf{p}), \bar{A}_\beta^\dagger(\mathbf{p}')\} = \frac{1}{2\omega_{\mathbf{p}}} (\gamma^0 \omega_{\mathbf{p}} - \vec{\gamma} \mathbf{p} c + mc^2)_{\alpha\beta} \delta(\mathbf{p} - \mathbf{p}') \quad (\text{K.32})$$

$$\sum_{\alpha} \{A_\alpha^\dagger(\mathbf{p}), \bar{A}_\alpha(\mathbf{p}')\} = 2\delta(\mathbf{p} - \mathbf{p}') \quad (\text{K.33})$$

Similarly, from (K.28) we obtain

$$\sum_{\sigma=-1/2}^{1/2} v(\mathbf{p}, \sigma) \bar{v}(\mathbf{p}, \sigma) = \frac{1}{2mc^2} (\gamma^0 \omega_{\mathbf{p}} - \vec{\gamma} \mathbf{p} c - mc^2)$$

$$\{B_\alpha(\mathbf{p}), \bar{B}_\beta^\dagger(\mathbf{p}')\} = \frac{1}{2\omega_{\mathbf{p}}} (\gamma^0 \omega_{\mathbf{p}} - \vec{\gamma} \mathbf{p} c - mc^2)_{\alpha\beta} \delta(\mathbf{p} - \mathbf{p}') \quad (\text{K.34})$$

$$\sum_{\alpha} \{B_\alpha(\mathbf{p}), \bar{B}_\alpha^\dagger(\mathbf{p}')\} = 2\delta(\mathbf{p} - \mathbf{p}') \quad (\text{K.35})$$

# Appendix L

## Quantum fields for photons

### L.1 Construction of the photon quantum field

The representation of the Lorentz group associated with the photon field is the 4-dimensional representation from subsection I.1.

$$D_{\mu\nu}(\Lambda) = \Lambda_{\mu\nu}$$

The 4-component quantum field for photons is defined as

$$a_\mu(\mathbf{x}, t) = \frac{\sqrt{c\hbar}}{(2\pi\hbar)^{3/2}} \int \frac{d\mathbf{p}}{\sqrt{2p}} \sum_\tau [e^{-\frac{i}{\hbar}p \cdot x} e_\mu(\mathbf{p}, \tau) c_{\mathbf{p}, \tau} + e^{\frac{i}{\hbar}p \cdot x} e_\mu^*(\mathbf{p}, \tau) c_{\mathbf{p}, \tau}^\dagger] \quad (\text{L.1})$$

where we denoted  $p \cdot x = \mathbf{p} \cdot \mathbf{x} - cpt$ . As in subsection K.2, in order to define the coefficient function  $e_\mu(\mathbf{p}, \tau)$ , we first choose its value at standard momentum  $\mathbf{s} = (0, 0, 1)$

$$e_\mu(\mathbf{s}, \tau) = \frac{1}{\sqrt{2}} \begin{bmatrix} 0 \\ 1 \\ i\tau \\ 0 \end{bmatrix} \quad (\text{L.2})$$

For all other momenta we define (similar to the massive case)

$$e(\mathbf{p}, \tau) = \lambda_{\mathbf{p}} e(\mathbf{k}, \tau) \quad (\text{L.3})$$

$$e^\dagger(\mathbf{p}, \tau) = e^\dagger(\mathbf{k}, \tau) \lambda_{\mathbf{p}} \quad (\text{L.4})$$

where  $\lambda_{\mathbf{p}}$  is a boost transformation which takes the particle from standard momentum  $\mathbf{s}$  to  $\mathbf{p}$ .

$$\lambda_{\mathbf{p}} = R_{\mathbf{p}} B_{\mathbf{p}}$$

where  $B_{\mathbf{p}}$  is a boost along the  $z$ -axis and  $R_{\mathbf{p}}$  is a pure rotation (see eq. (5.73)).

Zero component of the coefficient function at standard momentum is zero  $e(\mathbf{s}, \tau) = 0$ . This component is not affected by the boost  $B_{\mathbf{p}}$  along the  $z$ -axis. It is not changed by the rotation  $R_{\mathbf{p}}$  as well. Therefore

$$e_0(\mathbf{p}, \tau) = 0 \quad (\text{L.5})$$

$$a_0(\mathbf{x}, t) = 0 \quad (\text{L.6})$$

## L.2 Photon propagator

Let us introduce a convenient shorthand notation

$$C_{\alpha\beta}(\mathbf{p}) = \frac{\sqrt{c\hbar}}{\sqrt{2p}} \gamma_{\alpha\beta}^\mu \sum_{\tau} e_{\mu}(\mathbf{p}, \tau) c_{\mathbf{p}, \tau} \quad (\text{L.7})$$

Then photon's quantum field<sup>1</sup> can be expressed as

$$\gamma_{\alpha\beta}^\mu a_{\mu}(x) = (2\pi\hbar)^{-3/2} \int d\mathbf{k} [e^{-\frac{i}{\hbar}\mathbf{k}\cdot\mathbf{x}} C_{\alpha\beta}(\mathbf{k}) + e^{\frac{i}{\hbar}\mathbf{k}\cdot\mathbf{x}} C_{\alpha\beta}^\dagger(\mathbf{k})]$$

We will also require the following commutator

---

<sup>1</sup>multiplying by the gamma matrices in the form that we will meet frequently in calculations

$$\begin{aligned}
[C_{\alpha\beta}^\dagger(\mathbf{k}), C_{\gamma\delta}(\mathbf{k}')] &= \frac{c\hbar^2}{2\sqrt{k k'}} \sum_{\tau\tau'} \gamma_{\alpha\beta}^\mu \gamma_{\gamma\delta}^\nu e_\mu^\dagger(\mathbf{k}, \tau) e_\nu(\mathbf{k}', \tau') [c_{\mathbf{k},\tau}^\dagger, c_{\mathbf{k}',\tau'}] \\
&= -\frac{c\hbar^2}{2k} \sum_{\tau\tau'} \gamma_{\alpha\beta}^\mu \gamma_{\gamma\delta}^\nu e_\mu^\dagger(\mathbf{k}, \tau) e_\nu(\mathbf{k}', \tau') \delta(\mathbf{k} - \mathbf{k}') \delta_{\tau,\tau'} \\
&= -\frac{c\hbar^2}{2k} \sum_{\tau} \gamma_{\alpha\beta}^\mu \gamma_{\gamma\delta}^\nu e_\mu^\dagger(\mathbf{k}, \tau) e_\nu(\mathbf{k}, \tau) \delta(\mathbf{k} - \mathbf{k}') \\
&= -\frac{c\hbar^2}{2k} \gamma_{\alpha\beta}^\mu \gamma_{\gamma\delta}^\nu h_{\mu\nu}(\mathbf{k}) \delta(\mathbf{k} - \mathbf{k}') \tag{L.8}
\end{aligned}$$

where

$$h_{\mu\nu}(\mathbf{p}) \equiv \sum_{\tau} e_\mu(\mathbf{p}, \tau) e_\nu^\dagger(\mathbf{p}, \tau)$$

First we calculate the sum  $h_{\mu\nu}(\mathbf{k})$  at the standard momentum  $\mathbf{s}$  with the help of (L.2)

$$\begin{aligned}
h_{\mu\nu}(\mathbf{s}) &= \frac{1}{2} \begin{bmatrix} 0 \\ 1 \\ i \\ 0 \end{bmatrix} \begin{bmatrix} 0 & 1 & -i & 0 \end{bmatrix} + \frac{1}{2} \begin{bmatrix} 0 \\ 1 \\ -i \\ 0 \end{bmatrix} \begin{bmatrix} 0 & 1 & i & 0 \end{bmatrix} \\
&= \frac{1}{2} \begin{bmatrix} 0 & 0 & 0 & 0 \\ 0 & 1 & -i & 0 \\ 0 & i & 1 & 0 \\ 0 & 0 & 0 & 0 \end{bmatrix} + \frac{1}{2} \begin{bmatrix} 0 & 0 & 0 & 0 \\ 0 & 1 & i & 0 \\ 0 & -i & 1 & 0 \\ 0 & 0 & 0 & 0 \end{bmatrix} \\
&= \begin{bmatrix} 0 & 0 & 0 & 0 \\ 0 & 1 & 0 & 0 \\ 0 & 0 & 1 & 0 \\ 0 & 0 & 0 & 0 \end{bmatrix}
\end{aligned}$$

which can be also expressed in terms of the components of the standard vector  $\mathbf{s} = (0, 0, 1)$

$$\begin{aligned}
h_{0\mu}(\mathbf{s}) &= h_{\mu 0}(\mathbf{s}) = 0 \\
h_{ij}(\mathbf{s}) &= \delta_{ij} - \frac{s_i s_j}{s^2}
\end{aligned}$$

At arbitrary momentum  $\mathbf{k}$  we use formulas (L.3) and (L.4)

$$\begin{aligned} h_{\mu\nu}(\mathbf{k}) &= \sum_{\tau} e_{\mu}(\mathbf{k}, \tau) e_{\nu}^{\dagger}(\mathbf{k}, \tau) \\ &= R_{\mathbf{k}} B_{\mathbf{k}} \begin{bmatrix} 0 & 0 & 0 & 0 \\ 0 & 1 & 0 & 0 \\ 0 & 0 & 1 & 0 \\ 0 & 0 & 0 & 0 \end{bmatrix} B_{\mathbf{k}}^{-1} R_{\mathbf{k}}^{-1} \end{aligned}$$

and see that due to eq. (2.41) the boost  $B_{\mathbf{k}}$  along the  $z$ -axis has no effect. It then follows that  $h_{0\mu}(\mathbf{k}) = h_{\mu 0}(\mathbf{k}) = 0$  and the non-zero  $3 \times 3$  submatrix is

$$\begin{aligned} h_{ij}(\mathbf{k}) &= R_{\mathbf{k}} [\delta_{ij} - \frac{k_i k_j}{k^2}] R_{\mathbf{k}}^{-1} \\ &= \delta_{ij} - \frac{k_i k_j}{k^2} \end{aligned} \quad (\text{L.9})$$

$$h_{\mu\nu}(\mathbf{k}) = \begin{bmatrix} 0 & 0 & 0 & 0 \\ 0 & 1 - \frac{k_x^2}{k^2} & -\frac{k_x k_y}{k^2} & -\frac{k_x k_z}{k^2} \\ 0 & -\frac{k_x k_y}{k^2} & 1 - \frac{k_y^2}{k^2} & -\frac{k_y k_z}{k^2} \\ 0 & -\frac{k_x k_z}{k^2} & -\frac{k_z k_y}{k^2} & 1 - \frac{k_z^2}{k^2} \end{bmatrix} \quad (\text{L.10})$$

One can also represent the matrix  $h_{\mu\nu}(\mathbf{k})$  in the following useful form<sup>2</sup>

$$\begin{aligned} h_{\mu\nu}(\mathbf{k}) &= g_{\mu\nu} + \frac{k^0 k_{\mu} n_{\nu} + k^0 k_{\nu} n_{\mu} - k_{\mu} k_{\nu} + c^2 k^2 n_{\nu} n_{\mu} - (k^0)^2 n_{\nu} n_{\mu}}{c^2 k^2} \end{aligned} \quad (\text{L.11})$$

where  $n_{\mu} = (1, 0, 0, 0)$  is a constant vector,  $k_{\mu} \equiv (k^0, ck_x, ck_y, ck_z)$ , and  $k^0$  is *any* function of  $(k_x, k_y, k_z)$ . Indeed, we have

$$h_{00}(\mathbf{k}) = -1 + \frac{(k^0)^2 + (k^0)^2 - (k^0)^2 + c^2 k^2 - (k^0)^2}{c^2 k^2} = 0$$

---

<sup>2</sup>see [9], section 8.5



$$\begin{aligned}
h_{xy}(\mathbf{k}) &= -\frac{k_x k_y}{k^2} \\
h_{xx}(\mathbf{k}) &= 1 - \frac{k_x^2}{k^2} \\
h_{0x}(\mathbf{k}) &= \frac{ck^0 k_x - ck^0 k_x}{c^2 k^2} = 0
\end{aligned}$$

in agreement with (L.10).

### L.3 Equal time commutator of the photon fields

The photon quantum field (L.1) commutes with itself at space-like intervals ( $\mathbf{x} \neq \mathbf{y}$ ), as required in eq. (8.4)

$$\begin{aligned}
& [a_\mu(\mathbf{x}, 0), a_\nu^\dagger(\mathbf{y}, 0)] \\
&= \frac{c\hbar^2}{2(2\pi\hbar)^3} \int \frac{d\mathbf{p}d\mathbf{p}'}{\sqrt{pp'}} \sum_{\tau\tau'} [(e^{-\frac{i}{\hbar}\mathbf{p}\mathbf{x}} e_\mu(\mathbf{p}, \tau) c_{\mathbf{p},\tau} + e^{\frac{i}{\hbar}\mathbf{p}\mathbf{x}} e_\mu^*(\mathbf{p}, \tau) c_{\mathbf{p},\tau}^\dagger), \\
&\quad (e^{\frac{i}{\hbar}\mathbf{p}'\mathbf{y}} e_\nu^*(\mathbf{p}', \tau') c_{\mathbf{p}',\tau'}^\dagger + e^{-\frac{i}{\hbar}\mathbf{p}'\mathbf{y}} e_\nu(\mathbf{p}', \tau') c_{\mathbf{p}',\tau'})] \\
&= \frac{c\hbar^2}{2(2\pi\hbar)^3} \int \frac{d\mathbf{p}d\mathbf{p}'}{\sqrt{pp'}} \sum_{\tau\tau'} (e^{-\frac{i}{\hbar}\mathbf{p}\mathbf{x}} e^{\frac{i}{\hbar}\mathbf{p}'\mathbf{y}} e_\mu(\mathbf{p}, \tau) e_\nu^\dagger(\mathbf{p}', \tau') [c_{\mathbf{p},\tau}, c_{\mathbf{p}',\tau'}^\dagger] \\
&\quad + e^{\frac{i}{\hbar}\mathbf{p}\mathbf{x}} e^{-\frac{i}{\hbar}\mathbf{p}'\mathbf{y}} e_\mu^*(\mathbf{p}, \tau) e_\nu^*(\mathbf{p}', \tau') [c_{\mathbf{p},\tau}^\dagger, c_{\mathbf{p}',\tau'}]) \\
&= \frac{c\hbar^2}{2(2\pi\hbar)^3} \int \frac{d\mathbf{p}d\mathbf{p}'}{p} \delta(\mathbf{p} - \mathbf{p}') \\
&\quad \sum_{\tau\tau'} \delta_{\tau,\tau'} (e^{-\frac{i}{\hbar}\mathbf{p}(\mathbf{x}-\mathbf{y})} e_\mu(\mathbf{p}, \tau) e_\nu^\dagger(\mathbf{p}', \tau') - e^{\frac{i}{\hbar}\mathbf{p}(\mathbf{x}-\mathbf{y})} e_\mu^*(\mathbf{p}, \tau) e_\nu^*(\mathbf{p}', \tau')) \\
&= \frac{c\hbar^2}{2(2\pi\hbar)^3} \int \frac{d\mathbf{p}}{p} \sum_{\tau} (e^{-\frac{i}{\hbar}\mathbf{p}(\mathbf{x}-\mathbf{y})} e_\mu(\mathbf{p}, \tau) e_\nu^\dagger(\mathbf{p}, \tau) - e^{\frac{i}{\hbar}\mathbf{p}(\mathbf{x}-\mathbf{y})} e_\mu^*(\mathbf{p}, \tau) e_\nu^*(\mathbf{p}, \tau)) \\
&= \frac{c\hbar^2}{2(2\pi\hbar)^3} \int \frac{d\mathbf{p}}{p} (e^{-\frac{i}{\hbar}\mathbf{p}(\mathbf{x}-\mathbf{y})} - e^{\frac{i}{\hbar}\mathbf{p}(\mathbf{x}-\mathbf{y})}) h_{\mu\nu}(\mathbf{p}) \\
&= -\frac{ic\hbar^2}{2(2\pi\hbar)^3} \int \frac{d\mathbf{p}}{p} \sin(\mathbf{p}(\mathbf{x} - \mathbf{y})) h_{\mu\nu}(\mathbf{p}) \\
&= 0
\end{aligned} \tag{L.12}$$

because the integrand in (L.12) is an odd function of  $\mathbf{p}$ .

## L.4 Poincaré transformations of the photon field

Now we need to determine transformations of the photon field with respect to the non-interacting representation of the Poincaré group. The action of translations and rotations agrees with our condition (8.1)

$$\begin{aligned} U_0^{-1}(R, 0)a_0(\mathbf{x}, t)U_0(R, 0) &= a_0(R\mathbf{x}, t) \\ U_0^{-1}(R, 0)\mathbf{a}(\mathbf{x}, t)U_0(R, 0) &= R^{-1}\mathbf{a}(R\mathbf{x}, t) \\ U_0^{-1}(\mathbf{r}, \tau)a_\mu(\mathbf{x}, t)U_0(\mathbf{r}, \tau) &= a_\mu(\mathbf{x} + \mathbf{r}, t + \tau) \end{aligned}$$

Transformations with respect to boosts are more complicated [58]. Using eqs. (7.36) and (7.37) we write

$$\begin{aligned} &U_0^{-1}(\Lambda, 0)a_\mu(\mathbf{x}, t)U_0(\Lambda, 0) \\ &= \frac{\sqrt{c\hbar}}{(2\pi\hbar)^{3/2}} \int \frac{d\mathbf{p}}{\sqrt{2p}} \sum_{\tau} (e^{-\frac{i}{\hbar}p \cdot x} e_\mu(\mathbf{p}, \tau) U_0^{-1}(\Lambda, 0) c_{\mathbf{p}, \tau} U_0(\Lambda, 0) \\ &+ e^{\frac{i}{\hbar}p \cdot x} e_\mu^*(\mathbf{p}, \tau) U_0^{-1}(\Lambda, 0) c_{\mathbf{p}, \tau}^\dagger U_0(\Lambda, 0)) \\ &= \frac{\sqrt{c\hbar}}{(2\pi\hbar)^{3/2}} \int \frac{d\mathbf{p}}{\sqrt{2p}} \sqrt{\frac{|\Lambda\mathbf{p}|}{p}} \sum_{\tau} (e^{-\frac{i}{\hbar}p \cdot x} e_\mu(\mathbf{p}, \tau) e^{i\tau\phi_W(\mathbf{p}, \Lambda)} c_{\Lambda\mathbf{p}, \tau} \\ &+ e^{\frac{i}{\hbar}p \cdot x} e_\mu^*(\mathbf{p}, \tau) e^{-i\tau\phi_W(\mathbf{p}, \Lambda)} c_{\Lambda\mathbf{p}, \tau}^\dagger) \end{aligned} \quad (\text{L.13})$$

Take eq. (L.3) for vector  $\Lambda\mathbf{p}$

$$e(\Lambda\mathbf{p}, \tau) = \lambda_{\Lambda\mathbf{p}} e(\mathbf{s}, \tau)$$

and multiply both sides from the left by  $\Lambda^{-1}$

$$\Lambda^{-1}e(\Lambda\mathbf{p}, \tau) = \lambda_{\mathbf{p}}(\lambda_{\mathbf{p}}^{-1}\Lambda^{-1}\lambda_{\Lambda\mathbf{p}})e(\mathbf{s}, \tau)$$

The term in parentheses  $\lambda_{\mathbf{p}}^{-1}\Lambda^{-1}\lambda_{\Lambda\mathbf{p}}$  is a member of the little group<sup>3</sup> which corresponds to the Wigner rotation through the angle  $-\phi_W$ , so we can use representation (5.68)

$$\begin{aligned}
 \lambda_{\mathbf{p}}^{-1}\Lambda^{-1}\lambda_{\Lambda\mathbf{p}}e(\mathbf{s}, \tau) &= \sum_{\nu=0}^3 S_{\mu\nu}e_{\nu}(\mathbf{s}, \tau) \\
 &= \begin{bmatrix} 1 + (X_1^2 + X_2^2)/2 & X_1 & X_2 & -(X_1^2 + X_2^2)/2 \\ X_1 \cos \phi_W + X_2 \sin \phi_W & \cos \phi_W & \sin \phi_W & -X_1 \cos \phi_W - X_2 \sin \phi_W \\ -X_1 \sin \phi_W + X_2 \cos \phi_W & -\sin \phi_W & \cos \phi_W & X_1 \sin \phi_W - X_2 \cos \phi_W \\ (X_1^2 + X_2^2)/2 & X_1 & X_2 & 1 - (X_1^2 + X_2^2)/2 \end{bmatrix} \begin{bmatrix} 0 \\ 1 \\ i\tau \\ 0 \end{bmatrix} \\
 &= e^{i\tau\phi_W(\mathbf{p}, \Lambda)} \begin{bmatrix} 0 \\ 1 \\ i\tau \\ 0 \end{bmatrix} + (X_1 + i\tau X_2) \begin{bmatrix} 1 \\ 0 \\ 0 \\ 1 \end{bmatrix} \\
 &= e^{i\tau\phi_W(\mathbf{p}, \Lambda)} e_{\mu}(\mathbf{s}, \tau) + \frac{X_1 + i\tau X_2}{c} s^{\mu}
 \end{aligned}$$

where  $s^{\mu} = (c, 0, 0, c)$ , and  $X_1, X_2$  are functions of  $\Lambda$  and  $\mathbf{p}$ . Denoting

$$X_{\tau}(\mathbf{p}, \Lambda) = \frac{X_1 + i\tau X_2}{c} \quad (\text{L.14})$$

we obtain

$$\begin{aligned}
 \sum_{\nu=0}^3 \Lambda_{\mu\nu}^{-1} e_{\nu}(\Lambda\mathbf{p}, \tau) &= e_{\mu}^{i\tau\phi_W(\mathbf{p}, \Lambda)} \lambda_{\mathbf{p}} e(\mathbf{s}, \tau) + X_{\tau}(\mathbf{p}, \Lambda) \lambda_{\mathbf{p}} s^{\mu} \\
 &= e^{i\tau\phi_W(\mathbf{p}, \Lambda)} e_{\mu}(\mathbf{p}, \tau) + X_{\tau}(\mathbf{p}, \Lambda) p^{\mu} \quad (\text{L.15})
 \end{aligned}$$

where  $p^{\mu} = c(p, p_x, p_y, p_z)$  is the energy-momentum 4-vector corresponding to 3-momentum  $\mathbf{p}$ . By letting  $\mu = 0$  in this formula, multiplying both sides by  $(cp)^{-1}$ , and taking into account (L.5) we obtain

$$\begin{aligned}
 \frac{1}{cp} \sum_{\nu=0}^3 \Lambda_{0\nu}^{-1} e_{\nu}(\Lambda\mathbf{p}, \tau) &= \frac{1}{cp} e^{i\tau\phi_W(\mathbf{p}, \Lambda)} e_0(\mathbf{p}, \tau) + X_{\tau}(\mathbf{p}, \Lambda) \frac{p^0}{cp} \\
 &= X_{\tau}(\mathbf{p}, \Lambda)
 \end{aligned}$$

---

<sup>3</sup>see subsection 5.4.3

and

$$\begin{aligned}
e^{i\tau\phi_W(\mathbf{p},\Lambda)}e_\mu(\mathbf{p},\tau) &= \sum_{\nu=0}^3 \Lambda_{\mu\nu}^{-1}e_\nu(\Lambda\mathbf{p},\tau) - X_\tau(\mathbf{p},\Lambda)p^\mu \\
&= \sum_{\nu=0}^3 \Lambda_{\mu\nu}^{-1}e_\nu(\Lambda\mathbf{p},\tau) - \frac{p^\mu}{cp} \sum_{\nu=0}^3 \Lambda_{0\nu}^{-1}e_\nu(\Lambda\mathbf{p},\tau) \\
&= \sum_{\nu=0}^3 (\Lambda_{\mu\nu}^{-1} - \Lambda_{0\nu}^{-1}\frac{p^\mu}{cp})e_\nu(\Lambda\mathbf{p},\tau) \tag{L.16}
\end{aligned}$$

The complex conjugate of eq. (L.16) is

$$e^{-i\tau\phi_W(\mathbf{p},\Lambda)}e_\mu^*(\mathbf{p},\tau) = \sum_{\nu=0}^3 (\Lambda_{\mu\nu}^{-1} - \Lambda_{0\nu}^{-1}\frac{p^\mu}{cp})e_\nu^*(\Lambda\mathbf{p},\tau)$$

Then using  $\frac{d\mathbf{p}}{p} = \frac{d\Lambda\mathbf{p}}{|\Lambda\mathbf{p}|}$  and  $\Lambda^{-1}p \cdot x = p \cdot \Lambda x$  we can rewrite eq. (L.13) as

$$\begin{aligned}
&U_0^{-1}(\Lambda,0)a_\mu(\mathbf{x},t)U_0(\Lambda,0) \\
&= \frac{\sqrt{c\hbar}}{\sqrt{2}(2\pi\hbar)^{3/2}} \int \frac{d\mathbf{p}}{\sqrt{p}} \sqrt{\frac{|\Lambda\mathbf{p}|}{p}} \sum_{\tau=-1}^1 \sum_{\nu=0}^3 (e^{-\frac{i}{\hbar}p \cdot x} (\Lambda_{\mu\nu}^{-1} - \Lambda_{0\nu}^{-1}\frac{p^\mu}{cp}) e_\nu(\Lambda\mathbf{p},\tau) c_{\Lambda\mathbf{p},\tau} \\
&+ e^{\frac{i}{\hbar}p \cdot x} (\Lambda_{\mu\nu}^{-1} - \Lambda_{0\nu}^{-1}\frac{p^\mu}{cp}) e_\nu^*(\Lambda\mathbf{p},\tau) c_{\Lambda\mathbf{p},\tau}^\dagger) \\
&= \frac{\sqrt{c\hbar}}{\sqrt{2}(2\pi\hbar)^{3/2}} \sum_{\nu=0}^3 \Lambda_{\mu\nu}^{-1} \int \frac{d(\Lambda\mathbf{p})}{|\Lambda\mathbf{p}|} \sqrt{|\Lambda\mathbf{p}|} \sum_{\tau=-1}^1 (e^{-\frac{i}{\hbar}p \cdot x} e_\nu(\Lambda\mathbf{p},\tau) c_{\Lambda\mathbf{p},\tau} + e^{\frac{i}{\hbar}p \cdot x} e_\nu^*(\Lambda\mathbf{p},\tau) c_{\Lambda\mathbf{p},\tau}^\dagger) \\
&- \frac{\sqrt{c\hbar}}{(2\pi\hbar)^{3/2}} \int \frac{d(\Lambda\mathbf{p})}{|\Lambda\mathbf{p}|} \sqrt{|\Lambda\mathbf{p}|} p^\mu \sum_{\tau=-1}^1 \sum_{\nu=0}^3 \frac{\Lambda_{0\nu}^{-1}}{cp} (e^{-\frac{i}{\hbar}p \cdot x} e_\nu(\Lambda\mathbf{p},\tau) c_{\Lambda\mathbf{p},\tau} + e^{\frac{i}{\hbar}p \cdot x} e_\nu^*(\Lambda\mathbf{p},\tau) c_{\Lambda\mathbf{p},\tau}^\dagger) \\
&= \frac{\sqrt{c\hbar}}{\sqrt{2}(2\pi\hbar)^{3/2}} \sum_{\nu=0}^3 \Lambda_{\mu\nu}^{-1} \int \frac{d\mathbf{p}}{\sqrt{p}} \sum_{\tau=-1}^1 (e^{-\frac{i}{\hbar}p \cdot \Lambda x} e_\nu(\mathbf{p},\tau) c_{\mathbf{p},\tau} + e^{\frac{i}{\hbar}p \cdot \Lambda x} e_\nu^*(\mathbf{p},\tau) c_{\mathbf{p},\tau}^\dagger) \\
&- \frac{\sqrt{c\hbar}}{(2\pi\hbar)^{3/2}} \int \frac{d\mathbf{p}}{\sqrt{p}} \sum_{\tau=-1}^1 \frac{(\Lambda^{-1}p)_\mu}{c|\Lambda^{-1}\mathbf{p}|} \sum_{\nu=0}^3 \Lambda_{0\nu}^{-1} (e^{-\frac{i}{\hbar}\Lambda^{-1}p \cdot x} e_\nu(\mathbf{p},\tau) c_{\mathbf{p},\tau} + e^{\frac{i}{\hbar}\Lambda^{-1}p \cdot x} e_\nu^*(\mathbf{p},\tau) c_{\mathbf{p},\tau}^\dagger) \\
&= \sum_{\nu=0}^3 \Lambda_{\mu\nu}^{-1} a_\nu(\Lambda x) + \Omega_\mu(x, \Lambda) \tag{L.17}
\end{aligned}$$

According to eq. (8.1), we expect the photon field to transform as

$$U_0^{-1}(\Lambda; 0)a_\mu(\mathbf{x}, t)U_0(\Lambda; 0) = \sum_{\nu} \Lambda_{\mu\nu}^{-1}a_\nu(\Lambda x)$$

with respect to transformations from the Lorentz subgroup. However, we now see that this property is not satisfied for boosts. There is an additional term

$$\begin{aligned} \Omega_\mu(x, \Lambda) = & -\frac{\sqrt{c\hbar}}{(2\pi\hbar)^{3/2}} \int \frac{d\mathbf{p}}{\sqrt{2p}} \sum_{\tau=-1}^1 \frac{(\Lambda^{-1}p)_\mu}{c|\Lambda^{-1}\mathbf{p}|} \sum_{\nu=0}^3 \Lambda_{0\nu}^{-1} \\ & [e^{-\frac{i}{\hbar}\Lambda^{-1}p \cdot x} e_\nu(\mathbf{p}, \tau) c_{\mathbf{p}, \tau} + e^{\frac{i}{\hbar}\Lambda^{-1}p \cdot x} e_\nu^*(\mathbf{p}, \tau) c_{\mathbf{p}, \tau}^\dagger] \quad (\text{L.18}) \end{aligned}$$

This term has the following properties that will be used in our proof of relativistic invariance of QED in subsection N. From

$$\begin{aligned} \lim_{\theta \rightarrow 0} \sum_{\rho=0}^3 \Lambda_{0\rho}^{-1} e_\rho(\mathbf{p}, \tau) &= \sum_{\rho=0}^3 \delta_{0\rho} e_\rho(\mathbf{p}, \tau) \\ &= e_0(\mathbf{p}, \tau) \\ &= 0 \end{aligned} \quad (\text{L.19})$$

we obtain

$$\Omega(x, 1) = 0$$

Next we calculate the derivative by  $\theta$  in the case when  $\Lambda$  is a boost along the  $z$ -axis (1.54)

$$\begin{aligned} & \lim_{\theta \rightarrow 0} \frac{d}{d\theta} \Omega_\mu(x, \Lambda) \\ = & -\frac{\sqrt{c\hbar}}{(2\pi\hbar)^{3/2}} \lim_{\theta \rightarrow 0} \sum_{\nu=0}^3 \frac{d}{d\theta} \int \frac{d\mathbf{p}}{\sqrt{2p}} \sum_{\tau=-1}^1 \frac{(\Lambda^{-1}p)^\mu}{c|\Lambda^{-1}\mathbf{p}|} \times \\ & \sum_{\nu\rho=0}^3 \Lambda_{0\nu}^{-1} (e^{-\frac{i}{\hbar}\Lambda^{-1}p \cdot x} e_\nu(\mathbf{p}, \tau) c_{\mathbf{p}, \tau} + e^{\frac{i}{\hbar}\Lambda^{-1}p \cdot x} e_\nu^*(\mathbf{p}, \tau) c_{\mathbf{p}, \tau}^\dagger) \quad (\text{L.20}) \end{aligned}$$

The quantities dependent on  $\theta$  are lambda matrices. Therefore, taking the derivative on the right hand side of eq. (L.20) we will obtain four terms, those containing  $\frac{d}{d\theta}\Lambda_{\nu\mu}^{-1}$ ,  $\frac{d}{d\theta}\Lambda_{0\rho}^{-1}$ ,  $\frac{d}{d\theta}|\Lambda^{-1}\mathbf{p}|^{-1}$ , and  $\frac{d}{d\theta}\exp(\pm i\Lambda^{-1}p \cdot x)$ . After taking the derivative we must set  $\theta \rightarrow 0$ . It follows from eq. (L.19) that the only non-zero term is that containing

$$\begin{aligned} \lim_{\theta \rightarrow 0} \frac{d}{d\theta} \Lambda_{0\rho}^{-1} &= \lim_{\theta \rightarrow 0} \frac{d}{d\theta} (\cosh \theta, 0, 0, \sinh \theta) \\ &= \lim_{\theta \rightarrow 0} (-\sinh \theta, 0, 0, \cosh \theta) \\ &= (0, 0, 0, 1) \end{aligned}$$

Thus

$$\begin{aligned} &\lim_{\theta \rightarrow 0} \frac{d}{d\theta} \Omega_\mu(x, \Lambda) \\ &= -\frac{\sqrt{c}\hbar}{(2\pi\hbar)^{3/2}} \int \frac{d\mathbf{p} p^\mu}{c\sqrt{2}p^{3/2}} \sum_{\tau=-1}^1 (e^{-\frac{i}{\hbar}p \cdot x} e_z(\mathbf{p}, \tau) c_{\mathbf{p}, \tau} + e^{\frac{i}{\hbar}p \cdot x} e_z^*(\mathbf{p}, \tau) c_{\mathbf{p}, \tau}^\dagger) \\ &= -\frac{i\hbar^2}{\sqrt{2c}(2\pi\hbar)^3} \partial_\mu \int \frac{d\mathbf{p}}{p^{3/2}} \sum_{\tau=-1}^1 (e^{-\frac{i}{\hbar}p \cdot x} e_z(\mathbf{p}, \tau) c_{\mathbf{p}, \tau} - e^{\frac{i}{\hbar}p \cdot x} e_z^*(\mathbf{p}, \tau) c_{\mathbf{p}, \tau}^\dagger) \\ &= -\partial_\mu C_z(x) \end{aligned} \tag{L.21}$$

where  $\partial_\mu \equiv (-\frac{\partial}{\partial t}, \frac{c\partial}{\partial x}, \frac{c\partial}{\partial y}, \frac{c\partial}{\partial z})$ , and

$$C_i(x) = \frac{i\hbar^2}{\sqrt{2c}(2\pi\hbar)^3} \int \frac{d\mathbf{p}}{p^{3/2}} \sum_{\tau} [e^{-\frac{i}{\hbar}p \cdot x} e_i(\mathbf{p}, \tau) c_{\mathbf{p}, \tau} - e^{\frac{i}{\hbar}p \cdot x} e_i^*(\mathbf{p}, \tau) c_{\mathbf{p}, \tau}^\dagger] \tag{L.22}$$

# Appendix M

## QED interaction in terms of particle operators

### M.1 Current density

Using expressions for fields (K.1) and (K.3), we can write the operator of current density (8.10) in the normally ordered form<sup>1</sup>

$$\begin{aligned}
 j^\mu(x) &= -e\bar{\psi}(x)\gamma^\mu\psi(x) + e\bar{\Psi}(x)\gamma^\mu\Psi(x) \\
 &= e(2\pi\hbar)^{-3} \int d\mathbf{p}d\mathbf{p}' \\
 &\quad ( - [e^{\frac{i}{\hbar}p\cdot x}\bar{A}_\alpha^\dagger(\mathbf{p}) + e^{-\frac{i}{\hbar}p\cdot x}\bar{B}_\alpha(\mathbf{p})]\gamma_{\alpha\beta}^\mu[e^{-\frac{i}{\hbar}p'\cdot x}A_\beta(\mathbf{p}') + e^{\frac{i}{\hbar}p'\cdot x}B_\beta^\dagger(\mathbf{p}')] \\
 &\quad + [e^{\frac{i}{\hbar}P\cdot x}\bar{D}_\alpha^\dagger(\mathbf{p}) + e^{-\frac{i}{\hbar}P\cdot x}\bar{F}_\alpha(\mathbf{p})]\gamma_{\alpha\beta}^\mu[e^{-\frac{i}{\hbar}P'\cdot x}D_\beta(\mathbf{p}') + e^{\frac{i}{\hbar}P'\cdot x}F_\beta^\dagger(\mathbf{p}')] ) \\
 &= e(2\pi\hbar)^{-3} \int d\mathbf{p}d\mathbf{p}' \gamma_{\alpha\beta}^\mu \\
 &\quad ( - \bar{A}_\alpha^\dagger(\mathbf{p})A_\beta(\mathbf{p}')e^{-\frac{i}{\hbar}(p'-p)\cdot x} - \bar{A}_\alpha^\dagger(\mathbf{p})B_\beta^\dagger(\mathbf{p}')e^{\frac{i}{\hbar}(p'+p)\cdot x} \\
 &\quad - \bar{B}_\alpha(\mathbf{p})A_\beta(\mathbf{p}')e^{-\frac{i}{\hbar}(p'+p)\cdot x} - \bar{B}_\alpha(\mathbf{p})B_\beta^\dagger(\mathbf{p}')e^{\frac{i}{\hbar}(p'-p)\cdot x} \\
 &\quad + \bar{D}_\alpha^\dagger(\mathbf{p})D_\beta(\mathbf{p}')e^{-\frac{i}{\hbar}(P'-P)\cdot x} + \bar{D}_\alpha^\dagger(\mathbf{p})F_\beta^\dagger(\mathbf{p}')e^{\frac{i}{\hbar}(P'+P)\cdot x} \\
 &\quad + \bar{F}_\alpha(\mathbf{p})D_\beta(\mathbf{p}')e^{-\frac{i}{\hbar}(P'+P)\cdot x} + \bar{F}_\alpha(\mathbf{p})F_\beta^\dagger(\mathbf{p}')e^{\frac{i}{\hbar}(P'-P)\cdot x} ) \\
 &= e(2\pi\hbar)^{-3} \int d\mathbf{p}d\mathbf{p}' \gamma_{\alpha\beta}^\mu
 \end{aligned}$$

---

<sup>1</sup>Summation over indices  $\alpha$  and  $\beta$  is assumed.

$$\begin{aligned}
( & - \bar{A}_\alpha^\dagger(\mathbf{p})A_\beta(\mathbf{p}')e^{-\frac{i}{\hbar}(p'-p)\cdot x} - \bar{A}_\alpha^\dagger(\mathbf{p})B_\beta^\dagger(\mathbf{p}')e^{\frac{i}{\hbar}(p'+p)\cdot x} \\
& - \bar{B}_\alpha(\mathbf{p})A_\beta(\mathbf{p}')e^{-\frac{i}{\hbar}(p'+p)\cdot x} + B_\beta^\dagger(\mathbf{p}')\bar{B}_\alpha(\mathbf{p})e^{\frac{i}{\hbar}(p'-p)\cdot x} \\
& + \bar{D}_\alpha^\dagger(\mathbf{p})D_\beta(\mathbf{p}')e^{-\frac{i}{\hbar}(P'-P)\cdot x} + \bar{D}_\alpha^\dagger(\mathbf{p})F_\beta^\dagger(\mathbf{p}')e^{+\frac{i}{\hbar}(P'+P)\cdot x} \\
& + \bar{F}_\alpha(\mathbf{p})D_\beta(\mathbf{p}')e^{-\frac{i}{\hbar}(P'+P)\cdot x} - F_\beta^\dagger(\mathbf{p}')\bar{F}_\alpha(\mathbf{p})e^{\frac{i}{\hbar}(P'-P)\cdot x} \\
& - \{\bar{B}_\alpha(\mathbf{p}), B_\beta^\dagger(\mathbf{p}')\}e^{\frac{i}{\hbar}(p'-p)\cdot x} + \{\bar{F}_\alpha(\mathbf{p}), F_\beta^\dagger(\mathbf{p}')\}e^{\frac{i}{\hbar}(P'-P)\cdot x}
\end{aligned}$$

Let us show that the two last terms vanish. For that we will use anticommutator (K.34) and properties of gamma matrices

$$\begin{aligned}
& e(2\pi\hbar)^{-3} \int d\mathbf{p}d\mathbf{p}'\gamma_{\alpha\beta}^\mu \\
( & - \frac{1}{2\omega_{\mathbf{p}}}(\gamma^0\omega_{\mathbf{p}} + \vec{\gamma}\mathbf{p}c - mc^2)_{\beta\alpha}\delta(\mathbf{p} - \mathbf{p}')e^{\frac{i}{\hbar}(p'-p)\cdot x} \\
& + \frac{1}{2\Omega_{\mathbf{p}}}(\gamma^0\Omega_{\mathbf{p}} + \vec{\gamma}\mathbf{p}c - Mc^2)_{\beta\alpha}\delta(\mathbf{p} - \mathbf{p}')e^{\frac{i}{\hbar}(P'-P)\cdot x} \\
& = e(2\pi\hbar)^{-3} \int d\mathbf{p}\gamma_{\alpha\alpha}^\mu\left(\frac{mc^2}{2\omega_{\mathbf{p}}} - \frac{Mc^2}{2\Omega_{\mathbf{p}}}\right) \\
& + e(2\pi\hbar)^{-3} \int d\mathbf{p}(\gamma^\mu\gamma^0)_{\alpha\alpha}\left(-\frac{1}{2} + \frac{1}{2}\right) \\
& + e(2\pi\hbar)^{-3} \int d\mathbf{p}(\gamma^\mu\vec{\gamma})_{\alpha\alpha}\left(-\frac{\mathbf{p}c}{2\omega_{\mathbf{p}}} + \frac{\mathbf{p}c}{2\Omega_{\mathbf{p}}}\right) \\
& = e(2\pi\hbar)^{-3}Tr(\gamma^\mu) \int d\mathbf{p}\left(\frac{mc^2}{2\omega_{\mathbf{p}}} - \frac{Mc^2}{2\Omega_{\mathbf{p}}}\right) \\
& + ec(2\pi\hbar)^{-3}Tr(\gamma^\mu\vec{\gamma}) \int d\mathbf{p}\mathbf{p}\left(-\frac{1}{2\omega_{\mathbf{p}}} + \frac{1}{2\Omega_{\mathbf{p}}}\right)
\end{aligned} \tag{M.1}$$

The first term vanishes due to the property (I.18). The second integral is zero, because the integrand is an odd function of  $\mathbf{p}$ . Note that cancelation in (M.1) is possible only because our theory contains two particle types (electrons and protons) with opposite electric charges. So, finally, the normally ordered form of the current density is

$$j^\mu(x) = e(2\pi\hbar)^{-3} \int d\mathbf{p}d\mathbf{p}'\gamma_{\alpha\beta}^\mu$$



$$\begin{aligned}
( & - \bar{A}_\alpha^\dagger(\mathbf{p})A_\beta(\mathbf{p}')e^{-\frac{i}{\hbar}(\mathbf{p}'-\mathbf{p})\cdot\mathbf{x}} - \bar{A}_\alpha^\dagger(\mathbf{p})B_\beta^\dagger(\mathbf{p}')e^{\frac{i}{\hbar}(\mathbf{p}'+\mathbf{p})\cdot\mathbf{x}} \\
& - \bar{B}_\alpha(\mathbf{p})A_\beta(\mathbf{p}')e^{-\frac{i}{\hbar}(\mathbf{p}'+\mathbf{p})\cdot\mathbf{x}} + B_\beta^\dagger(\mathbf{p}')\bar{B}_\alpha(\mathbf{p})e^{\frac{i}{\hbar}(\mathbf{p}'-\mathbf{p})\cdot\mathbf{x}} \\
& + \bar{D}_\alpha^\dagger(\mathbf{p})D_\beta(\mathbf{p}')e^{-\frac{i}{\hbar}(\mathbf{P}'-\mathbf{P})\cdot\mathbf{x}} + \bar{D}_\alpha^\dagger(\mathbf{p})F_\beta^\dagger(\mathbf{p}')e^{+\frac{i}{\hbar}(\mathbf{P}'+\mathbf{P})\cdot\mathbf{x}} \\
& + \bar{F}_\alpha(\mathbf{p})D_\beta(\mathbf{p}')e^{-\frac{i}{\hbar}(\mathbf{P}'+\mathbf{P})\cdot\mathbf{x}} - F_\beta^\dagger(\mathbf{p}')\bar{F}_\alpha(\mathbf{p})e^{\frac{i}{\hbar}(\mathbf{P}'-\mathbf{P})\cdot\mathbf{x}} ) \quad (\text{M.2})
\end{aligned}$$

From the continuity equation (8.14)

$$\begin{aligned}
0 &= \partial_\mu j^\mu(x) \\
&= -e(2\pi\hbar)^{-3}\partial_\mu \int d\mathbf{p}d\mathbf{p}' \bar{A}^\dagger(\mathbf{p})\gamma^\mu A(\mathbf{p}')e^{-\frac{i}{\hbar}(\mathbf{p}'-\mathbf{p})\cdot\mathbf{x}} + \dots \\
&= -e(2\pi\hbar)^{-3} \int d\mathbf{p}d\mathbf{p}' (p' - p)_\mu \bar{A}^\dagger(\mathbf{p})\gamma^\mu A(\mathbf{p}')e^{-\frac{i}{\hbar}(\mathbf{p}'-\mathbf{p})\cdot\mathbf{x}} + \dots
\end{aligned}$$

we can derive useful properties

$$(p' - p)_\mu \bar{A}^\dagger(\mathbf{p})\gamma^\mu A(\mathbf{p}') = 0 \quad (\text{M.3})$$

$$(p' - p)_\mu \bar{D}^\dagger(\mathbf{p})\gamma^\mu D(\mathbf{p}') = 0 \quad (\text{M.4})$$

## M.2 First-order interaction

Inserting (M.2) in (8.17) we obtain the 1st order interaction expressed in terms of creation and annihilation operators<sup>2</sup>

$$\begin{aligned}
V_1(0) &= \frac{e}{(2\pi\hbar)^{9/2}} \int d\mathbf{x}d\mathbf{p}d\mathbf{p}'d\mathbf{k} (-\bar{A}_\alpha^\dagger(\mathbf{p})A_\beta(\mathbf{p}')e^{-\frac{i}{\hbar}(\mathbf{p}'-\mathbf{p})\cdot\mathbf{x}} + \dots) \\
&\quad (e^{-\frac{i}{\hbar}\mathbf{k}\cdot\mathbf{x}}C_{\alpha\beta}(\mathbf{k}) + e^{\frac{i}{\hbar}\mathbf{k}\cdot\mathbf{x}}C_{\alpha\beta}^\dagger(\mathbf{k})) \\
&= \frac{e}{(2\pi\hbar)^{3/2}} \int d\mathbf{k}d\mathbf{p} \\
( & - \bar{A}_\alpha^\dagger(\mathbf{p}+\mathbf{k})A_\beta(\mathbf{p})C_{\alpha\beta}(\mathbf{k}) - \bar{A}_\alpha^\dagger(\mathbf{p}-\mathbf{k})A_\beta(\mathbf{p})C_{\alpha\beta}^\dagger(\mathbf{k})
\end{aligned}$$

---

<sup>2</sup>Here and in the next subsection we omit the  $t$ -dependence as it can be always restored for regular operators such as  $V_1(t)$  and  $V_2(t)$ , by formulas (7.50) and (7.34) - (7.37). We also use notation from (K.17) - (K.24) and (L.7).

$$\begin{aligned}
& + \bar{D}_\alpha^\dagger(\mathbf{p} + \mathbf{k}) D_\beta(\mathbf{p}) C_{\alpha\beta}(\mathbf{k}) + \bar{D}_\alpha^\dagger(\mathbf{p} - \mathbf{k}) D_\beta(\mathbf{p}) C_{\alpha\beta}^\dagger(\mathbf{k}) \\
& + B_\beta^\dagger(\mathbf{p} + \mathbf{k}) \bar{B}_\alpha(\mathbf{p}) C_{\alpha\beta}(\mathbf{k}) + B_\beta^\dagger(\mathbf{p} - \mathbf{k}) \bar{B}_\alpha(\mathbf{p}) C_{\alpha\beta}^\dagger(\mathbf{k}) \\
& - F_\beta^\dagger(\mathbf{p} + \mathbf{k}) \bar{F}_\alpha(\mathbf{p}) C_{\alpha\beta}(\mathbf{k}) - F_\beta^\dagger(\mathbf{p} - \mathbf{k}) \bar{F}_\alpha(\mathbf{p}) C_{\alpha\beta}^\dagger(\mathbf{k}) \\
& - \bar{A}_\alpha^\dagger(\mathbf{p} + \mathbf{k}) B_\beta^\dagger(\mathbf{p}) C_{\alpha\beta}(\mathbf{k}) - \bar{A}_\alpha^\dagger(\mathbf{p} - \mathbf{k}) B_\beta^\dagger(\mathbf{p}) C_{\alpha\beta}^\dagger(\mathbf{k}) \\
& - A_\beta(\mathbf{p} + \mathbf{k}) \bar{B}_\alpha(\mathbf{p}) C_{\alpha\beta}(\mathbf{k}) - A_\beta(\mathbf{p} - \mathbf{k}) \bar{B}_\alpha(\mathbf{p}) C_{\alpha\beta}^\dagger(\mathbf{k}) \\
& + \bar{D}_\alpha^\dagger(\mathbf{p} + \mathbf{k}) F_\beta^\dagger(\mathbf{p}) C_{\alpha\beta}(\mathbf{k}) + \bar{D}_\alpha^\dagger(\mathbf{p} - \mathbf{k}) F_\beta^\dagger(\mathbf{p}) C_{\alpha\beta}^\dagger(\mathbf{k}) \\
& + D_\beta(\mathbf{p} + \mathbf{k}) \bar{F}_\alpha(\mathbf{p}) C_{\alpha\beta}(\mathbf{k}) + D_\beta(\mathbf{p} - \mathbf{k}) \bar{F}_\alpha(\mathbf{p}) C_{\alpha\beta}^\dagger(\mathbf{k}) \quad (\text{M.5})
\end{aligned}$$

### M.3 Second-order interaction

The second order interaction Hamiltonian (8.18) has rather long expression in terms of particle operators

$$\begin{aligned}
& V_2(0) \\
& = \int d\mathbf{x} d\mathbf{y} j_0(\mathbf{x}, 0) \frac{1}{8\pi|\mathbf{x} - \mathbf{y}|} j_0(\mathbf{y}, 0) \\
& = e^2 (2\pi\hbar)^{-6} \sum_{\alpha\beta\gamma\delta} \gamma_{\alpha\beta}^0 \gamma_{\gamma\delta}^0 \int d\mathbf{x} d\mathbf{y} \int d\mathbf{p} d\mathbf{p}' d\mathbf{q} d\mathbf{q}' \frac{1}{8\pi|\mathbf{x} - \mathbf{y}|} \\
& ( \quad - \bar{A}_\alpha^\dagger(\mathbf{p}) A_\beta(\mathbf{p}') e^{-\frac{i}{\hbar}(\mathbf{p}' - \mathbf{p}) \cdot \mathbf{x}} - \bar{A}_\alpha^\dagger(\mathbf{p}) B_\beta^\dagger(\mathbf{p}') e^{\frac{i}{\hbar}(\mathbf{p}' + \mathbf{p}) \cdot \mathbf{x}} \\
& \quad - \bar{B}_\alpha(\mathbf{p}) A_\beta(\mathbf{p}') e^{-\frac{i}{\hbar}(\mathbf{p}' + \mathbf{p}) \cdot \mathbf{x}} - \bar{B}_\alpha(\mathbf{p}) B_\beta^\dagger(\mathbf{p}') e^{\frac{i}{\hbar}(\mathbf{p}' - \mathbf{p}) \cdot \mathbf{x}} \\
& \quad + \bar{D}_\alpha^\dagger(\mathbf{p}) D_\beta(\mathbf{p}') e^{-\frac{i}{\hbar}(\mathbf{p}' - \mathbf{p}) \cdot \mathbf{x}} + \bar{D}_\alpha^\dagger(\mathbf{p}) F_\beta^\dagger(\mathbf{p}') e^{+\frac{i}{\hbar}(\mathbf{p}' + \mathbf{p}) \cdot \mathbf{x}} \\
& \quad + \bar{F}_\alpha(\mathbf{p}) D_\beta(\mathbf{p}') e^{-\frac{i}{\hbar}(\mathbf{p}' + \mathbf{p}) \cdot \mathbf{x}} + \bar{F}_\alpha(\mathbf{p}) F_\beta^\dagger(\mathbf{p}') e^{\frac{i}{\hbar}(\mathbf{p}' - \mathbf{p}) \cdot \mathbf{x}} \\
& ( \quad - \bar{A}_\gamma^\dagger(\mathbf{q}) A_\delta(\mathbf{q}') e^{-\frac{i}{\hbar}(\mathbf{q}' - \mathbf{q}) \cdot \mathbf{y}} - \bar{A}_\gamma^\dagger(\mathbf{q}) B_\delta^\dagger(\mathbf{q}') e^{\frac{i}{\hbar}(\mathbf{q}' + \mathbf{q}) \cdot \mathbf{y}} \\
& \quad - \bar{B}_\gamma(\mathbf{q}) A_\delta(\mathbf{q}') e^{-\frac{i}{\hbar}(\mathbf{q}' + \mathbf{q}) \cdot \mathbf{y}} - \bar{B}_\gamma(\mathbf{q}) B_\delta^\dagger(\mathbf{q}') e^{\frac{i}{\hbar}(\mathbf{q}' - \mathbf{q}) \cdot \mathbf{y}} \\
& \quad + \bar{D}_\gamma^\dagger(\mathbf{q}) D_\delta(\mathbf{q}') e^{-\frac{i}{\hbar}(\mathbf{q}' - \mathbf{q}) \cdot \mathbf{y}} + \bar{D}_\gamma^\dagger(\mathbf{q}) F_\delta^\dagger(\mathbf{q}') e^{+\frac{i}{\hbar}(\mathbf{q}' + \mathbf{q}) \cdot \mathbf{y}} \\
& \quad + \bar{F}_\gamma(\mathbf{q}) D_\delta(\mathbf{q}') e^{-\frac{i}{\hbar}(\mathbf{q}' + \mathbf{q}) \cdot \mathbf{y}} + \bar{F}_\gamma(\mathbf{q}) F_\delta^\dagger(\mathbf{q}') e^{\frac{i}{\hbar}(\mathbf{q}' - \mathbf{q}) \cdot \mathbf{y}} \\
& = e^2 (2\pi\hbar)^{-6} \sum_{\alpha\beta\gamma\delta} \int d\mathbf{x} d\mathbf{y} \int d\mathbf{p} d\mathbf{p}' d\mathbf{q} d\mathbf{q}' \frac{\gamma_{\alpha\beta}^0 \gamma_{\gamma\delta}^0}{8\pi|\mathbf{x} - \mathbf{y}|} \\
& ( \quad + \bar{A}_\alpha^\dagger(\mathbf{p}) A_\beta(\mathbf{p}') \bar{A}_\gamma^\dagger(\mathbf{q}) A_\delta(\mathbf{q}') e^{-\frac{i}{\hbar}(\mathbf{q}' - \mathbf{q}) \cdot \mathbf{y}} e^{-\frac{i}{\hbar}(\mathbf{p}' - \mathbf{p}) \cdot \mathbf{x}}
\end{aligned}$$



[illegible]

$$\begin{aligned}
& + \bar{F}_\alpha(\mathbf{p}) D_\beta(\mathbf{p}') \bar{D}_\gamma^\dagger(\mathbf{q}) F_\delta^\dagger(\mathbf{q}') e^{+\frac{i}{\hbar}(\mathbf{q}'+\mathbf{q})\cdot\mathbf{y}} e^{-\frac{i}{\hbar}(\mathbf{p}'+\mathbf{p})\cdot\mathbf{x}} \\
& + \bar{F}_\alpha(\mathbf{p}) D_\beta(\mathbf{p}') \bar{F}_\gamma(\mathbf{q}) D_\delta(\mathbf{q}') e^{-\frac{i}{\hbar}(\mathbf{q}'+\mathbf{q})\cdot\mathbf{y}} e^{-\frac{i}{\hbar}(\mathbf{p}'+\mathbf{p})\cdot\mathbf{x}} \\
& + \bar{F}_\alpha(\mathbf{p}) D_\beta(\mathbf{p}') \bar{F}_\gamma(\mathbf{q}) F_\delta^\dagger(\mathbf{q}') e^{\frac{i}{\hbar}(\mathbf{q}'-\mathbf{q})\cdot\mathbf{y}} e^{-\frac{i}{\hbar}(\mathbf{p}'+\mathbf{p})\cdot\mathbf{x}} \\
& - \bar{F}_\alpha(\mathbf{p}) F_\beta^\dagger(\mathbf{p}') \bar{A}_\gamma^\dagger(\mathbf{q}) A_\delta(\mathbf{q}') e^{-\frac{i}{\hbar}(\mathbf{q}'-\mathbf{q})\cdot\mathbf{y}} e^{\frac{i}{\hbar}(\mathbf{p}'-\mathbf{p})\cdot\mathbf{x}} \\
& - \bar{F}_\alpha(\mathbf{p}) F_\beta^\dagger(\mathbf{p}') \bar{A}_\gamma^\dagger(\mathbf{q}) B_\delta^\dagger(\mathbf{q}') e^{\frac{i}{\hbar}(\mathbf{q}'+\mathbf{q})\cdot\mathbf{y}} e^{\frac{i}{\hbar}(\mathbf{p}'-\mathbf{p})\cdot\mathbf{x}} \\
& - \bar{F}_\alpha(\mathbf{p}) F_\beta^\dagger(\mathbf{p}') \bar{B}_\gamma(\mathbf{q}) A_\delta(\mathbf{q}') e^{-\frac{i}{\hbar}(\mathbf{q}'+\mathbf{q})\cdot\mathbf{y}} e^{\frac{i}{\hbar}(\mathbf{p}'-\mathbf{p})\cdot\mathbf{x}} \\
& - \bar{F}_\alpha(\mathbf{p}) F_\beta^\dagger(\mathbf{p}') \bar{B}_\gamma(\mathbf{q}) B_\delta^\dagger(\mathbf{q}') e^{\frac{i}{\hbar}(\mathbf{q}'-\mathbf{q})\cdot\mathbf{y}} e^{\frac{i}{\hbar}(\mathbf{p}'-\mathbf{p})\cdot\mathbf{x}} \\
& + \bar{F}_\alpha(\mathbf{p}) F_\beta^\dagger(\mathbf{p}') \bar{D}_\gamma^\dagger(\mathbf{q}) D_\delta(\mathbf{q}') e^{-\frac{i}{\hbar}(\mathbf{q}'-\mathbf{q})\cdot\mathbf{y}} e^{\frac{i}{\hbar}(\mathbf{p}'-\mathbf{p})\cdot\mathbf{x}} \\
& + \bar{F}_\alpha(\mathbf{p}) F_\beta^\dagger(\mathbf{p}') \bar{D}_\gamma^\dagger(\mathbf{q}) F_\delta^\dagger(\mathbf{q}') e^{+\frac{i}{\hbar}(\mathbf{q}'+\mathbf{q})\cdot\mathbf{y}} e^{\frac{i}{\hbar}(\mathbf{p}'-\mathbf{p})\cdot\mathbf{x}} \\
& + \bar{F}_\alpha(\mathbf{p}) F_\beta^\dagger(\mathbf{p}') \bar{F}_\gamma(\mathbf{q}) D_\delta(\mathbf{q}') e^{-\frac{i}{\hbar}(\mathbf{q}'+\mathbf{q})\cdot\mathbf{y}} e^{\frac{i}{\hbar}(\mathbf{p}'-\mathbf{p})\cdot\mathbf{x}} \\
& + \bar{F}_\alpha(\mathbf{p}) F_\beta^\dagger(\mathbf{p}') \bar{F}_\gamma(\mathbf{q}) F_\delta^\dagger(\mathbf{q}') e^{\frac{i}{\hbar}(\mathbf{q}'-\mathbf{q})\cdot\mathbf{y}} e^{\frac{i}{\hbar}(\mathbf{p}'-\mathbf{p})\cdot\mathbf{x}}
\end{aligned} \tag{M.6}$$

We need to convert this expression to the normal order, i.e., move all creation operators in front of annihilation operators. After this is done we will obtain a sum of phys, unphys, and renorm terms. It can be shown that these renorm terms are infinite. This is an indication of renormalization troubles with QED, which are fully investigated in section 9.1. In the rest of this section we will simply ignore the renorm part of interaction.

There are some cancelations among unphys terms. To see how they work, let us convert to the normal order the 12th term in (M.6)

$$\begin{aligned}
& e^2(2\pi\hbar)^{-6} \sum_{\alpha\beta\gamma\delta} \int d\mathbf{x} d\mathbf{y} \int d\mathbf{p} d\mathbf{p}' d\mathbf{q} d\mathbf{q}' \frac{\gamma_{\alpha\beta}^0 \gamma_{\gamma\delta}^0}{8\pi|\mathbf{x}-\mathbf{y}|} \\
& \bar{A}_\alpha^\dagger(\mathbf{p}) B_\beta^\dagger(\mathbf{p}') \bar{B}_\gamma(\mathbf{q}) B_\delta^\dagger(\mathbf{q}') e^{\frac{i}{\hbar}(\mathbf{q}'-\mathbf{q})\cdot\mathbf{y}} e^{\frac{i}{\hbar}(\mathbf{p}'+\mathbf{p})\cdot\mathbf{x}} \\
= & -e^2(2\pi\hbar)^{-6} \sum_{\alpha\beta\gamma\delta} \int d\mathbf{x} d\mathbf{y} \int d\mathbf{p} d\mathbf{p}' d\mathbf{q} d\mathbf{q}' \frac{\gamma_{\alpha\beta}^0 \gamma_{\gamma\delta}^0}{8\pi|\mathbf{x}-\mathbf{y}|} \\
& \bar{A}_\alpha^\dagger(\mathbf{p}) B_\beta^\dagger(\mathbf{p}') B_\delta^\dagger(\mathbf{q}') \bar{B}_\gamma(\mathbf{q}) e^{\frac{i}{\hbar}(\mathbf{q}'-\mathbf{q})\cdot\mathbf{y}} e^{\frac{i}{\hbar}(\mathbf{p}'+\mathbf{p})\cdot\mathbf{x}} \\
+ & e^2(2\pi\hbar)^{-6} \sum_{\alpha\beta\gamma\delta} \int d\mathbf{x} d\mathbf{y} \int d\mathbf{p} d\mathbf{p}' d\mathbf{q} d\mathbf{q}' \frac{\gamma_{\alpha\beta}^0 \gamma_{\gamma\delta}^0}{8\pi|\mathbf{x}-\mathbf{y}|} \\
& \bar{A}_\alpha^\dagger(\mathbf{p}) B_\beta^\dagger(\mathbf{p}') \{ \bar{B}_\gamma(\mathbf{q}), B_\delta^\dagger(\mathbf{q}') \} e^{\frac{i}{\hbar}(\mathbf{q}'-\mathbf{q})\cdot\mathbf{y}} e^{\frac{i}{\hbar}(\mathbf{p}'+\mathbf{p})\cdot\mathbf{x}}
\end{aligned}$$

Let us now denote the second term on the right hand side of this expression by  $I$ . Using (K.34), formulas for the traces of products of gamma matrices (I.18) - (I.19) and integral formula (B.6)

$$\begin{aligned}
I &= e^2(2\pi\hbar)^{-6} \sum_{\alpha\beta\gamma\delta} \int d\mathbf{x}d\mathbf{y} \int d\mathbf{p}d\mathbf{p}'d\mathbf{q}d\mathbf{q}' \frac{\gamma_{\alpha\beta}^0 \gamma_{\gamma\delta}^0}{8\pi|\mathbf{x}-\mathbf{y}|} \\
&\quad \bar{A}_\alpha^\dagger(\mathbf{p}) B_\beta^\dagger(\mathbf{p}') \frac{1}{2\omega_{\mathbf{q}}} (\gamma^0 \omega_{\mathbf{q}} + \vec{\gamma} \mathbf{q} c - mc^2)_{\gamma\delta} \delta(\mathbf{q}' - \mathbf{q}) e^{\frac{i}{\hbar}(\mathbf{q}' - \mathbf{q}) \cdot \mathbf{y}} e^{\frac{i}{\hbar}(\mathbf{p}' + \mathbf{p}) \cdot \mathbf{x}} \\
&= e^2(2\pi\hbar)^{-6} \sum_{\alpha\beta} \int d\mathbf{x}d\mathbf{y} \int d\mathbf{p}d\mathbf{p}'d\mathbf{q} \frac{\gamma_{\alpha\beta}^0}{8\pi|\mathbf{x}-\mathbf{y}|} \\
&\quad \bar{A}_\alpha^\dagger(\mathbf{p}) B_\beta^\dagger(\mathbf{p}') \frac{1}{2\omega_{\mathbf{q}}} (\omega_{\mathbf{q}} Tr(\gamma^0 \gamma^0) + \mathbf{q} c Tr(\gamma^0 \vec{\gamma}) - mc^2 Tr(\gamma^0)) e^{\frac{i}{\hbar}(\mathbf{p}' + \mathbf{p}) \cdot \mathbf{x}} \\
&= 2e^2(2\pi\hbar)^{-6} \sum_{\alpha\beta} \int d\mathbf{x}d\mathbf{y} \int d\mathbf{p}d\mathbf{p}'d\mathbf{q} \frac{\gamma_{\alpha\beta}^0}{8\pi|\mathbf{x}-\mathbf{y}|} \bar{A}_\alpha^\dagger(\mathbf{p}) B_\beta^\dagger(\mathbf{p}') e^{\frac{i}{\hbar}(\mathbf{p}' + \mathbf{p}) \cdot \mathbf{x}} \\
&= \frac{2e^2\hbar^2}{(2\pi\hbar)^3} \sum_{\alpha\beta} \int d\mathbf{p}d\mathbf{p}'d\mathbf{q} \gamma_{\alpha\beta}^0 \bar{A}_\alpha^\dagger(\mathbf{p}) B_\beta^\dagger(\mathbf{p}') \frac{\delta(\mathbf{p}' + \mathbf{p})}{(\mathbf{p}' + \mathbf{p})^2} \tag{M.7}
\end{aligned}$$

This term is infinite. However there are three other infinite terms in (M.6) that arise in a similar manner from  $-A^\dagger B^\dagger F F^\dagger + B B^\dagger A^\dagger B^\dagger - F F^\dagger A^\dagger B^\dagger$ . These terms exactly cancel with (M.7). Similar to subsection M.1, this cancellation is possible only because the total charge of all particles in the model is zero.

Taking into account the above results and using anticommutators (K.32) and (K.34) we can bring the second order interaction (M.6) to the normal order

$$\begin{aligned}
&V_2(0) \\
&= e^2(2\pi\hbar)^{-6} \sum_{\alpha\beta\gamma\delta} \int d\mathbf{x}d\mathbf{y} \int d\mathbf{p}d\mathbf{p}'d\mathbf{q}d\mathbf{q}' \frac{\gamma_{\alpha\beta}^0 \gamma_{\gamma\delta}^0}{8\pi|\mathbf{x}-\mathbf{y}|} \\
&\quad ( - \bar{A}_\alpha^\dagger(\mathbf{p}) \bar{A}_\gamma^\dagger(\mathbf{q}) A_\beta(\mathbf{p}') A_\delta(\mathbf{q}') e^{-\frac{i}{\hbar}(\mathbf{q}' - \mathbf{q}) \cdot \mathbf{y}} e^{-\frac{i}{\hbar}(\mathbf{p}' - \mathbf{p}) \cdot \mathbf{x}} \\
&\quad - \bar{A}_\alpha^\dagger(\mathbf{p}) \bar{A}_\gamma^\dagger(\mathbf{q}) A_\beta(\mathbf{p}') B_\delta^\dagger(\mathbf{q}') e^{\frac{i}{\hbar}(\mathbf{q}' + \mathbf{q}) \cdot \mathbf{y}} e^{-\frac{i}{\hbar}(\mathbf{p}' - \mathbf{p}) \cdot \mathbf{x}} \\
&\quad + \bar{A}_\alpha^\dagger(\mathbf{p}) A_\beta(\mathbf{p}') A_\delta(\mathbf{q}') \bar{B}_\gamma(\mathbf{q}) e^{-\frac{i}{\hbar}(\mathbf{q}' + \mathbf{q}) \cdot \mathbf{y}} e^{-\frac{i}{\hbar}(\mathbf{p}' - \mathbf{p}) \cdot \mathbf{x}}
\end{aligned}$$



[illegible]



$$\begin{aligned}
& + D_\beta(\mathbf{p}')F_\delta^\dagger(\mathbf{q}')\overline{F}_\alpha(\mathbf{p})\overline{F}_\gamma(\mathbf{q})e^{\frac{i}{\hbar}(\mathbf{q}'-\mathbf{q})\cdot\mathbf{y}}e^{-\frac{i}{\hbar}(\mathbf{p}'+\mathbf{p})\cdot\mathbf{x}} \\
& + \overline{A}_\gamma^\dagger(\mathbf{q})A_\delta(\mathbf{q}')F_\beta^\dagger(\mathbf{p}')\overline{F}_\alpha(\mathbf{p})e^{-\frac{i}{\hbar}(\mathbf{q}'-\mathbf{q})\cdot\mathbf{y}}e^{\frac{i}{\hbar}(\mathbf{p}'-\mathbf{p})\cdot\mathbf{x}} \\
& + \overline{A}_\gamma^\dagger(\mathbf{q})B_\delta^\dagger(\mathbf{q}')F_\beta^\dagger(\mathbf{p}')\overline{F}_\alpha(\mathbf{p})e^{\frac{i}{\hbar}(\mathbf{q}'+\mathbf{q})\cdot\mathbf{y}}e^{\frac{i}{\hbar}(\mathbf{p}'-\mathbf{p})\cdot\mathbf{x}} \\
& + A_\delta(\mathbf{q}')\overline{B}_\gamma(\mathbf{q})F_\beta^\dagger(\mathbf{p}')\overline{F}_\alpha(\mathbf{p})e^{-\frac{i}{\hbar}(\mathbf{q}'+\mathbf{q})\cdot\mathbf{y}}e^{\frac{i}{\hbar}(\mathbf{p}'-\mathbf{p})\cdot\mathbf{x}} \\
& - B_\delta^\dagger(\mathbf{q}')\overline{B}_\gamma(\mathbf{q})F_\beta^\dagger(\mathbf{p}')\overline{F}_\alpha(\mathbf{p})e^{\frac{i}{\hbar}(\mathbf{q}'-\mathbf{q})\cdot\mathbf{y}}e^{\frac{i}{\hbar}(\mathbf{p}'-\mathbf{p})\cdot\mathbf{x}} \\
& - \overline{D}_\gamma^\dagger(\mathbf{q})D_\delta(\mathbf{q}')F_\beta^\dagger(\mathbf{p}')\overline{F}_\alpha(\mathbf{p})e^{-\frac{i}{\hbar}(\mathbf{q}'-\mathbf{q})\cdot\mathbf{y}}e^{\frac{i}{\hbar}(\mathbf{p}'-\mathbf{p})\cdot\mathbf{x}} \\
& + \overline{D}_\gamma^\dagger(\mathbf{q})F_\beta^\dagger(\mathbf{p}')F_\delta^\dagger(\mathbf{q}')\overline{F}_\alpha(\mathbf{p})e^{+\frac{i}{\hbar}(\mathbf{q}'+\mathbf{q})\cdot\mathbf{y}}e^{\frac{i}{\hbar}(\mathbf{p}'-\mathbf{p})\cdot\mathbf{x}} \\
& - D_\delta(\mathbf{q}')F_\beta^\dagger(\mathbf{p}')\overline{F}_\alpha(\mathbf{p})\overline{F}_\gamma(\mathbf{q})e^{-\frac{i}{\hbar}(\mathbf{q}'+\mathbf{q})\cdot\mathbf{y}}e^{\frac{i}{\hbar}(\mathbf{p}'-\mathbf{p})\cdot\mathbf{x}} \\
& - F_\beta^\dagger(\mathbf{p}')F_\delta^\dagger(\mathbf{q}')\overline{F}_\alpha(\mathbf{p})\overline{F}_\gamma(\mathbf{q})e^{\frac{i}{\hbar}(\mathbf{q}'-\mathbf{q})\cdot\mathbf{y}}e^{\frac{i}{\hbar}(\mathbf{p}'-\mathbf{p})\cdot\mathbf{x}}
\end{aligned}$$

Next we can switch summation labels  $\alpha \leftrightarrow \gamma$ , and integration variables  $\mathbf{x} \leftrightarrow \mathbf{y}$  and  $\mathbf{p} \leftrightarrow \mathbf{q}$  to simplify

$$\begin{aligned}
& V_2(0) \\
& = e^2(2\pi\hbar)^{-6} \sum_{\alpha\beta\gamma\delta} \int d\mathbf{x}d\mathbf{y} \int d\mathbf{p}d\mathbf{p}'d\mathbf{q}d\mathbf{q}' \frac{\gamma_{\alpha\beta}^0\gamma_{\gamma\delta}^0}{8\pi|\mathbf{x}-\mathbf{y}|} \\
& ( - \overline{A}_\alpha^\dagger(\mathbf{p})\overline{A}_\gamma^\dagger(\mathbf{q})A_\beta(\mathbf{p}')A_\delta(\mathbf{q}')e^{-\frac{i}{\hbar}(\mathbf{q}'-\mathbf{q})\cdot\mathbf{y}}e^{-\frac{i}{\hbar}(\mathbf{p}'-\mathbf{p})\cdot\mathbf{x}} \\
& + 2\overline{A}_\alpha^\dagger(\mathbf{p})A_\beta(\mathbf{p}')A_\delta(\mathbf{q}')\overline{B}_\gamma(\mathbf{q})e^{-\frac{i}{\hbar}(\mathbf{q}'+\mathbf{q})\cdot\mathbf{y}}e^{-\frac{i}{\hbar}(\mathbf{p}'-\mathbf{p})\cdot\mathbf{x}} \\
& - 2\overline{A}_\alpha^\dagger(\mathbf{p})A_\beta(\mathbf{p}')B_\delta^\dagger(\mathbf{q}')\overline{B}_\gamma(\mathbf{q})e^{\frac{i}{\hbar}(\mathbf{q}'-\mathbf{q})\cdot\mathbf{y}}e^{-\frac{i}{\hbar}(\mathbf{p}'-\mathbf{p})\cdot\mathbf{x}} \\
& - 2\overline{A}_\alpha^\dagger(\mathbf{p})A_\beta(\mathbf{p}')\overline{D}_\gamma^\dagger(\mathbf{q})D_\delta(\mathbf{q}')e^{-\frac{i}{\hbar}(\mathbf{q}'-\mathbf{q})\cdot\mathbf{y}}e^{-\frac{i}{\hbar}(\mathbf{p}'-\mathbf{p})\cdot\mathbf{x}} \\
& - 2\overline{A}_\alpha^\dagger(\mathbf{p})A_\beta(\mathbf{p}')\overline{D}_\gamma^\dagger(\mathbf{q})F_\delta^\dagger(\mathbf{q}')e^{+\frac{i}{\hbar}(\mathbf{q}'+\mathbf{q})\cdot\mathbf{y}}e^{-\frac{i}{\hbar}(\mathbf{p}'-\mathbf{p})\cdot\mathbf{x}} \\
& - 2\overline{A}_\alpha^\dagger(\mathbf{p})A_\beta(\mathbf{p}')D_\delta(\mathbf{q}')\overline{F}_\gamma(\mathbf{q})e^{-\frac{i}{\hbar}(\mathbf{q}'+\mathbf{q})\cdot\mathbf{y}}e^{-\frac{i}{\hbar}(\mathbf{p}'-\mathbf{p})\cdot\mathbf{x}} \\
& + 2\overline{A}_\alpha^\dagger(\mathbf{p})A_\beta(\mathbf{p}')F_\delta^\dagger(\mathbf{q}')\overline{F}_\gamma(\mathbf{q})e^{\frac{i}{\hbar}(\mathbf{q}'-\mathbf{q})\cdot\mathbf{y}}e^{-\frac{i}{\hbar}(\mathbf{p}'-\mathbf{p})\cdot\mathbf{x}} \\
& + 2\overline{A}_\alpha^\dagger(\mathbf{p})\overline{A}_\gamma^\dagger(\mathbf{q})A_\delta(\mathbf{q}')B_\beta^\dagger(\mathbf{p}')e^{-\frac{i}{\hbar}(\mathbf{q}'-\mathbf{q})\cdot\mathbf{y}}e^{\frac{i}{\hbar}(\mathbf{p}'+\mathbf{p})\cdot\mathbf{x}} \\
& + \overline{A}_\alpha^\dagger(\mathbf{p})\overline{A}_\gamma^\dagger(\mathbf{q})B_\beta^\dagger(\mathbf{p}')B_\delta^\dagger(\mathbf{q}')e^{\frac{i}{\hbar}(\mathbf{q}'+\mathbf{q})\cdot\mathbf{y}}e^{\frac{i}{\hbar}(\mathbf{p}'+\mathbf{p})\cdot\mathbf{x}} \\
& + 2\overline{A}_\alpha^\dagger(\mathbf{p})A_\delta(\mathbf{q}')B_\beta^\dagger(\mathbf{p}')\overline{B}_\gamma(\mathbf{q})e^{-\frac{i}{\hbar}(\mathbf{q}'+\mathbf{q})\cdot\mathbf{y}}e^{\frac{i}{\hbar}(\mathbf{p}'+\mathbf{p})\cdot\mathbf{x}} \\
& - 2\overline{A}_\alpha^\dagger(\mathbf{p})B_\beta^\dagger(\mathbf{p}')B_\delta^\dagger(\mathbf{q}')\overline{B}_\gamma(\mathbf{q})e^{\frac{i}{\hbar}(\mathbf{q}'-\mathbf{q})\cdot\mathbf{y}}e^{\frac{i}{\hbar}(\mathbf{p}'+\mathbf{p})\cdot\mathbf{x}} \\
& - 2\overline{A}_\alpha^\dagger(\mathbf{p})B_\beta^\dagger(\mathbf{p}')\overline{D}_\gamma^\dagger(\mathbf{q})D_\delta(\mathbf{q}')e^{-\frac{i}{\hbar}(\mathbf{q}'-\mathbf{q})\cdot\mathbf{y}}e^{\frac{i}{\hbar}(\mathbf{p}'+\mathbf{p})\cdot\mathbf{x}}
\end{aligned}$$

[illegible]

Integrals over  $\mathbf{x}$  and  $\mathbf{y}$  can be evaluated by formula (B.6)

$$\begin{aligned}
& V_2(0) \\
&= \frac{e^2 \hbar^2}{2(2\pi\hbar)^3} \sum_{\alpha\beta\gamma\delta} \int d\mathbf{p} d\mathbf{p}' d\mathbf{q} d\mathbf{q}' \gamma_{\alpha\beta}^0 \gamma_{\gamma\delta}^0 \\
& \left( \begin{aligned}
& - \bar{A}_\alpha^\dagger(\mathbf{p}) \bar{A}_\gamma^\dagger(\mathbf{q}) A_\beta(\mathbf{p}') A_\delta(\mathbf{q}') \delta(\mathbf{q}' - \mathbf{q} + \mathbf{p}' - \mathbf{p}) \frac{1}{|\mathbf{q}' - \mathbf{q}|^2} \\
& + 2\bar{A}_\alpha^\dagger(\mathbf{p}) A_\beta(\mathbf{p}') A_\delta(\mathbf{q}') \bar{B}_\gamma(\mathbf{q}) \delta(\mathbf{q}' + \mathbf{q} + \mathbf{p}' - \mathbf{p}) \frac{1}{|\mathbf{q}' + \mathbf{q}|^2} \\
& - 2\bar{A}_\alpha^\dagger(\mathbf{p}) A_\beta(\mathbf{p}') B_\delta^\dagger(\mathbf{q}') \bar{B}_\gamma(\mathbf{q}) \delta(\mathbf{q}' - \mathbf{q} - \mathbf{p}' + \mathbf{p}) \frac{1}{|\mathbf{q}' - \mathbf{q}|^2} \\
& - 2\bar{A}_\alpha^\dagger(\mathbf{p}) A_\beta(\mathbf{p}') \bar{D}_\gamma^\dagger(\mathbf{q}) D_\delta(\mathbf{q}') \delta(\mathbf{q}' - \mathbf{q} + \mathbf{p}' - \mathbf{p}) \frac{1}{|\mathbf{q}' - \mathbf{q}|^2} \\
& - 2\bar{A}_\alpha^\dagger(\mathbf{p}) A_\beta(\mathbf{p}') \bar{D}_\gamma^\dagger(\mathbf{q}) F_\delta^\dagger(\mathbf{q}') \delta(\mathbf{q}' + \mathbf{q} - \mathbf{p}' + \mathbf{p}) \frac{1}{|\mathbf{q}' + \mathbf{q}|^2} \\
& - 2\bar{A}_\alpha^\dagger(\mathbf{p}) A_\beta(\mathbf{p}') D_\delta(\mathbf{q}') \bar{F}_\gamma(\mathbf{q}) \delta(\mathbf{q}' + \mathbf{q} + \mathbf{p}' - \mathbf{p}) \frac{1}{|\mathbf{q}' + \mathbf{q}|^2} \\
& + 2\bar{A}_\alpha^\dagger(\mathbf{p}) A_\beta(\mathbf{p}') F_\delta^\dagger(\mathbf{q}') \bar{F}_\gamma(\mathbf{q}) \delta(\mathbf{q}' - \mathbf{q} - \mathbf{p}' + \mathbf{p}) \frac{1}{|\mathbf{q}' - \mathbf{q}|^2} \\
& + 2\bar{A}_\alpha^\dagger(\mathbf{p}) \bar{A}_\gamma^\dagger(\mathbf{q}) A_\delta(\mathbf{q}') B_\beta^\dagger(\mathbf{p}') \delta(\mathbf{q}' - \mathbf{q} - \mathbf{p}' - \mathbf{p}) \frac{1}{|\mathbf{q}' - \mathbf{q}|^2} \\
& + \bar{A}_\alpha^\dagger(\mathbf{p}) \bar{A}_\gamma^\dagger(\mathbf{q}) B_\beta^\dagger(\mathbf{p}') B_\delta^\dagger(\mathbf{q}') \delta(\mathbf{q}' + \mathbf{q} + \mathbf{p}' + \mathbf{p}) \frac{1}{|\mathbf{q}' + \mathbf{q}|^2} \\
& + 2\bar{A}_\alpha^\dagger(\mathbf{p}) A_\delta(\mathbf{q}') B_\beta^\dagger(\mathbf{p}') \bar{B}_\gamma(\mathbf{q}) \delta(\mathbf{q}' + \mathbf{q} - \mathbf{p}' - \mathbf{p}) \frac{1}{|\mathbf{q}' + \mathbf{q}|^2} \\
& - 2\bar{A}_\alpha^\dagger(\mathbf{p}) B_\beta^\dagger(\mathbf{p}') B_\delta^\dagger(\mathbf{q}') \bar{B}_\gamma(\mathbf{q}) \delta(\mathbf{q}' - \mathbf{q} + \mathbf{p}' + \mathbf{p}) \frac{1}{|\mathbf{q}' - \mathbf{q}|^2} \\
& - 2\bar{A}_\alpha^\dagger(\mathbf{p}) B_\beta^\dagger(\mathbf{p}') \bar{D}_\gamma^\dagger(\mathbf{q}) D_\delta(\mathbf{q}') \delta(\mathbf{q}' - \mathbf{q} - \mathbf{p}' - \mathbf{p}) \frac{1}{|\mathbf{q}' - \mathbf{q}|^2} \\
& - 2\bar{A}_\alpha^\dagger(\mathbf{p}) B_\beta^\dagger(\mathbf{p}') \bar{D}_\gamma^\dagger(\mathbf{q}) F_\delta^\dagger(\mathbf{q}') \delta(\mathbf{q}' + \mathbf{q} + \mathbf{p}' + \mathbf{p}) \frac{1}{|\mathbf{q}' + \mathbf{q}|^2} \\
& - 2\bar{A}_\alpha^\dagger(\mathbf{p}) B_\beta^\dagger(\mathbf{p}') D_\delta(\mathbf{q}') \bar{F}_\gamma(\mathbf{q}) \delta(\mathbf{q}' + \mathbf{q} - \mathbf{p}' - \mathbf{p}) \frac{1}{|\mathbf{q}' + \mathbf{q}|^2} \\
& + 2\bar{A}_\alpha^\dagger(\mathbf{p}) B_\beta^\dagger(\mathbf{p}') F_\delta^\dagger(\mathbf{q}') \bar{F}_\gamma(\mathbf{q}) \delta(\mathbf{q}' - \mathbf{q} + \mathbf{p}' + \mathbf{p}) \frac{1}{|\mathbf{q}' - \mathbf{q}|^2}
\end{aligned} \right)
\end{aligned}$$

$$\begin{aligned}
& + A_\beta(\mathbf{p}') A_\delta(\mathbf{q}') \overline{B}_\alpha(\mathbf{p}) \overline{B}_\gamma(\mathbf{q}) \delta(\mathbf{q}' + \mathbf{q} + \mathbf{p}' + \mathbf{p}) \frac{1}{|\mathbf{q}' + \mathbf{q}|^2} \\
& + 2A_\beta(\mathbf{p}') B_\delta^\dagger(\mathbf{q}') \overline{B}_\alpha(\mathbf{p}) \overline{B}_\gamma(\mathbf{q}) \delta(\mathbf{q}' - \mathbf{q} - \mathbf{p}' - \mathbf{p}) \frac{1}{|\mathbf{q}' - \mathbf{q}|^2} \\
& - 2A_\beta(\mathbf{p}') \overline{B}_\alpha(\mathbf{p}) \overline{D}_\gamma^\dagger(\mathbf{q}) D_\delta(\mathbf{q}') \delta(\mathbf{q}' - \mathbf{q} + \mathbf{p}' + \mathbf{p}) \frac{1}{|\mathbf{q}' - \mathbf{q}|^2} \\
& - 2A_\beta(\mathbf{p}') \overline{B}_\alpha(\mathbf{p}) \overline{D}_\gamma^\dagger(\mathbf{q}) F_\delta^\dagger(\mathbf{q}') \delta(\mathbf{q}' + \mathbf{q} - \mathbf{p}' - \mathbf{p}) \frac{1}{|\mathbf{q}' + \mathbf{q}|^2} \\
& - 2\overline{A}_\beta(\mathbf{p}') B_\alpha(\mathbf{p}) D_\delta(\mathbf{q}') \overline{F}_\gamma(\mathbf{q}) \delta(\mathbf{q}' + \mathbf{q} + \mathbf{p}' + \mathbf{p}) \frac{1}{|\mathbf{q}' + \mathbf{q}|^2} \\
& + 2\overline{A}_\beta(\mathbf{p}') B_\alpha(\mathbf{p}) F_\delta^\dagger(\mathbf{q}') \overline{F}_\gamma(\mathbf{q}) \delta(\mathbf{q}' - \mathbf{q} - \mathbf{p}' - \mathbf{p}) \frac{1}{|\mathbf{q}' - \mathbf{q}|^2} \\
& - B_\beta^\dagger(\mathbf{p}') B_\delta^\dagger(\mathbf{q}') \overline{B}_\alpha(\mathbf{p}) \overline{B}_\gamma(\mathbf{q}) \delta(\mathbf{q}' - \mathbf{q} + \mathbf{p}' - \mathbf{p}) \frac{1}{|\mathbf{q}' - \mathbf{q}|^2} \\
& + 2B_\beta^\dagger(\mathbf{p}') \overline{B}_\alpha(\mathbf{p}) \overline{D}_\gamma^\dagger(\mathbf{q}) D_\delta(\mathbf{q}') \delta(\mathbf{q}' - \mathbf{q} - \mathbf{p}' + \mathbf{p}) \frac{1}{|\mathbf{q}' - \mathbf{q}|^2} \\
& + 2B_\beta^\dagger(\mathbf{p}') \overline{B}_\alpha(\mathbf{p}) \overline{D}_\gamma^\dagger(\mathbf{q}) F_\delta^\dagger(\mathbf{q}') \delta(\mathbf{q}' + \mathbf{q} + \mathbf{p}' - \mathbf{p}) \frac{1}{|\mathbf{q}' + \mathbf{q}|^2} \\
& + 2B_\beta^\dagger(\mathbf{p}') \overline{B}_\alpha(\mathbf{p}) D_\delta(\mathbf{q}') \overline{F}_\gamma(\mathbf{q}) \delta(\mathbf{q}' + \mathbf{q} - \mathbf{p}' + \mathbf{p}) \frac{1}{|\mathbf{q}' + \mathbf{q}|^2} \\
& - 2B_\beta^\dagger(\mathbf{p}') \overline{B}_\alpha(\mathbf{p}) F_\delta^\dagger(\mathbf{q}') \overline{F}_\gamma(\mathbf{q}) \delta(\mathbf{q}' - \mathbf{q} + \mathbf{p}' - \mathbf{p}) \frac{1}{|\mathbf{q}' - \mathbf{q}|^2} \\
& - \overline{D}_\alpha^\dagger(\mathbf{p}) \overline{D}_\gamma^\dagger(\mathbf{q}) D_\beta(\mathbf{p}') D_\delta(\mathbf{q}') \delta(\mathbf{q}' - \mathbf{q} + \mathbf{p}' - \mathbf{p}) \frac{1}{|\mathbf{q}' - \mathbf{q}|^2} \\
& - 2\overline{D}_\alpha^\dagger(\mathbf{p}) \overline{D}_\gamma^\dagger(\mathbf{q}) D_\beta(\mathbf{p}') F_\delta^\dagger(\mathbf{q}') \delta(\mathbf{q}' + \mathbf{q} - \mathbf{p}' + \mathbf{p}) \frac{1}{|\mathbf{q}' + \mathbf{q}|^2} \\
& + 2\overline{D}_\alpha^\dagger(\mathbf{p}) D_\beta(\mathbf{p}') D_\delta(\mathbf{q}') \overline{F}_\gamma(\mathbf{q}) \delta(\mathbf{q}' + \mathbf{q} + \mathbf{p}' - \mathbf{p}) \frac{1}{|\mathbf{q}' + \mathbf{q}|^2} \\
& - 2\overline{D}_\alpha^\dagger(\mathbf{p}) D_\beta(\mathbf{p}') F_\gamma^\dagger(\mathbf{q}') \overline{F}_\delta(\mathbf{q}) \delta(\mathbf{q}' - \mathbf{q} - \mathbf{p}' + \mathbf{p}) \frac{1}{|\mathbf{q}' - \mathbf{q}|^2} \\
& + \overline{D}_\alpha^\dagger(\mathbf{p}) \overline{D}_\gamma^\dagger(\mathbf{q}) F_\beta^\dagger(\mathbf{p}') F_\delta^\dagger(\mathbf{q}') \delta(\mathbf{q}' + \mathbf{q} + \mathbf{p}' + \mathbf{p}) \frac{1}{|\mathbf{q}' + \mathbf{q}|^2} \\
& + 2\overline{D}_\alpha^\dagger(\mathbf{p}) D_\delta(\mathbf{q}') F_\beta^\dagger(\mathbf{p}') \overline{F}_\gamma(\mathbf{q}) \delta(\mathbf{q}' + \mathbf{q} - \mathbf{p}' - \mathbf{p}) \frac{1}{|\mathbf{q}' + \mathbf{q}|^2}
\end{aligned}$$

$$\begin{aligned}
& - 2\overline{D}_\alpha^\dagger(\mathbf{p})F_\beta^\dagger(\mathbf{p}')F_\delta^\dagger(\mathbf{q}')\overline{F}_\gamma(\mathbf{q})\delta(\mathbf{q}' - \mathbf{q} + \mathbf{p}' + \mathbf{p})\frac{1}{|\mathbf{q}' - \mathbf{q}|^2} \\
& + D_\beta(\mathbf{p}')D_\delta(\mathbf{q}')\overline{F}_\alpha(\mathbf{p})\overline{F}_\gamma(\mathbf{q})\delta(\mathbf{q}' + \mathbf{q} + \mathbf{p}' + \mathbf{p})\frac{1}{|\mathbf{q}' + \mathbf{q}|^2} \\
& + 2D_\beta(\mathbf{p}')F_\delta^\dagger(\mathbf{q}')\overline{F}_\alpha(\mathbf{p})\overline{F}_\gamma(\mathbf{q})\delta(\mathbf{q}' - \mathbf{q} - \mathbf{p}' - \mathbf{p})\frac{1}{|\mathbf{q}' - \mathbf{q}|^2} \\
& - F_\beta^\dagger(\mathbf{p}')F_\delta^\dagger(\mathbf{q}')\overline{F}_\alpha(\mathbf{p})\overline{F}_\gamma(\mathbf{q})\delta(\mathbf{q}' - \mathbf{q} + \mathbf{p}' - \mathbf{p})\frac{1}{|\mathbf{q}' - \mathbf{q}|^2}
\end{aligned}$$

Finally, we integrate this expression over  $\mathbf{q}'$

$$\begin{aligned}
& V_2(0) \\
& = \frac{e^2\hbar^2}{2(2\pi\hbar)^3} \sum_{\alpha\beta\gamma\delta} \int d\mathbf{p}d\mathbf{p}'d\mathbf{q}\gamma_{\alpha\beta}^0\gamma_{\gamma\delta}^0 \\
& ( \quad - \overline{A}_\alpha^\dagger(\mathbf{p})\overline{A}_\gamma^\dagger(\mathbf{q})A_\beta(\mathbf{p}')A_\delta(\mathbf{q} - \mathbf{p}' + \mathbf{p})\frac{1}{|\mathbf{p}' - \mathbf{p}|^2} \\
& \quad + 2\overline{A}_\alpha^\dagger(\mathbf{p})A_\beta(\mathbf{p}')A_\delta(-\mathbf{q} - \mathbf{p}' + \mathbf{p})\overline{B}_\gamma(\mathbf{q})\frac{1}{|\mathbf{p}' - \mathbf{p}|^2} \\
& \quad - 2\overline{A}_\alpha^\dagger(\mathbf{p})A_\beta(\mathbf{p}')B_\delta^\dagger(\mathbf{q} + \mathbf{p}' - \mathbf{p})\overline{B}_\gamma(\mathbf{q})\frac{1}{|\mathbf{p}' - \mathbf{p}|^2} \\
& \quad - 2\overline{A}_\alpha^\dagger(\mathbf{p})A_\beta(\mathbf{p}')\overline{D}_\gamma^\dagger(\mathbf{q})D_\delta(\mathbf{q} - \mathbf{p}' + \mathbf{p})\frac{1}{|\mathbf{p}' - \mathbf{p}|^2} \\
& \quad - 2\overline{A}_\alpha^\dagger(\mathbf{p})A_\beta(\mathbf{p}')\overline{D}_\gamma^\dagger(\mathbf{q})F_\delta^\dagger(-\mathbf{q} + \mathbf{p}' - \mathbf{p})\frac{1}{|\mathbf{p}' - \mathbf{p}|^2} \\
& \quad - 2\overline{A}_\alpha^\dagger(\mathbf{p})A_\beta(\mathbf{p}')D_\delta(-\mathbf{q} - \mathbf{p}' + \mathbf{p})\overline{F}_\gamma(\mathbf{q})\frac{1}{|\mathbf{p}' - \mathbf{p}|^2} \\
& \quad + 2\overline{A}_\alpha^\dagger(\mathbf{p})A_\beta(\mathbf{p}')F_\delta^\dagger(+\mathbf{q} + \mathbf{p}' - \mathbf{p})\overline{F}_\gamma(\mathbf{q})\frac{1}{|\mathbf{p}' - \mathbf{p}|^2} \\
& \quad + 2\overline{A}_\alpha^\dagger(\mathbf{p})\overline{A}_\gamma^\dagger(\mathbf{q})A_\delta(\mathbf{q} + \mathbf{p}' + \mathbf{p})B_\beta^\dagger(\mathbf{p}')\frac{1}{|\mathbf{p}' + \mathbf{p}|^2} \\
& \quad + \overline{A}_\alpha^\dagger(\mathbf{p})\overline{A}_\gamma^\dagger(\mathbf{q})B_\beta^\dagger(\mathbf{p}')B_\delta^\dagger(-\mathbf{q} - \mathbf{p}' - \mathbf{p})\frac{1}{|\mathbf{p}' + \mathbf{p}|^2} \\
& \quad + 2\overline{A}_\alpha^\dagger(\mathbf{p})A_\delta(-\mathbf{q} + \mathbf{p}' + \mathbf{p})B_\beta^\dagger(\mathbf{p}')\overline{B}_\gamma(\mathbf{q})\frac{1}{|\mathbf{p}' + \mathbf{p}|^2} \\
& \quad - 2\overline{A}_\alpha^\dagger(\mathbf{p})B_\beta^\dagger(\mathbf{p}')B_\delta^\dagger(\mathbf{q} - \mathbf{p}' - \mathbf{p})\overline{B}_\gamma(\mathbf{q})\frac{1}{|\mathbf{p}' + \mathbf{p}|^2}
\end{aligned}$$

$$\begin{aligned}
& - 2\bar{A}_\alpha^\dagger(\mathbf{p})B_\beta^\dagger(\mathbf{p}')\bar{D}_\gamma^\dagger(\mathbf{q})D_\delta(\mathbf{q}+\mathbf{p}'+\mathbf{p})\frac{1}{|\mathbf{p}'+\mathbf{p}|^2} \\
& - 2\bar{A}_\alpha^\dagger(\mathbf{p})B_\beta^\dagger(\mathbf{p}')\bar{D}_\gamma^\dagger(\mathbf{q})F_\delta^\dagger(-\mathbf{q}-\mathbf{p}'-\mathbf{p})\frac{1}{|\mathbf{p}'+\mathbf{p}|^2} \\
& - 2\bar{A}_\alpha^\dagger(\mathbf{p})B_\beta^\dagger(\mathbf{p}')D_\delta(-\mathbf{q}+\mathbf{p}'+\mathbf{p})\bar{F}_\gamma(\mathbf{q})\frac{1}{|\mathbf{p}'+\mathbf{p}|^2} \\
& + 2\bar{A}_\alpha^\dagger(\mathbf{p})B_\beta^\dagger(\mathbf{p}')F_\delta^\dagger(\mathbf{q}-\mathbf{p}'-\mathbf{p})\bar{F}_\gamma(\mathbf{q})\frac{1}{|\mathbf{p}'+\mathbf{p}|^2} \\
& + A_\beta(\mathbf{p}')A_\delta(-\mathbf{q}-\mathbf{p}'-\mathbf{p})\bar{B}_\alpha(\mathbf{p})\bar{B}_\gamma(\mathbf{q})\frac{1}{|\mathbf{p}'+\mathbf{p}|^2} \\
& + 2A_\beta(\mathbf{p}')B_\delta^\dagger(\mathbf{q}+\mathbf{p}'+\mathbf{p})\bar{B}_\alpha(\mathbf{p})\bar{B}_\gamma(\mathbf{q})\frac{1}{|\mathbf{p}'+\mathbf{p}|^2} \\
& - 2A_\beta(\mathbf{p}')\bar{B}_\alpha(\mathbf{p})\bar{D}_\gamma^\dagger(\mathbf{q})D_\delta(\mathbf{q}-\mathbf{p}'-\mathbf{p})\frac{1}{|\mathbf{p}'+\mathbf{p}|^2} \\
& - 2A_\beta(\mathbf{p}')\bar{B}_\alpha(\mathbf{p})\bar{D}_\gamma^\dagger(\mathbf{q})F_\delta^\dagger(-\mathbf{q}+\mathbf{p}'+\mathbf{p})\frac{1}{|\mathbf{p}'+\mathbf{p}|^2} \\
& - 2\bar{A}_\beta(\mathbf{p}')B_\alpha(\mathbf{p})D_\delta(-\mathbf{q}-\mathbf{p}'-\mathbf{p})\bar{F}_\gamma(\mathbf{q})\frac{1}{|\mathbf{p}'+\mathbf{p}|^2} \\
& + 2\bar{A}_\beta(\mathbf{p}')B_\alpha(\mathbf{p})F_\delta^\dagger(\mathbf{q}+\mathbf{p}'+\mathbf{p})\bar{F}_\gamma(\mathbf{q})\frac{1}{|\mathbf{p}'+\mathbf{p}|^2} \\
& - B_\beta^\dagger(\mathbf{p}')B_\delta^\dagger(\mathbf{q}-\mathbf{p}'+\mathbf{p})\bar{B}_\alpha(\mathbf{p})\bar{B}_\gamma(\mathbf{q})\frac{1}{|\mathbf{p}'-\mathbf{p}|^2} \\
& + 2B_\beta^\dagger(\mathbf{p}')\bar{B}_\alpha(\mathbf{p})\bar{D}_\gamma^\dagger(\mathbf{q})D_\delta(\mathbf{q}+\mathbf{p}'-\mathbf{p})\frac{1}{|\mathbf{p}'-\mathbf{p}|^2} \\
& + 2B_\beta^\dagger(\mathbf{p}')\bar{B}_\alpha(\mathbf{p})\bar{D}_\gamma^\dagger(\mathbf{q})F_\delta^\dagger(-\mathbf{q}-\mathbf{p}'+\mathbf{p})\frac{1}{|\mathbf{p}'-\mathbf{p}|^2} \\
& + 2B_\beta^\dagger(\mathbf{p}')\bar{B}_\alpha(\mathbf{p})D_\delta(-\mathbf{q}+\mathbf{p}'-\mathbf{p})\bar{F}_\gamma(\mathbf{q})\frac{1}{|\mathbf{p}'-\mathbf{p}|^2} \\
& - 2B_\beta^\dagger(\mathbf{p}')\bar{B}_\alpha(\mathbf{p})F_\delta^\dagger(\mathbf{q}-\mathbf{p}'+\mathbf{p})\bar{F}_\gamma(\mathbf{q})\frac{1}{|\mathbf{p}'-\mathbf{p}|^2} \\
& - \bar{D}_\alpha^\dagger(\mathbf{p})\bar{D}_\gamma^\dagger(\mathbf{q})D_\beta(\mathbf{p}')D_\delta(\mathbf{q}-\mathbf{p}'+\mathbf{p})\frac{1}{|\mathbf{p}'-\mathbf{p}|^2} \\
& - 2\bar{D}_\alpha^\dagger(\mathbf{p})\bar{D}_\gamma^\dagger(\mathbf{q})D_\beta(\mathbf{p}')F_\delta^\dagger(-\mathbf{q}+\mathbf{p}'-\mathbf{p})\frac{1}{|\mathbf{p}'-\mathbf{p}|^2}
\end{aligned}$$

$$\begin{aligned}
& + 2\overline{D}_\alpha^\dagger(\mathbf{p})D_\beta(\mathbf{p}')D_\delta(-\mathbf{q}-\mathbf{p}'+\mathbf{p})\overline{F}_\gamma(\mathbf{q})\frac{1}{|\mathbf{p}'-\mathbf{p}|^2} \\
& - 2\overline{D}_\alpha^\dagger(\mathbf{p})D_\beta(\mathbf{p}')F_\gamma^\dagger(\mathbf{q}+\mathbf{p}'-\mathbf{p})\overline{F}_\delta(\mathbf{q})\frac{1}{|\mathbf{p}'-\mathbf{p}|^2} \\
& + \overline{D}_\alpha^\dagger(\mathbf{p})\overline{D}_\gamma^\dagger(\mathbf{q})F_\beta^\dagger(\mathbf{p}')F_\delta^\dagger(-\mathbf{q}-\mathbf{p}'-\mathbf{p})\frac{1}{|\mathbf{p}'+\mathbf{p}|^2} \\
& + 2\overline{D}_\alpha^\dagger(\mathbf{p})D_\delta(-\mathbf{q}+\mathbf{p}'+\mathbf{p})F_\beta^\dagger(\mathbf{p}')\overline{F}_\gamma(\mathbf{q})\frac{1}{|\mathbf{p}'+\mathbf{p}|^2} \\
& - 2\overline{D}_\alpha^\dagger(\mathbf{p})F_\beta^\dagger(\mathbf{p}')F_\delta^\dagger(\mathbf{q}-\mathbf{p}'-\mathbf{p})\overline{F}_\gamma(\mathbf{q})\frac{1}{|\mathbf{p}'+\mathbf{p}|^2} \\
& + D_\beta(\mathbf{p}')D_\delta(-\mathbf{q}-\mathbf{p}'-\mathbf{p})\overline{F}_\alpha(\mathbf{p})\overline{F}_\gamma(\mathbf{q})\frac{1}{|\mathbf{p}'+\mathbf{p}|^2} \\
& + 2D_\beta(\mathbf{p}')F_\delta^\dagger(\mathbf{q}+\mathbf{p}'+\mathbf{p})\overline{F}_\alpha(\mathbf{p})\overline{F}_\gamma(\mathbf{q})\frac{1}{|\mathbf{p}'+\mathbf{p}|^2} \\
& - F_\beta^\dagger(\mathbf{p}')F_\delta^\dagger(\mathbf{q}-\mathbf{p}'+\mathbf{p})\overline{F}_\alpha(\mathbf{p})\overline{F}_\gamma(\mathbf{q})\frac{1}{|\mathbf{p}'-\mathbf{p}|^2}
\end{aligned} \tag{M.8}$$





# Appendix N

## Relativistic invariance of QED

In this Appendix we are going to prove the relativistic invariance of the field-theoretical formulation of QED presented in subsection 8.1.3. In other words, we are going to prove the validity of Poincaré commutators (6.22) - (6.26).<sup>1</sup> The proof presented here is taken from Weinberg's works [9, 81] and, especially, Appendix B in [82].

The interaction operator  $V(t)$  in (8.16) clearly commutes with operators of the total momentum and total angular momentum, so eq. (6.22) is easily verified. The potential boost  $\mathbf{Z}$  in (8.20) is a 3-vector by construction, so eq. (6.24) is valid as well. Let us now prove the commutator (6.23)

$$[(P_0)_i, Z_j(t)] = \frac{i\hbar}{c^2} V(t) \delta_{ij}$$

Consider the case  $i = j = x$  and denote

$$\begin{aligned} \mathcal{G}(\mathbf{x} - \mathbf{y}) &\equiv \frac{1}{4\pi|\mathbf{x} - \mathbf{y}|} \\ V(\mathbf{x}, t) &\equiv \mathbf{j}(\mathbf{x}, t) \mathbf{a}(\mathbf{x}, t) + \frac{1}{2} \int d\mathbf{y} j_0(\mathbf{x}, t) \mathcal{G}(\mathbf{x} - \mathbf{y}) j_0(\mathbf{y}, t) \end{aligned}$$

so that

---

<sup>1</sup>In calculations it is convenient to write conditions (6.22) - (6.26) in a  $t$ -dependent form, i.e., to multiply these equations by  $\exp(-\frac{i}{\hbar} H_0 t)$  from the left and  $\exp(\frac{i}{\hbar} H_0 t)$  from the right, as in (6.95). At the end of calculations we can set  $t = 0$ .

$$V(t) = \int d\mathbf{x} V(\mathbf{x}, t)$$

and

$$\mathbf{Z}(t) = \frac{1}{c^2} \int d\mathbf{x} \mathbf{x} V(\mathbf{x}, t) + \frac{1}{c} \int d\mathbf{x} j_0(\mathbf{x}, t) \mathbf{C}(\mathbf{x}, t) \quad (\text{N.1})$$

Then, using eqs. (8.13) and (7.36) - (7.37) we obtain

$$\begin{aligned} & [(P_0)_x, Z_x(t)] \\ &= -i\hbar \lim_{a \rightarrow 0} \frac{d}{da} e^{\frac{i}{\hbar}(P_0)_x a} Z_x(t) e^{-\frac{i}{\hbar}(P_0)_x a} \\ &= -\frac{i\hbar}{c^2} \lim_{a \rightarrow 0} \frac{d}{da} \int d\mathbf{x} e^{\frac{i}{\hbar}(P_0)_x a} (xV(\mathbf{x}, t) + cj_0(\mathbf{x}, t)C_x(\mathbf{x}, t)) e^{-\frac{i}{\hbar}(P_0)_x a} \\ &= -\frac{i\hbar}{c^2} \lim_{a \rightarrow 0} \frac{d}{da} \int d\mathbf{x} (xV(x+a, y, z, t) + cj_0(x+a, y, z, t)C_x(x+a, y, z, t)) \\ &= -\frac{i\hbar}{c^2} \lim_{a \rightarrow 0} \frac{d}{da} \int d\mathbf{x} ((x-a)V(x, y, z, t) + cj_0(x, y, z, t)C_x(x, y, z, t)) \\ &= i\hbar \frac{1}{c^2} \int d\mathbf{x} V(x, y, z, t) \\ &= i\hbar \frac{1}{c^2} V(t) \end{aligned} \quad (\text{N.2})$$

which is exactly eq. (6.23).

The proof of eq. (6.26) is more challenging. Let us consider the case  $i = z$  and attempt to prove

$$[(K_0)_z, V_1(t)] + [(K_0)_z, V_2(t)] - i\hbar \frac{d}{dt} Z_z(t) - [V(t), Z_z(t)] = 0 \quad (\text{N.3})$$

where we took into account that  $[Z_z(t), H_0] = -i\hbar \frac{d}{dt} Z_z(t)$ . We will calculate all four terms on the left hand side of (N.3) separately. Consider the first term and use eqs (8.12), (L.17), and (I.5)

$$\begin{aligned}
& [(K_0)_z, V_1(t)] \\
&= -\frac{i\hbar}{c} \lim_{\theta \rightarrow 0} \frac{d}{d\theta} e^{\frac{i}{\hbar}(K_0)_z c\theta} V_1(t) e^{-\frac{i}{\hbar}(K_0)_z c\theta} \\
&= -\frac{i\hbar}{c} \lim_{\theta \rightarrow 0} \frac{d}{d\theta} e^{\frac{i}{\hbar}(K_0)_z c\theta} \int d\mathbf{x} j(x) \cdot a(x) e^{-\frac{i}{\hbar}(K_0)_z c\theta} \\
&= -\frac{i\hbar}{c} \lim_{\theta \rightarrow 0} \frac{d}{d\theta} \int d\mathbf{x} (\Lambda^{-1} j(\Lambda x) \cdot \Lambda^{-1} a(\Lambda x) + \Lambda^{-1} j(\Lambda x) \cdot \Omega(x, \Lambda)) \\
&= -\frac{i\hbar}{c} \lim_{\theta \rightarrow 0} \frac{d}{d\theta} \int d\mathbf{x} (j(\Lambda x) \cdot a(\Lambda x) + \Lambda^{-1} j(\Lambda x) \cdot \Omega(x, \Lambda)) \\
&= -\frac{i\hbar}{c} \lim_{\theta \rightarrow 0} \int d\mathbf{x} \left( \frac{d}{d\theta} j(\Lambda x) \cdot a(x) + j(x) \cdot \frac{d}{d\theta} a(\Lambda x) + \left( \frac{d}{d\theta} \Lambda^{-1} \right) j(x) \cdot \Omega(x, 1) \right. \\
&\quad \left. + \frac{d}{d\theta} j(\Lambda x) \cdot \Omega(x, 1) + j(x) \cdot \frac{d}{d\theta} \Omega(x, \Lambda) \right) \tag{N.4}
\end{aligned}$$

where  $\Omega(x, \Lambda)$  is given by eq. (L.18) and  $\Lambda$  is matrix (1.54). Here we can use the following results

$$\begin{aligned}
\lim_{\theta \rightarrow 0} \frac{d}{d\theta} j(\Lambda x) &= \lim_{\theta \rightarrow 0} \frac{d}{d\theta} j(x, y, z \cosh \theta - ct \sinh \theta, t \cosh \theta - \frac{z}{c} \sinh \theta) \\
&= \lim_{\theta \rightarrow 0} \frac{\partial j}{\partial z} (z \sinh \theta - ct \cosh \theta) + \frac{\partial j}{\partial t} (t \sinh \theta - \frac{z}{c} \cosh \theta) \\
&= -ct \frac{\partial j}{\partial z} - \frac{z}{c} \frac{\partial j}{\partial t} \tag{N.5}
\end{aligned}$$

$$\lim_{\theta \rightarrow 0} \frac{d}{d\theta} a(\Lambda x) = -ct \frac{\partial a}{\partial z} - \frac{z}{c} \frac{\partial a}{\partial t} \tag{N.6}$$

Further, using (L.21) and the continuity equation (8.14), we obtain that the last term on the right hand side of eq. (N.4) is<sup>2</sup>

$$-\frac{i\hbar}{c} \lim_{\theta \rightarrow 0} \int d\mathbf{x} j(x) \cdot \frac{d}{d\theta} \Omega(x, \Lambda)$$

---

<sup>2</sup> due to the property (8.2) all functions  $f$  and  $g$  of quantum fields vanish at infinity, therefore we can take integrals by parts ( $\xi \equiv (t, x, y, z)$ )

$$\int_{-\infty}^{\infty} dx \left( \frac{d}{dx} f(\xi) \right) g(\xi) = \int_{-\infty}^{\infty} dx \frac{d}{dx} (f(\xi) g(\xi)) - \int_{-\infty}^{\infty} dx f(\xi) \frac{d}{dx} g(\xi)$$

$$\begin{aligned}
&= \frac{i\hbar}{c} \sum_{\mu\nu} \int d\mathbf{x} j_\mu(\mathbf{x}, t) g_{\mu\nu} \partial_\nu C_z(\mathbf{x}, t) \\
&= \frac{i\hbar}{c} \int d\mathbf{x} j_0(\mathbf{x}, t) \frac{\partial}{\partial t} C_z(\mathbf{x}, t) + i\hbar \int d\mathbf{x} \mathbf{j}(\mathbf{x}, t) \frac{\partial}{\partial \mathbf{x}} C_z(\mathbf{x}, t) \\
&= \frac{i\hbar}{c} \int d\mathbf{x} j_0(\mathbf{x}, t) \frac{\partial}{\partial t} C_z(\mathbf{x}, t) - i\hbar \int d\mathbf{x} \frac{\partial}{\partial \mathbf{x}} \mathbf{j}(\mathbf{x}, t) C_z(\mathbf{x}, t) \\
&= \frac{i\hbar}{c} \int d\mathbf{x} j_0(\mathbf{x}, t) \frac{\partial}{\partial t} C_z(\mathbf{x}, t) + \frac{i\hbar}{c} \int d\mathbf{x} \frac{\partial}{\partial t} j_0(\mathbf{x}, t) C_z(\mathbf{x}, t) \\
&= \frac{i\hbar}{c} \frac{\partial}{\partial t} \int d\mathbf{x} j_0(\mathbf{x}, t) C_z(\mathbf{x}, t) \tag{N.7}
\end{aligned}$$

Substituting results (N.5), (N.6), (L.21), and (N.7) to eq. (N.4), we obtain

$$\begin{aligned}
&[(K_0)_z, V_1(t)] \\
&= -\frac{i\hbar}{c} \int d\mathbf{x} \left( -\frac{z}{c} \frac{\partial j}{\partial t} \cdot a(x) - j(x) \cdot \frac{z}{c} \frac{\partial a}{\partial t} - \frac{\partial}{\partial t} (j_0(x) C_z(x)) \right) \\
&= -i\hbar \frac{\partial}{\partial t} \left( \int d\mathbf{x} \left( -\frac{z}{c^2} (j(x) \cdot a(x)) - \frac{1}{c} j_0(x) C_z(x) \right) \right) \tag{N.8}
\end{aligned}$$

For the second term on the left hand side of (N.3) we denote  $x = (t, \mathbf{x})$  and  $x' = (t, \mathbf{x}')$  and use eq. (8.12)

$$\begin{aligned}
&[(K_0)_z, V_2(t)] \\
&= \frac{1}{2} \int d\mathbf{x} d\mathbf{x}' [(K_0)_z, j_0(x)] \mathcal{G}(\mathbf{x} - \mathbf{x}') j_0(x') + \frac{1}{2} \int d\mathbf{x} d\mathbf{x}' j_0(x) \mathcal{G}(\mathbf{x} - \mathbf{x}') [(K_0)_z, j_0(x')] \\
&= \int d\mathbf{x} d\mathbf{x}' [(K_0)_z, j_0(x)] \mathcal{G}(\mathbf{x} - \mathbf{x}') j_0(x') \\
&= i\hbar \int d\mathbf{x} d\mathbf{x}' \left( \frac{z}{c^2} \frac{\partial j_0(x)}{\partial t} - \frac{1}{c} j_z(x) \right) \mathcal{G}(\mathbf{x} - \mathbf{x}') j_0(x') \\
\hline
&= f(x = \infty) g(x = \infty) - f(x = -\infty) g(x = -\infty) - \int_{-\infty}^{\infty} dx f(\xi) \frac{d}{dx} g(\xi) \\
&= - \int_{-\infty}^{\infty} dx f(\xi) \frac{d}{dx} g(\xi)
\end{aligned}$$

$$\begin{aligned}
&= \frac{i\hbar}{2c^2} \int d\mathbf{x}d\mathbf{x}' \frac{\partial j_0(x)}{\partial t} (z - z') \mathcal{G}(\mathbf{x} - \mathbf{x}') j_0(x') + \frac{i\hbar}{2c^2} \int d\mathbf{x}d\mathbf{x}' \frac{\partial j_0(x)}{\partial t} z \mathcal{G}(\mathbf{x} - \mathbf{x}') j_0(x') \\
&+ \frac{i\hbar}{2c^2} \int d\mathbf{x}d\mathbf{x}' \frac{\partial j_0(x)}{\partial t} z' \mathcal{G}(\mathbf{x} - \mathbf{x}') j_0(x') - \frac{i\hbar}{c} \int d\mathbf{x}d\mathbf{x}' j_z(x) \mathcal{G}(\mathbf{x} - \mathbf{x}') j_0(x') \\
&= -\frac{i\hbar}{2c} \int d\mathbf{x}d\mathbf{x}' \frac{\partial \mathbf{j}(x)}{\partial \mathbf{x}} (z - z') \mathcal{G}(\mathbf{x} - \mathbf{x}') j_0(x') + \frac{i\hbar}{2c^2} \int d\mathbf{x}d\mathbf{x}' \frac{\partial j_0(x)}{\partial t} z \mathcal{G}(\mathbf{x} - \mathbf{x}') j_0(x') \\
&+ \frac{i\hbar}{2} \int d\mathbf{x}d\mathbf{x}' j_0(x) z \mathcal{G}(\mathbf{x} - \mathbf{x}') \frac{\partial j_0(x')}{c^2 \partial t} - \frac{i\hbar}{c} \int d\mathbf{x}d\mathbf{x}' j_z(x) \mathcal{G}(\mathbf{x} - \mathbf{x}') j_0(x') \\
&= \frac{i\hbar}{2c} \int d\mathbf{x}d\mathbf{x}' \mathbf{j}(x) \frac{\partial((z - z') \mathcal{G}(\mathbf{x} - \mathbf{x}'))}{\partial \mathbf{x}} j_0(x') + \frac{i\hbar}{2c^2} \frac{\partial}{\partial t} \int d\mathbf{x}d\mathbf{x}' j_0(x) z \mathcal{G}(\mathbf{x} - \mathbf{x}') j_0(x') \\
&- \frac{i\hbar}{c} \int d\mathbf{x}d\mathbf{x}' j_z(x) \mathcal{G}(\mathbf{x} - \mathbf{x}') j_0(x') \tag{N.9}
\end{aligned}$$

Using expression (8.20) for  $\mathbf{Z}(t)$  we obtain for the third term on the left hand side of eq. (N.3)

$$\begin{aligned}
-i\hbar \frac{\partial}{\partial t} Z_z(t) &= -\frac{i\hbar}{c^2} \frac{\partial}{\partial t} \int d\mathbf{x} z \mathbf{j}(\mathbf{x}, t) \mathbf{a}(\mathbf{x}, t) + \frac{i\hbar}{c} \frac{\partial}{\partial t} \int d\mathbf{x} j_0(\mathbf{x}, t) C_z(\mathbf{x}, t) \\
&+ \frac{i\hbar}{2c^2} \frac{\partial}{\partial t} \int d\mathbf{x} d\mathbf{y} j_0(\mathbf{x}, t) z \mathcal{G}(\mathbf{x} - \mathbf{y}) j_0(\mathbf{y}, t) \tag{N.10}
\end{aligned}$$

In order to calculate the last term in (N.3), we notice that the only term in  $\mathbf{Z}(t)$  which does not commute with  $V(t)$  is that containing  $\mathbf{C}$ , therefore

$$-[V(t), Z_z(t)] = -\frac{1}{c} \int d\mathbf{x} d\mathbf{x}' \mathbf{j}(x) j_0(x') [\mathbf{a}(x), C_z(x')] \tag{N.11}$$

To calculate the commutator, we set  $t = 0$  and use eq. (B.12)

$$\begin{aligned}
&[a_i(\mathbf{x}, 0), C_z(\mathbf{x}', 0)] \\
&= i\hbar^3 (2\pi\hbar)^{-3} \int \frac{d\mathbf{p}d\mathbf{q}}{2\sqrt{q^3 p}} \sum_{\sigma\tau} \\
&[ \left( e_i(\mathbf{p}, \sigma) c_{\mathbf{p}, \sigma} e^{\frac{i}{\hbar} \mathbf{p}\mathbf{x}} + e_i^*(\mathbf{p}, \sigma) c_{\mathbf{p}, \sigma}^\dagger e^{-\frac{i}{\hbar} \mathbf{p}\mathbf{x}} \right), \left( e_z(\mathbf{q}, \tau) c_{\mathbf{q}, \tau} e^{\frac{i}{\hbar} \mathbf{q}\mathbf{x}'} - e_z(\mathbf{q}, \tau) c_{\mathbf{q}, \tau}^\dagger e^{-\frac{i}{\hbar} \mathbf{q}\mathbf{x}'} \right) ] \\
&= i\hbar^3 (2\pi\hbar)^{-3} \int \frac{d\mathbf{p}d\mathbf{q}}{2\sqrt{q^3 p}} \sum_{\sigma\tau} e_i(\mathbf{p}, \sigma) e_z^*(\mathbf{q}, \tau)
\end{aligned}$$

$$\begin{aligned}
& [-\delta(\mathbf{p} - \mathbf{q})\delta_{\sigma,\tau}e^{\frac{i}{\hbar}\mathbf{p}\mathbf{x} - \frac{i}{\hbar}\mathbf{q}\mathbf{x}'} - \delta(\mathbf{p} - \mathbf{q})\delta_{\sigma,\tau}e^{-\frac{i}{\hbar}\mathbf{p}\mathbf{x} + \frac{i}{\hbar}\mathbf{q}\mathbf{x}'}] \\
&= -i\hbar^3(2\pi\hbar)^{-3} \int \frac{d\mathbf{p}}{2p^2} \sum_{\sigma\tau} e_i(\mathbf{p}, \sigma) e_z^*(\mathbf{p}, \tau) \delta_{\sigma,\tau} [e^{\frac{i}{\hbar}\mathbf{p}(\mathbf{x}-\mathbf{x}')} + e^{-\frac{i}{\hbar}\mathbf{p}(\mathbf{x}-\mathbf{x}')}] \\
&= -i\hbar^3(2\pi\hbar)^{-3} \int \frac{d\mathbf{p}}{2p^2} (\delta_{iz} - \frac{p_i p_z}{p^2}) [e^{\frac{i}{\hbar}\mathbf{p}(\mathbf{x}-\mathbf{x}')} + e^{-\frac{i}{\hbar}\mathbf{p}(\mathbf{x}-\mathbf{x}')}] \\
&= -i\hbar^3(2\pi\hbar)^{-3} \int \frac{d\mathbf{p}}{p^2} (\delta_{iz} - \frac{p_i p_z}{p^2}) e^{\frac{i}{\hbar}\mathbf{p}(\mathbf{x}-\mathbf{x}')} \\
&= -i\hbar\delta_{iz}\mathcal{G}(\mathbf{x} - \mathbf{x}') + \frac{i\hbar^3(-i\hbar)^2}{(2\pi\hbar)^3} \partial_{x_i} \partial_z \int \frac{d\mathbf{p}}{p^4} e^{\frac{i}{\hbar}\mathbf{p}(\mathbf{x}-\mathbf{x}')} \\
&= -i\hbar\delta_{iz}\mathcal{G}(\mathbf{x} - \mathbf{x}') + i\hbar^5 \partial_{x_i} \partial_z \frac{|\mathbf{x} - \mathbf{x}'|}{8\pi\hbar^4} \\
&= -i\hbar\delta_{iz}\mathcal{G}(\mathbf{x} - \mathbf{x}') + \frac{i\hbar}{2} \partial_{x_i} ((z - z')\mathcal{G}(\mathbf{x} - \mathbf{x}')) \tag{N.12}
\end{aligned}$$

Then

$$\begin{aligned}
& -[V(t), Z_z(t)] \\
&= \frac{i\hbar}{c} \sum_i \int d\mathbf{x} d\mathbf{x}' j_i(x) \delta_{iz} \mathcal{G}(\mathbf{x} - \mathbf{x}') j_0(x') - \frac{1}{2} \frac{\partial}{\partial x_i} [(z - z')\mathcal{G}(\mathbf{x} - \mathbf{x}')] j_0(x') \tag{N.13}
\end{aligned}$$

Now we can set  $t = 0$ , add four terms (N.8), (N.9), (N.10), and (N.13) together, and see that the first two terms in (N.10) cancel with the two terms on the right hand side of (N.8); the third term in (N.10) cancels the second term on the right hand side of (N.9); and (N.13) exactly cancels the remaining first and third terms on the right hand side of (N.9). This proves eq. (N.3).

The proof of the last remaining commutation relation

$$[(K_0)_i, Z_j] + [Z_i, (K_0)_j] + [Z_i, Z_j] = 0 \tag{N.14}$$

is left as an exercise for the reader. We now see that all commutators (6.22) - (6.26) are satisfied, therefore QED with potential energy (8.17) - (8.18) and potential boost (8.20) is a Poincaré invariant theory.

# Appendix O

## Relativistic invariance of classical electrodynamics

In this Appendix we will prove the relativistic invariance of the classical limit of RQD (i.e., the two-particle Darwin-Breit Hamiltonian) constructed in subsection 11.1.1.

The non-trivial Poisson brackets of the Poincaré Lie algebra (3.52) - (3.58) that need to be verified are those involving interacting generators  $H=(11.3)+(11.5)$  and  $\mathbf{K}=(11.4)+(11.6)$

$$[J_i, K_j]_P = \sum_{k=x,y,z} \epsilon_{ijk} K_k \quad (\text{O.1})$$

$$[\mathbf{J}, H]_P = [\mathbf{P}, H]_P = 0 \quad (\text{O.2})$$

$$[K_i, K_j]_P = -\frac{1}{c^2} \sum_{k=x,y,z} \epsilon_{ijk} J_k \quad (\text{O.3})$$

$$[K_i, P_j]_P = -\frac{1}{c^2} H \delta_{ij} \quad (\text{O.4})$$

$$[\mathbf{K}, H]_P = -\mathbf{P} \quad (\text{O.5})$$

where  $i, j, k = (x, y, z)$ . As we are working in the instant form dynamics, the generators of space translations and rotations are non-interacting:  $\mathbf{P}=(11.1)$ ,  $\mathbf{J}=(11.2)$ .

The proof of (O.1) - (O.2) follows easily from the Poisson brackets of particle observables (10.8) - (10.12) and formula (5.51) for brackets involving complex expressions. This proof is left as an exercise for the reader. For the

less trivial brackets (O.3) - (O.5), it will be convenient to write  $H$  and  $\mathbf{K}$  as series in powers of  $(v/c)^2$  (the superscript in parentheses is the power of  $(v/c)^2$ )

$$\begin{aligned} H &\approx H^{(-1)} + H^{(0)} + H_{orb}^{(1)} + H_{spin-orb}^{(1)} + H_{spin-spin}^{(1)} \\ \mathbf{K} &\approx \mathbf{K}^{(0)} + \mathbf{K}_{orb}^{(1)} + \mathbf{K}_{spin-orb}^{(1)} \end{aligned}$$

where

$$\begin{aligned} H^{(-1)} &= m_1 c^2 + m_2 c^2 \\ H^{(0)} &= \frac{p_1^2}{2m_1} + \frac{p_2^2}{2m_2} + \frac{q_1 q_2}{4\pi r} \\ H_{orb}^{(1)} &= -\frac{p_1^4}{8m_1^3 c^2} - \frac{p_2^4}{8m_2^3 c^2} - \frac{q_1 q_2}{8\pi m_1 m_2 c^2 r} \left( (\mathbf{p}_1 \cdot \mathbf{p}_2) + \frac{(\mathbf{p}_1 \cdot \mathbf{r})(\mathbf{p}_2 \cdot \mathbf{r})}{r^2} \right) \\ H_{spin-orb}^{(1)} &= -\frac{q_1 q_2 [\mathbf{r} \times \mathbf{p}_1] \cdot \mathbf{s}_1}{8\pi m_1^2 c^2 r^3} + \frac{q_1 q_2 [\mathbf{r} \times \mathbf{p}_2] \cdot \mathbf{s}_2}{8\pi m_2^2 c^2 r^3} + \frac{q_1 q_2 [\mathbf{r} \times \mathbf{p}_2] \cdot \mathbf{s}_1}{4\pi m_1 m_2 c^2 r^3} \\ &\quad - \frac{q_1 q_2 [\mathbf{r} \times \mathbf{p}_1] \cdot \mathbf{s}_2}{4\pi m_1 m_2 c^2 r^3} \\ H_{spin-spin}^{(1)} &= \frac{(\mathbf{s}_1 \cdot \mathbf{s}_2)}{4\pi m_1 m_2 c^2 r^3} - \frac{3(\mathbf{s}_1 \cdot \mathbf{r})(\mathbf{s}_2 \cdot \mathbf{r})}{4\pi m_1 m_2 c^2 r^5} \\ \mathbf{K}^{(0)} &= -m_1 \mathbf{r}_1 - m_2 \mathbf{r}_2 \\ \mathbf{K}_{orb}^{(1)} &= -\frac{p_1^2 \mathbf{r}_1}{2m_1 c^2} - \frac{p_2^2 \mathbf{r}_2}{2m_2 c^2} - \frac{q_1 q_2 (\mathbf{r}_1 + \mathbf{r}_2)}{8\pi c^2 r} \\ \mathbf{K}_{spin-orb}^{(1)} &= \frac{1}{2c^2} \left( \frac{[\mathbf{s}_1 \times \mathbf{p}_1]}{m_1} + \frac{[\mathbf{s}_2 \times \mathbf{p}_2]}{m_2} \right) \end{aligned}$$

Then we find that the following relationships need to be proven

$$-\frac{1}{c^2} H^{(-1)} \delta_{ij} = [K_i^{(0)}, P_j]_P \quad (\text{O.6})$$

$$0 = [K_i^{(0)}, H^{(-1)}]_P \quad (\text{O.7})$$

$$-P_i = [K_i^{(0)}, H^{(0)}]_P \quad (\text{O.8})$$

$$0 = [K_i^{(0)}, K_j^{(0)}]_P \quad (\text{O.9})$$



$$-\frac{1}{c^2}H^{(0)}\delta_{ij} = [K_{i-orb}^{(1)}, P_j]_P + [K_{i-spin-orb}^{(1)}, P_j]_P \quad (O.10)$$

$$\begin{aligned} 0 &= [K_{i-orb}^{(1)}, H^{(0)}]_P + [K_{i-spin-orb}^{(1)}, H^{(0)}]_P + [K_i^{(0)}, H_{orb}^{(1)}]_P \\ &+ [K_i^{(0)}, H_{spin-orb}^{(1)}]_P + [K_i^{(0)}, H_{spin-spin}^{(1)}]_P \end{aligned} \quad (O.11)$$

$$\begin{aligned} -\frac{1}{c^2}\sum_{k=1}^3\epsilon_{ijk}J_k &= [K_{i-orb}^{(1)}, K_j^{(0)}]_P + [K_{i-spin-orb}^{(1)}, K_j^{(0)}]_P + [K_i^{(0)}, K_{j-orb}^{(1)}]_P \\ &+ [K_i^{(0)}, K_{j-spin-orb}^{(1)}]_P \end{aligned} \quad (O.12)$$

Again, we skip the easy-to-prove (O.6), (O.7), (O.8) and (O.9). For eq. (O.10) we obtain

$$\begin{aligned} &[K_{x-orb}^{(1)} + K_{x-spin-orb}^{(1)}, P_x]_P \\ &= -[\frac{p_1^2 r_{1x}}{2m_1 c^2}, p_{1x}]_P - [\frac{p_2^2 r_{2x}}{2m_2 c^2}, p_{2x}]_P - [\frac{q_1 q_2}{8\pi c^2} \frac{r_{1x} + r_{2x}}{r}, p_{1x}]_P - [\frac{q_1 q_2}{8\pi c^2} \frac{r_{1x} + r_{2x}}{r}, p_{2x}]_P \\ &= -\frac{p_1^2}{2m_1 c^2} - \frac{p_2^2}{2m_2 c^2} - \frac{q_1 q_2}{4\pi c^2 r} \\ &= -\frac{1}{c^2}H^{(0)} \end{aligned} \quad (O.13)$$

Individual terms on the right hand side of (O.11) are

$$\begin{aligned} &[K_{x-orb}^{(1)}, H^{(0)}]_P \\ &= -\frac{p_1^2}{4m_1^2 c^2} [r_{1x}, p_1^2]_P - \frac{q_1 q_2 r_{1x}}{8\pi m_1 c^2} [p_1^2, \frac{1}{r}]_P - \frac{p_2^2}{4m_2^2 c^2} [r_{2x}, p_2^2]_P - \frac{q_1 q_2 r_{2x}}{8\pi m_2 c^2} [p_2^2, \frac{1}{r}]_P \\ &- \frac{q_1 q_2}{16\pi m_1 \pi c^2 r} [r_{1x}, p_1^2]_P - \frac{q_1 q_2 r_{1x}}{16\pi m_1 c^2} [\frac{1}{r}, p_1^2]_P - \frac{q_1 q_2 r_{2x}}{16\pi m_1 c^2} [\frac{1}{r}, p_1^2]_P - \frac{q_1 q_2 r_{1x}}{16\pi m_2 c^2} [\frac{1}{r}, p_2^2]_P \\ &- \frac{q_1 q_2}{16\pi m_2 \pi c^2 r} [r_{2x}, p_2^2]_P - \frac{q_1 q_2 r_{2x}}{16\pi m_2 c^2} [\frac{1}{r}, p_2^2]_P \\ &= -\frac{p_1^2 p_{1x}}{2m_1^2 c^2} - \frac{q_1 q_2 (r_{1x} - r_{2x}) (\mathbf{p}_1 \cdot \mathbf{r})}{8\pi m_1 c^2 r^3} - \frac{p_2^2 p_{2x}}{2m_2^2 c^2} - \frac{q_1 q_2 (r_{1x} - r_{2x}) (\mathbf{p}_2 \cdot \mathbf{r})}{8\pi m_2 c^2 r^3} \\ &- \frac{q_1 q_2 p_{1x}}{8m_1 \pi c^2 r} - \frac{q_1 q_2 p_{2x}}{8\pi m_2 c^2 r} \end{aligned} \quad (O.14)$$

$$[K_{x-spin-orb}^{(1)}, H^{(0)}]_P = \frac{1}{2c^2} \left[ \frac{1}{m_1} [\mathbf{s}_1 \times \mathbf{p}_1]_x + \frac{1}{m_2} [\mathbf{s}_2 \times \mathbf{p}_2]_x, \frac{q_1 q_2}{4\pi r} \right]_P$$

$$= \frac{q_1 q_2 [\mathbf{s}_1 \times \mathbf{r}]_x}{8\pi m_1 c^2 r^3} - \frac{q_1 q_2 [\mathbf{s}_2 \times \mathbf{r}]_x}{8\pi m_2 c^2 r^3} \quad (\text{O.15})$$

$$\begin{aligned} & [K_x^{(0)}, H_{orb}^{(1)}]_P \\ &= \frac{1}{8m_1^2 c^2} [r_{1x}, p_1^4]_P + \frac{q_1 q_2}{8\pi m_2 c^2 r} \left[ r_{1x}, \left( (\mathbf{p}_1 \cdot \mathbf{p}_2) + \frac{(\mathbf{p}_1 \cdot \mathbf{r})(\mathbf{p}_2 \cdot \mathbf{r})}{r^2} \right) \right]_P \\ &+ \frac{1}{8m_2^2 c^2} [r_{2x}, p_2^4]_P + \frac{q_1 q_2}{8\pi m_1 c^2 r} \left[ r_{2x}, \left( (\mathbf{p}_1 \cdot \mathbf{p}_2) + \frac{(\mathbf{p}_1 \cdot \mathbf{r})(\mathbf{p}_2 \cdot \mathbf{r})}{r^2} \right) \right]_P \\ &= \frac{p_1^2 p_{1x}}{2m_1^2 c^2} + \frac{q_1 q_2}{8\pi m_2 c^2 r} \left( p_{2x} + \frac{(r_{1x} - r_{2x})(\mathbf{p}_2 \cdot \mathbf{r})}{r^2} \right) \\ &+ \frac{p_2^2 p_{2x}}{2m_2^2 c^2} + \frac{q_1 q_2}{8\pi m_1 c^2 r} \left( p_{1x} + \frac{(\mathbf{p}_1 \cdot \mathbf{r})(r_{1x} - r_{2x})}{r^2} \right) \end{aligned} \quad (\text{O.16})$$

$$\begin{aligned} & [K_x^{(0)}, H_{spin-orb}^{(1)}]_P = \left[ -m_1 r_{1x} - m_2 r_{2x}, -\frac{q_1 q_2 [\mathbf{r} \times \mathbf{p}_1] \cdot \mathbf{s}_1}{8\pi m_1^2 c^2 r^3} \right. \\ &+ \left. \frac{q_1 q_2 [\mathbf{r} \times \mathbf{p}_2] \cdot \mathbf{s}_2}{8\pi m_2^2 c^2 r^3} + \frac{q_1 q_2 [\mathbf{r} \times \mathbf{p}_2] \cdot \mathbf{s}_1}{4\pi m_1 m_2 c^2 r^3} - \frac{q_1 q_2 [\mathbf{r} \times \mathbf{p}_1] \cdot \mathbf{s}_2}{4\pi m_1 m_2 c^2 r^3} \right]_P \\ &= -\frac{q_1 q_2 [\mathbf{s}_2 \times \mathbf{r}]_x}{8\pi m_2 c^2 r^3} + \frac{q_1 q_2 [\mathbf{s}_1 \times \mathbf{r}]_x}{8\pi m_1 c^2 r^3} + \frac{q_1 q_2 [\mathbf{s}_2 \times \mathbf{r}]_x}{4\pi m_2 c^2 r^3} - \frac{q_1 q_2 [\mathbf{s}_1 \times \mathbf{r}]_x}{4\pi m_1 c^2 r^3} \\ &= -\frac{q_1 q_2 [\mathbf{s}_1 \times \mathbf{r}]_x}{8\pi m_1 c r^3} + \frac{q_1 q_2 [\mathbf{s}_2 \times \mathbf{r}]_x}{8\pi m_2 c r^3} \end{aligned} \quad (\text{O.17})$$

$$[K_x^{(0)}, H_{spin-spin}^{(1)}]_P = 0 \quad (\text{O.18})$$

Summing up the right hand sides of eqs. (O.14) - (O.18) we see that eq. (O.11) is, indeed, satisfied. For eq. (O.12) we obtain

$$\begin{aligned} & [K_{x-orb}^{(1)}, K_y^{(0)}]_P + [K_x^{(0)}, K_{y-orb}^{(1)}]_P + [K_{x-spin-orb}^{(1)}, K_y^{(0)}]_P + [K_x^{(0)}, K_{y-spin-orb}^{(1)}]_P \\ &= \frac{r_{1x}}{2c^2} [p_1^2, r_{1y}]_P + \frac{r_{2x}}{2c^2} [p_2^2, r_{2y}]_P + \frac{r_{1y}}{2c^2} [r_{1x}, p_1^2]_P + \frac{r_{2y}}{2c^2} [r_{2x}, p_2^2]_P \\ &\quad - \frac{1}{2c^2} \left[ -\frac{1}{m_1} s_{1z} p_{1y} - \frac{1}{m_2} s_{2z} p_{2y}, m_1 r_{1y} + m_2 r_{2y} \right]_P \\ &\quad - \frac{1}{2c^2} \left[ m_1 r_{1x} + m_2 r_{2x}, \frac{1}{m_1} s_{1z} p_{1x} + \frac{1}{m_2} s_{2z} p_{2x} \right]_P \\ &= -\frac{1}{c^2} [\mathbf{r}_1 \times \mathbf{p}_1]_z - \frac{1}{c^2} [\mathbf{r}_2 \times \mathbf{p}_2]_z - \frac{1}{c^2} (s_{1z} + s_{2z}) \end{aligned}$$

$$= -\frac{1}{c^2}J_{0z}$$

(O.19)



# Appendix P

## Relativistic invariance of gravity theory

Let us prove that the theory of gravity developed in section 12.1 is relativistically invariant. In other words, we would like to demonstrate that Poincaré Poisson brackets (3.52) - (3.58) are satisfied by operators (12.1) - (12.2). Only those brackets need to be verified which involve interaction-dependent observables  $H$  and  $\mathbf{K}$ . These calculations are similar to those performed for classical electrodynamic theory in Appendix O. We will use standard Poisson brackets of one-particle observables (10.8) - (10.12) and general formula (5.51) for the Poisson bracket of two complex expressions. As we mentioned in subsection 12.1.2, our theory is valid only up to the order  $(v/c)^2$ . Therefore, we will omit all terms of the order  $(v/c)^4$  or higher in our calculations.<sup>1</sup>

We introduce the following notation

$$\begin{aligned}
 H &= H_{orb} + H_{spin} \\
 H_{orb} &= h_1 + h_2 - \frac{Gh_1h_2}{c^4r} - \frac{Gh_2p_1^2}{h_1c^2r} - \frac{Gh_1p_2^2}{h_2c^2r} + \frac{7G(\mathbf{p}_1 \cdot \mathbf{p}_2)}{2c^2r} \\
 &\quad + \frac{G(\mathbf{p}_1 \cdot \mathbf{r})(\mathbf{p}_2 \cdot \mathbf{r})}{2c^2r^3} + \frac{G^2m_1m_2(m_1 + m_2)}{2c^2r^2} \\
 H_{spin} &= \frac{3Gm_2[\mathbf{r} \times \mathbf{p}_1] \cdot \mathbf{s}_1}{2m_1c^2r^3} - \frac{3Gm_1[\mathbf{r} \times \mathbf{p}_2] \cdot \mathbf{s}_2}{2m_2c^2r^3} - \frac{2G[\mathbf{r} \times \mathbf{p}_2] \cdot \mathbf{s}_1}{c^2r^3}
 \end{aligned}$$

---

<sup>1</sup>To calculate the orders of terms in (12.1) - (12.2) one should take into account that  $h \propto (v/c)^{-2}$  and  $\mathbf{p}, \mathbf{r}, \mathbf{k}(\equiv -h\mathbf{r}/(c^2)) \propto (v/c)^0$

$$\begin{aligned}
& + \frac{2G[\mathbf{r} \times \mathbf{p}_1] \cdot \mathbf{s}_2}{c^2 r^3} + \frac{(\mathbf{s}_1 \cdot \mathbf{s}_2)}{c^2 r^3} - \frac{3(\mathbf{s}_1 \cdot \mathbf{r})(\mathbf{s}_2 \cdot \mathbf{r})}{c^2 r^5} \\
\mathbf{K} &= \mathbf{K}_{orb} + \mathbf{K}_{spin} \\
\mathbf{K}_{orb} &= -\frac{h_1 \mathbf{r}_1}{c^2} - \frac{h_2 \mathbf{r}_2}{c^2} + \frac{Gh_1 h_2 (\mathbf{r}_1 + \mathbf{r}_2)}{2c^6 r} \\
\mathbf{K}_{spin} &= \frac{1}{2c^2} \left( \frac{[\mathbf{s}_1 \times \mathbf{p}_1]}{m_1} + \frac{[\mathbf{s}_2 \times \mathbf{p}_2]}{m_2} \right)
\end{aligned}$$

For the Poisson bracket (O.4) we get<sup>2</sup>

$$\begin{aligned}
& [K_x, P_x]_P \\
\equiv & \left[ -\frac{r_{1x} h_1}{c^2} - \frac{r_{2x} h_2}{c^2} + \frac{Gh_1 h_2 (r_{1x} + r_{2x})}{2c^6 r}, p_{1x} + p_{2x} \right]_P \\
= & \frac{1}{c^2} [p_{1x}, r_{1x} h_1]_P + \frac{1}{c^2} [p_{2x}, r_{2x} h_2]_P \\
& - \frac{Gh_1 h_2}{2c^6} \left( \left[ p_{1x}, \frac{(r_{1x} + r_{2x})}{r} \right]_P + \left[ p_{2x}, \frac{(r_{1x} + r_{2x})}{r} \right]_P \right) \\
= & -\frac{1}{c^2} h_1 - \frac{1}{c^2} h_2 - \frac{Gh_1 h_2}{2c^6} \left( -\frac{2}{r} + \frac{(r_{1x} + r_{2x}) r_x}{r^3} - \frac{(r_{1x} + r_{2x}) r_x}{r^3} \right) \\
= & -\frac{1}{c^2} \left( h_1 + h_2 - \frac{Gh_1 h_2}{c^4 r} \right)
\end{aligned}$$

The right hand side differs from the desired expression  $-c^{-2}H$  only by terms of the order  $(v/c)^4$  or smaller, which are beyond the accuracy of our approximation.

In order to calculate the left hand side of (O.5), we treat the orbital and spin parts separately<sup>3</sup>

$$[K_x, H]_P = [K_{x-orb}, H_{orb}]_P + [K_{x-orb}, H_{spin}]_P + [K_{x-spin}, H_{orb}]_P \quad (\text{P.1})$$

For the orb-orb part

$$[K_{x-orb}, H_{orb}]_P \equiv \left[ -\frac{h_1 r_{1x}}{c^2} - \frac{h_2 r_{2x}}{c^2} + \frac{Gh_1 h_2 (r_{1x} + r_{2x})}{2c^6 r}, \right.$$

<sup>2</sup>The spin part of  $K_x$  has vanishing Poisson bracket with  $P_x$ .

<sup>3</sup>The bracket  $[K_{x-spin}, H_{spin}]_P$  is omitted, because it is proportional to  $(v/c)^4$ .

$$\begin{aligned}
& h_1 + h_2 - \frac{Gh_1h_2}{c^4r} - \frac{Gh_2p_1^2}{h_1c^2r} - \frac{Gh_1p_2^2}{h_2c^2r} + \frac{7G(\mathbf{p}_1 \cdot \mathbf{p}_2)}{2c^2r} \\
& + \left[ \frac{G(\mathbf{p}_1 \cdot \mathbf{r})(\mathbf{p}_2 \cdot \mathbf{r})}{2c^2r^3} + \frac{G^2m_1m_2(m_1 + m_2)}{2c^2r^2} \right]_P \quad (\text{P.2})
\end{aligned}$$

we first evaluate the following individual contributions

$$[-\frac{h_1r_{1x}}{c^2}, h_1]_P = -\frac{h_1}{c^2} \frac{p_{1x}c^2}{h_1} = -p_{1x} \quad (\text{P.3})$$

$$[-\frac{h_2r_{2x}}{c^2}, h_2]_P = -p_{2x} \quad (\text{P.4})$$

$$\begin{aligned}
& [\frac{h_1r_{1x}}{c^2}, \frac{Gh_1h_2}{c^4r}]_P \\
& = \frac{Gh_2}{c^6} (h_1 \frac{p_{1x}c^2}{h_1r} + \frac{p_{1x}c^2r_{1x}}{h_1} \frac{h_1r_x}{r^3} + \frac{p_{1y}c^2r_{1x}}{h_1} \frac{h_1r_y}{r^3} + \frac{p_{1z}c^2r_{1x}}{h_1} \frac{h_1r_z}{r^3}) \\
& = \frac{Gh_2}{c^6} (\frac{p_{1x}c^2}{r} + \frac{(\mathbf{p}_1 \cdot \mathbf{r})r_{1x}c^2}{r^3}) \\
& = \frac{Gh_2}{c^4} (\frac{p_{1x}}{r} + \frac{(\mathbf{p}_1 \cdot \mathbf{r})r_{1x}}{r^3}) \quad (\text{P.5})
\end{aligned}$$

$$[\frac{h_2r_{2x}}{c^2}, \frac{Gh_1h_2}{c^4r}]_P = \frac{Gh_1}{c^4} (\frac{p_{2x}}{r} - \frac{(\mathbf{p}_2 \cdot \mathbf{r})r_{2x}}{r^3}) \quad (\text{P.6})$$

$$\begin{aligned}
& [\frac{h_1r_{1x}}{c^2}, \frac{Gh_2p_1^2}{h_1c^2r}]_P \\
& = \frac{Gh_2}{c^4} (h_1 \frac{2p_{1x}}{h_1r} - h_1 \frac{p_1^2p_{1x}c^2}{h_1^3r} + \frac{p_{1x}c^2r_{1x}}{h_1} \frac{p_1^2r_x}{h_1r^3} + \frac{p_{1y}c^2r_{1x}}{h_1} \frac{p_1^2r_y}{h_1r^3} + \frac{p_{1z}c^2r_{1x}}{h_1} \frac{p_1^2r_z}{h_1r^3}) \\
& = \frac{Gh_2}{c^4} (\frac{2p_{1x}}{r} - \frac{p_1^2p_{1x}c^2}{h_1^2r} + \frac{(\mathbf{p}_1 \cdot \mathbf{r})c^2r_{1x}p_1^2}{h_1^2r^3}) \\
& \approx \frac{Gh_2}{c^4} \frac{2p_{1x}}{r} \quad (\text{P.7})
\end{aligned}$$

$$\begin{aligned}
& [\frac{h_2r_{2x}}{c^2}, \frac{Gh_1p_2^2}{h_2c^2r}]_P = \frac{Gh_1}{c^4} (\frac{2p_{2x}}{r} - \frac{p_2^2p_{2x}c^2}{h_2^2r} - \frac{(\mathbf{p}_2 \cdot \mathbf{r})c^2r_{2x}p_2^2}{h_2^2r^3}) \\
& \approx \frac{Gh_1}{c^4} \frac{2p_{2x}}{r} \quad (\text{P.8})
\end{aligned}$$

$$\begin{aligned}
& \left[ \frac{h_1 r_{1x}}{c^2}, \frac{G h_1 p_2^2}{h_2 c^2 r} \right]_P \\
&= \frac{G p_2^2}{h_2 c^4} \left( h_1 \frac{p_{1x} c^2}{h_1 r} + \frac{p_{1x} c^2 r_{1x}}{h_1} \frac{h_1 r_x}{r_3} + \frac{p_{1y} c^2 r_{1x}}{h_1} \frac{h_1 r_y}{r_3} + \frac{p_{1z} c^2 r_{1x}}{h_1} \frac{h_1 r_z}{r_3} \right) \\
&= \frac{G p_2^2}{h_2 c^2} \left( \frac{p_{1x}}{r} + \frac{(\mathbf{p}_1 \cdot \mathbf{r}) r_{1x}}{r_3} \right) \\
&\approx 0
\end{aligned} \tag{P.9}$$

$$\left[ \frac{h_2 r_{2x}}{c^2}, \frac{G h_2 p_1^2}{h_1 c^2 r} \right]_P \approx 0 \tag{P.10}$$

$$\begin{aligned}
& \left[ -\frac{h_1 r_{1x}}{c^2}, \frac{7G(\mathbf{p}_1 \cdot \mathbf{p}_2)}{2c^2 r} \right]_P \\
&= -\frac{7G}{2c^4} \left( h_1 \frac{p_{2x}}{r} + \frac{p_{1x} c^2 r_{1x}}{h_1} \frac{(\mathbf{p}_1 \cdot \mathbf{p}_2) r_x}{r^3} + \frac{p_{1y} c^2 r_{1x}}{h_1} \frac{(\mathbf{p}_1 \cdot \mathbf{p}_2) r_y}{r^3} + \frac{p_{1z} c^2 r_{1x}}{h_1} \frac{(\mathbf{p}_1 \cdot \mathbf{p}_2) r_z}{r^3} \right) \\
&= -\frac{7G}{2c^4} \left( h_1 \frac{p_{2x}}{r} + \frac{(\mathbf{p}_1 \cdot \mathbf{r})(\mathbf{p}_1 \cdot \mathbf{p}_2) c^2 r_{1x}}{h_1 r^3} \right) \\
&\approx -\frac{7G}{2c^4} h_1 \frac{p_{2x}}{r}
\end{aligned} \tag{P.11}$$

$$\left[ -\frac{h_2 r_{2x}}{c^2}, \frac{7G(\mathbf{p}_1 \cdot \mathbf{p}_2)}{2c^2 r} \right]_P \approx -\frac{7G}{2c^4} h_2 \frac{p_{1x}}{r} \tag{P.12}$$

$$\begin{aligned}
& \left[ -\frac{h_1 r_{1x}}{c^2}, \frac{G(\mathbf{p}_1 \cdot \mathbf{r})(\mathbf{p}_2 \cdot \mathbf{r})}{2c^2 r^3} \right]_P \\
&= -\frac{G}{2c^4} \left( h_1 \frac{r_x (\mathbf{p}_2 \cdot \mathbf{r})}{r^3} - r_{1x} \frac{(3\mathbf{p}_1 \cdot \mathbf{r}) c^2 (\mathbf{p}_1 \cdot \mathbf{r})(\mathbf{p}_2 \cdot \mathbf{r})}{h_1 r^5} \right. \\
&\quad \left. + r_{1x} \frac{(\mathbf{p}_1 \cdot \mathbf{p}_1) c^2 (\mathbf{p}_2 \cdot \mathbf{r})}{h_1 r^3} + r_{1x} \frac{(\mathbf{p}_1 \cdot \mathbf{p}_2) c^2 (\mathbf{p}_1 \cdot \mathbf{r})}{h_1 r^3} \right) \\
&\approx -\frac{G}{2c^4} h_1 \frac{r_x (\mathbf{p}_2 \cdot \mathbf{r})}{r^3}
\end{aligned} \tag{P.13}$$

$$\left[ -\frac{h_2 r_{2x}}{c^2}, \frac{G(\mathbf{p}_1 \cdot \mathbf{r})(\mathbf{p}_2 \cdot \mathbf{r})}{2c^2 r^3} \right]_P \approx -\frac{G}{2c^4} h_2 \frac{r_x (\mathbf{p}_1 \cdot \mathbf{r})}{r^3} \tag{P.14}$$

$$\left[ -\frac{h_1 r_{1x}}{c^2}, \frac{G^2(m_1 m_2 (m_1 + m_2))}{2c^2 r^2} \right]_P \approx \left[ -\frac{h_2 r_{2x}}{c^2}, \frac{G^2(m_1 m_2 (m_1 + m_2))}{2c^2 r^2} \right]_P \approx 0 \tag{P.15}$$



$$\left[\frac{Gh_1h_2(r_{1x}+r_{2x})}{2c^6r}, h_1\right]_P = \frac{Gh_1h_2}{2c^6} \left( \frac{p_{1x}c^2}{h_1r} - \frac{(r_{1x}+r_{2x})(\mathbf{r} \cdot \mathbf{p}_1)c^2}{h_1r^3} \right) \quad (\text{P.16})$$

$$\left[\frac{Gh_1h_2(r_{1x}+r_{2x})}{2c^6r}, h_2\right]_P = \frac{Gh_1h_2}{2c^6} \left( \frac{p_{2x}c^2}{h_2r} + \frac{(r_{1x}+r_{2x})(\mathbf{r} \cdot \mathbf{p}_2)c^2}{h_2r^3} \right) \quad (\text{P.17})$$

$$\begin{aligned} & \left[\frac{Gh_1h_2(r_{1x}+r_{2x})}{2c^6r}, -\frac{Gh_1h_2}{c^4r}\right]_P = -\frac{G^2}{2c^{10}} \left( \frac{h_1h_2p_{1x}c^2h_2}{h_1r^2} \right. \\ & - \frac{h_1h_2c^2(r_{1x}+r_{2x})(\mathbf{r} \cdot \mathbf{p}_1)h_2}{r^4} + \frac{h_1h_2p_{2x}c^2h_1}{h_2r^2} + \frac{h_1h_2c^2(r_{1x}+r_{2x})(\mathbf{r} \cdot \mathbf{p}_2)h_1}{r^4} \\ & - \frac{c^2h_2r_{1x}+r_{2x})(\mathbf{r} \cdot \mathbf{p}_1)h_1h_2}{h_1r^4} + \left. \frac{c^2h_1r_{1x}+r_{2x})(\mathbf{r} \cdot \mathbf{p}_2)h_1h_2}{h_2r^4} \right) \\ & \approx 0 \end{aligned} \quad (\text{P.18})$$

Then the desired Poisson bracket is obtained by summing up all contributions (P.3) - (P.18)

$$\begin{aligned} [K_{x-orb}, H_{orb}]_P &= -p_{1x} - p_{2x} + \frac{Gh_2p_{1x}}{c^4r} + \frac{Gh_2(\mathbf{p}_1 \cdot \mathbf{r})r_{1x}}{c^4r^3} + \frac{2Gh_2p_{1x}}{c^4r} - \frac{7Gh_1p_{2x}}{2c^4r} \\ &- \frac{Gh_1(r_{1x}-r_{2x})(\mathbf{p}_2 \cdot \mathbf{r})}{2c^4r^3} + \frac{Gh_1p_{2x}}{c^4r} - \frac{Gh_1(\mathbf{p}_2 \cdot \mathbf{r})r_{2x}}{c^4r^3} + \frac{2Gh_1p_{2x}}{c^4r} \\ &- \frac{7Gh_2p_{1x}}{2c^4r} - \frac{Gh_2(r_{1x}-r_{2x})(\mathbf{p}_1 \cdot \mathbf{r})}{2c^4r^3} + \frac{Gh_2p_{1x}}{2c^4r} - \frac{Gh_2(r_{1x}+r_{2x})(\mathbf{p}_1 \cdot \mathbf{r})}{2c^4r^3} \\ &+ \frac{Gh_1p_{2x}}{2c^4r} + \frac{Gh_1(r_{1x}+r_{2x})(\mathbf{p}_2 \cdot \mathbf{r})}{2c^4r^3} \\ &= -P_x \end{aligned}$$

For two other terms on the right hand side of (P.1) we obtain expressions that cancel each other

$$\begin{aligned} [K_{x-spin}, H_{orb}]_P &= \frac{1}{2c^2} \left[ \frac{1}{m_1} [\mathbf{s}_1 \times \mathbf{p}_1]_x + \frac{1}{m_2} [\mathbf{s}_2 \times \mathbf{p}_2]_x, -\frac{Gm_1m_2}{r} \right]_P \\ &= -\frac{Gm_2[\mathbf{s}_1 \times \mathbf{r}]_x}{2c^2r^3} + \frac{Gm_1[\mathbf{s}_2 \times \mathbf{r}]_x}{2c^2r^3} \\ [K_{x-orb}, H_{spin}]_P &= \left[ -m_1r_{1x} - m_2r_{2x}, \frac{3Gm_2[\mathbf{s}_1 \times \mathbf{r}] \cdot \mathbf{p}_1}{2m_1c^2r^3} \right] \end{aligned}$$

$$\begin{aligned}
& - \left[ \frac{3Gm_1[\mathbf{s}_2 \times \mathbf{r}] \cdot \mathbf{p}_2}{2m_2c^2r^3} - \frac{2G[\mathbf{s}_1 \times \mathbf{r}] \cdot \mathbf{p}_2}{c^2r^3} + \frac{2G[\mathbf{s}_2 \times \mathbf{r}] \cdot \mathbf{p}_1}{c^2r^3} \right]_P \\
& = \frac{3Gm_1[\mathbf{s}_2 \times \mathbf{r}]_x}{2c^2r^3} - \frac{3Gm_2[\mathbf{s}_1 \times \mathbf{r}]_x}{2c^2r^3} - \frac{2Gm_1[\mathbf{s}_2 \times \mathbf{r}]_x}{c^2r^3} + \frac{2Gm_2[\mathbf{s}_1 \times \mathbf{r}]_x}{c^2r^3} \\
& = \frac{Gm_2[\mathbf{s}_1 \times \mathbf{r}]_x}{2c^2r^3} - \frac{Gm_1[\mathbf{s}_2 \times \mathbf{r}]_x}{2c^2r^3}
\end{aligned}$$

The proof of the Poisson bracket (O.3) is the same as in (O.19). Verification of other Poisson brackets of the Poincaré Lie algebra is left as an exercise for the reader.

# Bibliography

- [1] S. Weinberg. What is quantum field theory, and what did we think it is? <http://www.arxiv.org/abs/hep-th/9702027>.
- [2] E. P. Wigner. On unitary representations of the inhomogeneous Lorentz group. *Ann. Math.*, **40**:149, 1939.
- [3] P. A. M. Dirac. Forms of relativistic dynamics. *Rev. Mod. Phys.*, **21**:392, 1949.
- [4] B. Bakamjian, L. H. Thomas. Relativistic particle dynamics. II. *Phys. Rev.*, **92**:1300, 1953.
- [5] L. L. Foldy. Relativistic particle systems with interaction. *Phys. Rev.*, **122**:275, 1961.
- [6] S. N. Sokolov. Physical equivalence of the point and instantaneous forms of relativistic dynamics. *Theor. Math. Phys.*, **24**:799, 1975.
- [7] S. N. Sokolov, A. N. Shatnii. Physical equivalence of the three forms of relativistic dynamics and addition of interactions in the front and instant forms. *Theor. Math. Phys.*, **37**:1029, 1978.
- [8] F. Coester, W. N. Polyzou. Relativistic quantum mechanics of particles with direct interactions. *Phys. Rev. D*, **26**:1348, 1982.
- [9] S. Weinberg. *The Quantum Theory of Fields, Vol. 1*. University Press, Cambridge, 1995.
- [10] O. W. Greenberg, S. S. Schweber. Clothed particle operators in simple models of quantum field theory. *Nuovo Cim.*, **8**:378, 1958.

- [11] Th. W. Ruijgrok. Exactly renormalizable model in quantum field theory. III. Renormalization in the case of two V-particles. *Physica*, **25**:357, 1959.
- [12] M. Shirokov. Quantum field theory: "Dressing" contra divergencies, 1972. Preprint JINR, P2-6454, Dubna.
- [13] M. M. Vişinescu, M. I. Shirokov. Perturbation approach to the field theory, "dressing" and divergences. *Rev. Roum. Phys.*, **19**:461, 1974.
- [14] St. D. Głazek, K. G. Wilson. Renormalization of hamiltonians. *Phys. Rev. D*, **48**:5863, 1993.
- [15] St. D. Głazek. Similarity renormalization group approach to boost invariant Hamiltonian dynamics. <http://www.arxiv.org/abs/hep-th/9712188>.
- [16] E. V. Stefanovich. Quantum field theory without infinities. *Ann. Phys. (NY)*, **292**:139, 2001.
- [17] E. V. Stefanovich. Quantum effects in relativistic decays. *Int. J. Theor. Phys.*, **35**:2539, 1996.
- [18] E. V. Stefanovich. Is Minkowski space-time compatible with quantum mechanics? *Found. Phys.*, **32**:673, 2002.
- [19] E. V. Stefanovich. Renormalization and dressing in quantum field theory. <http://www.arxiv.org/abs/hep-th/0503076>.
- [20] E. V. Stefanovich. Violations of Einstein's time dilation formula in particle decays. <http://www.arxiv.org/abs/physics/0603043>.
- [21] E. V. Stefanovich. Classical electrodynamics without fields and the Aharonov-Bohm effect. <http://www.arxiv.org/abs/0803.1326v2>.
- [22] E. V. Stefanovich. A Hamiltonian approach to quantum gravity, 2006. <http://www.arxiv.org/abs/physics/0612019v9>.
- [23] Galileo Galilei. *Dialogues Concerning the Two Chief World Systems*. Modern Library Science Series, New York, 2001.

- [24] L. E. Ballentine. *Quantum Mechanics: A Modern Development*. World Scientific, Singapore, 1998.
- [25] T. Young. Experimental demonstration of the general law of the interference of light. *Philosophical Transactions, Royal Soc. London*, **94**:1, 1804. (reprinted in *Great Experiments in Physics*, Morris Shamos, ed. (Holt Reinhart and Winston, New York, 1959), p. 96.).
- [26] G. I. Taylor. *Proc. Cam. Phil. Soc.*, **15**:114, 1909.
- [27] A. Einstein. Über einen die Erzeugung und Verwandlung des Lichtes betreffenden heuristischen Gesichtspunkt. *Annalen der Physik*, **17**:132, 1905.
- [28] W. Heisenberg. *Physics and Philosophy*. Harper and Brothers, New York, 1958.
- [29] G. Birkhoff, J. von Neumann. The logic of quantum mechanics. *Ann. Math.*, **37**:823, 1936.
- [30] G. W. Mackey. *The mathematical foundations of quantum mechanics*. W. A. Benjamin, New York, 1963. see esp. Section 2-2.
- [31] C. Piron. *Foundations of Quantum Physics*. W. A. Benjamin, Reading, 1976.
- [32] C. Piron. Axiomatique quantique. *Helv. Phys. Acta*, **37**:439, 1964.
- [33] D. J. Foulis. A half century of quantum logic what have we learned? [http : //www.quantonics.com/Foulis\\_On\\_Quantum\\_Logic.html](http://www.quantonics.com/Foulis_On_Quantum_Logic.html) .
- [34] E. C. G. Stueckelberg. Quantum theory in real Hilbert space. *Helv. Phys. Acta*, **33**:727, 1960.
- [35] J. M. Jauch. *Projective representation of the Poncaré group in a quaternionic Hilbert space*. in *Group theory and its applications*, edited by E.M. Loebl. Academic Press, New York, 1971.
- [36] A. M. Gleason. Measures on the closed subspaces of a Hilbert space. *J. Math. Mech.*, **6**:885, 1957.

- [37] F. Richman, D. Bridges. A constructive proof of Gleason's theorem. *J. Funct. Anal.*, **162**:287, 1999.
- [38] E. Schrödinger. Die gegenwertige Situation in der Quantenmechanik. *Naturwissenschaftlern.*, **23**:807, 823, 844, 1935.
- [39] P. Mittelstaedt. Quantum physics and classical physics - in the light of quantum logic. <http://www.arxiv.org/abs/quant-ph/0211021>.
- [40] A. Einstein. *in Albert Einstein: Philosopher-Scientist*. Open Court, Peru, 1949.
- [41] M. Dance. Quantum mechanical transformation between reference frames - a discursive spacetime diagram approach, 2006. <http://www.arxiv.org/abs/physics/0610234>.
- [42] E. P. Wigner. *Gruppentheorie und Ihre Anwendung auf die Quantenmechanik der Atomspektren*. F. Vieweg und Sohn, Braunschweig, 1931.
- [43] U. Uhlhorn. Representation of symmetry transformations in quantum mechanics. *Arkiv f. Phys.*, **23**:307, 1963.
- [44] D. Aerts, I. Daubechies. About the structure-preserving maps of a quantum mechanical propositional system. *Helv. Phys. Acta*, **51**:637, 1978.
- [45] D. G. Currie, T. F. Jordan, E. C. G. Sudarshan. Relativistic invariance and Hamiltonian theories of interacting particles. *Rev. Mod. Phys.*, **35**:350, 1963.
- [46] S. M. W. Ahmad, E. P. Wigner. Invariant theoretic derivation of the connection between momentum and velocity. *Nuovo Cimento A*, **28**:1, 1975.
- [47] T. F. Jordan. Identification of the velocity operator for an irreducible unitary representation of the Poincaré group. *J. Math. Phys.*, **18**:608, 1977.
- [48] W. I. Fushchich, A. G. Nikitin. *Symmetries of equations of quantum mechanics*. New York, 1994.

- [49] M. H. L. Pryce. The mass-centre in the restricted theory of relativity and its connexion with the quantum theory of elementary particles. *Proc. Royal Soc. London, Ser. A*, **195**:62, 1948.
- [50] T. D. Newton, E. P. Wigner. Localized states for elementary systems. *Rev. Mod. Phys.*, **21**:400, 1949.
- [51] R. A. Berg. Position and intrinsic spin operators in quantum theory. *J. Math. Phys.*, **6**:34, 1965.
- [52] T. F. Jordan. Simple derivation of the Newton-Wigner position operator. *J. Math. Phys.*, **21**:2028, 1980.
- [53] D. J. Candlin. Physical operators and the representations of the inhomogeneous Lorentz group. *Nuovo Cim.*, **37**:1396, 1965.
- [54] B. D. Keister, W. N. Polyzou. *Relativistic Hamiltonian dynamics in nuclear and particle physics*. in Advances in Nuclear Physics vol. 20, edited by J. W. Negele and E. W. Vogt. Plenum Press, 1991. <http://www.physics.uiowa.edu/~wpolyzou/papers/rev.pdf>.
- [55] V. I. Ritus. Transformations of the inhomogeneous Lorentz group and the relativistic kinematics of polarized states. *Soviet Physics JETP*, **13**:240, 1961.
- [56] G. W. Mackey. *The theory of unitary group representations*. University of Chicago Press, Chicago, 2000.
- [57] J. Kofler, Č. Brukner. Classical world because of quantum physics. <http://www.arxiv.org/abs/quant-ph/0609079>.
- [58] S. Weinberg. Photons and gravitons in S-matrix theory: Derivation of charge conservation and equality of gravitational and inertial mass. *Phys. Rev.*, **135**:B1049, 1964.
- [59] P. Caban, J. Rembielinski. Photon polarization and Wigner's little group. <http://www.arxiv.org/abs/quant-ph/0304120>.
- [60] T. Matolcsi. Tensor product of Hilbert lattices and free orthodistributive product of orthomodular lattices. *Acta Sci. Math. (Szeged)*, **37**:263, 1975.

- [61] D. Aerts, I. Daubechies. Physical justification for using the tensor product to describe two quantum systems as one joint system. *Helv. Phys. Acta*, **51**:661, 1978.
- [62] B. D. Keister. Forms of relativistic dynamics: What are the possibilities? <http://www.arxiv.org/abs/nucl-th/9406032>.
- [63] H. Van Dam, E. P. Wigner. Classical relativistic mechanics of interacting point particles. *Phys. Rev.*, **B138**:1576, 1965.
- [64] W. N. Polyzou. Manifestly covariant, Poincaré invariant quantum theories of directly interacting particles. *Phys. Rev. D*, **32**:995, 1985.
- [65] L. H. Thomas. The relativistic dynamics of a system of particles interacting at a distance. *Phys. Rev.*, **85**:868, 1952.
- [66] B. Barsella, E. Fabri. Angular momenta in relativistic many-body theory. *Phys. Rev.*, **128**:451, 1962.
- [67] H. Osborn. Relativistic center-of-mass variables for two-particle system with spin. *Phys. Rev.*, **176**:1514, 1968.
- [68] R. Fong, J. Sucher. Relativistic particle dynamics and the S-matrix. *J. Math. Phys.*, **5**:456, 1964.
- [69] A. J. Chakrabarti. On the canonical relativistic kinematics of N-particle systems. *J. Math. Phys.*, **5**:922, 1964.
- [70] B. Bakamjian. Relativistic particle dynamics. *Phys. Rev.*, **121**:1849, 1961.
- [71] U. Mutze. A no-go theorem concerning the cluster decomposition property of direct interaction scattering theories. *J. Math. Phys.*, **19**:231, 1978.
- [72] E. Kazes. Analytic theory of relativistic interactions. *Phys. Rev. D*, **4**:999, 1971.
- [73] W. Magnus. On the exponential solution of differential equations for a linear operator. *Commun. Pure Appl. Math.*, **7**:649, 1954.



- [74] P. Pechukas, J. C. Light. On the exponential form of time-displacement operators in quantum mechanics. *J. Chem. Phys.*, **44**:3897, 1966.
- [75] S. Blanes, F. Casas, J.A. Oteo, J. Ros. The Magnus expansion and some of its applications. <http://arxiv.org/abs/0810.5488v1>.
- [76] H. Ekstein. Equivalent Hamiltonians in scattering theory. *Phys. Rev.*, **117**:1590, 1960.
- [77] J. D. Dollard. Interpretation of Kato's invariance principle in scattering theory. *J. Math. Phys.*, **17**:46, 1976.
- [78] C. Giunti, M. Lavender. Neutrino mixing. <http://www.arxiv.org/abs/hep-ph/0310238>.
- [79] G. Fiore, G. Modanese. General properties of the decay amplitudes for massless particles. *Nucl. Phys.*, **B477**:623, 1996.
- [80] P. P. Kulish, L. D. Faddeev. Asymptotic conditions and infrared divergences in quantum electrodynamics. *Theor. Math. Phys.*, **4**:745, 1970.
- [81] S. Weinberg. *The quantum theory of massless particles*. in Lectures on Particles and Field Theory, vol. 2, edited by S. Deser and K. W. Ford. Prentice-Hall, Englewood Cliffs, 1964.
- [82] S. Weinberg. Photons and gravitons in perturbation theory: Derivation of Maxwell's and Einstein's equations. *Phys. Rev.*, **138**:B988, 1965.
- [83] V. B. Berestetskii, E. M. Livshitz, L. P. Pitaevskii. *Quantum electrodynamics*. Fizmatlit, Moscow, 2001. (in Russian).
- [84] M. I. Shirokov. Relativistic nonlocal quantum field theory. *Int. J. Theor. Phys.*, **41**:1027, 2002.
- [85] A. Krüger, W. Glöckle. One-nucleon effective generators of the Poincaré group derived from a field theory: Mass renormalization. *Phys. Rev. C*, **60**:024004, 1999.
- [86] M. I. Shirokov. Mass renormalization using noncovariant perturbation theory, 2000. preprint JINR P2-2000-277, Dubna.

- [87] V. Yu. Korda, A. V. Shebeko. Clothed particle representation in quantum field theory: Mass renormalization. *Phys. Rev. D*, **70**:085011, 2004.
- [88] F. Rohrlich. The theory of the electron. [http://http://www.philsoc.org/1962Spring/1526transcript.html](http://www.philsoc.org/1962Spring/1526transcript.html).
- [89] G. Alber, P. Zoller. Laser excitation of electronic wave packets in Rydberg atoms. *Physics Reports*, **5**:231, 1991.
- [90] M.I. Shirokov. "Dressing" and Haag's theorem, 2007. <http://www.arxiv.org/abs/math-ph/0703021>.
- [91] L. Van Hove. Energy corrections and persistent perturbation effects in continuous spectra. *Physica*, **21**:901, 1955.
- [92] L. Van Hove. Energy corrections and persistent perturbation effects in continuous spectra. II. The perturbed stationary states. *Physica*, **22**:343, 1956.
- [93] R. Walter. Recoil effects in scalar-field model. *Nuovo Cim.*, **68A**:426, 1970.
- [94] H. Ezawa, K. Kikkawa, H. Umezawa. Potential representation in quantum field theory. *Nuovo Cim.*, **23**:751, 1962.
- [95] D. I. Fivel. Solutions of the Lee model in all sectors by dynamical algebra. *J. Math. Phys.*, **11**:699, 1970.
- [96] G. Dillon, M. M. Giannini. On the clothing transformation in the Lee model. *Nuovo Cim.*, **18A**:31, 1973.
- [97] G. Dillon, M. M. Giannini. On the potential description of the  $VN - NN\theta$  sector of the Lee model. *Nuovo Cim.*, **27A**:106, 1975.
- [98] J. Łopuszański. The Ruijgrok-van Hove model of field theory in terms of "dressed" operators. *Physica*, **25**:745, 1959.
- [99] L. D. Faddeev. On the separation of self-interaction and scattering effects in perturbation theory. *Dokl. Akad. Nauk SSSR*, **152**:573, 1963.

- [100] S. Tani. Formal theory of scattering in the quantum field theory. *Phys. Rev.*, **115**:711, 1959.
- [101] S. Sato. Some remarks on the formulation of the theory of elementary particles. *Prog. Theor. Phys.*, **35**:540, 1966.
- [102] V. A. Fateev, A. S. Shvarts. Dressing operators in quantum field theory. *Dokl. Akad. Nauk SSSR*, **209**:66, 1973. [English translation in Sov. Phys. Dokl. 18 (1973), 165.].
- [103] M. I. Shirokov. Dressing and bound states in quantum field theory, 1993. preprint JINR E4-93-55, Dubna.
- [104] M. I. Shirokov. Bound states of "dressed" particles, 1994. preprint JINR E2-94-82, Dubna.
- [105] A. V. Shebeko, M. I. Shirokov. Unitary transformations in quantum field theory and bound states. *Phys. Part. Nucl.*, **32**:15, 2001. <http://www.arxiv.org/abs/nucl-th/0102037v1>.
- [106] M. Kobayashi, T. Sato, H. Ohtsubo. Effective interactions for mesons and baryons in nuclei. *Progr. Theor. Phys.*, **98**:927, 1997.
- [107] W. N. Polyzou. Relativistic quantum mechanics - particle production and cluster properties. *Phys. Rev. C*, **68**:015202, 2003. <http://www.arxiv.org/abs/nucl-th/0302023>.
- [108] H. Kita. A non-trivial example of a relativistic quantum theory of particles without divergence difficulties. *Progr. Theor. Phys.*, **35**:934, 1966.
- [109] H. Kita. Another convergent relativistic model theory of interacting particles. *Progr. Theor. Phys.*, **39**:1333, 1968.
- [110] H. Kita. Structure of the state space in a convergent relativistic model theory of interacting particles. *Progr. Theor. Phys.*, **43**:1364, 1970.
- [111] H. Kita. Vertex functions in convergent relativistic model theories. *Progr. Theor. Phys.*, **47**:2140, 1972.
- [112] H. Kita. A model of relativistic quantum mechanics of interacting particles. *Progr. Theor. Phys.*, **48**:2422, 1972.

- [113] H. Kita. A realistic model of convergent relativistic quantum mechanics of interacting particles. *Progr. Theor. Phys.*, **49**:1704, 1973.
- [114] A. V. Shebeko, M. I. Shirokov. Relativistic quantum field theory (RQFT) treatment of few-body systems. *Nucl. Phys.*, **A631**:564c, 1998.
- [115] A. Weber. Fine and hyperfine structure in different bound systems. <http://www.arxiv.org/abs/hep-ph/0509019>.
- [116] A. Weber. Bloch–Wilson Hamiltonian and a generalization of the Gell-Mann–Low theorem. <http://www.arxiv.org/abs/hep-th/9911198>.
- [117] A. Weber, N. E. Ligterink. The generalized Gell-Mann–Low theorem for relativistic bound states. *Phys. Rev. D*, **65**:025009, 2002. <http://www.arxiv.org/abs/hep-ph/0101149>.
- [118] A. Weber, N. E. Ligterink. Bound states in Yukawa model. <http://www.arxiv.org/abs/hep-ph/0506123>.
- [119] E. Breitenberger. Magnetic interactions between charged particles. *Am. J. Phys.*, **36**:505, 1968.
- [120] S. Coleman, J. H. Van Vleck. Origin of "hidden momentum forces" on magnets. *Phys. Rev.*, **171**:1370, 1968.
- [121] F. E. Close, H. Osborn. Relativistic center-of-mass motion and the electromagnetic interaction of systems of charged particles. *Phys. Rev. D*, **2**:2127, 1970.
- [122] R. A. Krajcik, L. L. Foldy. Relativistic center-of-mass variables for composite systems with arbitrary internal interactions. *Phys. Rev. D*, **10**:1777, 1974.
- [123] H. Essén. Circulating electrons, superconductivity, and the Darwin-Breit interaction, 2007. <http://www.arxiv.org/abs/cond-mat/0002096>.
- [124] H. Essén. A study of lattice and magnetic interactions of conduction electrons. *Phys. Scr.*, **52**:388, 1995.
- [125] H. Essén. Darwin magnetic interaction energy and its macroscopic consequences. *Phys. Rev. E*, **53**:5228, 1996.

- [126] H. Essén. Magnetism of matter and phase space energy of charged particle systems. *J. Phys. A: Math. Gen.*, **32**:2297, 1999.
- [127] L. Landau, E. Lifshitz. *Course of theoretical physics, Volume 3, Quantum mechanics, Non-relativistic theory*. Pergamon, 1977.
- [128] T. S. Walhout. Similarity renormalization, Hamiltonian flow equations, and Dyson's intermediate representation. <http://www.arxiv.org/abs/hep-th/9806097>.
- [129] F. J. Dyson. The renormalization method in quantum electrodynamics. *Proc. Roy. Soc.*, **A207**:395, 1951.
- [130] F. Wilczek. Quantum field theory. *Rev. Mod. Phys.*, **71**:S58, 1999. <http://www.arxiv.org/abs/hep-th/9803075>.
- [131] D. Wallace. In defence of naiveté: The conceptual status of Lagrangian quantum field theory. <http://www.arxiv.org/abs/quant-ph/0112148>.
- [132] H. Bacry. The notions of localizability and space: from Eugene Wigner to Alain Connes. *Nucl. Phys. Proc. Suppl.*, **6**:222, 1989.
- [133] J. H. Field. On the relationship of quantum mechanics to classical electromagnetism and classical relativistic mechanics. <http://www.arxiv.org/abs/physics/0403076>.
- [134] J. H. Field. Space-time transformation properties of inter-charge forces and dipole radiation: Breakdown of the classical field concept in relativistic electrodynamics. <http://www.arxiv.org/abs/physics/0604089>.
- [135] A. C. de la Torre. Understanding light quanta: First quantization of the free electromagnetic field. <http://www.arxiv.org/abs/quant-ph/0410171>.
- [136] A. C. de la Torre. Understanding light quanta: The photon. <http://www.arxiv.org/abs/quant-ph/0410179>.
- [137] A. C. de la Torre. Understanding light quanta: Construction of the free electromagnetic field. <http://www.arxiv.org/abs/quant-ph/0503023v2>.
- [138] R. P. Feynman. *Q.E.D.* Princeton University Press, 1985.

- [139] J.-M. Lévy-Leblond, F. Balibar. *Quantics*. North Holland, 1990.
- [140] R. Carroll. Remarks on photons and the aether, 2005. <http://www.arxiv.org/abs/physics/0507027v1>.
- [141] R. Haag. On quantum field theories. *Dan. Mat. Fys. Medd.*, **29**, 1955. No. 12.
- [142] P. Streater, A. Wightman. *PCT, spin, statistics, and all that*. Nauka, Moscow, 1968.
- [143] F. Strocchi. Relativistic quantum mechanics and field theory. *Found. Phys.*, **34**:501, 2004. <http://www.arxiv.org/abs/hep-th/0401143>.
- [144] H. Halvorson, R. Clifton. No place for particles in relativistic quantum theories? <http://www.arxiv.org/abs/quant-ph/0103041>.
- [145] D. Wallace. Emergence of particles from bosonic quantum field theory. <http://www.arxiv.org/abs/quant-ph/0112149>.
- [146] Th. W. Ruijgrok. General requirements for a relativistic quantum theory. *Few-body Systems*, **25**:5, 1998.
- [147] G. C. Hegerfeldt. Instantaneous spreading and Einstein causality in quantum theory. *Ann. Phys. (Leipzig)*, **7**:716, 1998. <http://www.arxiv.org/abs/quant-ph/9809030>.
- [148] D. B. Malament. *In defence of dogma: Why there cannot be a relativistic quantum mechanics of (localizable) particles*. in Perspectives on quantum reality, edited by R. Clifton. Kluwer, 1996.
- [149] J. Yngvason D. Buchholz. There are no causality problems with Fermi's two atom system. *Phys. Rev. Lett.*, **73**:613, 1994. <http://www.arxiv.org/abs/hep-th/9403027>.
- [150] Th. W. Ruijgrok. *On localisation in relativistic quantum mechanics*. in Lecture Notes in Physics, Theoretical Physics. Fin de Siècle, vol. 539, edited by A. Borowiec, W. Cegla, B. Jancewicz, and W. Karwowski. Springer, Berlin, 2000.
- [151] M. E. Peskin, D. V. Schroeder. *An introduction to quantum field theory*. Westview Press, 1995.

- [152] T. H. Boyer. Illustrating some implications of the conservation laws in relativistic mechanics, 2008. <http://arxiv.org/abs/0812.1017v1>.
- [153] A. Einstein. Zur Elektrodynamik bewegter Körper. *Annalen der Physik*, **17**:891, 1905.
- [154] H. M. Schwartz. Deduction of the general Lorentz transformations from a set of necessary assumptions. *Am. J. Phys.*, **52**:346, 1984.
- [155] J. H. Field. A new kinematical derivation of the Lorentz transformation and the particle description of light. *Helv. Phys. Acta*, **70**:542, 1997. <http://www.arxiv.org/abs/physics/0410062>.
- [156] A. R. Lee, T. M. Kalotas. Lorentz transformations from the first postulate. *Am. J. Phys.*, **43**:434, 1975.
- [157] J.-M. Lévy-Leblond. One more derivation of the Lorentz transformation. *Am. J. Phys.*, **44**:271, 1976.
- [158] D. A. Sardelis. Unified derivation of the Galileo and the Lorentz transformations. *Eur. J. Phys.*, **3**:96, 1982.
- [159] D. Newman, G. W. Ford, A. Rich, E. Sweetman. Precision experimental verification of special relativity. *Phys. Rev. Lett.*, **21**:1355, 1978.
- [160] D. W. MacArthur. Special relativity: Understanding experimental tests and formulations. *Phys. Rev. A*, **33**:1, 1986.
- [161] S. Schleif. What is the experimental basis of the special relativity theory? <http://www.weburbia.demon.co.uk/physics/experiments.html>.
- [162] T. Roberts. What is the experimental basis of special relativity?, 2000. <http://math.ucr.edu/home/baez/physics/Relativity/SR/experiments.html>.
- [163] H. E. Ives, G. R. Stilwell. An experimental study of the rate of a moving clock. *J. Opt. Soc. Am.*, **28**:215, 1938.
- [164] H. E. Ives, G. R. Stilwell. An experimental study of the rate of a moving clock. II. *J. Opt. Soc. Am.*, **31**:369, 1941.
- [165] M. Kaivola, O. Poulsen, E. Riis. Measurement of the relativistic Doppler shift in neon. *Phys. Rev. Lett.*, **54**:255, 1985.

- [166] D. Hasselkamp, E. Mondry, A. Scharmann. Direct observation of the transversal Doppler-shift. *Z. Physik A*, **289**:151, 1979.
- [167] T. Alväger, F. J. M. Farley, J. Kjellman, I. Wallin. Test of the second postulate of special relativity in the GeV region. *Phys. Lett.*, **12**:260, 1964.
- [168] J. Oppenheim, B. Reznik, W.G. Unruh. Time-of-arrival states, 1998. <http://www.arxiv.org/abs/quant-ph/9807043>.
- [169] E. A. Galapon. Theory of confined quantum time of arrivals, 2005. <http://www.arxiv.org/abs/quant-ph/0504174>.
- [170] Z.-Y. Wang, C.-D. Xiong. Arrival time in relativistic quantum mechanics, 2006. <http://www.arxiv.org/abs/quant-ph/0608031>.
- [171] N. Grot, C. Rovelli, R. S. Tate. Time-of-arrival in quantum mechanics, 1996. <http://arxiv.org/abs/quant-ph/9603021v1>.
- [172] H. Nikolić. Time in relativistic and nonrelativistic quantum mechanics. <http://arxiv.org/abs/0811.1905v1>.
- [173] S. Cacciatori, V. Gorini, A. Kamenshchik. Special relativity in the 21st century. <http://arxiv.org/abs/0807.3009v1>.
- [174] F. Lev. De Sitter invariance and a possible mechanism of gravity. <http://arxiv.org/abs/0807.3176v1>.
- [175] H. R. Brown. *Physical relativity: Space-time structure from a dynamical perspective*. Oxford University Press, Oxford, 2005.
- [176] E. B. Fomalont, S. M. Kopeikin. The measurement of the light deflection from Jupiter: Experimental results. *Astrophys. J.*, **598**:704, 2003. <http://www.arxiv.org/abs/astro-ph/0302294v2>.
- [177] S. M. Kopeikin. The measurement of the light deflection from Jupiter: Theoretical interpretation, 2003. <http://www.arxiv.org/abs/astro-ph/0302462v1>.
- [178] C. M. Will. The confrontation between general relativity and experiment. *Living Rev. Relativity*, **9**:3, 2006. Online article (cited on 5 February, 2008) <http://www.livingreviews.org/lrr-2006-3>.



- [179] T. Van Flandern. The speed of gravity - what the experiments say. *Phys. Lett. A*, **250**:1, 1998.
- [180] T. Van Flandern, J. P. Vigiér. Experimental repeal of the speed limit for gravitational, electromagnetic, and quantum field interactions. *Found. Phys.*, **32**:1031, 2002.
- [181] A. E. Chubykalo, R. Smirnov-Rueda. Action at a distance as a full-value solution of Maxwell equations: basis and application of separated potential's method. *Phys. Rev. E*, **53**:5373, 1996.
- [182] J. H. Field. Classical electromagnetism as a consequence of Coulomb's law, special relativity and Hamilton's principle and its relationship to quantum electrodynamics. *Phys. Scr.*, **74**:702, 2006. <http://www.arxiv.org/abs/physics/0501130v5>.
- [183] G. Russo. Conditions for the generation of casual paradoxes from superluminal signals. *Electronic J. Theor. Phys.*, **8**:36, 2005.
- [184] G. C. Giakos, T. K. Ishii. Rapid pulsed microwave propagation. *IEEE Microwave and Guided Wave Letters*, **1**:374, 1991.
- [185] A. Enders, G. Nimtz. Evanescent-mode propagation and quantum tunneling. *Phys. Rev. E*, **48**:632, 1993.
- [186] A. M. Steinberg, P. G. Kwiat, R. Y. Chiao. Measurement of the single-photon tunneling time. *Phys. Rev. Lett.*, **71**:708, 1993.
- [187] A. Ranfagni, D. Mugnai. Anomalous pulse delay in microwave propagation: A case of superluminal behavior. *Phys. Rev. E*, **54**:5692, 1996.
- [188] D. Mugnai, A. Ranfagni, R. Ruggeri. Observation of superluminal behaviors in wave propagation. *Phys. Rev. Lett.*, **21**:4830, 2000.
- [189] K. Wynne, D. A. Jaroszynski. Superluminal terahertz pulses. *Optics Letters*, **24**:25, 1999.
- [190] W. D. Walker. Experimental evidence of near-field superluminally propagating electromagnetic fields. <http://www.arxiv.org/abs/physics/0009023v1>.

- [191] A. Haché, L. Poirier. Long-range superluminal pulse propagation in a coaxial photonic crystal. *Appl. Phys. Lett.*, **80**:518, 2002.
- [192] A. L. Kholmetskii, O. V. Missevitch, R. Smirnov-Rueda, R. I. Tzonchev, A. E. Chubykalo, I. Moreno. Experimental evidence on non-applicability of the standard retardation condition to bound magnetic fields and on new generalized Biot-Savart law. *J. Appl. Phys.*, **101**:023532, 2007. <http://www.arxiv.org/abs/physics/0601084v1>.
- [193] J. J. Carey, J. Zawadzka, D. A. Jaroszynski, K. Wynne. Noncausal time response in frustrated total internal reflection? *Phys. Rev. Lett.*, **84**:1431, 2000.
- [194] W. L. Mochán, V. L. Brudny. Comment on “Noncausal time response in frustrated total internal reflection?”. *Phys. Rev. Lett.*, **87**:119101, 2001.
- [195] J. J. Carey, J. Zawadzka, D. A. Jaroszynski, K. Wynne. Reply to “Comment on...”. *Phys. Rev. Lett.*, **84**:119102, 2001.
- [196] A. Haibel, G. Nimtz. Universal tunneling time in photonic barriers. <http://www.arxiv.org/abs/physics/0009044>.
- [197] G. Nimtz, A. A. Stahlhofen. Universal tunneling time for all fields, 2007. <http://www.arxiv.org/abs/0709.0921>.
- [198] M. Urban. A particle mechanism for the index of refraction, 2007. <http://www.arxiv.org/abs/0709.1550>.
- [199] K. T. McDonald. Limits on the applicability of classical electromagnetic fields as inferred from the radiation reaction. <http://www.arxiv.org/abs/physics/0003062>.
- [200] S. Parrott. Radiation from a uniformly accelerated charge and the equivalence principle. *Found. Phys.*, **32**:407, 2002. <http://www.arxiv.org/abs/gr-qc/9303025>.
- [201] S. Parrott. Variant forms of Eliezer’s theorem. <http://www.arxiv.org/abs/gr-qc/0505042>.
- [202] J. D. Jackson. *Classical electrodynamics*. J. Wiley and Sons, 3rd edition, 1999.

- [203] J. M. Keller. Newton's third law and electrodynamics. *Am. J. Phys.*, **10**:302, 1942.
- [204] L. Page, N. I. Adams Jr. Action and reaction between moving charges. *Am. J. Phys.*, **13**:141, 1945.
- [205] W. Shockley, R. P. James. "Try simplest cases" discovery of "hidden momentum" forces on "magnetic currents". *Phys. Rev. Lett.*, **18**:876, 1967.
- [206] O. D. Jefimenko. A relativistic paradox seemingly violating conservation of momentum law in electromagnetic systems. *Eur. J. Phys.*, **20**:39, 1999.
- [207] W. F. Edwards, C. S. Kenyon, D. K. Lemon. Continuing investigation into possible electric fields arising from steady conductor currents. *Phys. Rev. D*, **14**:922, 1976.
- [208] D. K. Lemon, W. F. Edwards, C. S. Kenyon. *Phys. Lett. A*, **162**:105, 1992.
- [209] G. G. Shishkin, A. G. Shishkin, A. G. Smirnov, A. V. Dudarev, A. V. Barkov, P. P. Zagnetov, Yu. M. Rybin. Investigation of possible electric potential arising from a constant current through a superconductor coil. *J. Phys. D: Applied physics*, **35**:497, 2002.
- [210] J. W. Butler. A proposed electromagnetic momentum-energy 4-vector for charged bodies. *Am. J. Phys.*, **37**:1258, 1969.
- [211] F. Rohrlich. Self-energy and stability of the classical electron. *Am. J. Phys.*, **28**:639, 1960.
- [212] W. H. Furry. Examples of momentum distributions in the electromagnetic field and in matter. *Am. J. Phys.*, **37**:621, 1969.
- [213] Y. Aharonov, P. Pearle, L. Vaidman. Comment on "Proposed Aharonov-Casher effect: Another example of an Aharonov-Bohm effect arising from a classical lag". *Phys. Rev. A*, **37**:4052, 1988.
- [214] E. Comay. Exposing "hidden momentum". *Am. J. Phys.*, **64**:1028, 1996.

- [215] E. Comay. Lorentz transformation of a system carrying "hidden momentum". *Am. J. Phys.*, **68**:1007, 2000.
- [216] A. L. Kholmetskii. On momentum and energy of a non-radiating electromagnetic field, 2005. <http://www.arxiv.org/abs/physics/0501148v2>.
- [217] V. Hnizdo. On linear momentum in quasistatic electromagnetic systems, 2004. <http://www.arxiv.org/abs/physics/0407027v1>.
- [218] G. Spavieri, G. T. Gillies. Fundamental tests of electrodynamic theories: Conceptual investigations of the Trouton-Noble and hidden momentum effects. *Nuovo Cim.*, **118B**:205, 2003.
- [219] S. A. Teukolsky. The explanation of the Trouton-Noble experiment revisited. *Am. J. Phys.*, **64**:1104, 1996.
- [220] J. D. Jackson. Torque or no torque? Simple charged particle motion observed in different inertial frames. *Am. J. Phys.*, **72**:1484, 2004.
- [221] G. W. O. Howe. A problem of two electrons and Newton's third law. *Wireless Engineer*, **21**:105, 1944.
- [222] R. H. Romer. Angular momentum of static electromagnetic fields. *Am. J. Phys.*, **34**:772, 1966.
- [223] J. Franklin. The nature of electromagnetic energy, 2007. <http://www.arxiv.org/abs/0707.3421v2>.
- [224] T. P. Gill, W. W. Zachary, J. Lindesay. The classical electron problem. <http://www.arxiv.org/abs/physics/0405131v1>.
- [225] E. Comay. Decomposition of electromagnetic fields into radiation and bound components. *Am. J. Phys.*, **65**:862, 1997.
- [226] A. Kislev, L. Vaidman. Relativistic causality and conservation of energy in classical electromagnetic theory. *Am. J. Phys.*, **70**:1216, 2002.
- [227] W. Engelhardt. Relativistic Doppler effect and the principle of relativity. *Apeiron*, **10**:29, 2003.

- [228] F. T. Trouton, H. R. Noble. The mechanical forces acting on a charged electric condenser moving through space. *Phil. Trans. Roy. Soc. London A*, **202**:165, 1904.
- [229] O. D. Jefimenko. The Trouton-Noble paradox. *J. Phys. A: Math. Gen.*, **32**:3755, 1999.
- [230] R.D Sard. The forces between moving charges. *Electrical Engineering*, January:61, 1947.
- [231] L. Johansson. *Longitudinal electrodynamic forces - and their possible technological applications*, 1996. MSc Thesis, Lund Institute of Technology, Sweden, <http://www.df.lth.se/snorkelf/LongitudinalMSc.pdf>.
- [232] N. Graneau, T. Phipps Jr., D. Roscoe. An experimental confirmation of longitudinal electrodynamic forces. *Europ. Phys. J. D*, **15**:87, 2001.
- [233] G. Cavalleri, E. Cesaroni, E. Tonni, G. Spavieri. Interpretation of the longitudinal forces detected in a recent experiment of electrodynamics. *Eur. Phys. J. D*, **26**:221, 20013.
- [234] Y. Aharonov, D. Bohm. Significance of electromagnetic potentials in quantum mechanics. *Phys. Rev.*, **115**:485, 1959.
- [235] R. G. Chambers. Shift of an electron interference pattern by enclosed magnetic flux. *Phys. Rev. Lett.*, **5**:3, 1960.
- [236] A. Tonomura, N. Osakabe, T. Matsuda, T. Kawasaki, J. Endo, S. Yano, H. Yamada. Evidence for Aharonov-Bohm effect with magnetic field completely shielded from electron wave. *Phys. Rev. Lett.*, **56**:792, 1986.
- [237] N. Osakabe, T. Matsuda, T. Kawasaki, J. Endo, A. Tonomura, S. Yano, H. Yamada. Experimental confirmation of Aharonov-Bohm effect using a toroidal magnetic field confined by a superconductor. *Phys. Rev. A: Math. Gen.*, **34**:815, 1986.
- [238] T. H. Boyer. Darwin-Lagrangian analysis for the interaction of a point charge and a magnet: Considerations related to the controversy regarding the Aharonov-Bohm and Aharonov-Casher phase shifts. *J. Phys. A:Math. Gen.*, **39**:3455, 2006. <http://www.arxiv.org/abs/physics/0506181v1>.

- [239] T. H. Boyer. The paradoxical forces for the classical electromagnetic lag associated with the Aharonov-Bohm phase shift, 2005. <http://www.arxiv.org/abs/physics/0506180v1>.
- [240] T. H. Boyer. Comment on experiments related to the Aharonov-Bohm phase shift, 2007. <http://www.arxiv.org/abs/0708.3194v1>.
- [241] T. H. Boyer. Unresolved classical electromagnetic aspects of the Aharonov-Bohm phase shift, 2007. <http://www.arxiv.org/abs/0709.0661v1>.
- [242] A. Caprez, B. Barwick, H. Batelaan. A macroscopic test of the Aharonov-Bohm effect, 2007. <http://www.arxiv.org/abs/0708.2428v1>.
- [243] G. Spavieri, G. Cavalleri. Interpretation of the Aharonov-Bohm and the Aharonov-Casher effects in terms of classical electromagnetic fields. *Europhys. Lett.*, **18**:301, 1992.
- [244] J. P. Wesley. Induction produces Aharonov-Bohm effect. *Apeiron*, **5**:73, 1998.
- [245] M. J. Pinheiro. Do Maxwell's equations need a revision? - A methodological note, 2004. <http://arxiv.org/abs/physics/0511103v3>.
- [246] G. C. Hegerfeldt, J. T. Neumann. The Aharonov-Bohm effect: the role of tunneling and associated forces, 2008. <http://www.arxiv.org/abs/arXiv:0801.0799v2>.
- [247] G. Matteucci, D. Iencinella, C. Beeli. The Aharonov-Bohm phase shift and Boyer's critical considerations: New experimental result but still an open subject? *Found. Phys.*, **33**:577, 2003.
- [248] E. G. Cullwick. Electromagnetic momentum and Newton's third law. *Nature*, **170**:425, 1952.
- [249] J. M. Aguirregabiria, A. Hernández, M. Rivas. Linear momentum density in quasistatic electromagnetic systems, 2004. <http://www.arxiv.org/abs/physics/0404139>.
- [250] K. T. McDonald. Cullwick's paradox: Charged particle on the axis of a toroidal magnet. <http://puhep1.princeton.edu/mcdonald/examples/cullwick.pdf>.

- [251] A. K. Das Gupta. Unipolar machines, association of the magnetic field with the field-producing magnet. *Am. J. Phys.*, **31**:428, 1963.
- [252] J. W. Then. Experimental study of the motional electromotive force. *Am. J. Phys.*, 30:411, 1962.
- [253] S. J. Barnett. On electromagnetic induction and relative motion. *Phys. Rev.*, **35**:323, 1912.
- [254] E. H. Kennard. On unipolar induction: Another experiment and its significance as evidence for the existence of the aether. *Phil. Mag.*, **33**:179, 1917.
- [255] A.L. Kholmetskii. One century later: Remarks on the Barnett experiment. *Am. J. Phys.*, **71**:558, 2003.
- [256] M. Wilson, H. A. Wilson. On the electric effect of rotating a magnetic insulator in a magnetic field. *Proc. R. Soc. London, Ser. A*, **89**:99, 1913.
- [257] J. B. Hertzberg, S. R. Bickman, M. T. Hummon, Jr. D. Krause, S. K. Peck, L. R. Hunter. Measurement of the relativistic potential difference across a rotating magnetic dielectric cylinder. *Am. J. Phys.*, **69**:648, 2001.
- [258] K. T. McDonald. The Wilson-Wilson experiment. <http://128.112.100.2/mcdonald/examples/wilson.pdf>.
- [259] G. N. Pellegrini, A. R. Swift. Maxwell's equations in a rotating medium: Is there a problem? *Am. J. Phys.*, **63**:694, 1995.
- [260] A. Einstein, J. Laub. Über die elektromagnetischen Grundgleichungen für bewegte Körper. *Ann. Phys. (Leipzig)*, **26**:532, 1908.
- [261] W. G. V. Rosser. Classical electromagnetism and relativity: A moving magnetic dipole. *Am. J. Phys.*, 61:371, 1993.
- [262] A. Einstein, L. Infeld, B. Hoffmann. The gravitational equations and the problem of motion. *Ann. Math.*, **39**:65, 1938.
- [263] L. Landau, E. Lifshitz. *Course of theoretical physics, Volume 2, Field theory*. Moscow, Nauka, 6th edition (in Russian), 1973.

- [264] B. M. Barker, R. F. O'Connell. Gravitational two-body problem with arbitrary masses, spins, and quadrupole moments. *Phys. Rev. D*, **12**:329, 1975.
- [265] T. Damour, N. Deruelle. General relativistic celestial mechanics of binary systems. I. The post-Newtonian motion. *Ann. Inst. Henri Poincaré A*, **43**:107, 1985.
- [266] S. Weinberg. *Gravitation and cosmology: Principles and applications of the general theory of relativity*. J. Wiley & sons, New York, 1972.
- [267] T. Damour, D. Vokrouhlický. The equivalence principle and the Moon. *Phys. Rev. D*, **53**:4177, 1996.
- [268] K. Nordtvedt. Lunar laser ranging - a comprehensive probe of post-Newtonian gravity, 2003. <http://www.arxiv.org/abs/gr-qc/0301024v1>.
- [269] S. G. Turyshev, J. G. Williams, Jr. K. Nordtvedt, M. Shao, Jr. T. W. Murphy. *35 years of testing relativistic gravity: Where do we go from here?*, strona 311. in *Astrophysics, clocks and fundamental constants*. Lecture Notes in Physics, vol. 648. Springer, Berlin, 2004. <http://www.arxiv.org/abs/gr-qc/0311039v1>.
- [270] T. E. Cranshaw, J. P. Schiffer, A. B. Whitehead. Measurement of the gravitational red shift using the Mössbauer effect in Fe<sup>57</sup>. *Phys. Rev. Lett.*, **4**:163, 1960.
- [271] R. V. Pound, G. A. Rebka Jr. Apparent weight of photons. *Phys. Rev. Lett.*, **4**:337, 1960.
- [272] R. V. Pound, J. L. Snider. Effect of gravity on gamma radiation. *Phys. Rev.*, **140**:B788, 1965.
- [273] J. L. Snider. New measurement of the solar gravitational red shift. *Phys. Rev. Lett.*, **28**:853, 1972.
- [274] T. Katila, K. Riski. Measurement of the interaction between electromagnetic radiation and gravitational field using Zn-67 Mössbauer spectroscopy. *Phys. Lett*, **83A**:51, 1981.



- [275] W. Potzel, C. Schäfer, M. Steiner, H. Karzel, W. Schiessl, M. Peter, G. M. Kalvius, T. Katila, E. Ikonen, P. Helistö, J. Hietaniemi, K. Riski. Gravitational redshift experiments with the high-resolution Mössbauer resonance in  $^{67}\text{Zn}$ . *Hyperfine Interactions*, **72**:195, 1992.
- [276] L. B. Okun, K. G. Selivanov, V. L. Telegdi. On the interpretation of the redshift in a static gravitational field. *Am. J. Phys.*, **68**:115, 2000. <http://www.arxiv.org/abs/physics/9907017v2>.
- [277] J. C. Hafele, R. E. Keating. Around-the-world atomic clocks: Observed relativistic time gains. *Science*, **177**:168, 1972.
- [278] L. Briatore, S. Leschiutta. Evidence for the earth gravitational shift by direct atomic-time-scale comparison. *Nuovo Cim. B*, **37**:219, 1977.
- [279] R. F. C. Vessot, M. W. Levine. A test of the equivalence principle using a space-borne clock. *Gen. Relat. Gravit.*, **10**:181, 1979.
- [280] R. F. C. Vessot, M. W. Levine, E. M. Mattison, E. L. Blomberg, T. E. Hoffman, G. U. Nystrom, B. F. Farrel, R. Decher, P. B. Eby, C. R. Baugher, J. W. Watts, D. L. Teuber, F. D. Wills. Test of relativistic gravitation with a space-borne hydrogen maser. *Phys. Rev. Lett.*, **45**:2081, 1980.
- [281] T. P. Krisher, J. D. Anderson, J. K. Campbell. Test of the gravitational redshift effect at Saturn. *Phys. Rev. Lett.*, **64**:1322, 1990.
- [282] T. P. Krisher, D. D. Morabito, J. D. Anderson. The Galileo solar redshift experiment. *Phys. Rev. Lett.*, **70**:2213, 1993.
- [283] S. Francis, B. Ramsey, S. Stein, J. Leitner, M. Moreau, R. Burns, R. A. Nelson, T. R. Bartholomew, A. Gifford. *Timekeeping and time dissemination in a distributed space-based clock ensemble*. 2002. in Proceedings of the 34<sup>th</sup> Annual Precise Time and Time Interval (PTTI) Systems and Applications Meeting, Reston, Virginia, USA (3 - 5 December 2002) [tycho.usno.navy.mil/ptti/ptti2002/paper20.pdf](http://tycho.usno.navy.mil/ptti/ptti2002/paper20.pdf).
- [284] M. Demiański. Current status of the frame dragging experiments. *Acta Phys. Polonica B, Proc. Suppl.*, **1**:133, 2008.

- [285] L. Iorio. On some gravitomagnetic spin-spin effects for astronomical bodies, 2002. <http://arxiv.org/abs/gr-qc/0207005v2>.
- [286] R. F. O'Connell. Present status of the theory of the relativity-gyroscope experiment. *Gen. Relat. Gravit.*, **3**:123, 1972.
- [287] A. Friedman. Nonstandard extension of quantum logic and Dirac's bra-ket formalism of quantum mechanics. *Int. J. Theor. Phys.*, **33**:307, 1994.
- [288] L. Fonda, G. C. Ghirardi, A. Rimini. Decay theory of unstable quantum systems. *Rep. Prog. Phys.*, **41**:587, 1978.
- [289] I. M. Livshitz. *JETP*, **11**:1017, 1947.
- [290] L. A. Khalfin. Quantum theory of unstable particles and relativity, 1997. Preprint of Steklov Mathematical Institute, St. Petersburg Department, PDMI-6/1997 <http://www.pdmi.ras.ru/preprint/1997/97-06.html>.
- [291] M. I. Shirokov. Decay law of moving unstable particle. *Int. J. Theor. Phys.*, **43**:1541, 2004.
- [292] M. I. Shirokov. Evolution in time of moving unstable systems. *Concepts of Physics*, **3**:193, 2006. <http://www.arxiv.org/abs/quant-ph/0508087>.
- [293] J. Bailey, K. Borer, F. Combley, H. Drumm, F. Kreinen, F. Lange, E. Picasso, W. von Ruden, F. J. M. Farley, J. H. Field, W. Flegel, P. M. Hattersley. Measurements of relativistic time dilatation for positive and negative muons in a circular orbit. *Nature*, **268**:301, 1977.
- [294] F. J. M. Farley. The CERN (g-2) measurements. *Z. Phys. C*, **56**:S88, 1992.
- [295] R. Polishchuk. Derivation of the Lorentz transformations. <http://www.arxiv.org/abs/physics/0110076>.
- [296] I. S. Gradshteyn, I. M. Ryzhik. *Tables of Integrals, Series, and Products*. Academic Press, San Diego, 2000.
- [297] G. H. Weiss, A. A. Maradudin. The Baker-Hausdorff formula and a problem in crystal physics. *J. Math. Phys.*, **3**:771, 1962.

- [298] W. Rudin. *Functional Analysis*. McGraw-Hill, New York, 1991.
- [299] W. Y. Hsiang. *Lectures on Lie Groups*. World Scientific, Singapore, 2000.
- [300] J. von Neumann. Die Eindeutigkeit der Schrödingerschen Operationen. *Math. Ann.*, **104**:570, 1931.
- [301] M. E. Rose. *Elementary theory of angular momentum*. John Wiley & Sons, New York, 1957.
- [302] A. Einstein. *Relativity: The Special and General Theory*. Methuen and Co, 1920.
- [303] B. Rossi, D. B. Hall. Variation of the rate of decay of mesotron with momentum. *Phys. Rev.*, **59**:223, 1941.
- [304] D. S. Ayres, A. M. Cormack, A. J. Greenberg, R. W. Kenney, D. O. Cladwell, V. B. Elings, W. P. Hesse, R. J. Morrison. Measurements of the lifetime of positive and negative pions. *Phys. Rev. D.*, **3**:1051, 1971.
- [305] C. E. Roos, J. Marraffino, S. Reucroft, J. Waters, M. S. Webster, E. G. H. Williams, A. Manz, R. Settles, G. Wolf.  $\Sigma^\pm$  lifetimes and longitudinal acceleration. *Nature*, **286**:244, 1980.

# Index

- $<$ , 42
- $[\dots, \dots]$ , 575
- $[\dots, \dots]_P$ , 166
- $\circ$ , 251
- $\div$ , 300
- $\leftrightarrow$ , 59
- $\leq$ , 42
- $\perp$ , 44
- $\underbrace{expr}$ , 223
- $\overline{expr}$ , 223
- $\vee$ , 44
- $\wedge$ , 43
- $\{\dots, \dots\}$ , 237
- 2-particle potential, 204, 206, 207, 265, 266
- 3-particle potential, 204, 206
- 3-vector, 14, 95, 111, 559, 617, 619, 681
- 4-scalar, 111, 633
- 4-square, 111, 112, 114
- 4-vector, 24, 111, 619, 633
- Abelian group, 546, 547
- aberration, 174, 175
- acceleration, xxx, 351, 391, 434
- action integral, 171, 456, 462
- active rotation, 559, 566
- active transformation, 559
- addition of interactions, 206, 207
- additivity of charges, 430
- adiabatic switching, 260, 285, 287
- adjoint field, 638
- adjoint operator, 590, 591
- Aharonov-Bohm effect, 455
- algebraic quantum field theory, 370
- angular momentum, 108, 109, 115, 121, 193
- annihilation, 351, 363, 367
- annihilation operator, 236, 237, 239, 240, 245, 271
- anticommutator, 257
- antilinear functional, 584
- antilinear operator, 594
- antisymmetric tensor, 18, 95, 96, 578
- antisymmetric wave function, 188
- antiunitary operator, 86, 594
- assertion, xxx, 34
- associativity, 6, 43, 44, 95, 545, 547, 548, 569, 576
- atom, xxix, 48, 54, 57, 63, 336, 362
- atomic lattice, 48
- atomic proposition, 48, 57
- bare particle, xxii, 331, 333, 334, 354, 366
- Barnett experiment, 467
- baryon number, 247, 253
- basic observables, 108
- basis, 8, 549, 550, 557, 571, 582, 595, 599
- Biot-Savart force law, 437, 447

- Birman-Kato invariance principle, 229
- Boolean lattice, 63
- Boolean logic, 49, 50, 64
- boost, xxxi, 7
- boost operator, 94, 104, 108, 124
- bosonic operator, 250
- bosons, 188
- bound states, 211
- bra vector, 583
- bra-ket formalism, 583
- Breit potential, 355
- Breit-Wigner distribution, 523
- bremsstrahlung, 351
- Brewster angle, 422
  
- camera obscura, 26, 74
- canonical form of operator, 125
- Casimir operator, 110, 614
- cause, 630
- center of a lattice, 63
- central charges, 94
- characteristic function, 57
- charge conservation law, 248
- charge renormalization, 322
- circular frequency, 32
- classical logic, 50, 52
- classical mixed state, 59
- closed subspace, 581
- cluster, 202
- cluster separability, 202, 268
- coefficient function, 250
- commutation relations, 239
- commutativity, 43, 44
- commutator, 575, 592
- compatibility, 59
- compatible propositions, 59
- compatible subspaces, 607
- complete inner product space, 581
- composition invariance, 430
- composition of transformations, 6
- compound system, xxviii
- Compton scattering, 32, 276
- conjugate field, 638
- connected diagram, 279, 285
- connected operator, 285
- conservation law, 247
- conservative force, 464
- conserved observable, 247
- conserved quantities, 109
- contact interaction, 361
- continuity equation, 295
- continuous spectrum, xxx
- contraposition, 46
- coordinates, 558
- Copenhagen interpretation, 76
- corpuscular theory, 26
- Coulomb gauge, 296
- Coulomb potential, 278, 361
- counterterm, 310
- coupling constant, 269
- cover, 48
- creation operator, 235, 237, 239, 240, 245, 271
- cross product, 564
- Cullwick paradox, 457
- current density, 293
- cutoff, 325
  
- Darwin Hamiltonian, 431
- Darwin potential, 361
- Darwin-Breit potential, 361
- de Sitter group, 412
- de Sitter precession, 498
- decay law, 502, 634
- decay potential, 253
- decay products, 502

- decomposition of unity, 68, 604
- degenerate eigenvalue, 609
- delta function, 551
- density matrix, 69
- density of photons, 241
- density operator, 69
- determinism, 34
- diagonal matrix, 589
- diagram, 271
- diffraction, 27
- dimension, 550
- Dirac equation, 650, 651
- Dirac field, 637
- direct product, 545
- direct sum, 603, 614
- disconnected diagram, 279
- discrete spectrum, xxx
- disjoint propositions, 46
- distance, 581
- distributive laws, 50
- distributivity postulate, 39
- Doppler effect, 173, 406
- dot product, 557
- double negation, 45
- double-valued representation, 103
- dressed particle, 333, 337, 354
- dressed particle Hamiltonian, 341
- dressing transformation, 341
- dual Hilbert space, 185, 583
- dual vector, 584
- duality, 556
- dynamical inertial transformation, 192, 534
- dynamics, xxxii, 89
- effect, 630
- effective field theory, 540
- eigenstate, 67
- eigensubspace, 67, 609
- eigenvalue, 67, 599
- eigenvector, 67, 599
- Einstein-Infeld-Hoffmann Hamiltonian, 475
- elastic potential, 350
- electric charge, 248
- electric field, 464
- electron, 137
- elementary particle, 135
- energy, 108
- energy function, 251
- energy shell, 252
- energy-momentum 4-vector, 112, 141
- ensemble, 33
- entangled states, 187
- ether, 453
- evanescent wave, 422
- event, 384, 388
- expectation value, 72
- experiment, 33
- Faraday's law of induction, 465
- fermions, 188
- fine structure, 363
- first Newton's law, 434
- Fock space, 231, 503
- force, 391, 433
- forms of dynamics, 193
- frame dragging, 499
- front form, 193
- frustrated total internal reflection, 422
- Galilei group, 8
- Galilei Lie algebra, 10
- gamma matrices, 625
- general theory of relativity, 491
- generator, 92, 570, 574

- geodetic precession, 498
- Gleason theorem, 69
- GR, 473
- gravitational mass, 485
- group, 545
- group inversion table, 546
- group manifold, 573
- group multiplication table, 546
- group product, 545
- gyromagnetic ratio, 428
  
- Haag's theorem, 373
- Hamilton equations of motion, 168
- Hamiltonian, 108
- Heisenberg equation, 104
- Heisenberg Lie algebra, 137, 196, 615
- Heisenberg picture, 89
- Heisenberg uncertainty relation, 162
- helicity, 178
- Hermitian conjugation, 590
- Hermitian operator, 593
- hidden momentum, 458
- Hilbert space, 581
- homomorphism, 547
- homopolar generator, 465
- homotopy class, 101
- hydrogen atom, xxx, 212
- hyperfine structure, 363
  
- identity matrix, 589
- identity transformation, 6
- image forces, 434
- implication, 42
- improper state, 147
- incompatible observables, 36
- index of potential, 250
- induced representation method, 146
- inelastic potential, 350
  
- inertial frame of reference, xxx
- inertial mass, 485
- inertial observer, xxx
- inertial transformations of observables, xxxii, 104
- inertial transformations of observers, xxxi
- infinitesimal rotation, 570
- infinitesimal transformation, 574
- infrared divergences, 270
- inhomogeneous Lorentz group, 16
- inner product, 581
- instant form, 193
- interacting quantum fields, 374
- interacting representation, 191
- interaction, 183
- interaction carrier, 415
- interference, 28, 452
- internal line, 273
- interval, 632
- intrinsic angular momentum, 121
- intrinsic properties, 110
- invariant tensor, 563
- inverse element, 546
- inverse matrix, 592
- inverse operator, 591
- irreducible lattice, 63
- irreducible representation, 136, 614
- isolated system, xxviii
- isomorphism, 547
  
- join, 44
  
- Kennedy-Thorndike experiment, 406
- ket vector, 583
- kinematical inertial transformation, 192, 534
- kinetic energy, 361

- Kronecker delta symbol, 560, 563
- laboratory, xxx
- Lamb shift, 352
- Lamb shifts, 363
- lattice, 44
- lattice irreducible, 63
- lattice reducible, 63
- law of addition of velocities, 110
- Lense-Thirring effect, 499
- lepton number, 247
- less than, 42
- less than or equal to, 42
- Levi-Civita symbol, 563
- Lie algebra, 577
- Lie bracket, 577
- Lie group, 573
- Lienard-Wiechert potentials, 450
- lifetime, 525
- light absorption, 365
- light deflection, 483
- line external, 271
- line in diagram, 271
- linear functional, 583
- linear independence, 549
- linear subspace, 550
- little group, 146
- logic, 38
- loop, 275, 287
- loop momentum, 275
- Lorentz group, 22, 621
- Lorentz transformations, 105, 130, 388, 398, 403, 629
- Møller wave operator, 229
- manifest covariance, 407, 633
- mapping, 545
- mapping bijective, 545
- mapping one-to-one, 545
- mapping onto, 545
- mass, 111, 506
- mass distribution, 514
- mass hyperboloid, 143
- mass operator, 112
- mass renormalization, 311
- matrix, 588
- matrix element, 586
- maximum proposition, 41
- measurement, xxvii–xxix, xxxi, xxxii, 33–35, 37, 39, 40, 76, 77
- measuring apparatus, xxvii–xxxi, 41, 76, 78, 84, 87, 107
- meet, 43
- metric tensor, 620
- Michelson-Morley experiment, 406
- minimum proposition, 41
- Minkowski space-time, 632
- mixed product, 565
- mixed state, 35, 70
- momentum, 108
- muon, 136
- neutron, 136
- Newton-Wigner position operator, 119
- non-conservative force, 464
- non-contradiction, 45, 46
- non-decay probability, 502
- non-interacting representation, 191, 234, 506
- non-relativistic Hamiltonian dynamics, 192
- normal order, 249
- observable, xxvii
- observer, xxx
- one-parameter subgroup, 569



- operator, 586
- operator of mass, 112
- operator of time, 410
- operator unphys, 254
- orbital angular momentum, 121
- origin, 557
- orthocomplement, 44
- orthocomplemented lattice, 46
- orthogonal complement, 603
- orthogonal matrix, 561
- orthogonal subspace, 603
- orthogonal subspaces, 603
- orthogonal vectors, 557, 582
- orthomodular lattice, 63
- orthomodularity, 63
- orthomodularity postulate, 39
- orthonormal basis, 557, 582, 599
- oscillation potential, 253
  
- pair conversion, 351
- pair creation, 351
- pairing, 273
- partial ordering, 42
- partially ordered set, 42
- particle, xxviii
- particle dressed, 337
- particle observables, 237
- particle operators, 237
- particle-wave duality, 32
- passive transformation, 559
- Pauli exclusion principle, 189, 236
- Pauli matrices, 617
- Pauli-Lubanski operator, 112
- perturbation order, 269
- phase space, 35, 52, 54, 57
- phonon, 370
- photon, 31, 181
- phys operator, 254
  
- physical equivalence, 226
- physical particle, 333
- physical system, xxvii
- pion, 136
- Piron theorem, 64
- Planck constant, 108
- Poincaré group, 21
- Poincaré invariance, 407
- Poincaré Lie algebra, 21
- Poincaré stress, 449
- point form, 193
- Poisson bracket, 166
- polaron, 370
- position operator, 115, 119
- position-time 4-vector, 619
- postulate, xxx
- potential, 250
- potential boost, 194
- potential Coulomb, 278, 361
- potential energy, 194
- potential energy density, 292
- potential spin-orbit, 362
- potential spin-spin, 362
- power of operator, 126
- preparation device, xxvii, xxx, 25, 84, 87, 89, 90, 107
- primary term, 126
- principle of equivalence, 491
- principle of relativity, 3, 5
- probability density, 35, 58, 523
- probability measure, 40, 68
- product of transformations, 6
- projection operator, 604
- projective representation, 91
- proposition, 39
- proposition-valued measure, 66
- propositional system, 40
- propositional system quantum, 63

- pseudo-Euclidean metric, 632
- pseudoorthogonal matrix, 622
- pseudoscalar, 16, 113
- pseudoscalar product, 620
- pseudotensor, 16
- pseudovector, 15
- pure classical state, 35
- pure quantum state, 70
  
- QED, xix, 232
- QFT, xix
- quantization, 166
- quantum electrodynamics, 232, 289
- quantum field, 290
- quantum field theory, 289
- quantum logic, 38, 59, 63
- quantum mechanics, 25
- quantum theory of gravity, 476
- quasiclassical state, 161
- quaternions, 65
  
- radiation reaction, 351
- radiative corrections, 323
- range, 604
- rank, 563
- rank of a lattice, 63
- rapidity, 21
- ray, 63, 70, 86, 550
- realistic interpretation, 77
- red shift, 412, 490
- reducible lattice, 63
- reducible representation, 136, 614
- reflectivity, 42
- refraction index, 424
- regular operator, 251
- regularization, 307
- relative momentum, 196
- relative position, 196
  
- relativistic Hamiltonian dynamics, 191
- relativistic quantum dynamics, xxii, xxiv, xxx, 332, 351–353, 355, 367, 375, 384, 417–419, 540, 541
- renorm potential, 253
- renormalizable theory, 326
- renormalization, 310
- representation interacting, 191
- representation non-interacting, 191
- representation of group, 613
- representation of Lie algebra, 614
- representations of rotation group, 616
- resonance, 525
- rest mass energy, 112
- Riemann-Lebesgue lemma, 554
- right-handed coordinate system, 557
- RQD, xxii
- Rydberg states, 336
  
- S-matrix, 221
- S-operator, 219
- scalar, 547, 559
- scattering equivalence, 225
- scattering phase operator, 224
- scattering states, 260
- Schrödinger picture, 89
- second Newton's law, 434
- secondary term, 126
- sector, 232
- self-adjoint operator, 593
- Shapiro time delay, 484
- simply connected space, 101
- simultaneous measurability, 34
- simultaneous measurability of observables, 34
- single-valued representation, 103
- smooth operator, 285

- smooth potential, 204, 268, 285
- soft photons, 270
- span, 550
- special relativity, 408, 629
- spectral projection, 67, 609
- spectral theorem, 599
- spectrum of observable, xxx
- speed of light, 484
- spin, 111, 121, 138
- spin operator, 115
- spin precession, 498
- spin-orbit potential, 362
- spin-spin potential, 362
- spin-statistics theorem, 189
- spontaneous light emission, 365
- standard momentum, 146, 176, 654
- state, xxvii, xxix
- state improper, 147
- state mixed, 70
- state pure quantum, 70
- state quasiclassical, 161
- statement, xxx
- stationary Schrödinger equation, 211, 363
- statistical interpretation, 78
- structure constants, 94, 576
- subalgebra, 580
- subgroup, 546
- sublattice, 67
- symmetric wave function, 188
- symmetry, 42
- tensor, 563
- tensor product, 185, 190, 585
- tertiary term, 126
- third Newton's law, 433
- time dependent Schrödinger equation, 216
- time dilation, 490, 533, 633
- time evolution, xxxii
- time evolution operator, 216
- time-dependent Schrödinger equation, 160, 169
- total internal reflection, 422
- total observables, 108
- trace, 592
- trajectory, 35, 164
- transitivity, 42
- transposed matrix, 559
- transposed vector, 558
- transposition, 590
- trivial representation, 613
- Trouton-Noble paradox, 453
- true vector, 15
- truth function, 50
- truth table, 51
- ultraviolet divergences, 287
- unimodular vector, 582
- unit element, 545
- unitary equivalent representations, 613
- unitary operator, 593
- unitary representation, 613
- universality of free fall, 478, 484, 485
- unphys operator, 254
- vacuum subspace, 233
- vacuum vector, 233
- vector, 547, 557
- vector components, 550
- velocity, 131
- vertex, 271
- virtual particle, 333
- wave function, 71, 76
- wave function antisymmetric, 188

- wave function in the momentum representation, 147
- wave function in the position representation, 152
- wave function symmetric, 188
- wave packet, 161
- Wigner angle, 145, 180
- Wigner theorem, 86
- Wilson-Wilson experiment, 468
  
- zero vector, 547