

Gas Purity effect on GEM Performance in He and Ne at Low Temperatures

R. Galea*, J. Dodd, Y. Ju, M. Leltchouk, W. Willis: Nevis Laboratories, Columbia University, Irvington, NY 10533, USA

P. Rehak, V. Tcherniatine: Brookhaven National Laboratory, Upton, NY 11973, USA

A. Buzulutskov, D. Pavlyuchenko: Budker Institute for Nuclear Physics, Novosibirsk 630090, Russia

Abstract—The performance of Gas Electron Multipliers (GEMs) in gaseous He, Ne, He+H₂ and Ne+H₂ was studied at temperatures in the range of 3-293 K. This paper reports on previously published measurements and additional studies on the effects of the purity of the gases in which the GEM performance is evaluated. In He, at temperatures between 77 and 293 K, triple-GEM structures operate at rather high gains, exceeding 1000. There is an indication that this high gain is achieved through the Penning effect as a result of impurities in the gas. At lower temperatures the gain-voltage characteristics are significantly modified probably due to the freeze-out of these impurities. Double-GEM and single-GEM structures can operate down to 3 K at gains reaching only several tens at a gas density of about 0.5 g/l; at higher densities the maximum gain drops further. In Ne, the maximum gain also drops at cryogenic temperatures. The gain drop in Ne at low temperatures can be re-established in Penning mixtures of Ne+H₂: very high gains, exceeding 10⁴, have been obtained in these mixtures at 30-77 K, at a density of 9.2 g/l which corresponds to saturated Ne vapor density at 27 K. The addition of small amounts of H₂ in He also re-establishes large GEM gains above 30 K but no gain was observed in He+H₂ at 4 K and a density of 1.7 g/l (corresponding to roughly one-tenth of the saturated vapor density). These studies are, in part, being pursued in the development of two-phase He and Ne detectors for solar neutrino detection.

Index Terms—Gas Electron Multiplier, Cryogenic Noble gases, Penning mixtures, electron bubble, Helium, Neon

I. INTRODUCTION

THE motivation for studying the performance of Gas Electron Multipliers (GEMs) at cryogenic temperatures stems from the eBubble project [1], which aims to develop a low energy solar neutrino detector. The eBubble detector is currently envisioned as a two-phase detector which should operate in those liquids which allow the formation of electron bubbles [2].

The eBubble detector is a Time Projection Chamber-like (TPC) tracking detector. The expected signal from low energy solar neutrino interactions comes the measurement of ionization of elastically scattered target electrons. The ionization signals are expected to be small and hence the signal needs to be amplified in the saturated vapor above the liquid phase. GEMs can operate in noble gases at high gain [3] and cryogenic temperature [4] and therefore are naturally of interest. Other applications for this detector include but are not limited to WIMP detection [5] and Positron Emission Tomography [6].

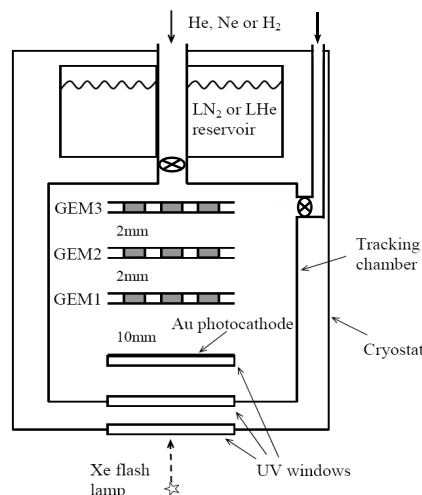


Fig. 1. Schematic view of the experimental setup used to study GEM performance at low temperatures (not to scale).

II. EXPERIMENTAL SETUP

The experimental setup used in these studies was developed at Columbia University Nevis Laboratories and at Brookhaven National Laboratory. Figure 1 illustrates the basic components of the setup. Three GEM foils and a photocathode were mounted in the tracking chamber. The chamber was connected to a support tube which was in direct contact with a cryogenic liquid reservoir. This tube also served as one port through which the gas could be filled into the chamber. A second method of filling the chamber was used which sealed the central line and rather filled through a tube which passed through the vacuum region isolated from the reservoir.

The eBubble chamber is a double walled vessel. Two copper cooling loops for the cryogen vapor-cooling circuits are soldered on the flanges of the chamber. A needle valve in the cryostat is used to supply and control the flow rate from the reservoir to the cooling circuits. Measurements at temperatures between 77-293 K were performed by filling the reservoir with liquid nitrogen and measurements at temperatures down to 2 K were performed with liquid helium in the reservoir.

*Corresponding author galea@nevis.columbia.edu.

The chamber was initially filled with He, Ne and/or H₂ taken directly from gas bottles with 99.999% quoted purities. The data from this gas supply will be henceforth referred to as “pure” gas. The gas could also be purified further by passing the gas through an Oxisorb¹ filter followed by a getter. The additional purification system² is presumed to reduce the level of impurities to 1 ppb. Data from this further purified gas will be henceforth referred to as “ultrapure” for clarity.

The photocathode was composed of a semitransparent gold film deposited on a quartz substrate. A UV window at the bottom allowed the transmission of light from a high-powered Xe flash lamp to the photocathode.

The GEMs were produced at CERN and had the following parameters: 50 μm thick kapton, 70 and 55 μm hole diameter on the copper and kapton respectively, and a 140 μm hole pitch. The active area of the GEMs was $28 \times 28 \text{ mm}^2$. The GEM foils were mounted on G10 frames with an inter-GEM separation of 2 mm. The distance between the photocathode and the first GEM was 10 mm.

The GEM electrodes were biased through a resistive high voltage divider placed outside the cryostat. It was comprised of three identical circuits connected in parallel and ensured an equal voltage drop across the GEMs and the gaps between them.

The “calibration” signal was induced by electrons arriving at the first electrode of the first GEM from the photocathode, i.e. before avalanche amplification. Both avalanche and calibration signals were read out using a charge-sensitive preamplifier followed by a linear amplifier. The gain is defined as the pulse-height of the avalanche signal at the last GEM divided by that of the calibration signal, at a shaping time of 10 μs . The drift field was $\sim 1 \text{ kV/cm}$.

III. FIRST MEASUREMENTS OF GEM GAIN AT LOW TEMPERATURES

Initial measurements were performed and published [7] in the setup described in section II. The measurements in [7] were made with gas directly taken from gas bottles with 99.999% quoted purity and filled through the central tube.

The performance of GEMs in gaseous He, Ne and mixtures of Ne and H₂ was studied in the temperature range of 2.6–293 K. Above 77 K in He, the triple-GEM structures can operate at high gains exceeding 1000. The transition from LN₂ to LHe temperatures is characterized by an increase in the operating voltage and a dramatic decrease of the maximum gain. Double and single-GEM structures functioned at 2.6 K and a density of 0.5 g/l at a gain of order 10. At higher densities the gain drops further. At a density of 1.6 g/l at 2.6 K, the maximum gain observed in the double-GEM is about 5. This corresponds to a gas density about an order of magnitude less than saturated vapor density at 4.2 K. At lower temperatures the slope of the gain-voltage curve also decreased which indicated a change in the avalanche mechanism.

¹Oxisorb is a trademark of Messer Greisheim GmbH.

²The additional purification system consisted of a SAES MonoTorr heated rare gas purifier. An input flow rate of 5 slpm was used which reduced the inlet N₂ impurity level to less than 1 ppb. For further purity performance specifications see <http://www.puregastechnologies.com/ps4.htm>.

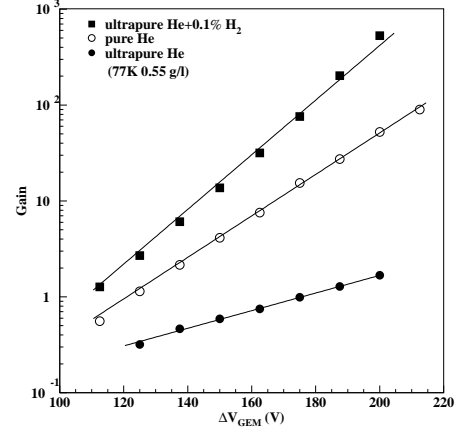


Fig. 2. Gain-voltage characteristics of the double-GEM in pure and ultrapure He and He+0.1% H₂ at 77 K and a density of 0.55 g/l.

In Ne a similar effect was observed. However, in Ne the drop in gain could be compensated for and even enhanced by the addition of a small fraction, $\sim 0.1\%$ of H₂. Very high gains, 10^4 , were obtained at 55 K and a density of 9.2 g/l which corresponds to the saturated vapor density of Ne at 27 K.

One possible explanation for the observed suppression of the GEM gain at low temperatures was the likelihood that the gain above 77 K was a result of Penning ionization of impurities which freeze out as the temperature is lowered to order of 4 K.

IV. GEM PERFORMANCE IN HELIUM

In order to test the impurity hypothesis, subsequent runs were performed with additional purification of the gas source as described in section II. Figure 2 shows the gain-voltage characteristics for a double-GEM structure at 77 K and a density of 0.55 g/l. There is a clear suppression of the gain in the ultrapure He as compared to the previous data taken with pure gas directly from the gas bottle. Also shown is the effect of the addition of 0.1% of H₂ which not only restores the large gain but enhances it further.

As the temperature is decreased to liquid helium temperatures the high gain attained at 77 K in the He+H₂ mixture is lost. This is illustrated in Fig. 3, which shows the single-GEM performance at a density of 1.7 g/l. The increased density and the decreased effect of other mechanisms, such as associative ionization which is presumed to decrease with temperature [7], could both contribute to the loss in gain. However, at 4.4 K the H₂ vapor pressure is negligible and hence any enhanced gain from Penning ionization is lost at low temperatures.

V. GEM PERFORMANCE IN NEON

The effect of purifying the source Ne gas on the GEM gain is the same as in the case with He. Figure 4 shows a comparison between pure and ultrapure Ne gas data. As in the case between pure and ultrapure He, the ultrapure Ne gas shows much lower gain, in a triple-GEM, than the pure Ne

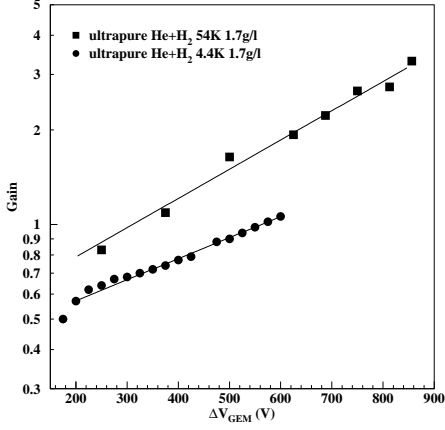


Fig. 3. Gain-voltage characteristics of the single-GEM in He+H₂ at a density of 1.7 g/l at 54 K and 4.4 K.

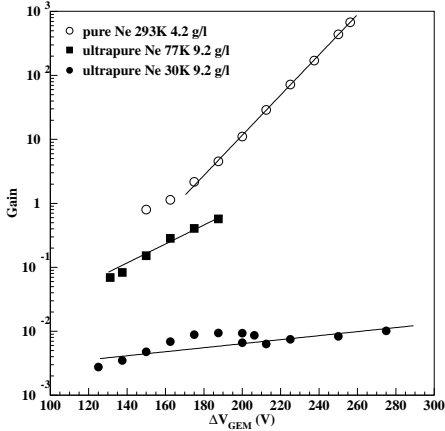


Fig. 4. Gain-voltage characteristics of the triple-GEM in Ne at 77 K and 30 K and a density of 9.2 g/l.

gas above 77 K. In addition, there is a further reduction in the signal between the 77 K and 30 K data which is not understood.

At low temperatures the problem of the gain drop is solved by the addition of a small amount of H₂. Very high gains, 10⁴, are observed (see Fig. 5) at 30 K and a density of 9.2 g/l, which corresponds to the saturated Ne vapor density at 27 K. The gas mixture for all the data shown in Fig. 5 was filled into the chamber at 77 K and kept for all the measurements. Gain curve increases with decreasing temperature. One possible explanation for this is that the Ne vapor pressure is falling faster than that of the H₂ resulting in a different concentration of H₂ at the various temperature points. Another and more likely explanation is that there is a change in the concentration of H₂ as a result of stratification that can occur due to the temperature gradient in the filling tube.

Nonetheless, the observation of high gain in a triple-GEM at saturated density makes the Ne+H₂ mixture a viable option for the eBubble two-phase detector.

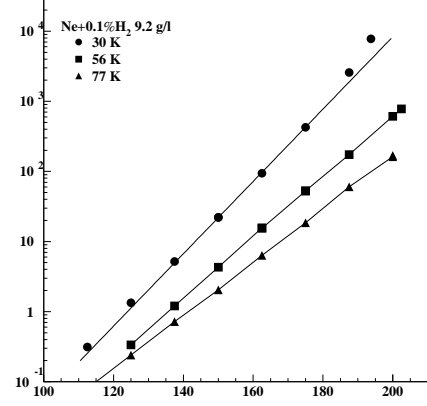


Fig. 5. Gain-voltage characteristics of the triple-GEM in ultrapure Ne+0.1% H₂ at 30, 56 and 77 K at a density of 9.2 g/l.

VI. DISCUSSION

The aim of these studies was to investigate the performance of GEMs in ultrapure He and Ne gases at low temperatures and high densities. These are the conditions required by an application to detect low energy solar neutrinos [1].

Previously published measurements had shown high gains in GEMs operated in He above 62 K [7], which decreased as the temperature was lowered. Further measurements, presented in Fig. 2, show that with further purification of the He a significant reduction in the gain at 77 K occurs. This confirms the conclusion in [7] that the gain observed above 62 K is due to Penning ionization of impurities in the He. The addition of a controlled impurity, namely H₂, restored and further enhanced the gain at 77 K and $\rho = 0.55$ g/l above the aforementioned measurements.

Figure 3 further supported the supposition that the gain at high temperatures was a result of Penning ionization on impurities. At 4 K in a He+H₂ mixture, there was no gain since the vapor pressure of the H₂ is negligible at this temperature. Some is observed at 54 K, where the H₂ impurity affects the avalanche gain.

At 30 K and a density $\rho = 9.2$ g/l, gains of order 10⁴ were achieved in an ultrapure Ne+H₂ mixture. Higher gains were observed (see Fig. 5) in the same gas mixture with decreasing temperature. This was most likely due to a change in the H₂ fraction in the mixture. The H₂ concentration can change as a result of stratification that can occur due to the temperature gradient in the filling tube, or because the relative vapor pressure of Ne was falling faster than that of the H₂ at lower temperatures.

The measurements presented in this paper indicate that impurities play a significant role in GEM gains in He and Ne at temperatures above 30 K. This conclusion is supported further by Fig. 6 and Fig. 7 which show the ionization coefficients estimated from these measurements according to the prescription in [8]. Figure 6 shows that the ionization coefficients derived from the ultrapure He data lie close to the measurements taken from literature, where the primary mechanism for avalanche

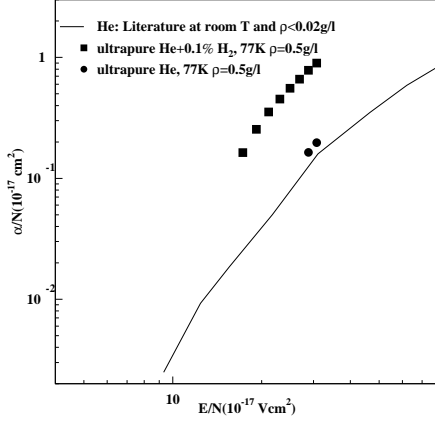


Fig. 6. Reduced ionization coefficients as a function of the reduced electric field in He and He+H₂. The data are compared to those taken from [9]. The values are calculated from double-GEM data.

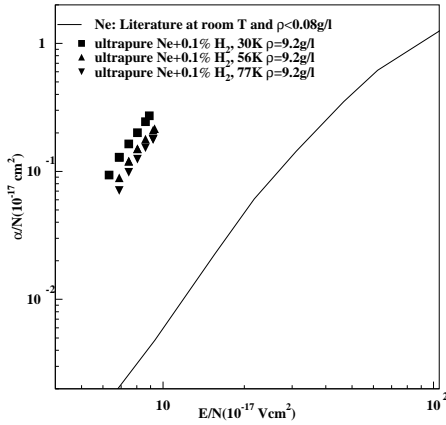


Fig. 7. Reduced ionization coefficients as a function of the reduced electric field in Ne+H₂. The data are compared to those taken from the [10]. The values are calculated from the triple-GEM data.

gain is attributed to electron impact ionization. All other data points, derived from He+H₂ and Ne+H₂ mixtures, show enhanced ionization coefficients indicating that the additional gain is due to Penning ionization on the H₂ impurities.

VII. CONCLUSION

The effect of gas purity on the performance of GEMs in He and Ne was studied at low temperatures. When the gas supply was taken directly from gas bottles with 99.999% quoted purities, large gains were observed above 77 K. The gain drops significantly at lower temperatures which is predominantly due to the freezing out of impurities and hence the suppression of Penning ionization of impurities. The gain was observed to decrease dramatically even at high temperatures after further purification of the gas supply, by additional filtering through Oxisorb and a getter.

High gains were restored for Ne through the addition of a small amount of H₂. This gain persisted at levels on the order of 10⁴ at 30 K and a density which corresponds to saturated

vapor density at 27 K. This makes the use of GEMs as a method of amplification of low-energy solar neutrino signals in liquid neon an attractive and viable option for the eBubble detector.

ACKNOWLEDGMENT

This work was supported by NSF grants PHY00-98826 and PHY05-00492. Additional support for A.Buzulutskov was provided by a CRDF grant RP1-2550.

REFERENCES

- [1] J. Dodd, M. Leltchouk, V. Radeka, P. Rehak, V. Tcherniatine, W. J. Willis, The Nevis Laboratories Summer 2000 Education Workshop, BNL and Columbia University (Nevis Laboratories), 2000, unpublished. See also <http://www.nevis.columbia.edu/~ebubble/>.
- [2] Y. Sakai, H. Bottcher, W. F. Schmidt, "Excess electrons in liquid hydrogen, liquid neon, and liquid helium", J. Electrostat. 12 (1981) 89.
- [3] A. Buzulutskov, A. Breskin, R. Chechik, G. Garty, F. Sauli, L. Shekhtman, "The GEM photomultiplier operated with noble gas mixtures", Nucl. Instr. and Meth. A 443 (2000) 164.
- [4] A. Bondar, A. Buzulutskov, L. Shekhtman, R. Snopkov, Y. Tikhonov, "Cryogenic avalanche detectors based on gas electron multipliers", Nucl. Instr. and Meth. A 524 (2004) 130.
- [5] D. Y. Akimov, "Experimental methods for particle dark matter detection", Instr. Exp. Tech. 44 (2001) 575, and references therein.
- [6] V. Chepel, M.I. Lopes, J. van der Marel, P. Crespo, Dinis Santos, L. Janeiro, V. Solovov, R. Ferreira Marques, A.J.P.L. Policarpo, IEEE Trans. Nucl. Sci. 46 (1999) 1038.
- [7] A. Buzulutskov, J. Dodd, R. Galea, Y. Ju, M. Leltchouk, P. Rehak, V.Tcherniatine, W.J. Willis, A. Bondar, D. Pavlyuchenko, R. Snopkov, Y.Tikhonov, "GEM operation in helium and neon at low temperatures", Nucl. Instr. and Meth. A 548 (2005) 487.
- [8] A. Buzulutskov, "Physics of multi-GEM structures", Nucl. Instr. and Meth. A 494 (2002) 148.
- [9] L. M. Chanin, G. D. Rork, "Experimental Determinations of the First Townsend Ionization Coefficient in Helium", Phys. Rev. 133 (1964) A1005.
- [10] L. M. Chanin, G. D. Rork, "Measurements of the First Townsend Ionization Coefficient in Neon and Hydrogen", Phys. Rev. 132 (1963) 2547.