

# Totally secure classical networks with multipoint telecloning (teleportation) of classical bits through loops with Johnson-like noise<sup>1</sup>

L. B. KISH

Department of Electrical Engineering, Texas A&M University, College Station, TX 77843-3128, USA

(Versions: March 5, March 7, March 8, March 9, 2006)

First, we show a new inexpensive defense against intruders and the man-in-the-middle attack in the Kirchhoff's-loop-Johnson-like-noise (KLJN) cipher. Then instead of point-to-point communication, we propose a high efficiency, secure network. The (in the idealistic case totally secure) classical network is based on an improved version of the KLJN cipher. The network consists of two parallel networks: i) a chain-like network of securely communicating, electrically isolated Kirchhoff-loops with Johnson-like noise and driven by a specific switching process of the resistances; ii) and a regular non-secure data network with a Coordinator-server. If the classical network is fast enough, each communicator in the network can teleclone the single bits from all the other communicators within two clock periods, with 100% fidelity. That means that the chain-like network of  $N$  communicators can generate and share an  $N$  bit long secret key *within two clock periods* of the ciphers and that implies a significant speed-up compared to point-to-point key exchanges used by quantum communication or RSA-like key exchange methods. This is a teleportation-type multiple telecloning of the classical information bit because the information transfer can take place without the actual presence of the information bit at the intermediate points of the network. At the point of the telecloning, the clone is created by the product of a bit coming from the regular network and a secure bit from the local KLJN ciphers. For large distances, the secure information component may seem to propagate with velocities greater than the velocity of light (because it is not really propagating but locally generated) however the propagation velocity of the physical information bit is limited by the velocity of public bits in the regular network.

**Keywords:** High-speed; unconditionally secure; multipoint secret key distribution; network; secure physical layer; stealth communication.

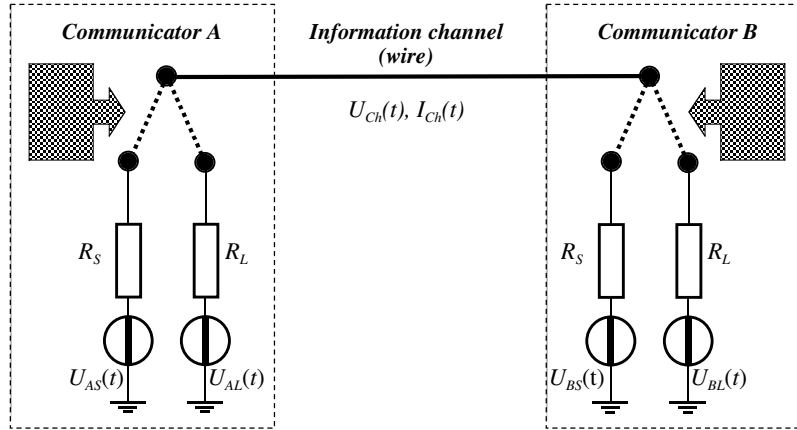
## 1. Introduction: totally secure statistical physical communicator with Kirchhoff-loop and Johnson(-like) noise

Recently, a totally secure classical communication scheme was introduced [1,2] utilizing two identical pairs of resistors and noise voltage generators, the physical properties of an idealized Kirchhoff-loop and the statistical physical properties thermal noise, see Figures 1 and 2. The resistors (low bit = small resistor  $R_S$ , high bit = large resistor  $R_L$ ) and their noise voltage generators are randomly chosen and connected at each clock period at the two sides of the information channel. A *secure bit exchange* takes place when the states at the two ends are different, which is indicated by an intermediate level of the *rms* noise voltage on the line, or that of the *rms* current noise in the wire. The most attractive properties of the KLJN cipher are related to its *security* [1, 3-5] and the *robustness* of classical information. In the *idealized* scheme of the Kirchhoff-loop-Johnson(-like)-noise (KLJN) cipher, the passively observing eavesdropper can extract *zero bit* of information. The total security of the idealized system is based on Statistical Physics, and inherently connected to the Second Law of Thermodynamics (Fluctuation-Dissipation Theorem), the Energy Conservation Law (Kirchhoff's Loop-Law)

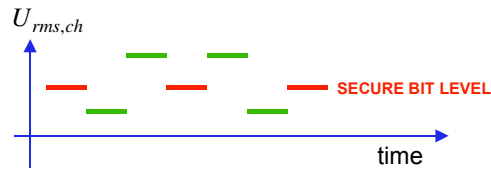
---

<sup>1</sup> The content of this paper is the subject of a Texas A&M University patent disclosure dated March 5, 2006.

and the rules of algebraic linear equation systems (N independent equations are needed to determine N unknown variables).



**Figure 1.** Secure key generation and distribution via the Kirchhoff-loop-Johnson(-like)-noise (KLJN) cipher (idealized picture). The joint information of the two end-bits is carried by the statistics of the *rms* noise voltage and current in the channel. Secure bit exchange takes place whenever the end-bits are different (intermediate value of the *rms* noise voltage and current). To extract the secure information bit of one end, the knowledge of this joint information and that of the information bit at the other end is needed. The passive eavesdropper can access only the joint information, so she knows that the bits are opposite, but she has zero information about the actual end bit.



**Figure 2.** Channel noise *rms* voltage level due to the random bits at the two ends of the line; and secure bit exchange in the KLJN cipher. The *rms* statistics is obtained through a single clock period. On the average, only 50% of the clock periods can exchange secure bits. The eavesdropper does not know which end of the line has the low and which one has the high bit.

## 2. On the security of the KLJN cipher

Though there have been many comments about the fact that the practical cipher is not totally secure (see the references of some refused comments and their responses in [4,5] and for a correct one [6]), the *total security of the idealized (mathematical model) system remains unchallenged*. The ideality of the KLJN cipher means that the physical/circuit model [1] shown in Figure 1 *must be* the correct description of the situation. This requirement implies an ultimate high-frequency limit [1] for any normal or parasite frequency components in the channel to avoid wave affects (delay, propagation, reflection, etc.). This "no-wave" bandwidth

limit is scaling with the reciprocal of the wire length [1]. Moreover, any other deviations from the model in Figure 1, such as parasite elements or other modification pose the risk of information leak [3-6]. The most significant, practical, non-ideality problem are the cable resistance (pointed out by many commenters, first by Janos Bergou [6]) and the cable capacitance [3]. However, by using sufficiently thick wires, these problems can be eliminated and the idealized situation and total security can *arbitrarily* be *approached* depending on the *available resources*. The situation is similar to the case of quantum communication where the theoretical security can only be approached but can never be reached due to the lack of ideal single-photon source, and the noise in the channel and the detectors.


### 3. The earlier and a new, inexpensive defense against intruders and the man-in-the-middle attack

The *intrusive eavesdropper*, who emits a large and short current pulse in the channel, can extract *only one bit* of information while she is getting discovered [1]. The KLJN cipher with public channel for comparing currents is naturally protected against the *man-in-the-middle* (MITM) attack [3] and the eavesdropper is discovered with a very high probability while or before she can extract a single bit. Enhanced security can be reached by comparing the voltages and then the eavesdropper is discovered with a very high probability before she can extract a single bit of information [3]. Note, as an inexpensive solution, it is possible to discover the eavesdropping using only the statistical analysis of the noise (similarly to quantum communication) however that method would allow the eavesdropper to extract a number of bits before she gets discovered, *just like at quantum communication*. However, in the case of the man-in-the middle attack, a 4-bits average security can be reached if the parties communicate via the public channel only the fact of secure bit exchange, which is a satisfactory and inexpensive solution. It is so because the man-at-the-middle cannot predict the time when the end bits and its own bits will favor a secure bit pair alignment. Thus, on the average, after 4 bits one communicator will see secure transfer but the other one does not, consequently their exchanged public information will contradict and the "eavesdropping alarm" goes on. This inexpensive solution requires exchanging the same number of bits via the secure and the public channel.

### 4. The enhanced KLJM communicator with complementary loops


The original KLJN cipher exchanges secure bits only 50% of the time. This is property can cause an exponential slow-down versus distance if the information is measured and further transmitter in a network of coupled KLJN ciphers. In the rest of this paper, first we show an enhanced KLJN communicator which exchanges bits at 100% of the time. Then we show a network solution where the intermediate network elements do not have to decode the information in order to forward it. Because the information "gets through" a chain of transmitters without even being there, the mechanism is a *classical teleportation* [7] effect, more precisely, *telecloning* because the information will be present at both the source and the receiver units. In this paper, we will follow the following convenient mathematical fashion. We will represent the "high" information bit by +1 and the "low" information bit by -1. Thus if  $A$  is the logic state of a port driving one end of a KLJN cipher then the inverse satisfies  $A = -A$ .

The enhanced KLJN communicator makes use of each clock period by using two KLJN ciphers driven in anticorrelated way, see Figure 3. This lossless KLJN communicator consists of two *electrically isolated* parallel KLJN loops with ports driven in the same fashion at one end and in a complementary way at the other end. Then one of the loops will always communicate a secure bit because the logical state will be opposite at the ends of one of the loops.



**Figure 3.** Lossless unsecure KLJN communication with two parallel ports. Each clock period transfers a bit. However the data are not secure as soon as the eavesdropper learns the port arrangement.

An important weakness is that the communicator shown in Figure 3 is not secure if the parties must agree through a regular network about who is running the correlated and who does the complementary ports. As soon as the eavesdropper learns the port arrangement, she can apparently decode the bit status at the two ends.



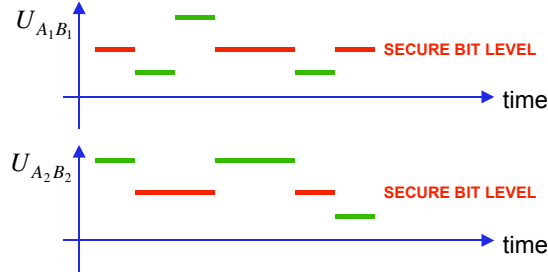
**Figure 4.** The Secure Complementary (SC) cipher and the secure initialization of the port control.

However, by using the totally secure nature of the KLJN communication, it is possible to arrange the port distribution in an unconditionally secure way; let us call this Secure Complementary (SC) cipher. The secure sharing of the parallel KLJN ports of Communicators (A) and (B) is done one time only, at the initialization. The ports  $A_1$  and  $B_1$  are randomly driven (connecting one of their resistors) at each clock period until a secure bit is exchanged between them (intermediate *rms* noise voltage level). Then, for example, they can use the following pre-agreed table for sharing:

Situation of secure bits	Low (-1) at $B_1$ High (1) at $A_1$	Low (-1) at $A_1$ High (1) at $B_1$
Resulting port control	$A_1 = A_2$ $B_1 = \bar{B}_2 \equiv -B_2$	$A_1 = \bar{A}_2 \equiv -A_2$ $B_1 = B_2$

**Table 1.** Truth table of sharing the port controls at the SC cipher.

The SC communicator is also lossless and it communicates a secure bit at each clock period with total security in the idealized case, see Figure 5.

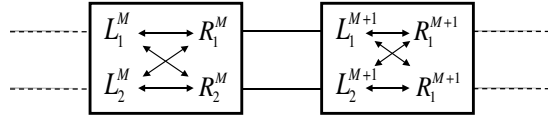


**Figure 5.** Example of channel noise *rms* voltage levels at lossless KLJN communication. All clock periods provide a secure exchange of (inverse) bits via one of the lines. Because the eavesdropper does not know the port control rules, she cannot access the information.

## 5. Networks: initialization and high-speed bit-exchange via telecloning

The KLJN network consists of electrically isolated Kirchhoff loops (driven in a specific way) and a regular network with a special Coordinator-server. For the sake of simplicity, but without the restriction of generality, we consider a one-dimensional (chain-like) network where the network units are connected only to their two nearest neighbors, see Figure 6.

First, we describe the KLJN cipher units of the network. The connection between the network units is made by SC cipher channels, see Figure 7. One SC connection is to the left hand neighbor via the left hand side ports  $L$  and the other one is to the right hand side neighbor via the ports  $R$ . The initialization of the network consists of two steps.



**Figure 6.** The  $M$ -th and  $(M+1)$ -th units of the one-dimensional network and their external and internal connection.

i) The first step is the initialization of the SC communicator's port control, similarly as described at the SC cipher initialization above. This is done one time only. The ports  $R_1^M$  and  $L_1^{M+1}$  of Units  $(M)$  and  $(M+1)$  are randomly driven (connecting one of their resistors) at each clock period until a secure bit is exchanged between them (intermediate *rms* noise voltage level). Then, for example, they can use the following pre-agreed table for sharing:

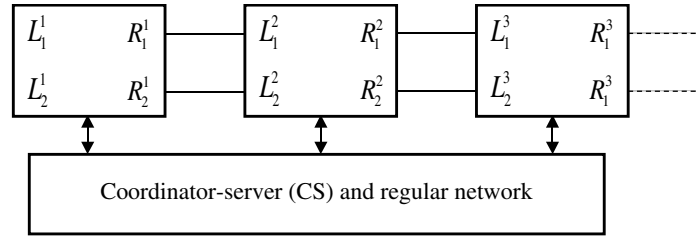
Situation of secure bits	Low (small resistor) at $L_1^{M+1}$ High (large resistor) at $R_1^M$	Low (small resistor) at $R_1^M$ High (large resistor) at $L_1^{M+1}$
	$R_1^M = R_2^M$ $L_1^{M+1} = -L_2^{M+1}$	$R_1^M = -R_2^M$ $L_1^{M+1} = L_2^{M+1}$

**Table 2.** Truth table of sharing the port controls between two nearest neighbors in the chain-like KLJN network.

ii) Random internal logical connection. To provide information transfer within the network, though each Kirchhoff loops are electrically isolated, the driving (resistor selection) of the left and right ports have to be correlated: they have to be either the same (same sign) or complementary (opposite sign). We choose this logic connection randomly at the beginning of each clock period. For example, in Unit ( $M$ ), one of these logic connections between the left and right ports should be randomly selected at each clock period with uniform (1/4) probability:

$$L_1^M = R_1^M \text{ or } L_2^M = R_1^M \text{ or } L_1^M = R_2^M \text{ or } L_2^M = R_2^M . \quad (1)$$

Now, let us see how does the network work. The Units are connected via the secure lossless KLJN chain described above and they communicate through the regular network, too, see Figure 7. After the initialization described above, the units generate random bits so that they satisfy their port control initialization rules and the actual internal logic connection rule (the last one is regenerated at each clock period). The units report the



**Figure 7.** KLJN cipher based network for high-speed secret key generation and distribution via telecloning, with 100% fidelity, through chains of electrically isolated Kirchhoff loops.

logic relation  $F$  (+1 or -1) between their secure bit at their  $L$ -ports and their secure bit at their  $R$  ports to the Coordinator-server (CS) of the regular network. Let us suppose that Unit ( $N$ ) wants to clone the actual secure bit at the left hand side of Unit ( $M$ ), where  $M < N$ . Then Unit ( $N$ ) sends this request to the CS. The CS calculates

$$G_{M,N} = (-1)^{N-M} \prod_{j=M}^{N-1} F_j , \quad (2)$$

where  $G_{M,N}$  is the logic relation between the secure bit at the  $L^M$  ports of Unit ( $M$ ) and the secure bit at the  $L^{(N)}$  ports of Unit ( $N$ ); and  $F_i$  is the reported logic relation between the secure bit at the  $L^j$  ports and secure bit at the  $R^j$  ports of Unit ( $j$ ). Thus Unit ( $N$ ) will make the following calculation:

$$X_L^M = G_{M,N} X_L^N , \quad (3)$$

where  $X_L^M$  is the secure bit at the  $L^M$  ports of Unit ( $M$ ) and  $X_L^N$  is the secure bit of the  $L^N$

ports of Unit (N). Because Unit (N) knows the secure bit values at his own ports and because he receives the  $G_{M,N}$  information from the CS, he can evaluate Equation 3 and that is equivalent with the (tele)cloning of the  $X_L^M$  secure bit with 100% fidelity. Let us see, why is this process a telecloning. The  $X_L^M$  clone is the product of two information bits, the  $G_{M,N}$  arriving via the regular network from CS and the local secure bit  $X_L^N$ . Therefore, the information does not exist on the chain of intermediate units. It looks like it is "teleported" via the chain built of electrically isolated Kirchoff loops. However, because the  $X_L^M$  bit stays intact at its original location during this operation, the proper term is telecloning, not teleportation.

We would like to mention that the expressions of "teleportation" and "telecloning" of information arise from the research on quantum communication (see for example [8,9]) and they had been considered as the unique properties of quantum systems, just like secure physical layers for communications. However, recently it was shown by Oliver Cohn [10] that classical teleportation of classical information is also possible. In his model, he was using boxes and coins and reached the teleportation of information by a total, 100%, fidelity. In the present paper we have reported telecloning of information also with total, 100%, fidelity, which is impossible to reach in a quantum system due to fundamental mathematical constraints [9] of the telecloning operations and due to the extreme fragility of quantum information.

## 6. High-speed secret key distribution over the whole network

Because the CS collects all the logic relations between the secure bits at the  $L$  and  $R$  ports of each units, CS can provide the relevant  $G_{k,m}$  bit for Unit ( $m$ ) to teleclone the secure bit at the  $L$  ports of Unit ( $k$ ). This information can be given to all units simultaneously about all the other units. In this way, each unit can teleclone all the secure bits at the other units, for each clock period, provided the regular network is fast enough. That means, if the network consist of  $N$  units, an  $(N-2)$  bit long secret key is generated and securely distributed over the whole network *at each clock period*. (We supposed that the  $L$  ports of Unit (1) and the  $R$  ports of the last unit in the chain are not connected; this is the reason for the -2 correction of  $N$ ). If the regular network is slow, the  $X$  bits can be recorded by the units and they can make the telecloning later when they receive the relevant  $G$  bits.

As illustration, let us do a simple estimation. Let us suppose that 1% of New York's population (200 thousand people) installs a KLJN cipher based network card in their PC and they are connected by a pair of wires in a chain-like fashion, see Figure 7. They are also connected to the internet and a central CS server with their regular Ethernet card. Let us suppose that the distance between nearest neighbors is less then 1 km. Then it is very convenient to run the KLJN ciphers with a bandwidth 1000 bit/second or greater. Thus the theoretical speed of secret key generation and distribution to each computer in the network would be 200 Megabit/second. *Such a network and key generation/distribution speed is far beyond of not only the reach of any quantum communicator system but also that of the RSA and other software key distribution methods.* Of course, this speed is much higher than any PC can handle, thus the clock frequency of the KLJN ciphers could be reduced by orders of magnitude and the key generation and distribution could be still fast enough. The very

important implication of this fact is that the requirements about the wire-pair connection of the KLJN cipher chain could be very low.

Alternatively, a much smaller network population could generate and distribute secret keys at sufficient speed. For example, 100 units with 1000/bit/second clock frequency would generate and share a secret key by 100 kbit/second speed.

### 7. Enhancements for total security to avoid the "Mingesz" attacks

Robert Mingesz [11] has pointed out two important vulnerabilities of the network described above.

- i) If during the initialization described in Section 5 at point *i*) a brief man-in-the-middle-attack takes place and the system is defended by the cheap solution, the eavesdropper (with a small probability) may get the value of the secure bit because 4 bit eavesdropping is needed (on the average) to discover the man-in-the-middle.
- ii) A much more serious problem is that when the eavesdropper attacks the regular network at Unit (*k*), and because that network is not totally secure (at least at the beginning) she may get the  $G_{j,k}$  functions for each *j* location. But that set of  $G_{j,k}$  functions is either the key or its inverse, depending on the local bit at Unit (*k*).

These problems must be fixed for the total security and the fixing needs a more elaborate initialization resulting in a factor of 2 decrease in network speed.

- iii) The SC communicator port initialization must be done after each N-bit key generation. To lose only half of the speed, the Units should be run so that the ports satisfy  $L_1^k = -L_2^k$  and  $R_1^k = -R_2^k$ , for all *k*, but otherwise they are run randomly. This can results in a new port distribution after a single clock period with the following truth table (confer Section 5, Table 2):

<b>Situation of secure bits</b>	Low (small resistor) at $L_1^{M+1}$ High (large resistor) at $R_1^M$ or Low (small resistor) at $L_2^{M+1}$ High (large resistor) at $R_2^M$	Low (small resistor) at $R_1^M$ High (large resistor) at $L_1^{M+1}$ or Low (small resistor) at $R_2^M$ High (large resistor) at $L_2^{M+1}$
<b>Resulting port control</b>	$R_1^M = R_2^M$ $L_1^{M+1} = -L_2^{M+1}$	$R_1^M = -R_2^M$ $L_1^{M+1} = L_2^{M+1}$

**Table 3.** Truth table of high-speed sharing the port controls between two nearest neighbors in the chain-like KJLN network. Only one clock period is used to generate a new port distribution.

- iv) As part of the initialization process, the very first N-bit secret key distribution has to be done without telecloning. Moreover, the Coordinator-server should possess one Unit of



the network. Let us suppose that the right ports of Unit (1) and the left ports of Unit (2) act as the first network key generator. Unit (1)'s *R* ports and Unit (2)'s *L* ports generate, share and store an *N*-bit long key during *N* clock periods. At the same time, all other connected *L* and *R* ports also generate *N*-bit long keys for the communication between the nearest neighbors. Then by using the regular network and the key shared between Units (2) and (3), Unit (2) sends the *N*-bit long network key to Unit (3). Then Unit (3) forwards the network key to Unit (4) by using the regular network and the key generated between them, and so on... In this way, after *N* clock periods and then forwarding the keys in *N*-1 subsequent steps via the fast regular network, all units, including the Coordinator-server, will learn the first, *N*-bit long network key. From that moment on, this key and its successors should be used for the communication between the Coordinator-server and the Units. The result is very close to a one-time-pad type encryption. Taking the New York example mentioned above, and assuming that one step of sending the network key in the regular network to the nearest neighbor takes the same time as the clock period of the KLJN ciphers, this totally secure initialization would take 400 seconds. After this  $\approx 7$  minutes process, the network would continuously produce the totally secure keys with the 200 Mbite/second speed mentioned above.

## 8. Remarks questions, perspectives

It is important to note that the network described in Figure 7 is very different from the basically *point-to-point* key distribution methods quantum communication and software solutions use. Here, if the regular network and the CS are fast enough, the whole network receives a long key at each clock period. On the other hand, the whole network will receive the same key. Therefore, the system is totally secure only against external attacks: hackers from outside the network. Within the network, the security is only a regular network security protecting the information sent to/from the CS unit. This within the network, we have the same security as regular networks have.

This special situation generates a lot of different open questions. For example:

- a)* What is the proper approach to encryption when we have this continuous high-speed key generation and simultaneous whole-network key distribution?
- b)* Can the generated secure bits be used to increase the security of the internal network?
- c)* Higher dimensional network topologies and redundancy to protect against broken lines or Units down.
- d)* Network coding at higher dimensional topologies?
- e)* This network can alternatively be used to announce information at one or more unit(s) to the whole network simultaneously, in a totally secure way. Is there a need for this kind of solution?

## 9. Conclusion

We have used electrically isolated KLJN ciphers to build enhanced ciphers and network. We introduced the Secure Complementary (SC) KLJN cipher for enhanced speed of secure key exchange. We built network units from two SC ciphers with random internal logic relations.

We built a one-dimensional network using the network units and a regular network with a Coordinator-server (CS). With such a network a high-speed, whole-network, one-step, secret key distribution can be achieved instead of the slow, point-to-point methods used by quantum communication or RSA-like key exchange methods. This is a teleportation-type multiple telecloning of the classical information bit because the information transfer can take place without the actual presence of the information bit at the intermediate points of the network.

At this stage it is impossible to predict if the described solutions or their future successors are feasible or not for practical applications.

### Acknowledgments

Robert Mingesz identified two vulnerabilities and gave useful other comments about the system described in the earlier versions. These are fixed in the present version (Section 7). Discussions with a number of security experts and scientists/engineers and valuable feedbacks are also appreciated. Without the ability to provide a complete list here is an incomplete list of the commenters with most significant inspiration: Derek Abbott, Steven M. Bellovin, Janos Bergou, Bob Biard, Terry Bollinger, Adrian Cho, Walter Daugherty, David Deutsch, Julio Gea-Banacloche, Ryan Gerdes, Peter Heszler, Tamas Horvath, Andreas Klappenecker, Greg Kochanski, Frank Moss, Imre Naggyorgy, Rainer Plaga, Charlie Strauss, Olivier Saidi, Bruce Schneier, Matthew Skala, Charlie Strauss, Christian Vandenbroeck, David Wagner, Jonathan Wolfe. Also, there have been several inspiring commenters (identified by nicknames) at Bruce Schneier's security blog site. The author has been inspired also by Andreas Klappenecker's seminar series on quantum computing and network communication.

### References

- [1] L.B. Kish, "Totally secure classical communication utilizing Johnson (-like) noise and Kirchoff's law", *Physics Letters A*, in press, doi:10.1016/j.physleta.2003.10.071.; also at <http://physics/0509136>.
- [2] Adrian Cho, "Simple noise may stymie spies without quantum weirdness", *Science* **309** (2005) 2148.
- [3] L.B. Kish, "Protection against the man-in-the-middle-attack for the Kirchhoff-loop-Johnson(-like)-noise cipher and expansion by voltage-based security", *Fluctuation and Noise Letters* **6** (2006) L57-L63.
- [4] L.B. Kish, "Response to Scheuer-Yariv: "A Classical Key-Distribution System based on Johnson (like) noise - How Secure?", physics/0601022", <http://arxiv.org/physics/0602013>.
- [5] L.B. Kish, "Response to Bollinger: "On the Impossibility of Keeping Out Eavesdroppers Using Only Classical Physics" and to Some Other Comments at Bruce Schneier's Blog Site", [http://www.ece.tamu.edu/~noise/research\\_files/Response\\_Bollinger.pdf](http://www.ece.tamu.edu/~noise/research_files/Response_Bollinger.pdf).
- [6] J. Bergou, statement in [2].
- [7] Ch.H. Bennett, G. Brassard, C. Crepeau, R. Jozsa, A. Peres, W.K. Wootters, "Teleporting an Unknown Quantum State via Dual Classical and Einstein-Podolsky-Rosen Channels", *Physical Review Letters* **70** (1993) 1895-99.
- [8] P. van Loock and S.L. Braunstein, "Telecloning of continuous quantum variables", *Physical Review Letters* **87** (2001) 247901/1-4.
- [10] O. Cohen, "Classical teleportation of classical states", *Fluctuation and Noise Letters* **6**, 2nd issue (June 2006), in press.
- [11] R. Mingesz, personal communication (March 8, 2006) with identifying two vulnerabilities of the system described up to Section 6. These vulnerabilities are fixed in section 7.