

Periodically forced ferrofluid pendulum: effect of polydispersity

A. Leschhorn, M. Lücke

Theoretische Physik,

Universität des Saarlandes,

D-66041 Saarbrücken, Germany

(Dated: October 30, 2018)

Abstract

We investigate a torsional pendulum containing a ferrofluid that is forced periodically to undergo small-amplitude oscillations. A homogeneous magnetic field is applied perpendicular to the pendulum axis. We give an analytical formula for the ferrofluid-induced “selfenergy” in the pendulum’s dynamic response function for monodisperse as well as for polydisperse ferrofluids.

I. INTRODUCTION

Real ferrofluids [1] contain magnetic particles of different sizes [2]. This polydispersity strongly influences the macroscopic magnetic properties of the ferrofluid. We investigate here the effect of polydispersity on the dynamic response of a ferrofluid pendulum.

A torsional pendulum containing a ferrofluid is forced periodically in a homogeneous magnetic field $\mathbf{H}_{ext} = H_{ext}\mathbf{e}_x$ that is applied perpendicular to the pendulum axis \mathbf{e}_z (see fig. 1). Such a ferrofluid pendulum is used for measuring the rotational viscosity [3]. The cylindrical ferrofluid container is here of sufficiently large length to be approximated as an infinite long cylinder. We consider rigid-body rotation of the ferrofluid with the time dependent angular velocity $\mathbf{\Omega} = \dot{\varphi}\mathbf{e}_z$ as can be realized with the set-up of [3]. The fields \mathbf{H} and \mathbf{M} inside the cylinder are spatially homogeneous and oscillating in time.

II. EQUATIONS

First, the Maxwell equations demand that the fields \mathbf{H} and \mathbf{M} within the ferrofluid are related to each other via

$$\mathbf{H} + N\mathbf{M} = \mathbf{H}^{ext} \quad (2.1)$$

with $N = 1/2$ for the infinitely long cylinder. Then we have the torque balance

$$\ddot{\varphi} = -\omega_0^2\varphi - \Gamma_0\dot{\varphi} - \frac{T}{\Theta} + f(t) \quad (2.2)$$

with the eigenfrequency ω_0 and the damping rate Γ_0 of the pendulum without field and the total moment of inertia Θ . The magnetic torque reads

$$T = -\mu_0 \int dV (\mathbf{M} \times \mathbf{H})_z = -\mu_0 V (\mathbf{M} \times \mathbf{H}^{ext})_z, \quad (2.3)$$

and $f(t)$ is the external mechanical forcing.

Finally, we need an equation describing the magnetization dynamics. Here, we consider the polydisperse ferrofluid as a mixture of ideal monodisperse paramagnetic fluids. Then the resulting magnetization is given by $\mathbf{M} = \sum \mathbf{M}_j$, where \mathbf{M}_j denotes the magnetization of the particles with diameter d_j . We assume that each \mathbf{M}_j obeys a simple Debye relaxation dynamics described by

$$d_t\mathbf{M}_j - \mathbf{\Omega} \times \mathbf{M}_j = -\frac{1}{\tau_j}[\mathbf{M}_j - \mathbf{M}_j^{eq}(\mathbf{H})] \quad (2.4)$$

We take the equilibrium magnetization to be given by a Langevin function

$$\mathbf{M}_j^{eq}(\mathbf{H}) = \chi_j(H)\mathbf{H} = w_j \mathcal{L}\left(\frac{\mu_0 \pi M_{mat}}{6k_B T} d_j^3 H\right) \frac{\mathbf{H}}{H} \quad (2.5)$$

with the saturation magnetization of the material M_{mat} and the magnetization distribution $w_j(d_j)$. Note that the magnetization equations (2.4) for the different particle sizes are coupled by the internal field $\mathbf{H} = \mathbf{H}^{ext} - N\mathbf{M}$. As relaxation rate we combine Brownian and Néel relaxation $\frac{1}{\tau_j} = \frac{1}{\tau_B^j} + \frac{1}{\tau_N^j}$. The relaxation times depend on the particle size by $\tau_B^j = \frac{\pi\eta}{2k_B T}(d_j + 2s)^3$ and $\tau_N^j = f_0^{-1} \exp\left(\frac{\pi K d_j^3}{6k_B T}\right)$ with η the viscosity, s the thickness of the nonmagnetic particle layer, and K the anisotropy constant.

Altogether we use the following system of equations:

$$\dot{\varphi} = \Omega \quad (2.6)$$

$$\dot{\Omega} = -\omega_0^2 \varphi - \Gamma_0 \Omega - \mu_0 \frac{V}{\Theta} H^{ext} M_y + f(t) \quad (2.7)$$

$$\dot{M}_x^j = -\Omega M_y^j - \frac{1}{\tau_j} [M_x^j - \chi_j(H)(H^{ext} - N M_x)] \quad (2.8)$$

$$\dot{M}_y^j = \Omega M_x^j - \frac{1}{\tau_j} M_y^j - \frac{1}{\tau_j} N \chi_j(H) M_y. \quad (2.9)$$

III. LINEAR RESPONSE ANALYSIS

For the equilibrium situation of the unforced pendulum at rest that we denote in the following by an index 0 one has $\varphi_0 = \Omega_0 = M_y^{j0} = 0$ and $M_x^{j0} = M_{eq}^j(H_0)$. Furthermore, $M_0 = \sum M_{eq}^j(H_0)$ with H_0 solving the equation $H_0 = H^{ext} - N M_0(H_0)$.

External forcing with small $|f|$ leads to small deviations of φ , of Ω , and of $\delta\mathbf{H} = \mathbf{H} - \mathbf{H}_0 = -N(\mathbf{M} - \mathbf{M}_0) = -N\delta\mathbf{M}/2$ from the above described equilibrium state. We expand each $\chi_j(H)$ up to linear order in $\delta\mathbf{H}$

$$\chi_j(|\mathbf{H}_0 + \delta\mathbf{H}|) = \chi_{j0} - \chi'_{j0} N \delta M_x + \mathcal{O}(\delta\mathbf{H})^2. \quad (3.1)$$

Here, $\chi_{j0} = \chi_j(H_0)$ and χ'_{j0} is the derivative of χ_{j0} . Then we get the linearized equations

$$\dot{\varphi} = \Omega \quad (3.2)$$

$$\dot{\Omega} = -\omega_0^2 \varphi - \Gamma_0 \Omega - \kappa y + f(t) \quad (3.3)$$

$$\dot{x}_j = -\frac{1}{\tau_j} x_j - \frac{1}{\tau_j} N(\chi_{j0} + \chi'_{j0} H_0) x \quad (3.4)$$

$$\dot{y}_j = \Omega x_j^0 - \frac{1}{\tau_j} y_j - \frac{1}{\tau_j} N \chi_{j0} y. \quad (3.5)$$

We have introduced the abbreviations $x_j = \delta M_x/M_0$, $x_j^0 = M_x^{j,0}/M_0$, $y_j = \delta M_y/M_0$ and $x = \sum_j x_j$, $y = \sum_j y_j$. The strength of the coupling constant between the mechanical degrees of freedom φ, Ω and the magnetic ones is $\kappa = \mu_0 H^{ext} M_0 V / \Theta$.

For periodic forcing $f(t) = \hat{f} e^{-i\omega t}$ we look for solutions in the form

$$\begin{pmatrix} \varphi(t) \\ \Omega(t) \\ x_j(t) \\ y_j(t) \end{pmatrix} = \begin{pmatrix} \hat{\varphi} \\ \hat{\Omega} \\ \hat{x}_j \\ \hat{y}_j \end{pmatrix} e^{-i\omega t}. \quad (3.6)$$

Inserting the ansatz (3.6) into the linearized equations (3.2)–(3.5) yields

$$\hat{\Omega} = -i\omega \hat{\varphi} \quad (3.7)$$

$$\hat{x} = 0 = \hat{x}_j \quad (3.8)$$

$$\hat{y}_j = - \left[\frac{i\omega\tau_j}{1 - i\omega\tau_j} x_j^0 - \frac{N\chi_{j0}}{1 - i\omega\tau_j} \frac{\omega}{\kappa} \Sigma \right] \hat{\varphi} \quad (3.9)$$

$$\hat{y} = -\frac{\omega}{\kappa} \Sigma \hat{\varphi} \quad (3.10)$$

and

$$\hat{\varphi} = G \hat{f} = [\omega_0^2 - \omega^2 - i\omega\Gamma_0 - \omega\Sigma]^{-1} \hat{f}. \quad (3.11)$$

The ferrofluid-induced selfenergy $\Sigma(\omega)$ in the expression for the dynamical response function $G(\omega)$ of the torsional pendulum is

$$\Sigma(\omega) = i\kappa \left(1 + N \sum_j \frac{\chi_{j0}}{1 - i\omega\tau_j} \right)^{-1} \sum_j \frac{\tau_j x_j^0}{1 - i\omega\tau_j}. \quad (3.12)$$

Its imaginary part changes the damping rate Γ_0 of the pendulum for $\kappa = 0$, i.e., in zero field. The real part shifts the resonance frequency of the pendulum. In the special case of a monodisperse ferrofluid one has

$$\Sigma(\omega) = \frac{i\kappa\tau}{1 - i\omega\tau + N\chi_0} \quad (3.13)$$

IV. RESULTS

We evaluated the linear response function $G(\omega) = \hat{\varphi}(\omega)/\hat{f}$ of the pendulum's angular deviation amplitude $\hat{\varphi}(\omega)$ to the applied forcing amplitude \hat{f} and the selfenergy $\Sigma(\omega)$ for

some experimental parameters from [3]: $\omega_0/2\pi = 32.7Hz$, $\Gamma_0 = 0.178Hz$, $V/\Theta = 20m/kg$. The cylinder is filled with the ferrofluid APG 933 of FERROTEC. Therefore, we used in equation (3.13) an experimental $\tau = 0.6ms$ and the experimental $M_{eq}(H)$ shown in fig. 2. These monodisperse results were compared with the expression (3.12) for the polydisperse case for the typical parameter values $M_{mat} = 456kA/m$, $\eta = 0.5Pa \cdot s$, $s = 2nm$, $K = 44kJ/m^3$ and $f_0 = 10^9Hz$. The contributions $w(d_j)$ that enter into the formulas (2.5) for the susceptibilities χ_j are given by a lognormal distribution [2]:

$$w(d_j) = M_{sat} \frac{g(d_j)d_j}{\sum_{k=1}^{30} g(d_k)d_k} \quad \text{with} \quad g(d_j) = \frac{1}{\sqrt{2\pi}d_j \ln \sigma} \exp\left(-\frac{\ln^2(d_j/d_0)}{2 \ln^2 \sigma}\right) \quad (4.1)$$

Fitting the experimental $M_{eq}(H)$ with a sum of Langevin functions (2.5) yields $M_{sat} = 18149A/m$, $d_0 = 7nm$ and $\sigma = 1.47$ (see fig. 2). We used here 30 different particle sizes from $d_1 = 1nm$ to $d_{30} = 30nm$ (see fig. 3).

The calculations show the additional damping rate caused by the interaction between ferrofluid and external field. An increasing magnetic field leads to smaller amplitudes; in polydisperse ferrofluids the amplitude decreases faster [fig. 4 and 5 (a)]. Furthermore, one can see a shift of the peak position to higher frequencies ω_{max} , which is stronger in polydisperse ferrofluids [fig. 4 and 5 (b)].

Acknowledgments

This work was supported by DFG (SFB 277) and by INTAS(03-51-6064).

-
- [1] R. E. Rosensweig, *Ferrohydrodynamics*, Cambridge University Press, Cambridge (1985).
 - [2] J. Embs, H. W. Müller, C. E. Krill, F. Meyer, H. Natter, B. Müller, S. Wiegand, M. Lücke, R. Hempelmann, K. Knorr, *Magnetohydrodynamics* **37**, 222 (2001).
 - [3] J. Embs, H. W. Müller, M. Lücke and K. Knorr, *Magnetohydrodynamics* **36**, 387 (2000);
J. Embs, H. W. Müller, C. Wagner, K. Knorr and M. Lücke, *Phys. Rev. E* **61**, R2196 (2000).

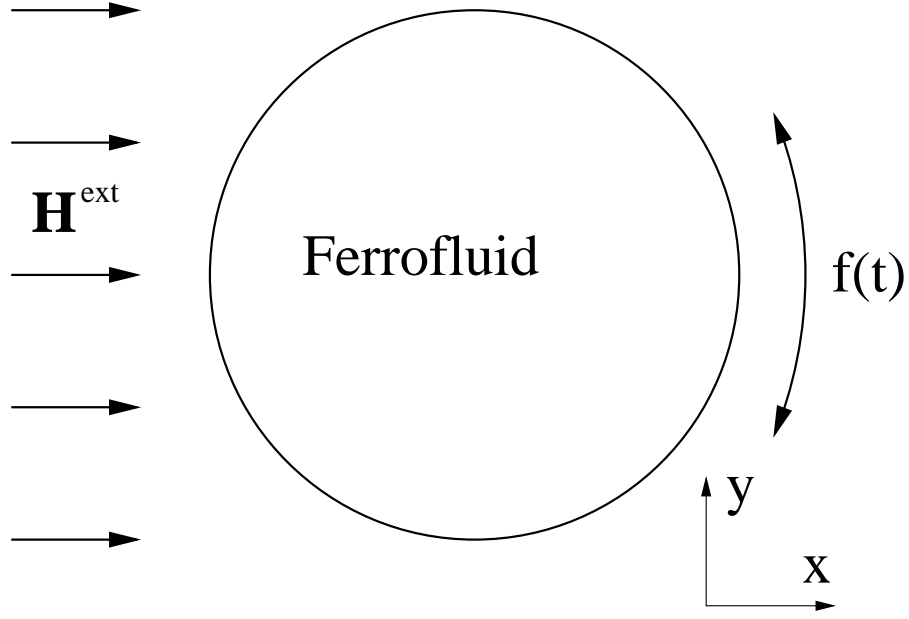


FIG. 1: Schematic plot of the system

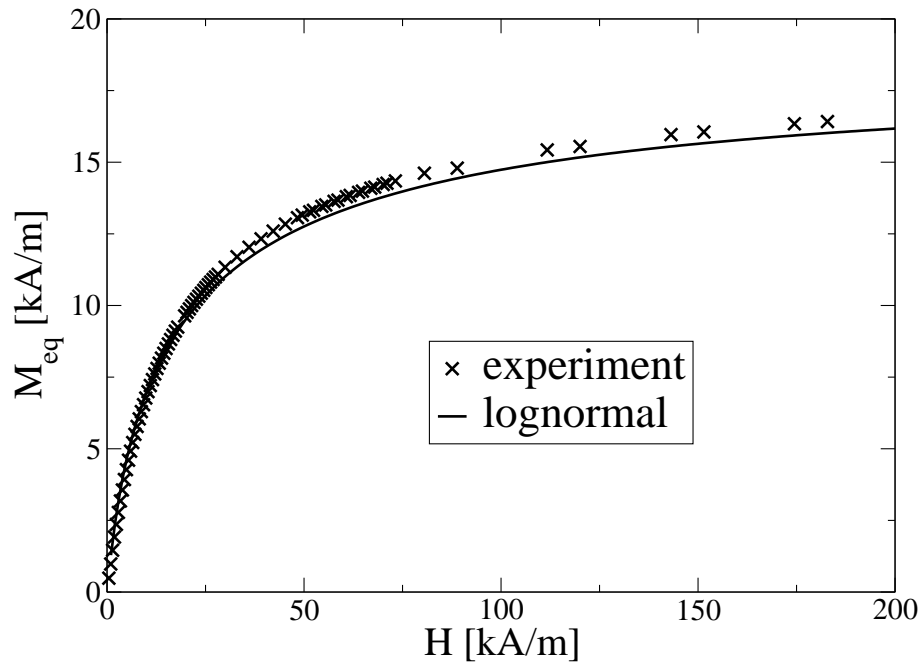


FIG. 2: x: Experimental equilibrium magnetization $M_{eq}(H)$ used as input for the monodisperse calculations; full line: fit with lognormal contribution.

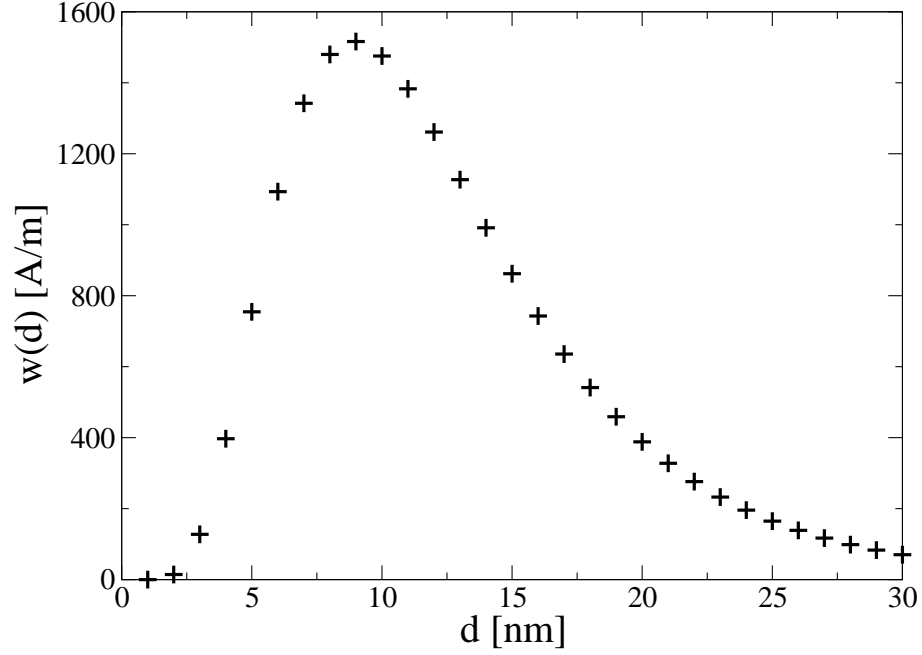


FIG. 3: lognormal contribution $w(d_i)$ ($d_1 = 1nm \dots d_{30} = 30nm$) used as input for the polydisperse calculations.

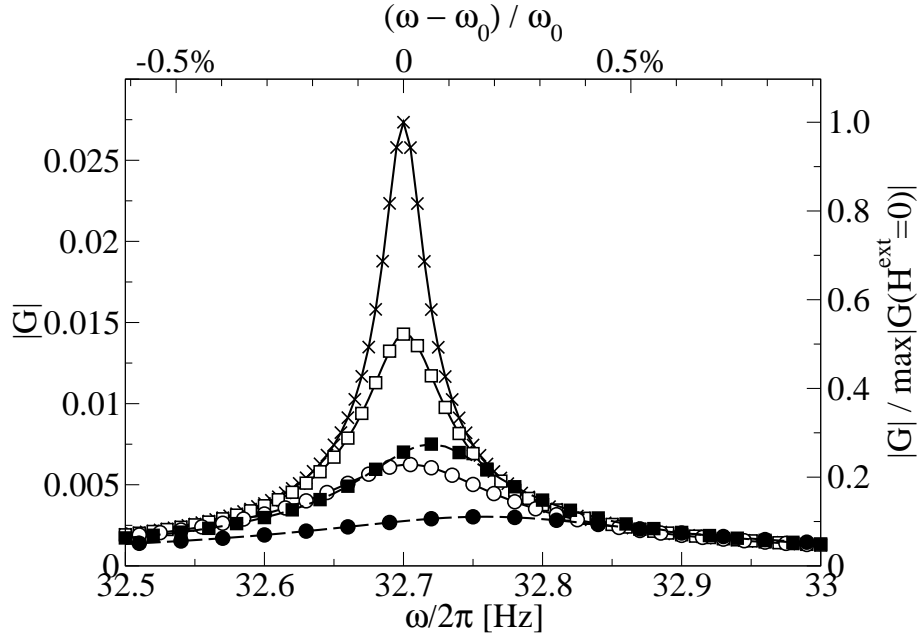


FIG. 4: $|G|$ near the resonance ω_0 ; x $H^{ext} = 0kA/m$, squares $H^{ext} = 5kA/m$, circles $H^{ext} = 10kA/m$; filled symbols: polydisperse.

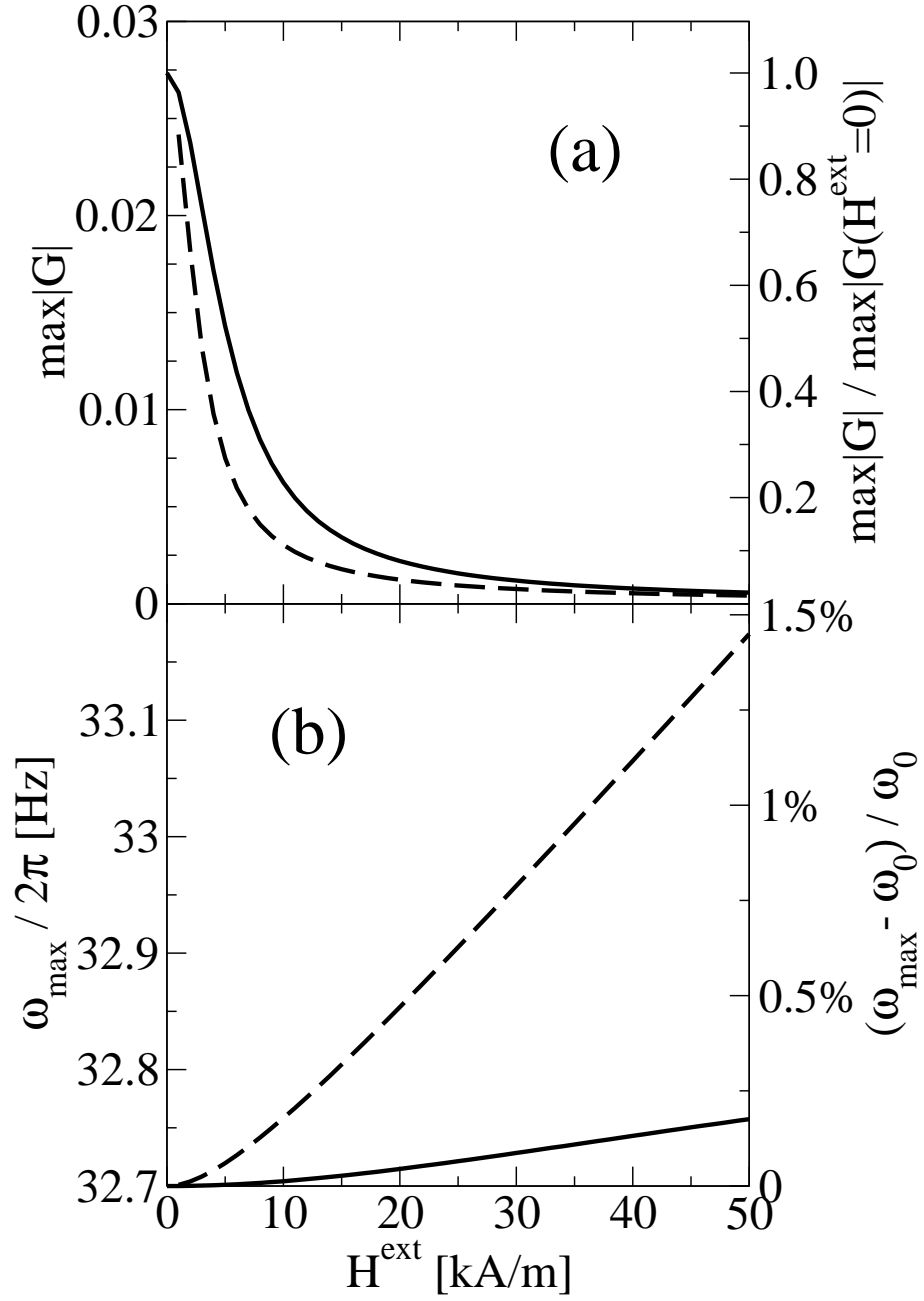


FIG. 5: Maximum value $\max|G|$ (a) and peak position ω_{max} (b) as a function of external field H^{ext} ; full line monodisperse, dashed line polydisperse.

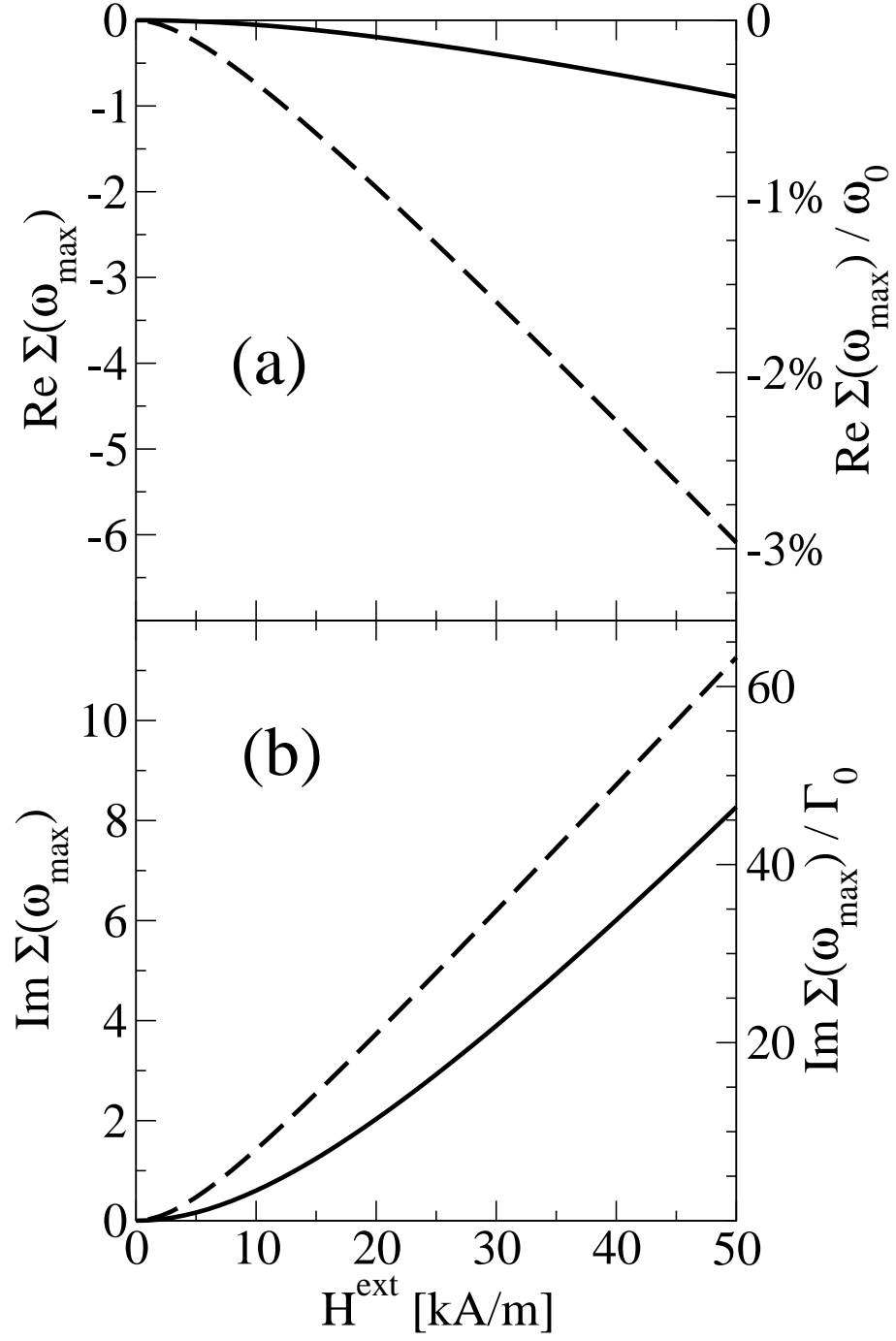


FIG. 6: $\text{Re}(\Sigma)$ (a) and $\text{Im}(\Sigma)$ (b) at $\omega = \omega_{\text{max}}$; full line monodisperse, dashed line polydisperse.