

The Penalty Method for Random Walks with Uncertain Energies

D.M. Ceperley and M. Dewing

Department of Physics and NCSA

University of Illinois at Urbana-Champaign, Urbana, IL 61801

(February 9, 2020)

We generalize the Metropolis et al. random walk algorithm to the situation where the energy is noisy and can only be estimated. Two possible applications are for long range potentials and for mixed quantum-classical simulations. If the noise is normally distributed we are able to modify the acceptance probability by applying a penalty to the energy difference and thereby achieve exact sampling even with very strong noise. When one has to estimate the variance we have an approximate formula, good in the limit of large number of independent estimates. We argue that the penalty method is nearly optimal. We also adapt an existing method by Kennedy and Kutland compare to the penalty method on a one dimensional double well.

I. INTRODUCTION

As Metropolis et al. showed in 1953¹, Markov random walks can be used to sample the Boltzmann distribution thereby calculate thermodynamic properties of classical many-body systems. The algorithm they introduced is one of the most important and pervasive numerical algorithms used on computers because it is a general method of sampling arbitrary highly-dimensional probability distributions. Since then many extensions have been developed². In addition to the sampling of classical systems, many Quantum Monte Carlo algorithms such as Path Integral Monte Carlo³, variational Monte Carlo⁴ and Lattice Gauge Monte Carlo use a generalization of the random walk algorithm.

In a Markov process, one changes the state of the system s randomly according to a fixed transition rule, $P(s \rightarrow s')$, thus generating a random walk through state space, $s_0; s_1; s_2; \dots$. The transition probabilities often satisfy the detailed balance property (a sufficient but not necessary condition). This means that the transition rate from s to s' equals the reverse rate:

$$(s)P(s \rightarrow s') = (s')P(s' \rightarrow s): \quad (1)$$

Here (s) is the desired equilibrium distribution which we take for simplicity to be the classical Boltzmann distribution:

$(s) = \exp(-V(s)/k_B T)$ where T is the temperature and $V(s)$ is the energy. If the pair of functions $f(s); P(s \rightarrow s')$ satisfy detailed balance and if $P(s \rightarrow s')$ is ergodic, then the random walk will eventually converge to (s) . For more details see Refs. [5,6].

In the particular method introduced by Metropolis one ensures that the transition rule satisfies detailed balance by splitting it into an "a priori" sampling distribution $T(s \rightarrow s')$ (a probability distribution that can be directly sampled such as a uniform distribution about the current position) and an acceptance probability $a(s \rightarrow s')$ with $0 \leq a \leq 1$. The overall transition rate is:

$$P(s \rightarrow s') = T(s \rightarrow s')a(s \rightarrow s'): \quad (2)$$

Metropolis et al.¹ made the choice for the acceptance probability:

$$a_M(s \rightarrow s') = \min[1; q(s' \rightarrow s)]; \quad (3)$$

where

$$q(s \rightarrow s') = \frac{(s')T(s' \rightarrow s)}{(s)T(s \rightarrow s')} = \exp(-(V(s') - V(s))/k_B T): \quad (4)$$

Here we are assuming for the sake of simplicity that $T(s' \rightarrow s) = T(s \rightarrow s')$. The random walk does not simply proceed downhill; thermal fluctuations can drive it uphill. Moves that lower the potential energy are always accepted but moves that raise the potential energy are often accepted if the energy cost (relative to $k_B T = 1$) is small. Since asymptotic convergence can be guaranteed, the main issue is whether configuration space is explored thoroughly in a reasonable amount of computer time.

What we consider in this article is the common situation where the energy, $V(s)$ needed to accept or reject moves, is itself uncertain. This can come about because of two related situations:

The energy may be expressed as an integral: $V(s) = \int dx v(x;s)$. If the integral has any dimensions, one might need to perform the integral with another subsidiary Monte Carlo calculation.

The energy may be expressed as a finite sum: $V(s) = \sum_{k=1}^N e_k(s)$ where N is large enough that performing the summation slows the calculation. It might be desirable for the sake of efficiency to sample only a few terms in the sum.

A. Mixed Quantum-Classical Simulation

First, consider the typical system in condensed matter physics and chemistry, composed of a number of classical nuclei and quantum electrons. In many cases the electrons can be assumed to be in their ground state and to follow the nuclei adiabatically. To perform a simulation of this system, we need to accept or reject the nuclear moves based on the Born-Oppenheimer potential energy $V_{BO}(s)$, defined as the eigenvalue of the electronic Schrödinger equation with the nuclei fixed at position s . In most applications, this potential is approximated by a semi-empirical potential typically involving sums over pair of particles. More recently, in the Car-Parrinello molecular dynamics method⁷, one performs a molecular dynamics simulation of the ions simultaneous with a solution of the electronic quantum wave equation. To be feasible one uses a mean-field approximation to the full many-body Schrödinger equation using the local density functional approximation to density functional theory or a variant. Others have proposed coupling a nuclear Monte Carlo random walk to an LDA calculation⁸. Although mean-field methods such as LDA are among the most accurate methods fast enough to be useful for large systems, they also have known deficiencies⁹.

We would like to use a quantum Monte Carlo (QMC) simulation to calculate $V_{BO}(s)$ during the midst of a classical MC simulation (CMC)¹⁰. QMC methods, though not yet rigorous because of the fermion sign problem, are the most accurate methods useful for hundreds of electrons. But QMC simulation will only give an estimate of $V_{BO}(s)$ with some statistical uncertainty. It is very time consuming to reduce the error to a negligible level. We would like to take into account the statistical error without having to reduce it to zero.

Note that we do not wish the new Monte Carlo procedure to introduce uncontrolled approximations because the goal of coupling the CMC and QMC is a robust, accurate method. We need to control systematic errors. It has been noticed by Doll and Freeman¹¹, after studying a simple example, that CMC is robust with respect to noise but recommend using small noise levels and small step sizes to minimize the systematic errors. However, this can degrade the overall efficiency. If we can tolerate higher noise levels without introducing systematic errors, the overall computer algorithm will run faster and more challenging physical systems can be investigated, e.g. more electrons and lower temperatures.

B. Long-range potentials

In CMC with a pair potential, to compute the change in energy when particle k is moved to position r_k^0 , one needs to compute the sum

$$V(r_k^0) = \sum_{j=1}^N [v(r_{kj}^0) - v(r_{kj})] \quad (5)$$

This is referred to as an order N^2 algorithm since the computer effort to move all particles once is proportional to N^2 . If the interaction has a finite range, neighbor tables¹² will reduce this complexity to order N . However charged systems with Coulomb interactions are not amenable to this treatment. Usually the Ewald image method is used to handle the long-range potentials with a complexity¹³ of order $N^{3/2}$. The fast multipole method¹⁴, which scales as N for the Coulomb interaction is not applicable to Monte Carlo since that method computes the total energy or force and in MC we need the change in potential as a single particle is moved.

The challenge is to come up with an order N Monte Carlo method for charged systems. In the Ewald method, the potential is split into a short-range part and a long-range part:

$$v(r) = v_s(r) + v_l(r) \quad (6)$$

The short ranged part is a finite ranged and can be handled with neighbor tables, the long range part is usually expanded in a Fourier series, at least in periodic boundary conditions and is bounded and slowly varying. We suggest that it is possible to estimate the value of $v_l(r)$ by sampling either particles at random, or terms in its Fourier expansion. The question that arises is how to compensate for the noise of the estimate in V .

In both of these examples one could simply ignore the effect of fluctuations in the estimate of $V(s)$. If the errors are small then clearly the sampled distribution will be changed only a little. If the acceptance ratio as a function of $V(s)$ were a linear function there would be no bias, but because it is non-linear, fluctuations will bias the asymptotic distribution. In this paper we will make a conceptually simple generalization of Metropolis algorithm, by adjusting the acceptance ratio formula so that the transition probabilities are unaffected by the fluctuations in the estimate of $V(s)$. We end up with a completely rigorous formula in the sense that if one averages long enough, one will get the exact distribution, even if the noise level is large. The only assumption is that the individual energy estimates are independently sampled from a normal distribution whose mean value is $V(s)$. One complication is that the estimates of the variance of $V(s)$ are also needed. We show how to treat that case as well.

Kennedy, Kuti and Bhanot^{15;16} introduced an algorithm with many of the same aims as the present work but for computations in lattice gauge theory. We will describe their method and compare it to the new method later in the paper.

II. DETAILED BALANCE WITH UNCERTAINTY.

From the two examples discussed above, let us suppose that when a move from s to s^0 is made, an estimate of the difference in energy is available, which we denote $(s \rightarrow s^0)$. (We take units with $k_B T = 1$ hereafter.) By $V(s)$ we mean the true potential energy. Let $a(s \rightarrow s^0)$ be a modified acceptance probability; we assume that it depends only on the estimate of the energy difference. Let $P(\rightarrow s \rightarrow s^0)$ be the probability for obtaining a value s^0 . Then the average acceptance ratio from s to s^0 :

$$A(s \rightarrow s^0) = \frac{\sum_1 P(\rightarrow s \rightarrow s^0) a(s \rightarrow s^0)}{\sum_1 P(\rightarrow s \rightarrow s^0)} \quad (7)$$

The detailed balance equation is:

$$e^{V(s) - V(s^0)} T(s \rightarrow s^0) A(s \rightarrow s^0) = e^{V(s^0) - V(s)} T(s^0 \rightarrow s) A(s^0 \rightarrow s) \quad (8)$$

Defining:

$$(s \rightarrow s^0) = [V(s^0) - V(s)] - k_B T \ln [T(s^0 \rightarrow s) / T(s \rightarrow s^0)] \quad (9)$$

we can rewrite the detailed balance equation as:

$$A(s \rightarrow s^0) = e^{(s \rightarrow s^0)} A(s^0 \rightarrow s) \quad (10)$$

If the process to estimate s is symmetric in s and s^0 then $P(\rightarrow s \rightarrow s^0) = P(\rightarrow s^0 \rightarrow s)$. Then detailed balance requires:

$$\sum_1 P(\rightarrow s \rightarrow s^0) [a(s \rightarrow s^0) - e^{(s \rightarrow s^0)} a(s^0 \rightarrow s)] = 0 \quad (11)$$

In addition, we must have that $0 \leq a(s \rightarrow s^0) \leq 1$ since a is a probability¹⁷.

The difficulty in using these formulas is that during the MC random walk, we do not know either $P(\rightarrow s \rightarrow s^0)$ or $a(s \rightarrow s^0)$. Hence we must find a function $a(s \rightarrow s^0)$ which satisfies Eq. (11) for all $P(\rightarrow s \rightarrow s^0)$ and $a(s \rightarrow s^0)$.

To make progress we assume a particular form for $P(\rightarrow s \rightarrow s^0)$. In many interesting cases, the noise of the energy difference will be normally distributed. In fact the central limit theorem guarantees that the probability distribution of $(s \rightarrow s^0)$ will approach a normal distribution if the variance of the energy difference exists and one averages long enough. If the noise is unbiased: $\langle (s \rightarrow s^0) \rangle = 0$, then the probability of getting a particular value of $(s \rightarrow s^0)$ is:

$$P(\rightarrow s \rightarrow s^0) = (2\pi)^{-1/2} \exp(-\frac{(s \rightarrow s^0)^2}{2\sigma^2}) \quad (12)$$

In this section only, we will assume that we know the value of σ^2 , that only $\langle (s \rightarrow s^0) \rangle$ is unknown. We will discuss relaxing this assumption in Sec. IV.

In the case of a normal distribution with known variance we have found a very simple exact solution to Eq. (11):

$$a_p(s \rightarrow s^0) = \min(1, \exp(-\frac{(s \rightarrow s^0)^2}{2\sigma^2})) \quad (13)$$

The uncertainty in the action just causes a reduction in the acceptance probability by an amount $\exp(-\Delta^2/2)$ for $\Delta^2 > 2$. We refer to the quantity $u = \Delta^2/2$ as the noise penalty. Clearly, the formula reverts to the usual Metropolis formula when the noise vanishes.

To prove Eq. (13) satisfies Eq. (10), one does the integrals in Eq. (7) to obtain:

$$A(\Delta) = \frac{1}{2} [e^{-\Delta^2/2} \text{erfc}(c(\Delta^2/2 - 1)) + \text{erfc}(c(\Delta^2/2 + 1))] \quad (14)$$

where $\text{erfc}(z)$ is the complementary error function and $c = 1/\sqrt{2}$.

Below we apply Eq. (13) to several simple problems and find that it indeed gives exact answers to statistical precision. The remainder of the paper concerns considerations of efficiency, a comparison to other methods and the more difficult problem of estimating Δ .

III. OPTIMALITY

The chief motivation for studying the effect of noise on a Markov process is for reasons of efficiency. If computer time were not an issue, we could average enough to reduce the noise level to an insignificant level. In this section we are concerned with the question of how to optimize the acceptance formula and the noise level.

A. Acceptance ratio

We first propose a measure of optimality of an acceptance formula and relate that to a linear programming problem. It is clear that Eq. (11) can have multiple solutions; its solution set is convex. For example, if $a(\Delta)$ is a solution then so is $a(\Delta)$ for $0 < \Delta < 1$. Even in the noise-less case, several acceptance formulas have been suggested in the literature^{18,19}. To choose between various solutions we now discuss the efficiency of the Markov process, namely the computer time needed to calculate a property to a given accuracy. It is a difficult problem²⁰ to determine the efficiency of a Markov chain but Peskun²¹ has shown that given two acceptance rules, $a_1(x)$ and $a_2(x)$, if $a_1(\Delta) \geq a_2(\Delta)$ for all $\Delta \in [0, 1]$, then every property will be computed with a lower variance using rule 1 versus rule 2. Hence the most efficient simulation will have the maximum value of Δ . Very roughly what Peskun has shown is that it is always better to accept moves, other considerations being equal.

We propose to call an optimal acceptance formula, one where the average probability of moving is as large as possible. Let $W(\Delta)$ be the probability density of attempting a move with a change in action Δ , ($W(\Delta) \geq 0$). In our definition an "optimal" formula will maximize:

$$Z = \int_0^1 d\Delta W(\Delta) a(\Delta) \quad (15)$$

It is likely that the optimal functions are, to a large part, independent of W and so we set $W(x) = 1$. We subtracted $a_M(x)$, the Metropolis formula, so the integral would be convergent. Note that for the solution for a normal distribution $a_p(\Delta)$ we have: $a_p = \Delta^2/2$.

In the noise-less case one can easily show²¹ that the Metropolis formula is optimal. Without uncertainty, Eq. (10) only couples values with the same j : $a(\Delta) = e^{-\Delta^2/2}$. For each $\Delta > 0$, one needs to maximize: $W(\Delta)a(\Delta) + W(-\Delta)a(-\Delta)$. This and the constraint $0 \leq a(x) \leq 1$ leads to the solution $a(\Delta) = 1$ if $\Delta \leq 1$.

We conjecture that the formula Eq. (13) is nearly optimal; one argument is based on an analysis of the large and small limits: the other is numerical. First, consider moves which are deceptively uphill or downhill $\Delta^2 \approx 2$. We expect downhill moves will always be accepted for an optimal function, so $A(\Delta) = 1$; this is its maximum value. Then from Eq. (10) $A(\Delta) = e^{-\Delta^2/2}$ for $\Delta > 1$. Now we must invert Eq. (7). The unique continuous solution is $a(\Delta) = \exp(-\Delta^2/2)$ for $\Delta > 1$. Hence, in the region $j \neq j'$ the solution is optimal in the class of continuous functions²².

Another approach to finding the optimal solution to Eq. (11) is numerical. We wish to maximize Eq. (15) subject to equality constraints and the inequality constraints that $a(\Delta)$ be a probability. This is an infinite dimensional linear programming (LP) problem, a well-studied problem in optimization theory for which there exist methods to determine the globally optimal solution. To find such a solution, we represent $a(\Delta)$ on a finite basis. We used a uniform grid in the range $-y$ to y and assumed that outside the range $a(\Delta)$ had the asymptotic form derived above. In this discrete basis $A(\Delta)$ is a linear transformation of the acceptance probability: $A_j = \sum_i K_{ij} a_i + c_j$ where c_j

represents the contribution coming from $j > y$. The problem is to find a solution maximizing $\sum_i a_i$ subject to the inequalities: $0 \leq a_i \leq 1$ and the equalities:

$$\sum_i [K_{ij} - e^{x_j} K_{i,j-1}] a_i = e^{x_j} c_j - g_j \quad (16)$$

Fig. 1 shows the LP solution, for $\beta = 1$ compared with $a_p(\beta)$. Note that it is not a continuous function, but for the most part consists of regions with $a_i = 1$ alternating with regions with $a_i = 0$. The LP solution is a very accurate solution to the problem posed, with errors of less than 10^{-5} . The discontinuous nature of the LP solution is to be expected since the solution must lie on the vertices of the feasible region, determined by the equalities and inequalities. To obtain the solution to this difficult ill-conditioned problem, we discretized the values of β on a grid with spacing 0.01. However we only demanded that Eq. (10) be satisfied on a grid with a spacing of 0.2. This implies that there were 40 times as many degrees of freedom as equality constraints and thus most variables were free to reach the extreme values of 0 and 1.

The optimal LP function has a slightly larger value of β , roughly about $\beta_{LP} = 0.45^2$ versus the value for a_p of $\beta_p = 0.5^2$. As far as we can determine, the LP solutions survive in the limit $\beta \rightarrow 0$ and are slightly more optimal than a_p . However, given the inconvenience of determining and programming the LP solutions, and the very limited improvement in β , we see little reason²³ to prefer such solutions. When we added a factor to penalize discontinuities in $a(\beta)$ to the objective function proportional to $\sum_i (a_i - a_{i-1})^2$ (this makes it a quadratic programming problem) then the solution converged to $a_p(\beta)$.

B. Noise level

Now let us consider how to optimize the noise level. An energy difference with a large noise level can be computed quickly, but because of the penalty in Eq. (13) it has a low acceptance ratio, reducing the overall efficiency of the simulation. We should pick β to minimize the variance of some property with the total computer time fixed. The computer time can be written as $T = m(n\tau + t_0)$ where τ is the time for an elementary evaluation of a given energy difference, n is the number of evaluations of β before an acceptance is tried, m is the total number of steps of the random walk and t_0 is the CPU time in the noise-less part of the code. But the error in any property converges as $\sigma = c(m)^{1/2}$ where c is some function of β and the noise level converges as $\sigma = d n^{1/2}$. Eliminating the variables m and n , we write the MC inefficiency:

$$1/\epsilon^2 = T/\sigma^2 = t_0 c(\beta)^2 / f^2 + 1 \quad (17)$$

Here $f = d^2 \tau / t_0$, the relative noise parameter, is the CPU time needed to reduce the variance of the energy difference relative to the CPU time used in the noise-less part of the code: for $f \gg 1$ noise is unimportant, for $f \ll 1$ computation of the noisy energy difference dominates the computer time.

To demonstrate how important this optimization step is, we consider a one dimensional double well with a potential given by:

$$k_B T V(s) = a_1 s^2 + a_2 s^4 \quad (18)$$

We picked parameters such the two minima are at $s = \pm 4$ and the height of the central peak is $V(0) - V(4) = 0.1$, which corresponds to $a_1 = 0.288$ and $a_2 = 0.009$. We used a uniform transition probability ($T(s \rightarrow s') = 1$) with a maximum move step of 0.5. This means overcoming the barrier requires multiple steps, typical of an application which has a probability density with several competing minima. To measure the efficiency, we computed the error on the average value of moments s on Markov chains with 10^7 steps and values of noise in the range 0.001 to 0.06. We also calculated the density and compared to the exact values obtained by deterministic integration. Shown in Fig. 2 is the acceptance ratio versus β . We see that it decreases to zero rapidly at large noise levels. The dotted line ($\propto \exp[-\beta^2/8]$) is the asymptotic form for large β .

Fig. 3 shows an example of the density obtained when the noise in the energy was $\beta = 1$. It is seen that ignoring the noise leads to a much smoother density than the exact result. Using the acceptance formula $a_p(\beta)$ we recover the exact result within statistical errors.

Figure 4 shows the inefficiency (relative to its value when the noise is switched off) versus β and f . In general, as the difficulty of reducing the noise (as measured by f) increases, the calculation becomes less efficient, and the optimal value of β increases. The two panels show the efficiency of computing $\langle s \rangle$ and $\langle s^2 \rangle$; the behavior of the error is quite different for even and odd moments of s because the error in the first moment is sensitive to the rate at which the

walk passes over the barrier, while the second is not. The optimal behavior at large noise level of the first moment occurs because the noise actually helps passage over the barrier: for $f > 3$ a finite optimal value of σ^2 ceases to exist.

On this example, we find that $c(\sigma^2) / \exp(-\sigma^2)$ with $\sigma^2 = 0.09$ for even moments and $\sigma^2 = 0.025$ for odd moments. With this assumption the optimal value of the noise level equals:

$$\sigma^2 = (f-2) \left[\frac{P}{1+2(f-1)} - 1 \right]; \quad (19)$$

Although this formula is approximate (because of the assumption on $c(\sigma^2)$) it does give reasonable values for the optimal σ^2 .

As this example demonstrates, it is much more efficient to perform a simulation at large noise levels. One can quickly try very many moves even if most of them get rejected instead of just a few ones where the energy difference has been accurately computed. However, there are practical problems with using large σ^2 as will be discussed next.

IV. UNCERTAIN ENERGY AND VARIANCE

Unfortunately there is a serious complication: the variance needed in the noise penalty is also unknown. Both the change in energy and its variance need to be estimated from the data. The variance in general will depend on the particular transition: $(s \rightarrow s^0)$; we cannot assume it is independent of the configuration of the walk. Precise estimates of variance of the energy difference are even more difficult to obtain than of energy difference itself since the error is the second moment of the noise and will fluctuate more. In Fig.(3) is shown the effect on the double well example of using an estimate of the variance in the penalty formula instead of the true variance. The systematic error arises because the acceptance rate formula is a non-linear function of the variance. We will see that we must add an additional penalty for estimating the variance from the data.

Let us suppose we generate n estimates of the change in action: $\{y_1, \dots, y_n\}$ where each y_k is assumed to be an independent normal variate with mean μ and variance σ^2 :

$$y_i \sim \mathcal{N}(\mu, \sigma^2) \quad (20)$$

$$\text{var}(y_i) = \sigma^2: \quad (21)$$

Unbiased estimates of μ and σ^2 are:

$$\hat{\mu} = \frac{1}{n} \sum_{i=1}^n y_i \quad (22)$$

$$\hat{\sigma}^2 = \frac{1}{n(n-1)} \sum_{i=1}^n (y_i - \hat{\mu})^2; \quad (23)$$

By construction $\hat{\mu}$ and $\hat{\sigma}^2$ are unbiased. This can be done on a parallel computer if an independent estimate of the energy difference comes from a different processor.

The joint probability distribution function of $\hat{\mu}$ and $\hat{\sigma}^2$ is the product of a normal distribution for the mean and a chi-squared distribution for the variance:

$$P(\hat{\mu}; \hat{\sigma}^2; n) = P(\hat{\mu}; n) P_{n-1}(\hat{\sigma}^2; n) \quad (24)$$

where $P(\hat{\mu}; n)$ is given in Eq.(12) and

$$P_{n-1}(\hat{\sigma}^2; n) = c_n n^{-3/2} e^{-\frac{n}{2\hat{\sigma}^2}} \quad (25)$$

with $c_n = (n-1)/2$ and

$$c_n = \frac{(\pi/2)^{n/2}}{\Gamma(n/2)}; \quad (26)$$

The generalization from the previous section is straightforward. The acceptance probability can only depend on the estimators $\hat{\mu}$ and $\hat{\sigma}^2$. The average acceptance probability is:

$$A(\sigma; \tau) = \int_0^{\tau} d\tau_1 \int_0^{\tau_1} d\tau_2 P(\sigma; \tau_2; \tau_1) a(\sigma; \tau_2): \quad (27)$$

Detailed balance requires:

$$A(\sigma; \tau) = \exp(-\beta U(\sigma; \tau)) A(\tau; \sigma) \quad (28)$$

for all values of σ and $\tau \geq 0$. We have two parameters to estimate and average over instead of one and a two dimensional homogeneous integral equation for $a(\sigma; \tau)$.

In the limit of enough independent evaluations we recover the one parameter equation since $\lim_{n \rightarrow \infty} P_{n+1}(\tau) = \delta(\tau - \tau_0)$ and the equations for different τ 's decouple.

Asymptotic Solution

We can do the same type of analysis at large β as we did when τ was known. A move is definitely uphill or downhill if $\tau > \tau_0$. Assume there exists a solution with $A(\sigma; \tau) = 1$ for $\tau \leq \tau_0$. Then $A(\sigma; \tau) = \exp(-\beta U(\sigma; \tau))$ for $\tau > \tau_0$. Assume this solution can be expanded in a power series in $\tau - \tau_0$, $a(\sigma; \tau) = \sum_{k=0}^{\infty} b_k (\tau - \tau_0)^k e^{-\beta U(\sigma; \tau)}$. Explicitly performing the integrals we obtain:

$$\exp(-\beta U(\sigma; \tau)) = \sum_{k=0}^{\infty} c_k b_k (\tau - \tau_0)^k e^{-\beta U(\sigma; \tau_0)}: \quad (29)$$

Matching terms in powers of $\tau - \tau_0$ we obtain b_k . The expansion can be summed to obtain a Bessel function:

$$a(\sigma; \tau) = \exp(-\beta U(\sigma; \tau_0)) e^{-\frac{\beta}{2} (\tau - \tau_0)^2} J_1\left(\sqrt{\beta} \frac{\tau - \tau_0}{2}\right): \quad (30)$$

This function is positive for $\tau - \tau_0 < n/4$. For larger values of $\tau - \tau_0$ either the assumption of $A(\sigma; \tau) = 1$ is wrong or no smooth solution exists.

Taking the logarithm of the power series expansion, we obtain a convenient asymptotic form for the penalty in powers of $\tau - \tau_0 = \tau - n$:

$$u_B = \frac{\tau^2}{2} + \frac{\tau^4}{4(n+1)} + \frac{\tau^6}{3(n+1)(n+3)} + \dots \quad (31)$$

The "Bessel" acceptance formula is:

$$a_B(\sigma; \tau; n) = \min(1, \exp(-u_B)) \quad (32)$$

The first term $\tau^2/2$, is the penalty in the case where we know the variance. The error in the error causes an additional penalty equal, in lowest order, to $\tau^4/(4n)$. This asymptotic form should only be used for small values of $\tau - n$ since the expansion is not convergent for $\tau - n \geq n/4$. In Fig. 5 we show errors in the detailed balance ratio as a function of $\tau - n$ and n for $n = 128$. It is seen that the errors are small but rapidly increasing as a function of $\tau - n$. We find that the maximum relative error in the detailed balance ratio approximately equal to $0.15 (\tau - n)^2$. Good MC work will have the error less than 10^{-3} requiring $\tau - n < 0.1$. Very accurate MC work with errors of less than 10^{-4} requires a ratio $\tau - n < 0.02$. This is a limitation on the noise level.

Figure 4 shows the effect on the efficiency of the additional noise penalty. While the effect on the even moments is small, the efficiency of the first moment dramatically increases for noise levels $\tau - n > 2$, perhaps because rejections for large dispersions of the energy differences cause difficulty in crossing the barrier. The efficiency becomes more sensitive to $\tau - n$.

We have not found an exact solution for Eq. (28). From numerical searches it is clear that much more accurate solutions exist than the asymptotic form. We have found such piecewise exponential forms. But the Bessel formula is a practical way of achieving detailed balance if one can generate enough independent normally distributed data.

V. DEVIATIONS FROM A NORMAL DISTRIBUTION

We have assumed that \mathbf{x} is normally distributed. In the case the noise is independent of position but otherwise completely general, we can perform the asymptotic analysis. Let us assume that:

$$A(\mathbf{x}) = \int_{-\infty}^{\infty} d\mathbf{P}(\mathbf{y}) a(\mathbf{y}) \quad (33)$$

and that $A(\mathbf{x}) = 1$ for sufficiently negative values of \mathbf{x} . Then for large values of \mathbf{x} the unique continuous solution is:

$$a(\mathbf{x}) = \exp(-u(\mathbf{x})): \quad (34)$$

The penalty u has an expansion in terms of the cumulants of $\mathbf{P}(\mathbf{x})$:

$$u = \sum_{n=2,4,\dots}^{\infty} \frac{\chi_n}{n!} = \ln \left(\int_{-\infty}^{\infty} d\mathbf{x} \mathbf{P}(\mathbf{x}) e^{\mathbf{x}} \right): \quad (35)$$

The odd cumulants vanish because $\mathbf{P}(\mathbf{x}) = \mathbf{P}(-\mathbf{x})$. For the normal distribution this reduces to Eq. (13) and the penalty form is exact. The contribution of higher order cumulants could be either positive or negative leading to positive or negative penalties.

Eq. (35) illustrates a limitation of the penalty method: one can not allow the energy difference to have a long tail of large values. It is important that the energy difference be bounded because a penalty can be defined only if $\lim_{\mathbf{x} \rightarrow \infty} e^{\mathbf{x}} \mathbf{P}(\mathbf{x}) = 0$ so the integral will exist. Suppose the energy difference in Eq. (5) is a sum of an inverse power of the distances to the other particles $= \sum_j r_j^{-m}$ and that r is sampled uniformly. Then we find (in 3 dimensions) that at large \mathbf{x} : $\mathbf{P}(\mathbf{x}) \sim \mathbf{x}^{-3m}$. For any positive value of m the higher order cumulants and the penalty will not exist even though the mean and variance of \mathbf{x} exist under the weaker condition: $m < 3/2$. We must arrange things so that large deviations of the energy difference from the exact value are non-existent or exponentially rare, perhaps by bounding the energy error.

VI. COMPARISON WITH OTHER METHODS

A. Method of Kennedy, Kutli, and Bhanot

Kennedy, Kutli and Bhanot^{15,16} (KKB) have introduced a noisy MC algorithm for lattice gauge theory. We adapted that method for the present application by using energy differences with respect to an approximate potential, $w(\mathbf{s})$, that can be determined quickly and exactly. Proposed moves are "pre-rejected" using $w(\mathbf{s})$ and then the more expensive computation of an estimate of $v(\mathbf{s})$ is done. Let us suppose that the deviation between these potentials can be bounded: $\max_j |w(\mathbf{s}) - v(\mathbf{s})| \leq \epsilon$ for some ϵ . We determine an unbiased estimate of the ratio q needed in Eq. (4) by using the power series expansion:

$$q(\mathbf{s} | \mathbf{s}^0) = e^{-\Delta} = \sum_{n=0}^{\infty} \frac{(-\Delta)^n}{n!} \quad (36)$$

where $\Delta(\mathbf{s} | \mathbf{s}^0) = v(\mathbf{s}^0) - w(\mathbf{s}^0) - v(\mathbf{s}) + w(\mathbf{s})$. With a pre-defined probability we sample terms in the power series up to order n and obtain an estimate of q ; this is a variant of the von Neumann-Ulam method. We finally accept the move with probability

$$a = \min(1, q) = \min(2 - q, 1): \quad (37)$$

For an appropriate choice of parameters, a is in the range $0 < a < 1$ most of the time. The revised KKB method is given by the following pseudo-code:

```

Sample  $\mathbf{s}^0$  from  $T(\mathbf{s} | \mathbf{s}^0)$ 
If  $(\exp[-w(\mathbf{s}^0) + w(\mathbf{s})] < pm)$  then
    reject move
else
     $q_0 = t_0 = 1$ 
```



```

do n = 1;1
  pn = min( =n;1)
  if (pn < pm) exit loop
  sample xn = v(s0) + w(s0) + v(s) - w(s)
  tn = tn-1 xn = (npn)
  qn = qn-1 + tn
end do
if [(1 + qn)/(2 + ) > pm] then accept move

```

In this procedure $\epsilon > 0$ is a parameter which controls the number of terms sampled. For $\epsilon = 1$ the average number of evaluations of x per step is n_e (eq. 1), where n_e is the acceptance ratio of the preliminary rejection step. Each sample of x must be uncorrelated with previous samples. As $\epsilon \rightarrow 0$, one recovers the Metropolis algorithm. The sampling distribution, v , and w have to be fixed to ensure that a is in the interval $[0;1]$ almost all of the time. Violations for which $a < 0$ put a limit on the size of the noise and the size of the sampling step, while ϵ can be made arbitrarily large to remove violations where $a > 1$. This will, however, affect the efficiency. A recent preprint²⁴ proposed to solve the problem of violating the constraints on the acceptance probabilities by introducing negative signs into the estimators. We have not explored this possibility.

We made a comparison to the penalty method with the double well potential, using $w(s) = a_2 s^4$ as the approximate potential. (It connects the random walk but does not have the central barrier.) For a violation level of 10^{-4} , the maximum noise was $\epsilon = 0.4$. This is a much smaller noise level than is optimal in the penalty method. For this noise, a transition step of 0.45 was optimal. To optimize ϵ and δ , we first adjusted ϵ until the half the desired number of violations occurred for $a < 0$. Then we adjusted δ until the total number of violations equaled 10^{-4} . The errors in the first and second moments are given in Table I, along with the parameters used in the KKB algorithm. We find that the KKB method is 2.3 times slower for the first moment and 3.5 times slower for the second moment than the penalty method (run at the same noise level, with the same transition step size and computing the variance with $n = 32$ points). This comparison was done assuming first is sufficiently small that we do not have to take into account the multiple evaluations of the energy differences. Taking that into account would raise the inefficiency of the KKB method by another factor of 2.74, the average number of function evaluations.

We also tested the KKB method with $w(s) = v(s)$ (i.e., the argument of the exponential was only noise). The data for this case is also given in Table I. The maximum value of allowable noise was still $\epsilon = 0.4$. For $\epsilon < 0.2$, the average number of function evaluations was less than one, making the method more efficient than the penalty method, for a fixed noise level. For the first moment, KKB was 3.4 times more efficient for $\epsilon = 0.1$ and 1.3 times more efficient for $\epsilon = 0.2$. However, if we consider optimizing ϵ as in Sec. IIIB, the KKB method is less efficient than the penalty method. To be efficient at large values of f , larger values of ϵ must be used, and there the KKB method is less efficient. At small values of f , the last term in Eq. (17) dominates, and the lesser number of function evaluations yields no advantage for the KKB method.

The KKB method requires taking enough samples to lower the noise to an acceptable value. In contrast, the penalty method requires taking enough samples to ensure the distribution is normal. Also, for this problem, the penalty method could have an even higher efficiency because it could use larger sampling steps sizes (the maximum KKB sampling step size depends on the quality of the approximate function, w). The advantage of the KKB method is that it makes no assumptions about the normality of the noise; the disadvantage is that one cannot guarantee that a is in the range $[0;1]$. Knowledge that the noise is normally distributed allows one to use a much more efficient method.

B. Reweighting

Another alternative noisy MC method is to combine the stochastic evaluation of an exponential with the reweighting method. One can perform a simulation with $w(s)$, generating a random walk $\{s_i\}$. Then an exact average can be generated by reweighting:

$$\langle O \rangle = \frac{\sum_i^P O(s_i) Q_i}{\sum_i^P Q_i} \quad (38)$$

where $Q_i = \exp(-(v(q_i) - w(q_i))/k_B T)$. As discussed above an estimate of Q_i can be generated with the von Neumann-Ulam procedure by stochastically summing the power series expansion of the exponential. In this case we do not care whether the exponential is between 0 and 1, only its variance is important. The difficulty is that the exponent of the

weight increases linearly with the size of the system, i.e. $\langle h(v(s) - w(s))^2 \rangle \propto 1/N$. Hence the variance of $h(v(s) - w(s))$ will increase exponentially with the size of the system. This method is only appropriate for small systems, but no assumptions are made about the distribution of $v(s) - w(s)$. The advantage of including the noise in the random walk rather than reweighting the visited states is that one works with energy differences only and it is possible to make the fluctuations of differences independent of the size of the system.

VII. CONCLUSION

We have shown a small modification of the usual random walk method by applying a penalty to the energy difference can compensate for noise in the computation of the energy difference. If the noise is normally distributed with a known variance, the compensation is exact. If one estimates the variance from n data points, we show that it suffices to have $n \geq 2 \ln(1/\epsilon)$ and apply an additional penalty. On a double well potential we found that the optimal noise level is typically $k_B T \approx 3 k_B T$:

The penalty method utilizes the power of Monte Carlo: one can choose the transition rules to obey detailed balance and to optimize convergence and use only well-controlled approximations. We can generalize to other noise distributions by using numerical solutions to the detailed balance equations as we have shown. We have adapted a method introduced by Kennedy et al.¹⁵ but found it to be much slower once the noise level becomes high.

We now plan to apply the algorithm to a serious application. As we have shown, very large gains in efficiency are sometimes possible. However, the problem remains of ensuring that the estimates of the energy differences are statistically independent and normally distributed.

Codes used in calculations reported here are available at: <http://www.ncsa.uiuc.edu/Apps/CMF/index.html>

ACKNOWLEDGMENTS

This work was initiated at the Aspen Center for Physics and has been supported by the NSF grant DMR-98-02373 and computational facilities at NCSA. DM C acknowledges useful discussions with J. Kuti, A. Kennedy and A. Mira.

-
- ¹ N. Metropolis, A. W. Rosenbluth, M. N. Rosenbluth, A. H. Teller, E. Teller, *J. Chem. Phys.* 21, 1087 (1953).
² D. Ferguson, J. Siepmann, and D. Truhlar, *Adv. Chem. Phys.* 105 (1998).
³ D. M. Ceperley, *Rev. Mod. Phys.* 67, 279 (1995).
⁴ D. M. Ceperley, G. V. Chester and M. H. Kalos, *Phys. Rev. B* 16, 3081 (1977).
⁵ J. M. Hammett and D. C. Handscomb, *Monte Carlo Methods* (Chapman and Hall, London 1964).
⁶ P. A. Whitlock and M. H. Kalos *Monte Carlo Methods* (Wiley, 1986).
⁷ R. Car and M. Parrinello, *Phys. Rev. Lett.* 55, 2471 (1985).
⁸ R. O. Weht, J. Kohano, D. A. Estrin, C. Chakravarty, *J. Chem. Phys.* 108, 8848 (1998).
⁹ J. C. Grossman, L. Mitas, and K. Raghavachari, *Phys. Rev. Lett.* 75, 3870 (1995).
¹⁰ The nuclei do not have to be classical: one can treat quantum effects with imaginary time path integrals. For simplicity, we do not discuss that case.
¹¹ J. D. Doll and D. L. Freeman, *Chem. Phys. Lett.* 227 436 (1994).
¹² M. P. Allen and D. J. Tildesley, *Computer Simulation of Liquids* (Oxford University Press, Oxford, 1987).
¹³ V. Natoli and D. M. Ceperley, *J. Comp. Phys.* 117, 171 (1995).
¹⁴ L. Greengard and V. Rokhlin, *J. Comput. Phys.* 60, 187 (1987).
¹⁵ A. D. Kennedy and J. Kuti, *Phys. Rev. Lett.* 54, 2473 (1985).
¹⁶ G. Bhanot and A. D. Kennedy, *Phys. Lett. B* 157, 70 (1985).
¹⁷ If the sampling probability were also to be only estimated, in particular if the logarithm of T was normally distributed, that would simply add to and the discussion carries through.
¹⁸ Wood, W. W. and J. D. Jacobson, *Proceedings of the Western Joint Computer Conference*, 261 (1959).
¹⁹ A. A. Barker, *Austral. J. Phys.* 18, 119 (1965).
²⁰ A. Mira, PhD thesis, University of Minnesota, (1998). <http://www.stat.umn.edu/~mira>
²¹ P. H. Pleskun, *Biométrie*, 60, 607 (1973).
²² However simply requiring that $A(\cdot) = 1$ for $\cdot \in \partial \Omega$ does not uniquely specify $a(\cdot)$. Numerically we have found other solutions with these boundary conditions.

- ²³ A possible reason would be that one does not have to compute an exponential or random number with such an acceptance formula.
- ²⁴ L. Lin, K. F. Liu and J. Sloan, Lattice 98 Conference Proceedings, 1998 (xxx.lanl.gov hep-lat/9809168).

FIG. 1. The optimal acceptance formula computed using the linear programming method (solid line) and using the penalty method (dotted line). Both are for $\beta = 1$. The accuracy of the LP solution is better than 1 part in 10^{-5} .

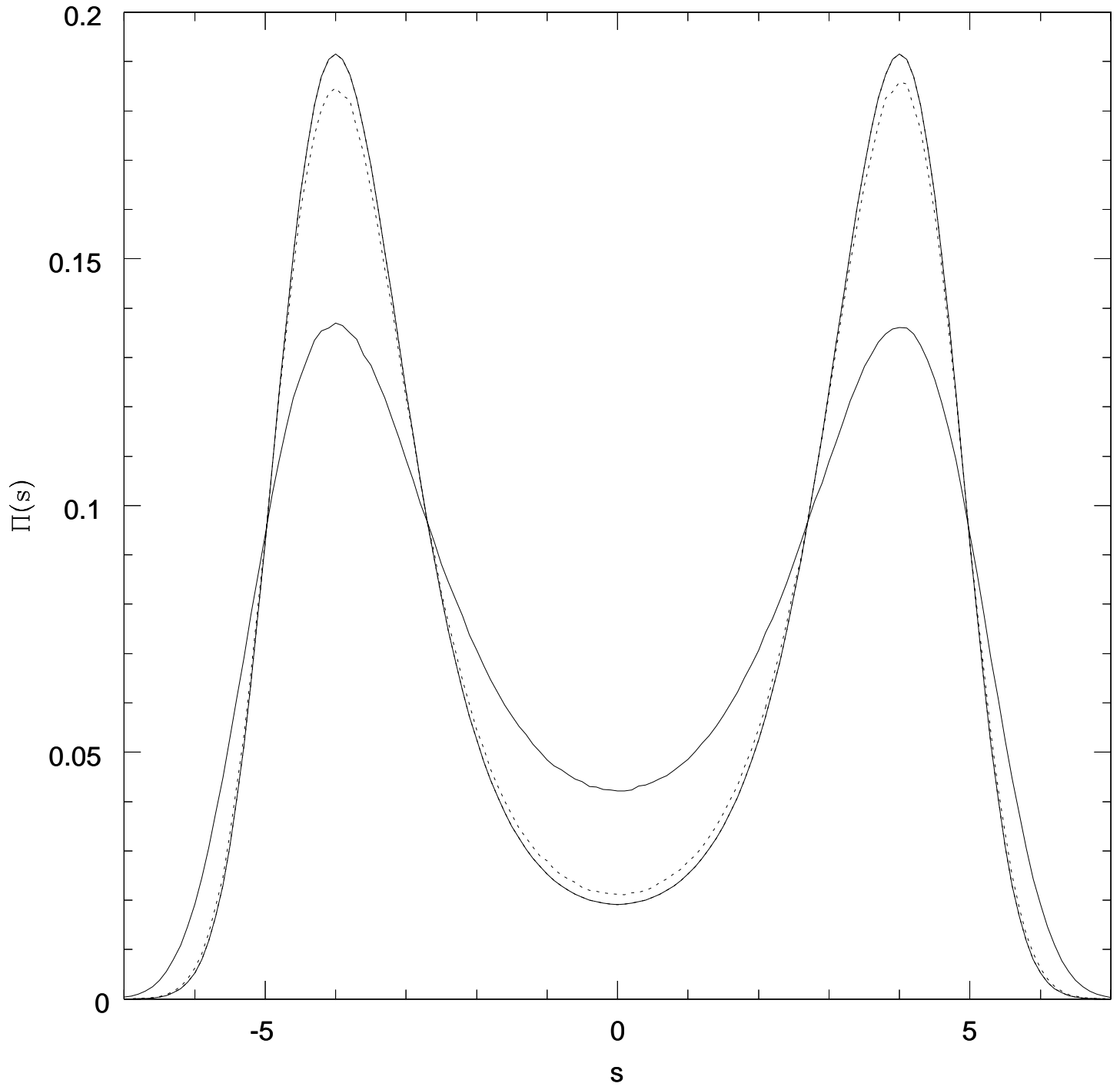


FIG .2. The logarithm of the acceptance ratio as a function of s^2 for the double well potential. The dashed line is proportional to $\exp(-s^2/2)$ and the dotted line to $\exp(-s^2/8)$

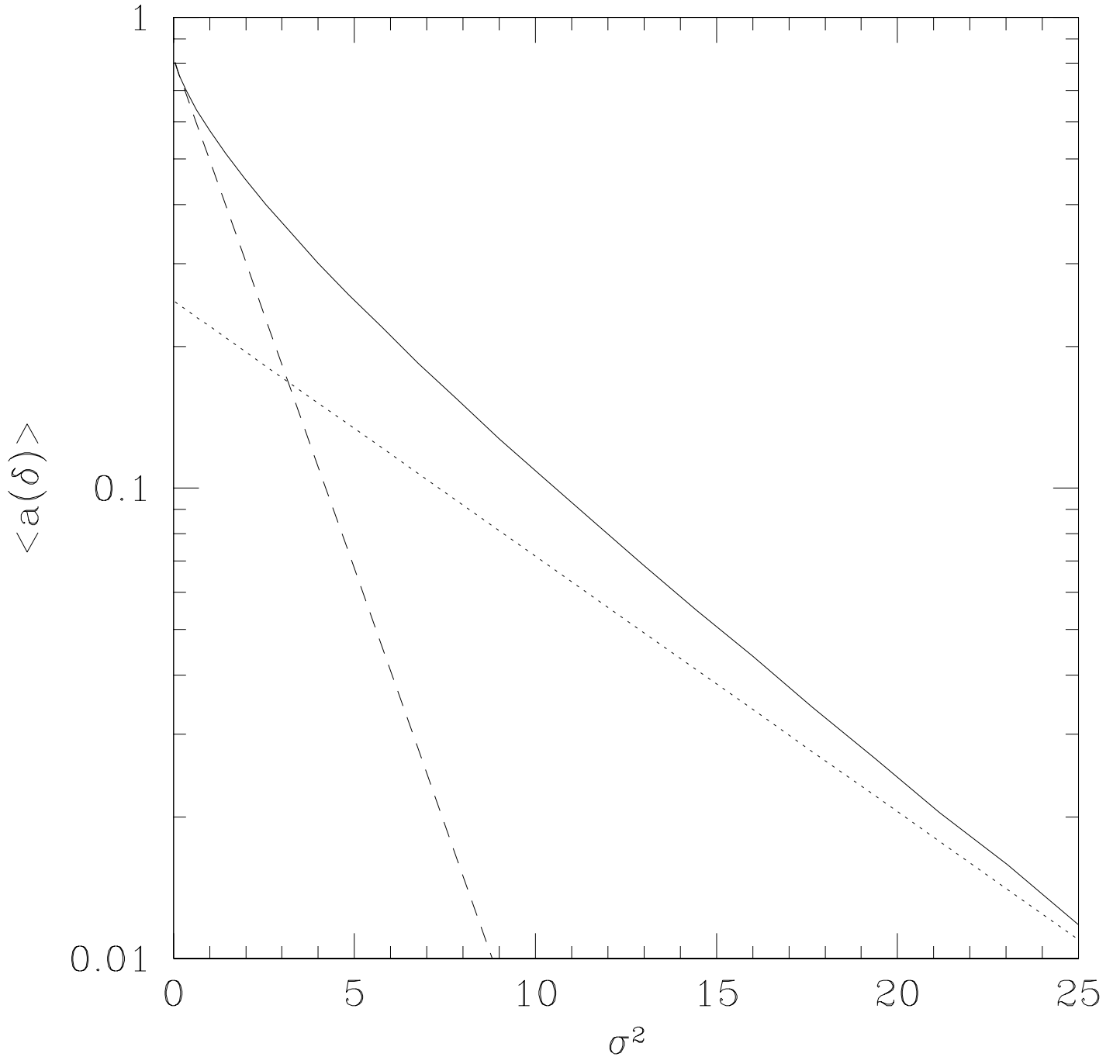
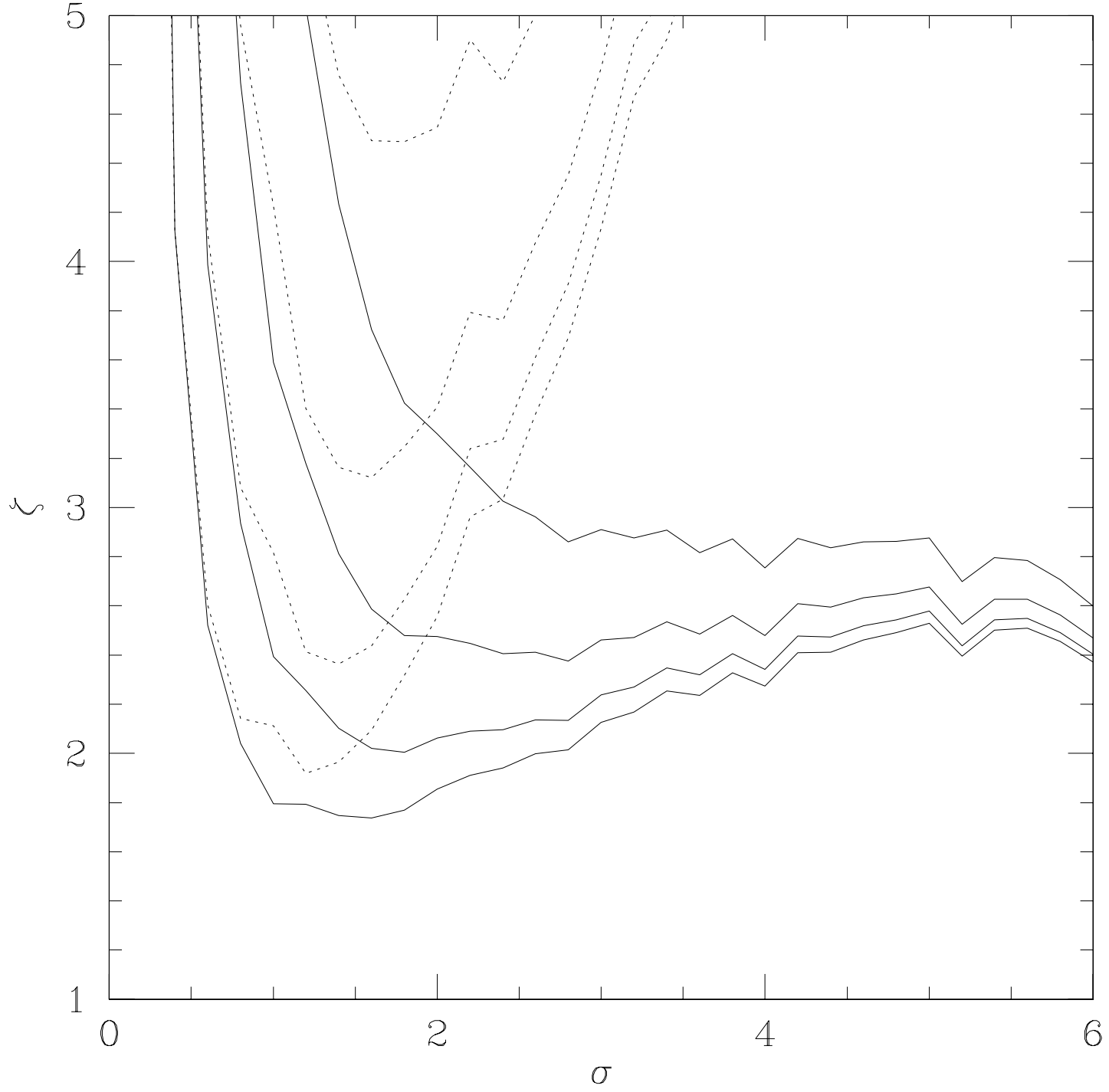
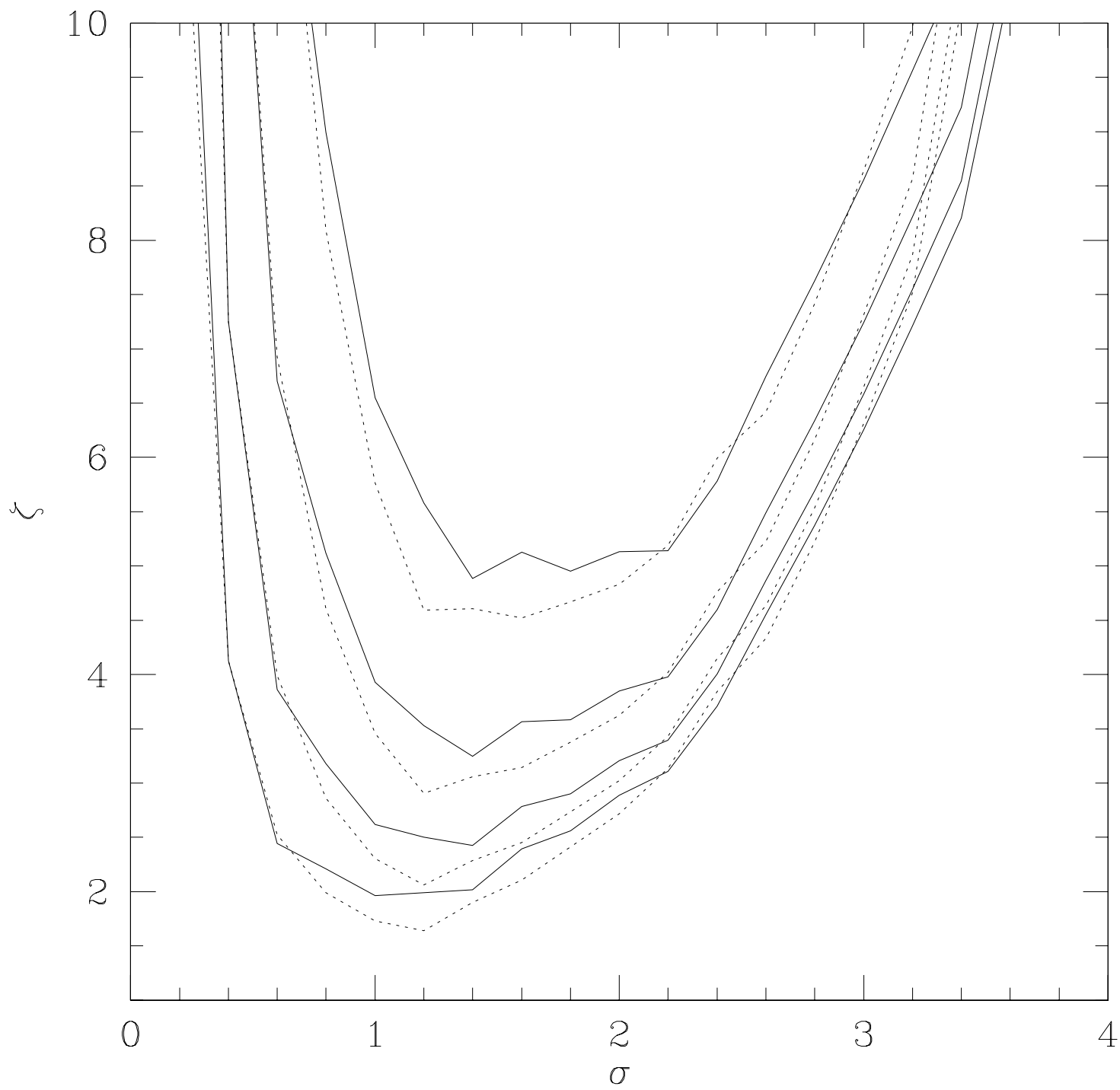


FIG . 3. The density as computed using the the M etropolis formula (solid line), the direct penalty, dashed line, and with Bessel penalty (solid line). In all cases the noise level was $\epsilon = 1$.



(a)

FIG. 4. The relative efficiency of penalty MC as a function of σ and the noise level, f . From bottom to top the values of f are 0.5, 1, 2, 4. The solid lines are assuming the noise is known, the dashed lines are using the Bessel formula with 64 independent evaluations. Fig. (a) is the first moment, (b) is the second moment.



(b)

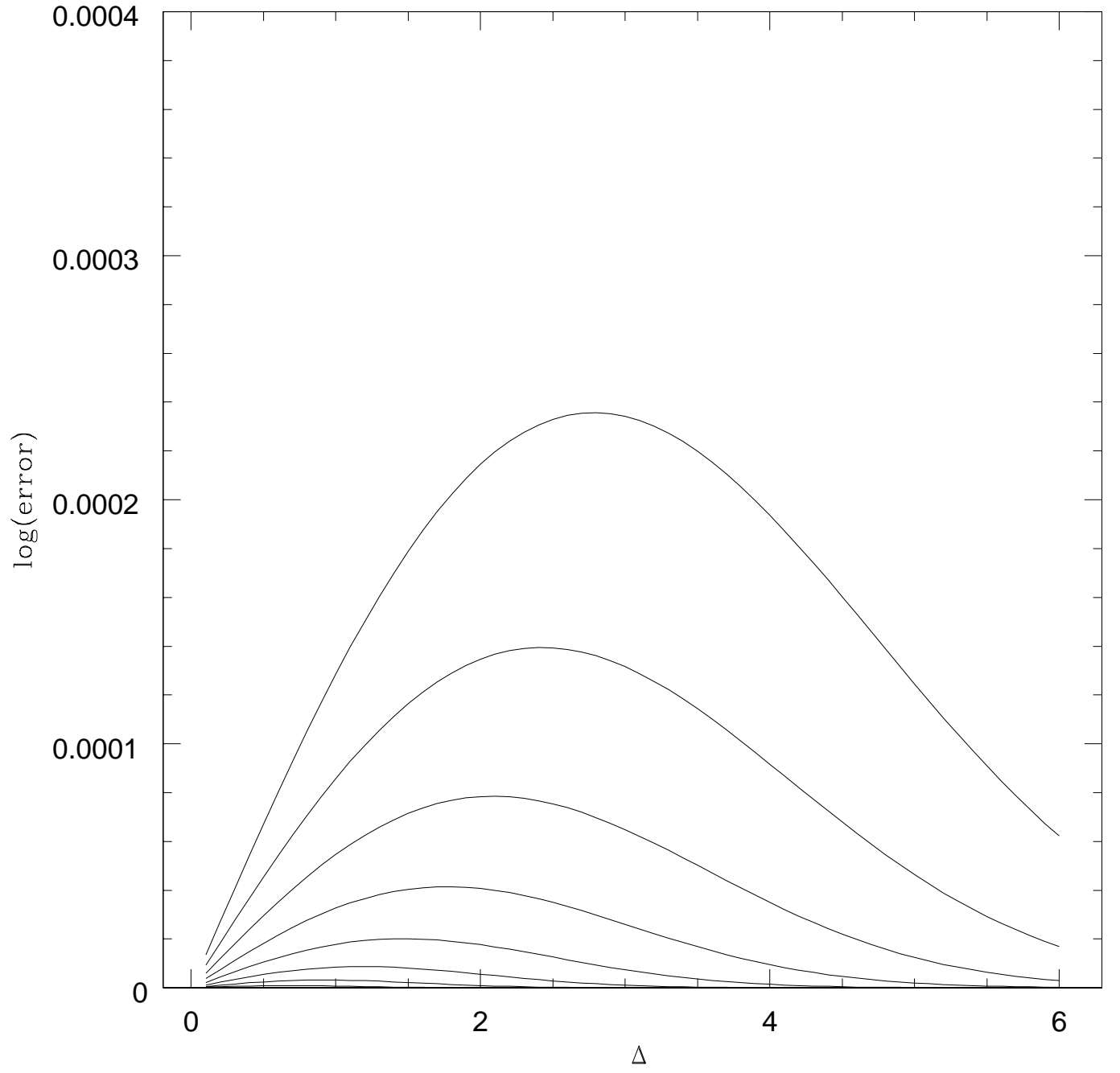


FIG .5. The log of the detailed balance ratio versus Δ for $m = 128$. From top to bottom the curves are with a noise level of $= 2; 1.8; 1.6; 1.4; 1.2; 1.0$.

TABLE I. Computed MC inefficiencies for the modified KKB method and the penalty method. n is the average number of function evaluations per step. The Bessel penalty method uses 32 data points and a transition step of 0.45.

		$c(\cdot)$	KKB parameters		n
	x	x^2			
KKB, $w(s) = a_2 s^4$					
0.0	273	154	1.07	6.0	1.49
0.1	270	152	1.1	6.0	1.52
0.2	275	151	1.2	6.0	1.61
0.3	282	155	1.2	6.0	1.82
0.4	270	145	2.1	4.9	2.74
KKB, $w(s) = a_1 s^2 + a_2 s^4$					
0.1	212	92	0.20	2.0	0.20
0.2	209	89	0.59	1.8	0.59
0.3	221	98	0.75	2.3	1.02
0.4	215	98	1.35	2.1	1.93
Penalty					
0.0	175	74			
0.1	174	78			
0.2	184	76			
0.3	183	76			
0.4	178	78			