

Spin-Mediated Consciousness Theory: Possible Roles of Oxygen Unpaired Electronic Spins and Neural Membrane Nuclear Spin Ensemble in Memory and Consciousness

Huping Hu*

Biophysics Consulting Group, 25 Lubber Street, Stony Brook, NY 11790

Maoxin Wu

Department of Pathology, Mount Sinai Medical Center, New York, NY 10029-6574

ABSTRACT

A novel theory of consciousness is proposed in this paper. We postulate that consciousness is connected to quantum mechanical spin since said spin is embedded in the microscopic structure of spacetime and may be more fundamental than spacetime itself. Thus, we theorize that consciousness is connected with the fabric of spacetime through spin. That is, spin is the “pixel” and “antenna” of mind. The unity of mind is achieved by non-local means within the pre-spacetime domain interfaced with spacetime. Human mind is possible because of the particular structures and dynamics of our brain postulated working as follows: The unpaired electronic spins of highly lipid-soluble and rapidly diffusing oxygen molecules (we call “molecular spin beam” or “MSB”) extract information from the dynamical neural membranes and communicate said information through strong spin-spin couplings to the nuclear spin ensemble in the membranes for consciousness-related quantum statistical processing which survives decoherence. In turn, the dynamics of the nuclear spin ensemble has effects through spin chemistry on the classical neural activities such as action potentials and receptor functions thus connecting with the classical neural networks of the brain. Our proposal calls for associative encoding of neural memories in the dynamical structures of neural membranes. Therefore, according to the present theory: (1) the dynamical nuclear spin ensemble is the “pixels” of mind; (2) the neural membranes are the pixel-embedding and associative memory storage matrices; and (3) the unpaired electrons of the rapidly diffusing oxygen molecules are the spin beam for information retrieval, communication and pixel-activation. Together, they form the interface (neural substrates) to consciousness. We also present supporting evidence and experimentally testable predictions.

*Correspondence Author. E-mail: drhu@quantumbrain.org Phone/Fax: 212-898-1103

I. Introduction

Experimentally, tremendous progress has been made in neuroscience over the last several decades [e.g., 1,2]. Tens of thousands of experiments have been performed and even more papers were written. Theoretically, numerous versions of quantum and non-quantum consciousness theories have been proposed over the years [e.g., 3-11], but at this stage almost all are speculative and none is commonly accepted. Philosophically, the age-old debate about consciousness has intensified like a raging fire [e.g., 12-14]. But despite all these efforts, what is and causes consciousness remains a deep mystery. In this paper, we propose a novel theory of consciousness with the hope that it would shed some lights on these issues.

The mechanism of anesthetic action is closely related to the inner workings of consciousness. However, how general anesthetics work is itself a 150-year old mystery [15]. Thus, solving the anesthetic problem may help us greatly in finding the neural substrates of consciousness.

We have already proposed within the framework of conventional neuroscience that general anesthetic may cause unconsciousness by perturbing oxygen pathway in neural membranes and oxygen-utilizing proteins, such that the availability of oxygen to its sites of utilization is reduced, which in turn triggers cascading cellular responses through oxygen-sensing mechanisms, resulting in general anesthesia [15].

Now we ask the question whether anesthetic perturbations of neural membranes and oxygen pathways in said membranes themselves are the direct cause of unconsciousness. This conjuncture requires that molecular oxygen and neural membranes be directly involved in memory and consciousness.

Oxygen molecule contains two unpaired valence electrons thus is strongly paramagnetic and at the same time chemically reactive as a bi-radical. The existence of unpaired electrons in stable molecules is very rare indeed. Oxygen bi-radical is well known in spin chemistry which is a field focused on the study of free-radical mediated chemical reactions where very small magnetic energies can change non-equilibrium spin conversion process [e.g., 16,17]. Thus oxygen molecule may serve as a ‘spin-catalyst’ in consciousness-related neural biochemical reactions such as those dual path radical reactions driven/initiated by active oxygen species [e.g., 18]. In addition, oxygen is an essential component for energy production in the central nervous system. One of the most immediate purposes of our respiratory and circulatory systems is to deliver oxygen to the brain [19].

As to neural plasma membranes, they behave much like ‘liquid crystal’ semiconductors. They transmit neural signals through propagating action potentials formed by the collective actions of voltage-regulated ion channels on the membranes. They maintain a delicate environment for the proper functions of neural receptors and serve as barriers, carriers and filters for the proper metabolic life of a neuron. Their major molecular components are phospholipids. Each phospholipid molecule contains on its lipid chains a

cluster of more than 60 nuclear spin $\frac{1}{2}$, one in each hydrogen atom attached to the chain (see Figure 2). Indeed, proton nuclear spin $\frac{1}{2}$ is the most abundant unpaired nuclear spin to be found in the brain and elsewhere in any biological materials. Nothing else even comes close. The whole magnetic resonance imaging (MRI) technology is based on the abundance of proton nuclear spin in human body.

Spin is a unique quantum mechanical concept with its own mystery, being often said to have no classical counterpart [20]. Unlike mass and charge that enter a dynamic equation as arbitrary parameters, spin reveals itself through the structure of the relativistic quantum (Dirac) equation for fermions [21]. Thus, it is deeply connected to the microscopic structure of space-time. Further, because spin uniquely determines the statistical properties of fermions and bosons [22] – two classes of all known elementary particles, it may be said that spin makes a particle “conscious” about what quantum statistical rules to follow in a many-body system.

Indeed, modern physics leads us right down to the microscopic domain of spacetime where many models of elementary particles and even space-time itself are built with spinors [23] which were first used by Pauli and Dirac to describe an electron of spin $\frac{1}{2}$ [24, 21].

Therefore, we strongly believe that Nature have utilized quantum mechanical spin in constructing a conscious biological mind.

II. Nature of Spin

As already mentioned above, spin is deeply connected to the geometric structure of spacetime as reflected by the Dirac equation [21]. Indeed, Penrose had considered early on that spin might be more fundamental than spacetime and invented spinor and twistor algebras for a combinatorial description of space-time geometry [25, 26]. Bohm and Hiley generalized the twistor idea to Clifford algebra as possible basis for describing Bohm’s implicit order [27]. Recently various spin foams have been constructed out of spinors for the purpose of constructing a consistent theory of quantum gravity [e.g., 28].

Many others have also study the nature of spin from both classical and quantum mechanical perspectives. Fore example, Newman showed that spin might have a classical geometric origin [29]. By treating the real Maxwell Field and real linearized Einstein equations as being embedded in complex Minkowski space, he was able to interpret spin-angular momentum as arising from a charge and “mass monopole” source moving along a complex world line [29]. Galiautdinov has considered a theory of spacetime quanta and suggested that spin might manifest the atomic structure of spacetime [30]. Finkelstein is proposing that spin derives from a swap – a projective permutation operator, and the two-valued spin representation from a deeper 2-valued statistics [31].

Furthermore, Sidharth has discussed the nature of spin within the context of quantized fractal spacetime and showed that spin is symptomatic of the non-commutative geometry

of space-time at the Compton scale of a fermion and the three dimensionality of the space result from the spinorial behavior of fermions [32,33]. He showed that mathematically an imaginary shift of the spacetime coordinate in the Compton scale of a fermion introduces spin $\frac{1}{2}$ into general relativity and curvature to the fermion theory [32]. The reason why an imaginary shift is associated with spin is to be found in the quantum mechanical zitterbewegung within the Compton scale and the consequent quantized fractal space-time [32]. Further, according to Sidharth, a fermion is like a Kerr-Newman Black Hole within the Compton scale of which causality and locality fails [33].

III. Nature of Consciousness

There is no coherent view as to what is and causes consciousness. Some neuroscientists would say that it is the connections between the neurons and the coherent firing patterns thereof. Some physicists would propose that it is connected to the measurement problem in quantum theory and thus the solution lies there. A few philosophers would suggest that a new kind of properties and laws are required. The literature in these areas has become so vast that it is impossible to discuss here even the major views expressed therein. Interested readers are thus directed to a list of online papers maintained by Chalmers for more exposure [34]. For sure, such disarray has its historical reasons. Ever since Descartes divided the universe into matter and mind stuff, science has been for the most part steered clear from this subject until recently.

Philosophically, Chalmer argues that consciousness cannot be explained through reduction, because mind does not belong to the realm of matter [12]. Thus, his approach is dualistic. In order to develop a consciousness theory based on this approach, he suggests expanding science in a way still compatible with today's scientific knowledge. Chalmer outlines a set of fundamental and irreducible properties to be added to space-time, mass, charge spin etc. and a set of laws to be added to the laws of Nature [12]. Further, he considers that information is the key to link consciousness and the physical world.

On the theoretical front, there are quite a few quantum theories of mind [e.g., 3-8]. Among these, Penrose' Objective Reduction (OR) combined with Hameroff's microtubule computation are perhaps the most popular, and the "marriage" between the two produced the Orchestrated Objective Reduction (Orch OR) in microtubules [3,4]. According to Penrose, each quantum state has its own spacetime geometry, thus superposition of quantum states entails superposition of different spacetime geometries. Under certain conditions, such spacetime geometric superposition would separate under its own "weight" through a non-computable process, which in turn would collapse said quantum state superposition [3]. Hameroff suggested that such self-organized OR could occur in microtubules because of their particular structures, thus, born the Orch OR. According Orch OR, each self-separation of macroscopic spacetime geometry superposition corresponds to a discrete conscious event. In addition, it seems that Penrose does accept a separate mental world with grounding in the physical world [3,4]. Our view on microtubules is that they are perhaps too far removed from all the major neural actions

such as neurotransmitter releases and ensuing action potential propagation. Thus, it is hard to associate microtubule activities with the conscious activities of the brain.

There are also a number of theories based on conventional neuroscience [e.g., 9-11]. Our view on these is that whatever the final accepted version based on neuroscience (classical physics), it may be accepted as phenomenally or classically correct. The reason is that we must rely on the classical parts of the brain working according to conventional neuroscience to provide us the necessary neural components and wirings such as coherent neural firings, neurotransmitter releases and neural plasticity to support any realistic quantum activities of the brain. The situation is much like that in quantum computation where classical components form the supporting system of a quantum computer. Without these classical components, quantum computation could not be implemented at all.

In comparison, our own working philosophy is more pragmatic. We accept mind as real existence. Next, we ask “where” and “how.” To answer these, we take the reductionist approach both to the end of physics to see what is left there and to the microscopic domain of a neuron to see what is really important for the functioning of a conscious brain. What we found is that there is almost nothing left at the end of physics except the notions of quantized space-time and spin as the elements for a possible mathematical description of the physical world. Therefore, we accept the idea of a separate space for the mind. On the other hand, we found what is really important in the microscopic domain of neural activity is the interaction between oxygen molecules and the neural membranes as mentioned earlier in this paper and discussed elsewhere [15].

Naturally, since the mind has to observe and interact with the physical world, we assume that the mind space must be in a pre-spacetime connectable to spacetime. We then ask what are the connecting elements. Instead of proposing new “proto-elements,” we seek connections between existing elements in physics and the brain. We found that the possible answer is the quantum mechanical spin. Thus, we tentatively conclude that, if consciousness is to find its connection to quantum theories, the best physical candidate is spin along with its interplay with spacetime.

Specifically, we try to answer these questions: (1) what are the neural substrates of consciousness; (2) what physical processes are involved in conscious experience; (3) what physical and biochemical process are involved in connecting consciousness to the classical neural networks of the brain and (4) what binding mechanism allows the mind to achieve unity.

IV. General Postulates

With above discussions in mind, we tentatively give the following Postulates:

- (1) There exists, as part the universe, a pre-spacetime domain within which mind resides, quantum mechanical spin arises, and entanglement originates. Such spin is intrinsically connected to mind and, further, is embedded in the microscopic

structure of spacetime at the interface with pre-spacetime through fermionic building blocks of spacetime.

- (2) Quantum theory and related statistics describe the interface dynamics of spacetime and pre-spacetime arising out of the interplay between the two. In turn, said interplay is the origin of *complex* representation in quantum theory and the need of Hilbert space.
- (3) A Biological mind observes and interacts with spacetime (physical world) through unpaired fermionic spins embedded in the microscopic structure of spacetime with one ensemble of entangled unpaired spins as its ‘pixels’ and a second ensemble of spin triplets (‘spin beam’) as its scanning antenna and pixel - activating agents through spin-spin couplings. The unity of a single conscious mind is achieved through entanglement in pre-spacetime.
- (4) The record of a single mind contains the statistical mixtures of all possible quantum states associated with the pixels of said mind along with the underlying spacetime geometries since spin and spacetime geometry is intrinsically connected. Interactions between the pixels and the spin beam cause the quantum states within said statistical mixtures to transform. A single conscious experience is intrinsically linked to one or a set of such transformations along with the transformations of the underlying spacetime geometries that have grabbed the attention of the mind through quantum Zeno effect or non-computable means within pre-spacetime.

With respect to Postulate (1), neither the idea of a pre-spacetime nor that of a separate mental space is new. Notably, Wheeler had suggested a notion of pre-space, based on something deeper than geometry, from which geometry is to emerge [35]. Bohm’s notion of an implicate order which governs his quantum potential can also be said as some kind of pre-spacetime [36]. Further, Penrose’ spin network and twistor space and their extensions by others like the spin foam are also some kind of pre-spacetime [25,26,28].

Many philosophers and quite a few scientists have advocated the existence of a separate mental world [3,12]. The present theory of consciousness belongs to that dualist camp. We justify our choice of a dualistic world based on real existence of mind and the lack of any suitable host of mind in the physical world as discussed earlier.

What may be considered as new in Postulate (1) are the ideas of intrinsic connection of spin to mind, the specification of mind to be within pre-spacetime, the origin of spin, the arena of entanglement, and the direct interface of spacetime and pre-spacetime through embedding fermionic spin. Such specifications of mind-physics architect together with other Postulates will allow us to build a qualitatively detailed working mechanism of consciousness as will be seen later. Further, since we assume that fermions are the building blocks of spacetime fabric, there is no independent background spacetime. The only background is the pre-spacetime.

In Postulate (2), the origin of quantum theory and related statistics together with its complex representation in Hilbert space is proposed. The reason for such proposal is to provide an ontological link between mind and quantum theory. Without mind being included in a ‘theory of everything’, such a theory would be incomplete to say the least. It should be pointed out that the proposal is not about the ontological interpretation of quantum mechanics with respect to the measurement problem.

According to Postulate (2), quantum theory and related statistics are about the interface dynamics of spacetime and pre-spacetime arising out the interplay between the two. Thus, non-locality /entanglement in quantum theories originates from the properties of pre-spacetime within which locality and causality do not apply. Several formulations of quantum mechanics may support such proposition [see 32,33].

Further, it is proposed that the interplay between pre-spacetime and spacetime is the origin of complex representation of quantum theory in Hilbert space. This view is justifiable from the works of Penrose, Newman and Sidharth [3,29,32,33]. After all, complex number contains an ‘imaginary part’ through $i = \sqrt{-1}$ which is an ‘imaginary’ extension from the real numbers in mathematics.

In addition, according to Postulate (2), the computation power of a quantum computer originates from pre-spacetime since the origin of entanglement is within pre-spacetime.

Postulate (3) links mind and matter and is very important to the present theory of consciousness. It proposes how a biological mind residing in pre-spacetime observes and interacts with spacetime (physical world - fermions are considered to be the building blocks of spacetime). We theorize that this is done through unpaired fermionic spins that serve as the ‘pixels’ and ‘antenna’ of mind. We further theorize that the unity of a biological mind is achieved through strong entanglements in pre-spacetime. The idea of mind unity through entanglement is not new [e.g., 6].

Why use unpaired fermionic spins as pixels of mind? There are two reasons. First, we have already discussed at length why mind is intrinsically connected to fermionic spin. Second, tightly paired/entangled fermionic spins in quantum state $|S\rangle = (1/\sqrt{2})(|1/2\rangle - |1/2\rangle - |-1/2\rangle|1/2\rangle)$ have total spin zero and zero net magnetic moment, thus have zero spin and magnetic interactions with others.

In theory, the pixels of mind can also, at the same time, serve as the antenna of mind to scan and extract information from their environment. The alternative is to have another group of spins to serve the functions of antenna. Specifically, we propose that spin triplets be the antennas of mind. This choice is dictated by what types of spins a biological brain actually possesses as will be amply discussed in the next section.

Postulate (4) defines the record of a single mind and the mechanism and content of conscious experience. It should be pointed out that there may not be any large-scale quantum coherence in the warm and wet brain according to the decoherence theory [37]. However, the present theory does not depend on such a coherence to work. We have

assumed in Postulate (1) that mind exist by its own right and resides in pre-spacetime. The question is how does mind process and harness the information received through its pixels from the spin beam so that it can have conscious experience. Because there exist at the present several ontological interpretations of quantum mechanics with respect to the measurement problem that we cannot discuss in detail here, we use the term “transformation” instead of collapse, reduction or decoherence to describe the dynamics of the pixels under repeated activations by the spin beam.

We propose the record of a single mind to contain the statistical mixtures of all possible quantum states associated with the pixels of said mind along with the underlying spacetime geometries because of the intrinsic connections between spin and the microscopic structures of spacetime. It is not hard to see that the organization of such statistical mixture and the numbers and configurations of the constituent quantum states depend on the history of said mind and is, thus, closely related to the concept of associative memory in neuroscience as will be discussed in more detail later.

The interactions between the pixels and the spin beam will then transform the quantum states within the statistical mixture into a new set of quantum states in a new statistical mixture. We theorize that a single conscious experience is intrinsically connected to one or a set of said quantum state transformations, along with the transformations of the underlying spacetime geometries, that have grabbed the attention of the mind through quantum Zeno effect [e.g., 6] or non-computable means within pre-spacetime [e.g., 3]. Indeed, the many-mind interpretation of quantum theory as proposed by Donald may support the present formulation of the record and conscious experience of a single mind [8].

V. Mechanism of Spin-Mediated Consciousness and Memory

Overview

Figure 1 is a highly schematic drawing of the overall picture of a spin-mediated consciousness model as proposed in this paper. At this stage, the model is qualitative. A quantitative model will be built in the future. At the top of Figure 1, a two-neuron network is shown. The connections between the two neurons are made at the two synapses each of which consists of a synaptic knob with synaptic vesicles inside, a synaptic cleft where the neurotransmitters are released from a infusing synaptic vesicle at the presynaptic membrane on the knob, and a postsynaptic membrane that contains one of the many “micro-sites” of consciousness. The neural activities of the postsynaptic membrane are immediately shown below the neurons in Figure 1. These activities include biochemical reactions immediately following the release of neurotransmitters into the synaptic cleft, ensuing collective activities of multiple ion channels and the action potentials and their propagations produced thereof, and other enzymatic activities.

The present model is mainly concerned with the spin dynamics of proton nuclear spin ensemble inside the postsynaptic membranes under the influence of electronic spin

triplets of rapidly diffusing paramagnetic oxygen molecules in the membranes and the connections of such dynamics to conscious experience. Such dynamics is described by quantum theory and related statistics with input and out information flows as schematically shown in the middle of Figure 1. According to Postulate (2), said quantum theory and related statistics describe the interface dynamics of spacetime and pre-spacetime. On the bottom of Figure 1, pre-spacetime, its interface with spacetime, a single conscious mind inside pre-spacetime is schematically shown. The mechanism of spin-mediated consciousness including conscious experience will be described below.

Proton nuclear spin ensemble

Figure 2 shows side-by-side the chemical structure and atomic model of a typical phospholipid found in neural membranes together with the diffusing oxygen molecules in Lewis structure and atomic model respectively. As can be seen, each phospholipid molecule contains more than 60 hydrogen atoms on its double lipid chains each of which contains proton nuclear spin $\frac{1}{2}$. Because the small mobility of a proton in comparison to an electron, proton nuclear spins can only interact with each other and the environment through their small magnetic dipoles associated with their nuclear spin $\frac{1}{2}$. That is why they have such long relaxation time after excitations [38]. This property of proton nuclear spins is ideal for mind to use them as its pixels. In addition, these nuclear spins can form various intra-molecularly entangled quantum states under different external activations [39,40]. These entangled states represent different information to the mind. Thus, the proton nuclear spins of the two lipid chains of each phospholipid can serve as one pixel of a biological mind.

Molecular spin beam

There are several reasons favoring a molecular spin beam. An ensemble of nuclear spins embedded in neural membranes alone is probably unable to extract useful information from said membranes because, as mentioned above, proton nuclear spins have small mobility and can only interact with the membrane through their small magnetic dipoles. Thus, they probably can only feel the thermal noise from the membrane without external activations.

In contrast, an electron, even attached to a molecule, is much more mobile and can interact with its environment and themselves through collision-induced conformational changes, spin-orbital coupling, its large magnetic dipole, and even Heisenberg exchange interactions under some circumstances [41]. The magnetogyric ratio of the electron is about three orders of magnitude larger than that of the proton nuclear spin, which allows an electron to produce a strong local magnetic field along its path of diffusion [41]. The mobility and large magnetic dipole of an electron allow it to strongly interact with the nuclear spin ensemble through either its magnetic dipole or Fermi-contact interaction. Thus, a stable unpaired electron hosted in a suitable molecule is able to extract

information from the diffusing path of the molecule and communicate said information to the nearby nuclear spins in the ensemble.

It turns out that oxygen bi-radical is such a suitable molecule. Oxygen contains two unpaired electronic spins that are in triplet state with a total spin $\mathbf{S} = 1$. In the absence of a strong external magnetic field, the triplet spin state is degenerate. It can be expressed as:

$$|\mathbf{S}\rangle = a|\mathbf{1}\rangle + b|\mathbf{0}\rangle + c|\mathbf{-1}\rangle$$

where $|\mathbf{1}\rangle = |1/2\rangle|1/2\rangle$, $|\mathbf{0}\rangle = (1/\sqrt{2})(|1/2\rangle|-1/2\rangle + |-1/2\rangle|1/2\rangle)$ and $|\mathbf{-1}\rangle = |-1/2\rangle|-1/2\rangle$. \mathbf{S} can interact strongly with a proton spin cluster in a phospholipid through Fermi-contact or dipole-dipole interaction as oxygen molecule rapidly diffusing through the neural membrane so as to transfer the information it learned from its path of diffusion to the nuclear spin clusters along the path, while $|\mathbf{S}\rangle$ evolves successively under a time-dependent Hamiltonian H according to the Schrodinger equation (see Figure 2).

Spin-Mediated Mechanism

The key circuits of spin-mediated consciousness are outlined here. The unpaired electronic spins of highly lipid-soluble and rapidly diffusing oxygen molecules (we call ‘molecular spin beam’ or ‘MSB’) extract information from the dynamical neural membranes and communicate said information through strong spin-spin couplings to the nuclear spin ensemble in the membranes for consciousness-related quantum statistical processing which survives decoherence. In turn, the dynamics of the nuclear spin ensemble has effects through spin chemistry and other possible means on the classical neural activities such as action potentials and receptor functions thus connecting with the classical neural networks of the brain.

The above circuitry calls for associative encoding of neural memories in the dynamic structures of the neural membranes that also manifest themselves as geometric structures of spacetime at the interface with pre-spacetime. Therefore, according to the present model: (1) the dynamical nuclear spin ensemble is the ‘pixels’ of mind; (2) the neural membranes are the pixel-embedding and associative memory storage matrices; and (3) the unpaired electrons of the rapidly diffusing oxygen molecules are the spin beam for information retrieval, communication and pixel-activation. Together, they form the interface (neural substrates) to consciousness.

Statistical quantum processing

As mentioned earlier, there may not be any large-scale quantum coherence in the warm and wet brain to support those quantum theories of mind that require macroscopic quantum effect [37]. In contrast, the present theory does not depend on such a coherence to work. Instead, The essential question is how does mind process and harness the information from its pixels that are statistical mixtures so that it can have conscious

experience. We have theorized that quantum Zeno effect [6] or non-computable mean within pre-spacetime is used by mind to perceive [3].

Indeed, each proton nuclear spin is a qubit, each oxygen spin triplet is tightly entangled two-qubit (“qudigit”) and there is coherent and incoherent intra-molecular superposition of multiple nuclear spins [39,40]. Further, liquid NMR quantum computation is a reality [42,43]. Thus, we think that mind must have utilized these quantum resources to implement quantum statistical processing to harness information. The quantum statistical processing network in neural membrane is formed by the proton nuclear spin ensemble and the diffusive oxygen spin triplet beam both of which may be subjected to the effect of membrane dynamics and possibly a very weak electromagnetic field produced by nearby ion channels and coherent neural firings.

Further, some type of quantum statistical computation as proposed by Castagnoli *et al* is also a possibility [44]. There a triode network made of triplet pairs of spin $\frac{1}{2}$ fermions and their quantum statistical relations due to particle indistinguishability was utilized to implement the computation, together with a randomly-varying magnetic field as heat bath for annealing [44]. The scheme develops quantum parallelism through the incoherent superposition of parallel computation paths (i.e., the mixtures). It replaces the superposition of coherent parallel computation paths with the almost indestructible superposition of different permutations of identical particles subject to a given statistics, thus surviving decoherence [44]. It is plausible that a similar quantum statistical computation scheme may have already been implemented by a conscious mind for processing and harnessing information.

Inside the Mind

An inside view of a mind is schematically shown on the bottom of Figure 1. The unbroken black area represents a single unified mind. Each ellipse within the black area represents one pixel of said mind. Each pixel consists of all the proton nuclear spins in the lipid chains of a phospholipid molecule (See Figure 2). The different patterns on the activated pixels represent different statistical mixtures of entangled quantum spin states and their underlying spacetime geometries. These patterns transform successively under repeated activations by the triplet spins of rapidly diffusing oxygen molecules. A single conscious experience is shown by the thick red line that represents one or a set of patterns that have grabbed the attention of mind through quantum Zeno effect or non-computable means within pre-spacetime.

Memory Model

We have proposed above that the record of a single mind contains the statistical mixtures of all possible quantum states associated with the pixels of said mind along with their underlying spacetime geometries. We further pointed out that the organization of such statistical mixture and the numbers and configurations of the constituent quantum states

depend on the history of said mind and are connected to the classical associative memory in neuroscience. The question is how are they connected? First, the proton nuclear spins as the pixels of mind is embedded in the neural membrane. Thus, the conformational changes of membrane components and the corresponding changes in the dynamics of membranes [47], which we propose as the content of classical associative memory, are the classical support system of the record of said mind. However, as we have discussed earlier, an ensemble of nuclear spins embedded in neural membranes alone is probably unable to extract useful information from said membranes because proton nuclear spins have small mobility and can only interact with the membrane through their small magnetic dipoles. According the present theory, it is oxygen spin beam that is able to extract information from neural membrane and communicate said information to the pixels of mind thus activating the pixels for consciousness-related processing. Further, since fermionic spin and the geometric structure of spacetime are intrinsically connected, the geometric structures of spacetime associated with the pixels are embedded in the geometric structures of spacetime associated with the classical associative memory.

The conformational changes of membrane components and the corresponding changes in the dynamics of membranes [47] can be termed as “neural membrane plasticity” and are proposed by us as the content of classical associative memory. For example, Figure 4 (a) shows a neural membrane containing only the same phospholipids. Such a membrane is much like a blank tape. Figure 4 (b) shows the neural membrane after cholesterol are added. The changes in membrane configuration are quite noticeable [45,46]. These changes can represent memory or information that can be read by molecular oxygen spin beam. Figure 4 (c) shows the chemical structure and atomic model of a stearic acid molecule - a saturated fatty acid. Figure 4 (d) shows the chemical structure and atomic model of oleic acid molecule – an unsaturated fatty acid. The only difference between the two fatty acids is that the latter contains a double bond in the middle that causes its kink formation when the double bond is in the cis form. When the double bond is in the trans form, the chain is doubly bent so there is no kink. Certainly insert either one of the fatty acids into the membrane shown in Figure 4 (b) would further increase its complexity thus information content. Furthermore, insertion of protein to membrane also significantly changes the conformations of membrane lipid bilayer surrounding the protein [48]. Thus, inserting different proteins to neural membrane both in number and type can significantly increase the information content of the membrane.

Interface

There are two parts to the interface between spin-mediated conscious functions (“SMCF”) and classical neural activities (“CNA”). The “input circuit” from CNA to SMCF is responsible for converting classical neural activities into the dynamics of neural membranes which oxygen spin beam can read from. Further, the very weak magnetic field collectively produced by all neural activities may also directly serve as the input to SMCF but its effect on SMCF is probably negligible in comparison the local magnetic field produced by oxygen spin beam as discussed below. The output circuit

from SMCF to CNA is responsible for converting the functional output of SMCF into classical neural activities through spin chemistry and possibly other mechanisms.

With respect to the input circuit, published studies showed that the dynamics of membrane proteins significantly affect the dynamics of surrounding lipid bilayer [47, 48]. Second, due to the very small thickness of the neural membrane (roughly 5 nm), even the small voltage (roughly ~50 mV) of an action potential can create enormous electric field inside the neural membrane that in turn can change the dynamics of the membrane components such as phospholipid through its interactions with the electric dipoles of these components [49,50]. Therefore, the classical neural activities of ion channels and receptors can affect, through at least two ways, the dynamics of the neural membranes which oxygen spin beam can read. In addition, the electrical current accompanying the collective neuron firings could also produce a magnetic field in the order of 10^{-12} Tesla [51]. In comparison, the magnetic field strength of earth is 5×10^{-5} Tesla [51], and the nuclear spin ensemble and oxygen spin triplets may, under some circumstances, produce a fluctuating local magnetic field in the ranges of a few Tesla [41,52]. Thus, the effect of the magnetic field produced by classical neural activity on SMCF is negligible.

As to the output circuit, many biochemical reactions through radical pairs and biradicals, such as those dual path radical reactions driven/initiated by active oxygen species, have been found influenced by the magnetic field in their local environment [16,17]. Thus, the functional output of SMCF, being the varying local magnetic field generated by the dynamics of the proton nuclear spin ensemble as the pixels of mind, can directly affect classical neural activities. Further, there may be other mechanisms through which the functional output of SMCF can affect the classical neural activities of the brain.

Mechanism of anesthetic action

As mentioned at the beginning of this paper, mechanism of anesthetic action is closely related to the inner workings of consciousness [15]. Said mechanism in accordance with the present proposal is described here. Figure 3 (a) shows the normal diffusion of oxygen molecules without anesthetics dissolved into neural membranes. According to the present proposal, as oxygen molecules rapidly diffuse through the membranes, their unpaired electrons in various triplet spin states extract information from the membranes along their diffusion paths and communicate said information through strong spin-spin couplings to proton nuclear spins near said path for consciousness-related quantum statistical processing. Figure 3 (b) shows anesthetic perturbations of oxygen pathways and neural membranes themselves by large anesthetic molecules and the resulting distortion and/or obstruction of oxygen pathways and even disturbance to the conformations of membrane components. Such perturbations result in oxygen molecules not being able to perform their spin beam functions such as extracting information from the membranes and nuclear spin ensemble not being able to perform its normal pixel functions resulting in altered mental state or unconsciousness.

VI. Predictions and Supporting Evidence

Several experimentally testable predictions can be drawn according to the theory of consciousness proposed herein:

- (1) Any agent or mean that significantly perturbs or interferes with the oxygen pathway inside the neural membranes will diminish or block consciousness;
- (2) Any agent or mean that significantly perturbs the structure or dynamics of the neural membranes will alter or disrupt the normal functions of consciousness;
- (3) Any agent or mean that significantly interferes with the dynamics of the proton nuclear spin ensemble will interfere with the conscious functions of the brain;
- (4) Any mean that significantly replaces hydrogen atoms of the neural membranes with those with zero nuclear spin such as deuterium will interfere with or totally block the conscious functions of the brain; and
- (5) Any mean that stops oxygen flow through neural membranes will disrupt conscious functions of the brain even if everything else in the brain functions normally.

Of course, some other predictions and inferences can also be drawn from the instant theory of consciousness. But we will focus our discussions on the above listed a few to see whether there are any pieces of experimental evidence agree with these predictions.

With respect to (1) and (2), many general anesthetics have been found to disturb the structures and dynamics of neural membranes [15, 53]. Thus, the mechanism of their anesthetic action can be interpreted, according the instant theory, as their direct effects on oxygen pathways and proton nuclear spin ensemble inside the neural membranes. Our other paper [15] contains a more detailed treatment on anesthetic perturbations of oxygen pathways and membranes themselves.

Here we will focus our attention on one particularly small anesthetic agent, the laughing gas – nitrous oxide (N_2O). Indeed, the size of N_2O is similar to that of O_2 but it does not contain unpaired electrons and is not reactive. It has low polarity that makes it soluble in both water and lipid. Thus, it can be carried to the brain through blood stream and accumulate in the neural membranes. Inhalation of N_2O will cause disorientation, euphoria, numbness and ultimately loss of consciousness if the inhalation dosage is high. The cellular mechanism of these actions by N_2O is so far unknown but seems confined to postsynaptic targets [54]. On the other hand, its closely related “cousin” nitric oxide (N_1O) that contains one unpaired electron has been discovered as the first small and highly diffusive neural transmitter produced in the brain through enzymatic reactions [55].

According to our theory of spin-mediated consciousness, there indeed exist a natural and straightforward explanation. By dissolving into neural membranes in an inhalation-dose-

dependent fashion, N_2O gradually displace O_2 in their membrane pathways thus diminish or totally block the spin beam function of O_2 .

As far as (3) is concerned, there also exist quite a few published results based on transcranial magnetic stimulation (“TMS”) that can all be explained based on our proposal [e.g., 56; also see 57], although the common wisdom is that TMS induces electrical currents in the brain, causing depolarization of cellular membranes and thereby neural activation [56]. What TMS does is that it creates random neural noise through millisecond magnetic pulses that in turn produces temporary neural lesion [57]. It has been found that depending on the locations of stimulation TMS affects the test subject’s verbal ability, visualization and other conscious functions of the brain [57].

According to the our proposal, TMS directly affects the dynamics of proton nuclear spin ensemble as the pixels of mind and that of oxygen spin beam as the antenna of mind, which in turn result in altered, diminished and/or disrupted conscious functions of the brain as reported by the TMS-related literatures [56,57].

As to (4), there are also published results concerning the biological effects of deuterium oxide (heavy water) [58], the spin zero isotope of hydrogen, which lend support to our proposal of mind pixels based on proton nuclear spin ensemble in the neural membrane. Indeed, the only observable physical and chemical difference between regular and heavy water is that the latter has a slightly higher viscosity [58]. For example, it was reported that rats restricted to heavy water (99.8%) would drink it freely the first day, then drank progressively less and died within 14 days [59]. It was also reported that the incremental increase of the amount of heavy water in regular drinking water lengthened the 24-hour clock of the Circadian rhythm in blind hamsters or normal hamsters kept in constant darkness [60]. In principle, these observations can be explained as animals literally losing their minds because of the loss of their mind pixels due to gradual deuterium substitutions. The complication is that the other possible isotopic effects of deuterium due to the higher viscosity of deuterium water might have also contributed to the observed effects. Better experimental procedure may be designed to exclude those effects attributable to the higher viscosity.

With respect to (5), it is probably very hard to deprive brain oxygen and yet at the same time require its neurons to keep their metabolic functions normal since oxygen is an essential component of brain energy production [19]. However, according to the present theory, in many cases of temporary-hypoxia-induced unconsciousness, the actual cause may not be the depletion of brain energy resources because of the lack of oxygen, but the loss of pixel-activating agents, the oxygen spin beam. This scenario should be testable in a suitable animal model.

Finally, we turn our attention to the associative memory model based on neural membrane plasticity proposed herein. There are tens of thousands of research papers on the subject of synaptic plasticity/modification [e.g., 61]. The commonly accepted assumption in neuroscience is that synaptic efficacy is both necessary and sufficient to account for learning and memory [47]. Our associative memory model not only does not

conflict with the synaptic efficacy view but also provide more details because, according to the present theory, the postsynaptic membrane, which is part of a synapse, is the main site of micro-consciousness. However, our theory also encompasses other parts of the neural membranes of a single neuron since all of the sites of micro-consciousness must also be dynamical connected in order to form a unified mind through entanglement. Indeed, classical neural activities modify not only the synaptic efficacy but also the intrinsic properties of the neuron [47].

VII. Conclusion

Our expedition to the terrains of mind-matter has been guided by our working philosophy that mind resides outside spacetime but observes and interacts with the physical world through known physical candidate inside the brain. We believe quantum mechanical spin is such a candidate because it is probably the most fundamental entity in physics and, on the other hand, neural membranes are saturated with these spins through chemically bound hydrogen atoms and rapidly diffusing oxygen molecules. We have applied reductionist approaches in both physics and neuroscience to reach our tentative conclusions. However, our proposal as it stands now is speculative and only qualitatively detailed. A quantitative model will be built in the future. We have presented some experimental evidence in support of our theory described herein. We have also suggested new experiments to verify the present proposal.

Even if the instant proposal is eventually confirmed partly or as a whole by more experiments, it will only mark the beginning of a new direction towards a better understanding of our mind. There are still many questions need to be unanswered. For example, what are the roles of other nuclear-spin-containing isotopes (impurities) of biologically essential atoms such as C^{17} . Are they part of the pixels of mind? Do they represent different emotions or feeling of our mind when strongly coupled to the proton nuclear spin ensemble?

Further, we have based our theory on quantum statistical processing together with quantum Zeno effect and possibly non-computable means in pre-spacetime to survive decoherence. Decoherence, according to some, is fatal to any mind theory based on large-scale quantum coherence [37]. However, that does not mean that we do not embrace macroscopic quantum coherence. Any hint of macroscopic quantum effect in the brain will only serve to strengthen our theory. Indeed, there are both theoretical and experimental progresses indicating the possibility of some type of large-scale quantum effect in the brain [62,63].

In summary, a novel theory of consciousness is proposed in this paper. We postulate that consciousness is connected to quantum mechanical spin since said spin is embedded in the microscopic structure of spacetime and may be more fundamental than spacetime itself. Thus, we theorize that consciousness is connected with the fabric of spacetime through spin. That is, spin is the “pixel” and “antenna” of mind. The unity of mind is achieved by non-local means within the pre-spacetime domain interfaced with spacetime.

Human mind is possible because of the particular structures and dynamics of our brain postulated working as follows: The unpaired electronic spins of highly lipid-soluble and rapidly diffusing oxygen molecules (we call “molecular spin beam” or “MSB”) extract information from the dynamical neural membranes and communicate said information through strong spin-spin couplings to the nuclear spin ensemble in the membranes for consciousness-related quantum statistical processing which survives decoherence. In turn, the dynamics of the nuclear spin ensemble has effects through spin chemistry and other possible means on the classical neural activities such as action potentials and receptor functions thus connecting with the classical neural networks of the brain.

Our proposal calls for associative encoding of memories in the dynamic structures of the neural membranes. Therefore, according to our theory: (1) the dynamical nuclear spin ensemble is the “pixels” of mind; (2) the neural membranes are the pixel-embedding and associative memory storage matrices; and (3) the unpaired electrons of the diffusing oxygen molecules are the spin beam for memory retrieval, communication and pixel-activation. Together, they form the interface (neural substrates) to consciousness.

REFERENCES

1. Srinivasan, R, Russell, D. O., Edelman, G. M., and Tononi, G, Increased synchronization of neuromagnetic responses during conscious perception. *J. Neurosci.* 1999; **13**: 5435-5448.
2. Sakurai, Y., How do cell assemblies encode information in the brain? *Neurosci. Bioheh. Rev.* 1999; **23**: 785-796.
3. Penrose, R., *Shadows of the Mind*. Oxford: Oxford University Press, 1994.
4. Hameroff, S., Consciousness, the brain, and spactime geometry. *Ann. N.Y. Acad. Sci.* 2001; **929**: 74-104.
5. Beck, F. and Eccles, J. C., Quantum aspects of brain activity and the role of consciousness. *Proc. Natl. Acad. Sci. USA* 1992; **89**: 11357-11361.
6. Henry, S, *Mind, Matter and Quantum Mechanics*. New York: Springer-Verlag 1993.
7. Walker, E. H., *The Physics of Consciousness*. Cambridge, MA: Perseus Publishing, 2000.
8. Donald, M. J., Quantum theory and the brain. *Proc. R. Soc. A* 1990; **427**: 43-93.
9. Edelman, G. M., *The Remembered Present: A Biological Theory of Consciousness*. New York: Basic Books, 1989.
10. Crick, F., *The Astonishing Hypothesis*. New York: Simon & Schuster, 1994.
11. LeDoux, J., *Synaptic Self*. New York: Viking – a member of Penguin Putnam Inc., 2002.
12. Chalmers, D., *The Conscious Mind*. Oxford: Oxford University Press, 1996.
13. Searle, J., *The Rediscovery of the Mind*. Cambridge, MA: MIT Press, 1992.
14. Churchland, P.S. and Sejnowski, T. J., *The Computational Brain*, 2d. ed. Cambridge, MA: MIT Press, 1993.
15. Hu, H. P. and Wu, M. X., Mechanism of anesthetic action: oxygen pathway perturbation hypothesis. *Medical Hypotheses* 2001; **57**: 619-627.
16. Nagakura, S., Hayashi, H. and Azumi, T., *Dynamic Spin Chemistry*. New York: Wiley, 1998.
17. Hayashi, H., Advent of spin chemistry. *RIKEN Review* 2002; **44**: 7-10.
18. Minaev, B. F., Intermolecular exchange in the system $O_2 + H_2$ as a model of spin-catalysis in radical recombination reaction. *Theor. Experimental Chem.* 1996; **32**: 229.

19. Magistretti, P. J., Pellerin, L., Martin, J.L. Brain Energy Metabolism: An Integrated Cellular Perspective in: *Psychopharmacology, the Fourth Generation of Progress* (Online Edition): <http://www.acnp.org/g4/gn401000064/default.htm>.
20. Tomonaga, S., The Story of Spin (Translated by Oka, T). Chicago: The University Press of Chicago, 1997.
21. Dirac, P. A. M., The quantum theory of the electron. *Proc. R. Soc. A* 1928; **117**: 610-624.
22. Pauli, W., The connection between spin and statistics. *Phys. Rev.* 1940; **58**: 716-722.
23. Budinich, P., From the geometry of pure spinors with their division algebra to fermions's physics. <http://www.arxiv.org/pdf/hep-th/0102049>.
24. Pauli, W., Zur quantenmechanik des magnetischen elektrons. *Z. Phys.* 1927; **43**: 601-623.
25. Penrose, R., A spinor approach to general relativity, *Ann. Phys.* 1960; **10**: 171.
26. Penrose, R., twistor algebra, *J. Math. Phys.* 1967; **8**: 345.
27. Bohm, D. and Hiley, B. J., Generalisation of the twistor to Clifford algebras as a basis for geometry. *Revista Brasileira de Fisica*, 1984; Vol. Especial Os **70**: anos de Mario Schonberg, 1-26.
28. Baez, J. C., Spin foam models, *Class.Quant.Grav.* 1998; **15**: 1827-1858.
29. Newman, T. E., On a classical, geometric origin of magnetic moments, spin-angular momentum and the Dirac gyromagnetic ratio. *Phys. Rev.* 2002; D65: 104005.
30. Galiautdinov, A. A., Quantum theory of elementary process. (Ph.D. These) <http://www.arxiv.org/pdf/hep-th/0203263>
31. Finkelstein, D. R., Spin, statistics, space-time. http://www.physics.gatech.edu/people/faculty/finkelstein/spin_notes.pdf.
32. Sidharth, B. G., Issues and ramifications in quantized fractal space-time: an interface with quantum superstrings. *Chaos Solitons Fractals* 2001; **12**: 1449-1457.
33. Sidharth, B. G., Chaotic Universe. New York: Nova Science, 2001.
34. Chalmers, D., Online papers on consciousness. <http://www.u.arizona.edu/~chlmers/online.html>
35. Wheeler, J. A., Pregeometry: motivation and prospects, in Proc. Symp. Loyala Univ. Marlow, A. R. ed. New York: Academic Press, 1980.
36. Bohm, D. and Hiley, B. J., The undivided universe. London: Routledge, 1993.
37. Tegmark, M., The importance of quantum decoherence in brain processes. *Phys. Rev.* 2000; **61E**: 4194.
38. Morris, P. G., Nuclear Magnetic Resonance Imaging in Medicine and Biology. Oxford: Clarendon Press, 1986.
39. Khitrin, A. K., Ermakov, V. L. and Fung, B. M., Cluster of dipolar coupled spins as a quantum memory storage. <http://www.arxiv.org/pdf/quant-ph/0202035>.
40. Khitrin, A. K. and Ermakov, V. L., Spin Processor. <http://www.arxiv.org/pdf/quant-ph/0205040>.
41. Wertz, J. E. and Bolton J. R., Electron Spin Resonance: Elementary theory and practical application. New York: McGraw-Hill Book Company, 1972.
42. Nielsen, M. A. and Chuang, I. L., Quantum Computation and Quantum Information. Cambridge: Cambridge University Press, 2000.
43. Yannoni, C. S. et. al. Nuclear magnetic resonance quantum computing using liquid crystal solvents. <http://www.arxiv.org/pdf/quant-ph/9907063>.
44. Castagnoli, G. and Finkelstein, D. R., Quantum statistical computation. <http://www.arxiv.org/pdf/hep-th/0111120>.
45. Raffy, S. and Teissie, J., Control of membrane stability by cholesterol content. *Biophys. J.* 1999; **76**: 2072-2080.
46. Smondyrev, A M. and Berkowitz, M. L., Structure of Dipalmitoylphosphatidylcholine-cholesterol bilayer at low and high cholesterol concentrations: molecular dynamics simulation. *Biophys. J.* 1999; **77**: 2075-2089.

47. Marder, E. *et al.*, Memory from the dynamics of intrinsic membrane currents. *Proc. Natl. Sci. USA* 1996; **93**: 13481-13486.
48. Woolf, T. B., Roux, B. Structure, energetics, and dynamics of lipid-protein interactions: A molecular dynamics study of the gramicidin channel in a DMPC bilayer. *Proteins: Struct. Funct. Gen.* 1996; **24**: 92-114.
49. Akinlaja, J. and Sachs, F., The breakdown of cell membranes by electrical and mechanical stress. *Biophys. J.* 1998; **75**: 247-254.
50. Sens, P. and Isambert, H., Undulation instability of lipid membranes under electric field. <http://www.arxiv.org/pdf/cond-mat/0106634>.
51. Wikswo, J. P., Biomagnetic sources and their models, in *Advances in Biomagnetism*, Williamson, S. J., *et al* eds. New York: Plenum, 1990.
52. Slichter, C. P., *Principles of Magnetic Resonance*. Berlin: Springer-Verlag, 1990.
53. Koubi, L., *et al.*, Distribution of halothane in a dipalmitoylphosphatidylcholine bilayer from molecular dynamics calculations. *Biophys. J.* 2000; **78**: 800-811.
54. Mennerick, S., *et al.*, Effect of nitrous oxide on excitatory and inhibitory synaptic transmission in Hippocampal cultures. *J. Neurosci.* 1998; **18**: 9716-9726.
55. Philippides, A., Husbands, P., and O'Shea, M., Four-dimensional neural signaling by nitric oxide: A computer analysis. *J. Neurosci.* 2000; **20**: 1199-1207.
56. Limoniemi, R. J., *et al.*, Neuronal responses to magnetic stimulation reveal cortical reactivity and connectivity. *NeuroReport* 1997; **8**: 3537-3540.
57. Chicurei, M., Magnetic mind games. News feature in: *Nature*, 2002; **417**: 114-116.
58. Kushner, D. J., Baker, A., and Dunstall, T. G., Pharmacological uses and perspectives of heavy water and denatured compound. *Can. J. Physiol. Pharmacol.* 1999; **77**: 79-88.
59. Richter, C. P., A study of taste and smell of heavy water (99.8%) in rats. *Proc. Soc. Exp. Biol. Med.* 1976; **152**: 677-84.
60. Richter, C. P., Heavy water as a tool for study of the forces that control length of period of the 24-hour clock of the hamster. *Proc. Natl. Acad. Sci. USA* 1977; **74**: 1295-1299.
61. Fu, Y. X., *et al.* Temporal specificity in the cortical plasticity of visual space representation. *Science*, 2002; **296**: 1999-2003.
62. Kun, S. Y., *et al.*, Schrodinger cat states in highly-excited strongly-interacting many-body system. <http://www.arxiv.org/pdf/quant-ph/0205036>.
63. Julsgaard, B., Kozhekin, A. and Polzik, E. S., Experimental long-lived entanglement of two macroscopic objects.

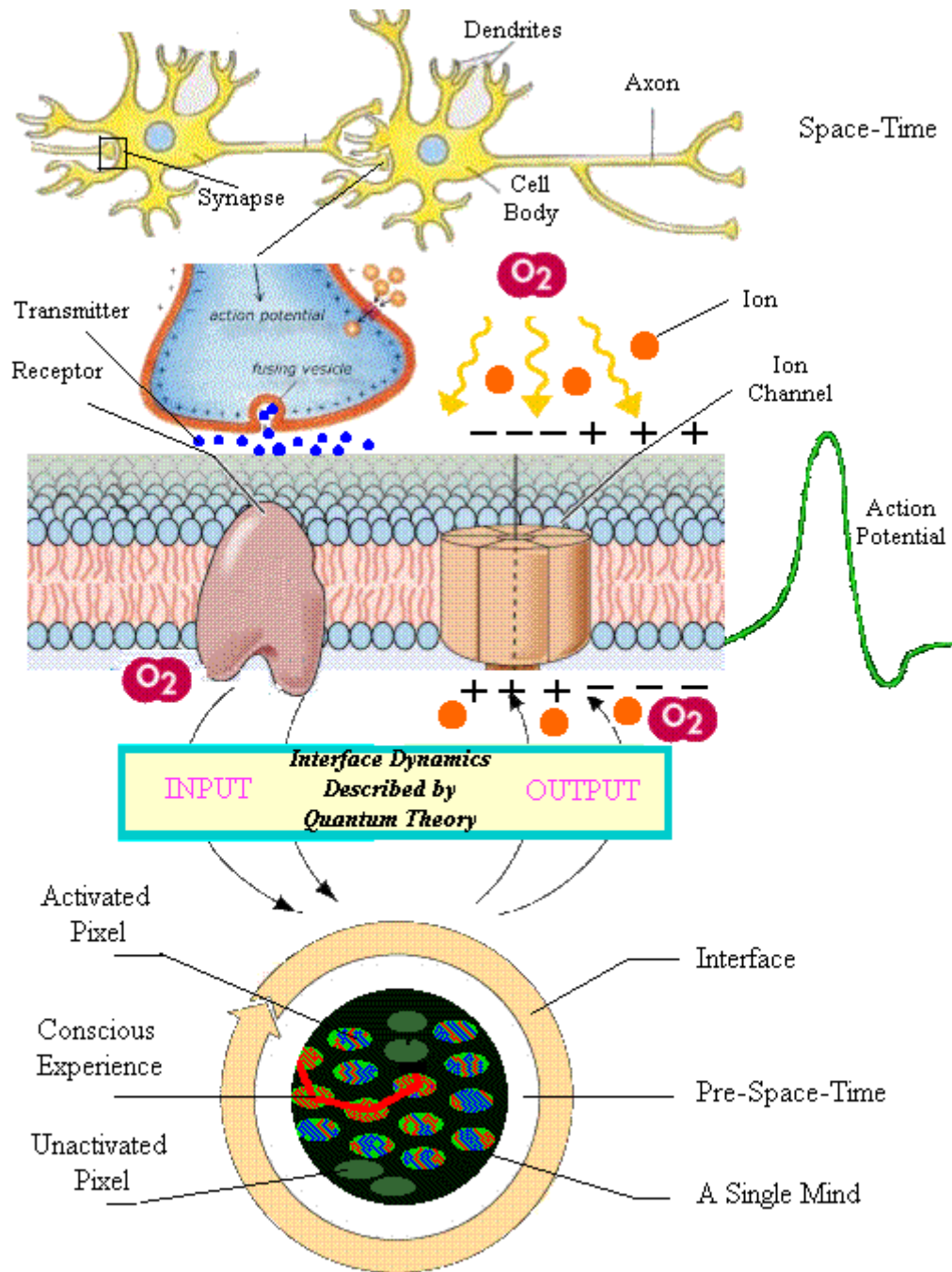


Figure 1. Schematic drawing of the mechanism of consciousness according to the present theory. The drawing is self-explanatory except the part dealing with mind. The unbroken black area represents a single mind within pre-spacetime. Each ellipse within the black area represents one pixel of said mind. Each pixel consists of all the proton nuclear spins in the lipid chains of a phospholipid molecule (See Figure 2). The different patterns on activated pixels represent different statistical mixtures of entangled quantum spin states and their underlying spacetime geometries. These patterns transform successively under

repeated activations by the triplet spins of rapidly diffusing oxygen molecules. A single conscious experience is shown by the thick red line that represents one or a group of patterns that have grabbed the attention of mind through quantum Zeno effect [6] or non-computable means within pre-spacetime [3].

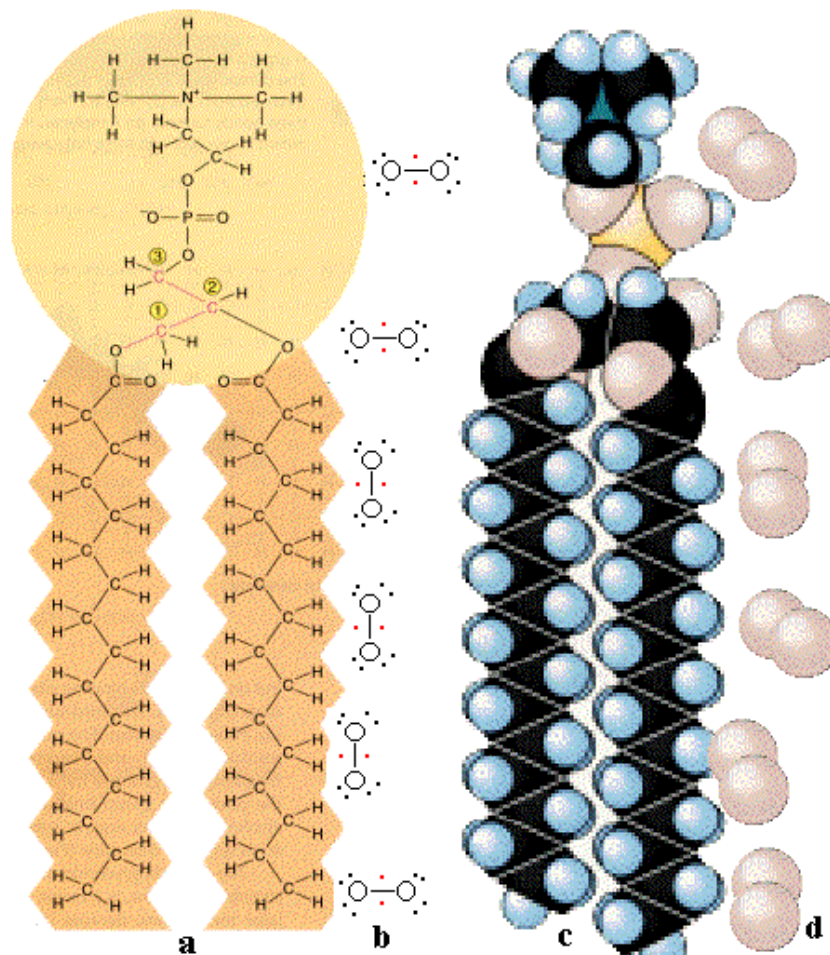


Figure 2. Chemical structure **(a)** and atomic model **(c)** of a typical phospholipid. Diffusing paramagnetic oxygen molecules in Lewis structure **(b)** and atomic model **(d)** are shown along the side. Two unpaired electronic electrons are shown in Lewis structure as two red dots **(b)**. They are in triplet spin state. In the atomic model, the white, black, purple and orange balls respectively represent hydrogen, carbon, oxygen and phosphonium atoms.

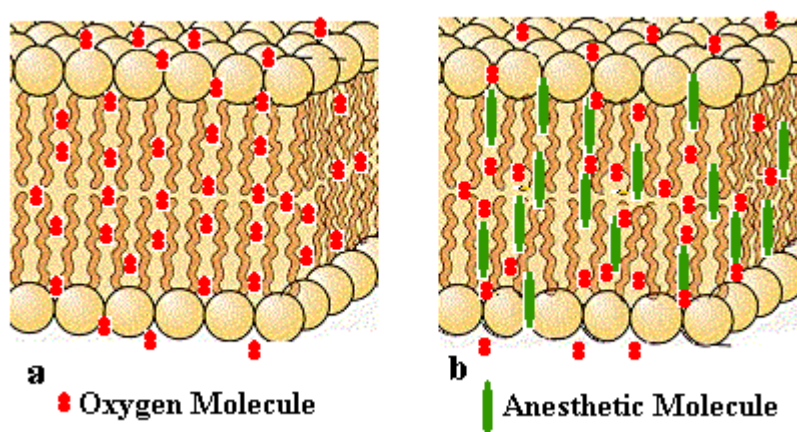


Figure 3. Mechanism of Anesthetic Action. **a** shows the normal diffusion of oxygen molecules without anesthetics dissolved into neural membranes. As oxygen molecules rapidly diffuse through the membranes, their unpaired electrons in various triplet spin states extract information from the membranes along their diffusion paths and communicate said information through strong spin-spin couplings to proton nuclear spins near said path for consciousness-related quantum statistical processing. **b** shows anesthetic perturbations of oxygen pathways and neural membranes themselves by large anesthetic molecules and the resulting in distortion and/or obstruction of oxygen and even disturbance to the conformations of membrane components. Such perturbations result in oxygen molecules not being able to perform their spin beam functions such as extracting information from the membranes and nuclear spin ensemble not being able to perform its normal pixel functions resulting in altered mental state or unconsciousness.

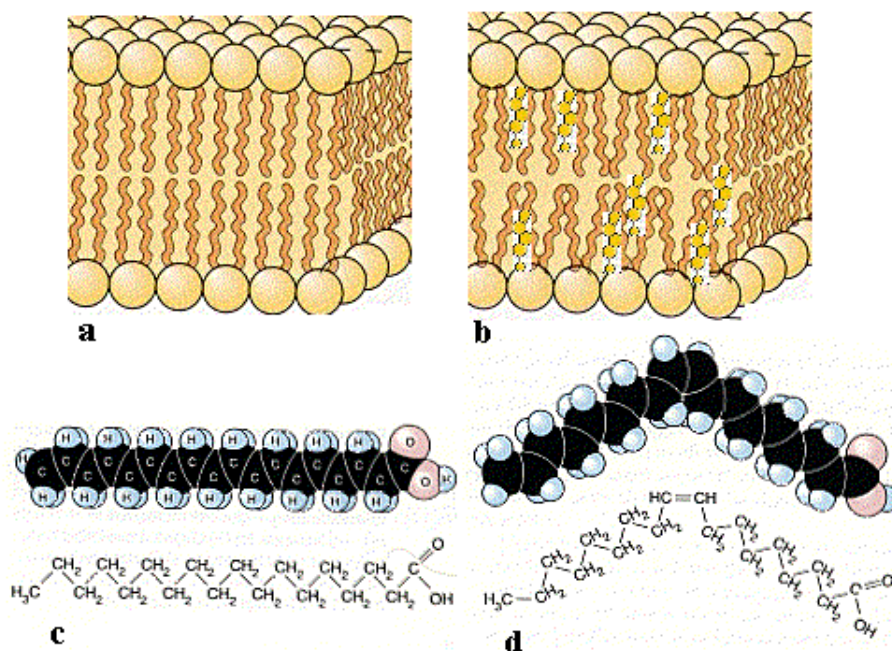


Figure 4. Memory model. **a** shows a neural membrane containing only the same phospholipids. Such a membrane is much like a blank tape. **b** shows the neural membrane after cholesterol is added. The changes in membrane configuration are quite noticeable. These changes represent memory or information that can be read by molecular oxygen spin beam. **c** shows the chemical structure and atomic model of a stearic acid molecule - a saturated fatty acid. **d** shows the chemical structure and atomic model of oleic acid molecule - an unsaturated fatty acid. The only difference between the two fatty acids is that the latter contains a double bond in the middle that causes its kink formation when the double bond is in the cis form. When the double bond is in the trans form, the chain is doubly bent so there is no kink. Certainly insert either one of the fatty acids into the membrane shown in **b** would further increase its complexity thus information content.