

## Quantum Computing

J. Eisert<sup>1,2</sup> and M.M. Wolf<sup>3</sup>

<sup>1</sup> Universität Potsdam, Am Neuen Palais 10, 14469 Potsdam, Germany

<sup>2</sup> Imperial College London, Prince Consort Road, SW7 2BW London, UK

<sup>3</sup> Max-Planck-Institut für Quantenoptik, Hans-Kopfermann-Str. 1, 85748 Garching, Germany

Quantum mechanics is one of the cornerstones of modern physics. It governs the behavior and the properties of matter in a fundamental way, in particular on the microscopic scale of atoms and molecules. Hence, what we may call a classical computer, i.e., those machines on or under the desktops in our offices together with all their potential descendants, are themselves following the rules of quantum mechanics. However, they are no quantum computers in the sense that all the inside information processing can perfectly be described within classical information theory. In fact, we do not need quantum mechanics in order to explain how the zeros and ones – the bits – inside a classical computer evolve. The reason for this is that the architecture of classical computers does not make use of one of the most fundamental features of quantum mechanics, namely the possibility of superpositions. Throughout the entire processing of any program on a classical computer, each of the involved bits takes on either the value zero or one. Quantum mechanics, however, would in addition allow superpositions of zeros and ones, that is bits – now called qubits (quantum-bits) – which are somehow in the state zero and one at the same time. Computing devices which exploit this possibility, and with that all the essential features of quantum mechanics, are called quantum computers [1]. Since they have an additional capability they are at least as powerful as classical computers: every problem that can be solved on a classical computer can be handled by a quantum computer just as well. The converse, however, is also true since the dynamics of quantum systems is governed by linear differential equations, which can in turn be solved (at least approximately) on a classical computer. Hence, classical and quantum computers could in principle emulate each other and quantum computers are thus no hypercomputers<sup>1</sup>. So why quantum computing? And if there is any

---

<sup>1</sup> A *hypercomputer* would be capable of solving problems that can not be handled by a *universal Turing machine* (the paradigm of a classical digital computer). The most famous

reason, why not just simulate these devices (which do not exist yet anyhow) on a classical computer?

## 1 Why quantum computing?

### 1.1 Quantum computers reduce the complexity of certain computational tasks

One reason for quantum computers is that they will solve certain types of problems faster than any (present or future) classical computer – it seems that the border between *easy* and *hard* problems is different for quantum computers than it is for their classical counterparts. Here easy means that the time for solving the problem grows polynomially with the length of the input data (like for the problem of multiplying two numbers), whereas hard problems are those for which the required time grows exponentially. Prominent examples for hard problems are the travelling salesman problem, the graph isomorphism problem, and the problem of factoring a number into primes<sup>2</sup>. For the latter it was, to the surprise of all, shown by Peter Shor in 1994 that it could efficiently be solved by a quantum computer in polynomial time [2]. Hence, a problem which is hard for any classical computer becomes easy for quantum computers<sup>3</sup>. Shor's result gets even more brisance from the fact that the security of public key encryption, i.e., the security of home banking and any other information transfer via the internet, is heavily based on the fact that factoring is a hard problem.

One might think that the cost for the gained exponential speedup in quantum computers is an exponential increase of the required accuracy for all the involved operations. This would then be reminiscent of the drawback of analogue computers. Fortunately, this is not the case and a constant accuracy is sufficient. However, achieving this “constant” is without doubt experimentally highly challenging.

### 1.2 Quantum systems can efficiently simulate other quantum systems

Nature provides many fascinating collective quantum phenomena like superconductivity, magnetism and Bose-Einstein condensation. Although all properties of matter

---

example of such a problem is the *halting problem* which is in modern terminology the task of a universal crash debugger, which is supposed to spot all bugs leading to crashes or infinite loops for any program running on a universal Turing machine. As shown by Turing such a debugger cannot exist.

<sup>2</sup> These problems are strongly believed to be hard (the same is by the way true for a special instance of the computer game “minesweeper”). However, in all cases there is no proof that a polynomial-time algorithm can not exist. The question whether there exists such an algorithm (for the travelling salesman or the minesweeper problem) is in fact the notorious  $P \stackrel{?}{=} NP$  question for whose solution there is even a prize of one million dollar.

<sup>3</sup> In fact Shor's algorithm strikes the *strong Church-Turing thesis*, which states that every reasonable physical computing device can be simulated on a probabilistic Turing machine with at most polynomial overhead.

are described and can in principle be determined from the laws of quantum mechanics, physicists have very often serious difficulties to understand them in detail and to predict them by starting from fundamental rules and first principles. One reason for these difficulties is the fact that the number of parameters needed to describe a many-particle quantum system grows exponentially with the number of particles. Hence, comparing a theoretical model for the behavior of more than say thirty particles with experimental reality is not possible by simulating the theoretical model numerically on a classical computer without making serious simplifications.

When thinking about this problem of simulating quantum systems on classical computers Richard Feynman came in the early eighties to the conclusion that such a classical simulation typically suffers from an exponential slowdown, whereas another quantum system could in principle do the simulation efficiently with bearable overhead [3].

In this way a quantum computer operated as a *quantum simulator* could be used as a link between theoretical models which are formulated on a fundamental level and experimental observations. Similar to Shor's algorithm a quantum simulator would yield an exponential speedup compared to a classical computer. An important difference between these two applications is, however, that a useful Shor-algorithm quantum computer requires thousands of qubits whereas a few tens of qubits could already be useful for the simulation of quantum systems. We will resume the idea of a quantum simulator in sections 6, 7.

### 1.3 Moore's law has physical limits

Apart from the computational power of a quantum computer there is a much more banal argument for incorporating quantum mechanics into computer science: *Moore's law*. In 1965 Intel co-founder Gordon Moore observed an exponential growth in the number of transistors per square inch on integrated circuit and he predicted that this trend would continue [4]. In fact, since then this density has doubled approximately every 18 months<sup>4</sup>. If this trend continues then around the year 2020 the components of computers are at the atomic scale where quantum effects are dominant. We have thus to inevitably cope with these effects, and we can either try to circumvent and eliminate them as long as this is possible and keep on doing classical computing or we can at some point try to make use of them and start doing quantum computing.

### 1.4 Even small quantum circuits may be useful

Besides the quantum computer with its mentioned applications quantum information science yields a couple of other useful applications which might be easier to realize. The best example is quantum cryptography which enables one to transmit information with "the security of nature's laws" [5]. However, small building blocks of a

---

<sup>4</sup> Actually, not every prediction of the pioneers in computer business was that foresighted: In 1943 Thomas Watson, chairman of IBM, for instance predicted a world market for five computers and in 1977 Digital Equipment Corp. founder Ken Olson stated that "there is no reason anyone would want a computer in their home".

quantum computer, i.e., small quantum circuits may be useful as well. One potential application is for instance in precision measurements like in atomic clocks [6, 7]. The latter are important in global positioning systems as well as in synchronizing networks and distant telescopes. By generating quantum correlations between the  $N$  relevant atoms in the atomic clock, a quantum circuit could in principle reduce the uncertainty of the clock by a factor  $\sqrt{N}$ .

Another application of small quantum circuits is *entanglement distillation*: in order to distribute entangled states over large distances we have to send them through inevitably noisy channels, thereby losing some of the entanglement. Fortunately, however, we can in many cases *distill* a few highly entangled states out of many weakly entangled ones [8, 9].

## 2 From classical to quantum computing

Let us now have a closer look at the way a quantum computer works. We will do so by comparing the concepts of classical computing with the basics of quantum computing. In fact, many classical concepts have very similar quantum counterparts, like bits become qubits and still the logic is often best explained within a circuit model [10, 1]. However, there are also crucial differences, which we will describe on the following pages.

### 2.1 Qubits and quantum parallelism

The elementary information carriers in a quantum computer are the *qubits* – quantum bits [11]. In contrast to classical bits which take on either the value zero or one, qubits can be in every *superposition* of the state vectors  $|0\rangle$  and  $|1\rangle$ . This means that the vector  $|j\rangle$  describing the (pure) state of the qubit can be any linear combination

$$|j\rangle = \alpha|0\rangle + \beta|1\rangle \quad (1)$$

of the vectors  $|0\rangle$  and  $|1\rangle$  with complex coefficients  $\alpha$  and  $\beta$ .<sup>5</sup> In the same way a system of many qubits can be in a superposition of *all* classically possible states

$$\alpha_0|0;0;\dots;0\rangle + \alpha_1|0;0;\dots;0;1\rangle + \dots + \alpha_n|1;1;\dots;1\rangle \quad (2)$$

The basis  $\{|0;0;\dots;0\rangle, |0;0;\dots;0;1\rangle, \dots, |1;1;\dots;1\rangle\}$  that corresponds to the binary words of length  $n$  in a quantum system of  $n$  qubits is called the *computational basis*.<sup>6</sup>

Using the superposition of Eq. (2) as an input for an algorithm means somehow to run the computation on all classically possible input states at the same time. This

<sup>5</sup> The “Dirac notation”  $|j\rangle$  is frequently used in quantum mechanics. Eq. (1) could as well be written in the standard vector notation, i.e.,  $\begin{pmatrix} \alpha \\ \beta \end{pmatrix}$  such that  $|0\rangle$  and  $|1\rangle$  correspond to the basis vectors  $(1;0)$  and  $(0;1)$  respectively.

<sup>6</sup> In finite-dimensional quantum systems as we encounter here the computational basis spans the *Hilbert space* associated with the physical system.

possibility is called *quantum parallelism* and it is certainly one of the reasons for the computational power of a quantum computer. The mathematical structure behind the composition of quantum systems is the one of the tensor product. Hence, vectors like  $|0\rangle \otimes \dots \otimes |0\rangle$  should be understood as  $|i\rangle \otimes \dots \otimes |i\rangle = |i\rangle^n$ . This implies that the dimension of the space characterizing the system grows exponentially with the number of qubits. A

Physically, qubits correspond to effective two-level systems like ground state and excited state of an atom, the polarization degree of freedom of light or up-and down orientation of a spin-1/2 particle, see section 9. Such a physical system can be in any *pure state* that can be represented by a normalized vector of the above form<sup>7</sup>. A pure state of a composite quantum system that is not a product with respect to all constituents is called an *entangled* pure state.

## 2.2 Read out and probabilistic nature of quantum computers

An important difference between classical and quantum computers is in the read-out process. In the classical case there is not much to say: the output is a bit-string which is obtained in a deterministic manner, i.e., repeating the computation will lead to the same output again<sup>8</sup>. However, due to the probabilistic nature of quantum mechanics, this is different for a quantum computer. If the output of the computation is for instance the state vector  $|i\rangle$  in Eq. (1),  $|i\rangle$  cannot be determined by a single measurement on a single specimen. In fact,  $|i\rangle$  and  $|j\rangle$  are the probabilities for the system to be found in  $|i\rangle$  and  $|j\rangle$  respectively. Hence, the absolute values of these coefficients can be determined by repeating the computation, measuring in the basis  $|i\rangle, |j\rangle$  and then counting the relative frequencies. The actual outcome of every single measurement is thereby completely indeterminated. In the same manner, the state of a quantum system consisting of  $n$  qubits can be measured in the computational basis, which means that the outcome corresponding to some binary word occurs with the probability given by the square of the absolute value of the respective coefficient. So in effect, the probabilistic nature of the read out process on the one hand and the possibility of exploiting quantum parallelism on the other hand are competing aspects when it comes to comparing the computational power of quantum and classical computers.

<sup>7</sup> States in quantum mechanics, however, can also be *mixed*, in contrast to pure states which can be represented as state vectors. A general and hence mixed quantum state can be represented by a *density operator*. A density operator is a positive operator,  $\rho \geq 0$ , which is normalized,  $\text{tr}[\rho] = 1$ . For qubits, the state space, i.e., the set of all possible density matrices representing possible physical states, can be represented as a unit ball, called the *Bloch ball*. The extreme points of this set are the pure states that correspond to state vectors. In the Bloch picture, the pure states are located on the boundary of the set: the set of all pure states is hence represented by a unit sphere. The concept of mixed quantum states is required in quantum mechanics to incorporate classical ignorance about the preparation procedure, or when states of parts of a composite quantum system are considered.

<sup>8</sup> Within the circuit model described above this is a trivial observation since all the elementary gates are deterministic operations. Note that even *probabilistic* classical algorithms run essentially on deterministic grounds.

### 2.3 The circuit model

A classical digital computer operates on a string of input bits and returns a string of output bits. The function in between can be described as a logical circuit build up out of many elementary logic operations. That is, the whole computation can be decomposed into an array of smaller operations – gates – acting only on one or two bits like the AND, OR and NOT operation. In fact, these three gates together with the COPY (or FANOUT) operation form a *universal* set of gates into which every well-defined input-output function can be decomposed. The complexity of an algorithm is then essentially the number of required elementary gates, resp. its asymptotic growth with the size of the input.

The circuit model for the quantum computer [10, 1] is actually very reminiscent of the classical circuit model: of course, we have to replace the input-output function by a quantum operation mapping quantum states onto quantum states. It is sufficient to consider operations only that have the property to be unitary, which means that the computation is taken to be logically reversible. In turn, any unitary operation can be decomposed into elementary gates acting only on one or two qubits. A set of elementary gates that allows for a realization of any unitary to arbitrary approximation is again referred to as being *universal* [12, 10]. An important example of a set of universal gates is in this case any randomly chosen one-qubit rotation together with the *CNOT* (*Controlled NOT*) operation, which acts as

$$x_i \oplus y_i \rightarrow x_i; y_i \rightarrow x_i; \quad (3)$$

where  $\oplus$  means addition modulo 2 [13]. Like in the classical case there are infinitely many sets of universal gates. Notably, also any generic (i.e., randomly chosen) two-qubit gate (together with the possibility of switching the leads in order to swap qubits) is itself a universal set, very much like the NAND gate is for classical computing [12]<sup>9</sup>. Notably, any quantum circuit that makes use of a certain universal set of quantum gates can be simulated by a different quantum circuit based on another universal set of gates with only polylogarithmic overhead [16, 17, 1]. A particularly useful single-qubit gate is the *Hadamard gate*, acting as

$$|0\rangle \rightarrow \frac{1}{\sqrt{2}}(|0\rangle + |1\rangle); \quad |1\rangle \rightarrow \frac{1}{\sqrt{2}}(|0\rangle - |1\rangle); \quad (4)$$

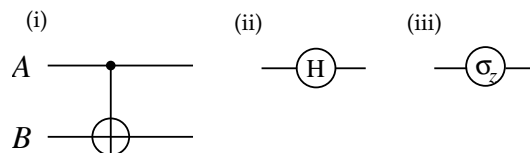
A *phase gate* does nothing but multiplying one of the basis vectors with a phase,

$$|0\rangle \rightarrow |0\rangle; \quad |1\rangle \rightarrow i|1\rangle; \quad (5)$$

and a *Pauli gate* corresponds to one of the three unitary Pauli matrices (see Fig. 1). The CNOT, the Hadamard, the phase gate, and the Pauli gate are quantum gates of

<sup>9</sup> Any such generic quantum gate has so-called entangling power [14], in that it may transform a product state vector into one that can no longer be written as a tensor product. Such quantum mechanical pure states are called *entangled*. In intermediate steps of a quantum algorithm the physical state of the system is in general highly multi-particle entangled. In turn, the implementation of quantum gates in distributed quantum computation requires entanglement as a resource [15].

utmost importance. Given their key status in many quantum algorithms, one might be tempted to think that with these ingredients alone (together with measurements of Pauli operators, see below), powerful quantum algorithms may be constructed that outperform the best known classical algorithm to a problem. This intuition is yet not correct: it is the content of the *Gottesman-Knill theorem* that any quantum circuit consisting of only these ingredients can be simulated efficiently on a classical computer [1, 18]. The proof of the Gottesman-Knill-theorem is deeply rooted in the stabilizer formalism that we will encounter later in the context of quantum error correction.



**Fig. 1.** Representation of a (i) quantum CNOT gate, a (ii) Hadamard gate, and (iii) a Pauli  $z$  gate. In the CNOT gate the first qubit, here denoted as A, is typically referred to as control, the second qubit B as target. The CNOT gate is a quantum version of the XOR gate, made reversible by retaining the control.

One of the crucial differences between classical and quantum circuits is, that in the quantum case the COPY operation is not possible. In fact, the linearity of quantum mechanics forbids a device which copies an unknown quantum state – this is known as the *no-cloning theorem*<sup>10</sup>. The latter has far-reaching consequences, of which the most prominent one is the possibility of quantum cryptography coining this “no-go theorem” into an application [5].

## 2.4 How to program a quantum computer?

The good thing about the classical computer on which this chapter has been written is that it is programmable. It is a single device capable of performing different operations depending on the program it is given: word processing, algebraic transformations, displaying movies, etc.. To put it in more abstract words a classical computer is a *universal gate array*: we can program *every* possible function with  $n$  input and  $n$  output bits by specifying a program of length  $n2^n$ . That is, a fixed circuit with  $n(1 + 2^n)$  input bits can be used in order to compute any function on the first  $n$  bits in the register. Is the same true for quantum computers? Or will these devices typically be made-to-measure with respect to a single task?

Nielsen and Chuang showed that quantum computers cannot be universal gate arrays [20]. Even if the program is itself given in form of a quantum state it would

<sup>10</sup> If one knows that the state vector is either  $|0\rangle$  or  $|1\rangle$  then a cloning machine is perfectly consistent with rules of quantum mechanics. However, producing perfect *clones* of an arbitrary quantum state as given by Eq. (1) is prohibited, as has been shown by Wootters, Zurek, and Dieks [19].

require a program register of infinite length in order to perform an arbitrary (unitary) operation on a finite number of qubits – universality was shown to be only possible in a probabilistic manner. In this sense, quantum computers will not be the kind of all purpose devices which classical computers are. In practice, however, any finite set of quantum programs can run on a quantum computer with a finite program register. This issue applies, however, to the programming of a quantum computer with a fixed hardware, which is, needless to say, still in the remote future as a physical device.

## 2.5 Quantum error correction

When it comes to experimental realizations of quantum computers, we will have to deal with errors in the operations, and we will have to find a way to protect the computation against these errors: we have to find a way of doing *error correction*. Roughly speaking, error correction in classical computers is essentially based on two facts:

- (i) Computing with classical bits itself provides a simple way of error correction in the form of a *lock-in-place mechanism*. If the two bits are for instance realized by two different voltages (like it is the case in our computers as well as in our brains) then the difference can simply be chosen large enough such that typical fluctuations are small compared to the threshold separating the two bits.
- (ii) The information can be copied and then stored or processed in a redundant way. If, for instance, an error occurs to one of three copies of a bit, we can recover the original information by applying a majority vote. Of course, there are much more refined versions of this method.

Unfortunately, in quantum computers we can not use either of these ideas in a straightforward manner:

- (i) There is no lock-in-place mechanism and
- (ii) the no-cloning theorem forbids to copy the state of the qubits.

Naively measuring the state of the system to find out what error has actually happened before correcting it does not help, as any such attempt would necessarily disturb the state in an irreversible manner. So it was at the very beginning of quantum information science not clear whether or not under physically reasonable assumptions fault tolerant quantum computing would be possible. It was obvious from the beginning on, in turn, that there would be a need to achieve the goal of suitable quantum error correction in some way. Without appropriate error correction techniques, the promise of the Shor class quantum computer as a computational device potentially outperforming modern classical computers could quite certainly not be met.

Fortunately, it could be shown by Steane, Shor, and many other researchers that error correction is nevertheless possible and that the above problems can indeed be overcome [21, 22, 23, 24]. The basic idea is that a logical qubit can be protected by encoding it in a non-local manner into several physical qubits. This amounts to a lossless encoding in longer code words to make the states robust against the effects of noise, without the need of actually copying the quantum state under consideration and introducing redundancy in the literal sense.



### 3 Elementary quantum algorithms

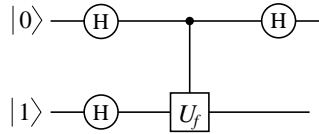
In the same scientific paper in which David Deutsch introduced the notion of the universal quantum computer, he also presented the first quantum algorithm [25]<sup>11</sup>. The problem that this algorithm addresses, later referred to as Deutsch's problem, is a very simple one. Yet the *Deutsch algorithm* already exemplifies the advantages of a quantum computer through skillfully exploiting quantum parallelism. Like the Deutsch algorithm, all other elementary quantum algorithms in this section amount to deciding which *black box* out of finitely many alternatives one has at hand. Such a black box is often also referred to as *oracle*. An input may be given to the oracle, one may read out or use the outcome in later steps of the quantum algorithm, and the objective is to find out the functioning of the black box. It is assumed that this oracle operation can be implemented with some sequence of quantum logic gates. The complexity of the quantum algorithm is then quantified in terms of the number of queries to the oracle.

#### 3.1 Deutsch algorithm

With the help of this algorithm, it is possible to decide whether a function has a certain property with a single call of the function, instead of two calls that are necessary classically. Let

$$f : \{0,1\} \rightarrow \{0,1\} \quad (6)$$

be a function that has both a one-bit domain and range. This function can be either *constant* or *balanced*, which means that either  $f(0) = f(1) = 0$  or  $f(0) \neq f(1)$  holds. The problem is to find out with the minimal number of function calls whether this function  $f$  is constant or balanced. In colloquial terms, the problem under consideration may be described as a procedure to test whether a coin is fake (has two heads or two tails) or a genuine coin.



**Fig. 2.** The circuit of the Deutsch algorithm.

Classically, it is obvious that two function calls are required to decide which of the two allowed cases is realised, or, equivalently, what the value of  $f(0) \oplus f(1)$  is. A way to compute the function  $f$  on a quantum computer is to transform the state vector of two qubits according to

<sup>11</sup> Quantum Turing machines were first considered by Benioff [26] and developed by Deutsch in Ref. [25].

$$|x\rangle|y\rangle \xrightarrow{U_f} |x\rangle|y \oplus f(x)\rangle \quad (7)$$

In this manner, the evaluation can be realized unitarily. The above map is what is called a standard quantum oracle (as opposed to a minimal quantum oracle [27], which would be of the form  $|x\rangle \mapsto |f(x)\rangle$ ). The claim now is that using such an oracle, a single function call is sufficient for the evaluation of  $f(0) \oplus f(1)$ . In order to show this, let us assume that we have prepared two qubits in the state with state vector

$$|j\rangle = (H \otimes H)|0\rangle|1\rangle, \quad (8)$$

where  $H$  denotes the Hadamard gate of section 2. We now apply the unitary  $U_f$  once to this state, and finally apply another Hadamard gate to the first qubit. The resulting state vector hence reads as (see Fig. 2)

$$|j'\rangle = (H \otimes I)U_f(H \otimes H)|0\rangle|1\rangle. \quad (9)$$

A short calculation shows that  $|j'\rangle$  can be evaluated to

$$|j'\rangle = \frac{1}{2} (f(0) - f(1)) |0\rangle|1\rangle. \quad (10)$$

The second qubit is in the state corresponding to the vector  $H|1\rangle$ , which is of no relevance to our problem. The state of the first qubit, however, is quite remarkable: encoded is  $\frac{1}{2}(f(0) - f(1))$ , and both alternatives are decidable with unit probability in a measurement in the computational basis, as the two state vectors are orthogonal<sup>12</sup>. That is, with a single measurement of the state, and notably, with a single call of the function  $f$ , of the first qubit we can decide whether  $f$  was constant or balanced.

### 3.2 Deutsch-Jozsa algorithm

The Deutsch algorithm has not yet any implication on superiority of a quantum computer as compared to a classical as far as the query complexity is concerned. After all, it is merely one function call instead of two. The situation is different in case of the extension of the Deutsch algorithm known as *Deutsch-Jozsa algorithm* [29]. Here, the task is again to find out whether a function is constant or balanced, but  $f$  is now a function

$$f : \{0,1\}^N \rightarrow \{0,1\}, \quad (11)$$

where  $N$  is some natural number. It is promised that the function is either constant, which now means that either  $f(i) = 0$  for all  $i = 0, \dots, 2^N - 1$  or  $f(i) = 1$  for all  $i$ , or balanced. It is said to be balanced if the image under  $f$  takes as many times the value 1 as the value 0. The property to be balanced or constant can be said to be a global property of several function values. It is a promised property of the function, which is why the Deutsch-Jozsa algorithm is being classified as a *promise algorithm*.

<sup>12</sup> Note that the presented algorithm is not quite the one in the original paper by Deutsch, which allowed for an inconclusive outcome in the measurement. This deterministic version of the Deutsch algorithm is due to Cleve, Ekert, Macchiavello, and Mosca [28].

There are only two possible black boxes to the disposal, and the task is to find out which one is realised.

It is clear how many times one needs to call the function on a classical computer: the worst case scenario is that after  $2^N = 2 + 1$  function calls, the answer has been always 0 or always 1. Hence,  $2^N = 2 + 1$  function calls are required to know with certainty whether the function is balanced or constant (a result that can be significantly improved if probabilistic algorithms are allowed for). Quantum mechanically, again a single function call is sufficient. Similarly to the above situation, one may prepare  $N + 1$  qubits in the state with state vector

$$|j\rangle = H^{(N+1)} |j; \dots; 0; 1\rangle, \quad (12)$$

and apply the unitary  $U_f$  as in Eq. (7) to it, acting as an oracle, and apply  $H^{(N+1)}$  to the resulting state, to obtain (see Fig. 3)

$$|j\rangle = (H^{(N+1)} U_f H^{(N+1)}) |j; \dots; 0; 1\rangle. \quad (13)$$

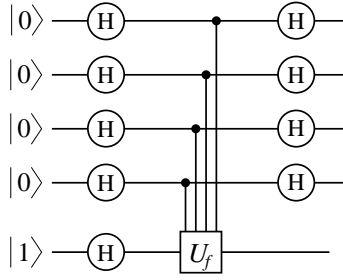
In the last step, one performs a measurement on the first  $N$  qubits in the computational basis. In effect, one observes that exactly if the function  $f$  is constant, one obtains the measurement outcome corresponding to  $|j; \dots; 0; 1\rangle$  with certainty. For any other output the function was balanced. So again, the test for the promised property can be performed with a single query, instead of  $2^N = 2 + 1$  classically<sup>13</sup>.

After all, the performance of the Deutsch-Jozsa algorithm is quite impressive. If there is a drawback to this, yet, it is that unfortunately, the Deutsch-Jozsa algorithm is to some extent artificial in nature, and it lacks an actual practical application emerging in a natural context. The astonishing difference in the number of queries in the quantum and classical case also disappears if classically probabilistic algorithms are allowed for: in fact, using a probabilistic algorithm, a polynomial number of queries achieves an exponentially good success probability.

<sup>13</sup> There are a number of related problems that show very similar features. In the *Bernstein-Vazirani algorithm* [30] again a function  $f : \{0, 1\}^N \rightarrow \{0, 1\}$  is given, promised to be of the form

$$f(x) = ax, \quad (14)$$

for  $a; x \in \{0, 1\}^N$  for some natural number  $N$ .  $ax$  denotes the standard scalar product  $ax = a_0x_0 + \dots + a_{N-1}x_{N-1}$ . How many measurements are required to find the vector  $a$  of zeros and ones? Classically, one has to perform measurements for all possible arguments, and in the end solve a system of linear equations. With the standard oracle  $|j; y\rangle \mapsto |j; f(x) \oplus y\rangle$  at hand, in its quantum version in the Bernstein-Vazirani algorithm only a single call of the oracle is required. Although it has been convincingly argued that one does not have to evoke the metaphor of quantum parallelism to interpret the functioning of the quantum computer in the Bernstein-Vazirani problem – the difference from quantum to classical lies rather in the ability to reverse the action of a CNOT gate by means of local operations on the control and target qubits – the surprisingly superior performance of the quantum algorithm to its classical counterpart is manifest.



**Fig. 3.** The circuit of the Deutsch-Jozsa algorithm.

### 3.3 Simon's algorithm

*Simon's problem* is an instance of an oracle problem which is classically hard, even for probabilistic algorithms, but tractable for quantum computers [32]. The task is to find the period  $p$  of a certain function  $f : \{0,1\}^N \rightarrow \{0,1\}^N$ , which is promised to be 2-to-1 with  $f(x) = f(y)$  if and only if  $y = x \oplus p$ . Here,  $x$  and  $y$  denote binary words of length  $N$ , where  $\oplus$  now means bitwise addition modulo 2. The problem can be stated as a decision problem as well and the goal would then be to decide whether or not there is a period, i.e., whether  $f$  is 2-to-1 or 1-to-1.

Classically the problem is hard, since the probability of having found two identical elements  $x$  and  $y$  after  $2^{N/4}$  queries is still less than  $2^{-N/2}$ . Simon's quantum solution is now the following: start with a state vector  $(\frac{1}{\sqrt{2}} \sum_{i=0}^{2^N-1} |i\rangle) \otimes |0\rangle$  and run the oracle once yielding the state vector  $\frac{1}{\sqrt{2}} \sum_{i=0}^{2^N-1} |i\rangle \otimes |f(i)\rangle$ . Then measure the second register<sup>14</sup>. If the measurement outcome is  $f(x_0)$ , then the state vector of the first register will be

$$\frac{1}{\sqrt{2}} (|x_0\rangle + |x_0 \oplus p\rangle) \quad (15)$$

Applying a Hadamard gate to each of the  $N$  remaining qubits leads to

$$\frac{1}{2^{(N+1)/2}} \sum_{y=0}^{2^N-1} ((-1)^{x_0 \cdot y} + (-1)^{(x_0 \oplus p) \cdot y}) |y\rangle \quad (16)$$

$$= \frac{1}{2^{(N-1)/2}} \sum_{p \cdot y = 0} (-1)^{x_0 \cdot y} |y\rangle \quad (17)$$

If we finally measure the first register in computational basis, we obtain a value  $y$  which is such that  $y \cdot p = 0$  modulo 2. Repeating this procedure in order to get  $N-1$  linearly independent vectors  $y_1, \dots, y_{N-1}$  we can determine  $p$  from the set of equations  $f(y_i) \cdot p = 0$ . To this end we have to query the oracle  $O(N)$  times<sup>15</sup>.

<sup>14</sup> Note that this step is not even necessary – it is merely a pedagogical one.

<sup>15</sup> This symbol is the “big-O” Landau symbol for the asymptotic upper bound. In the rest of the chapter, this notation will be used even if the asymptotic behavior could be specified more precisely.

Hence, we get an exponential speed up compared to any classical algorithm. And in contrast to the Deutsch-Jozsa algorithm this exponential gap remains if we allow for probabilistic classical algorithms<sup>16</sup>. Simon's algorithm has much in common with Shor's algorithm: they both try to find the period of a function<sup>17</sup>, both yield an exponential speed-up, and both make use of classical algorithms in a post processing step. Actually, Shor's work was inspired by Simon's result.

## 4 Grover's database search algorithm

The speed-up of the presented quantum algorithms for the Deutsch-Jozsa and Simon's problem is enormous. However, the oracle functions are constrained to comply with certain promises and the considered tasks hardly appear in practical applications. In contrast to that, Grover's algorithm deals with a frequently appearing problem [33]: *database search*.

Assume we have an unsorted list and want to know the largest element, the mean, whether there is an element with certain properties or the number of such elements – all these are common problems or necessary subroutines for more complex programs and due to Grover's algorithm all these problems in principle admit a typically quadratic speed-up compared to classical solutions. Such an improvement of the performance might not appear very spectacular, however, the problems to which it is applicable are quite numerous<sup>18</sup> and the progress from the ordinary Fourier transform to the FFT already demonstrated how a quadratic speed-up in an elementary routine can boost many applications.

Consider the problem of searching a marked element  $x_0 \in \{1; \dots; N\}$  within an unsorted database of length  $N = 2^n$ . Whereas classically we have to query our database  $O(N)$  times in order to identify the sought element, Grover's algorithm will require only  $O(\sqrt{N})$  trials. Let the database be represented by a unitary<sup>19</sup>

$$U_{x_0} = 1 - 2|x_0\rangle\langle x_0| \quad (18)$$

which flips the sign of  $|x_0\rangle$  but preserves all vectors orthogonal to  $|x_0\rangle$ . The first step of the algorithm is to prepare an equally weighted superposition of all basis states  $|j\rangle = \frac{1}{\sqrt{N}} \sum_x |x\rangle$ . As we have already seen previously this can be achieved by applying  $N$  Hadamard gates to the state vector  $|j\rangle$ . Next, we apply the *Grover operator*

<sup>16</sup> Simon's problem is an instance of an oracle problem relative to which  $BPP \neq BQP$ . That is, classical and quantum polynomial-time complexity classes for bounded error probabilistic algorithms differ relative to Simon's problem.

<sup>17</sup> Whereas Simon's problem is to find a period in  $(\mathbb{Z}_2)^N$ , Shor's algorithm searches for one in  $\mathbb{Z}_{2^N}$ .

<sup>18</sup> For instance, the standard solution to all NP-complete problems is doing an exhaustive search. Hence, Grover's algorithm would speed-up finding a solution to the travelling salesman, the Hamiltonian cycle and certain coloring problems.

<sup>19</sup>  $|x_0\rangle\langle x_0|$  means the projector onto the vector  $|x_0\rangle$ . That is  $U_{x_0}|x_0\rangle = (-1) \cdot |x_0\rangle$ .

$$G = U U_{x_0}; \quad U = 2|j\rangle\langle j| - I \quad (19)$$

to the state vector  $|j\rangle$ . Geometrically, the action of  $G$  is to rotate  $|j\rangle$  towards  $|x_0\rangle$  by an angle  $2\theta$  where  $\sin \theta = \langle j | x_0 \rangle = 1/\sqrt{N}$ . The idea is now to iterate this rotation  $k$ -times until the initial state is close to  $|x_0\rangle$ , i.e.,

$$G^k |j\rangle \approx |x_0\rangle \quad (20)$$

Measuring the system (in computational basis) will then reveal the value of  $x_0$  with high probability.

So, how many iterations do we need? Each step is a  $2\theta$ -rotation and the initial angle between  $|j\rangle$  and  $|x_0\rangle$  is  $\theta = 2^{-1/2}$ .<sup>20</sup> Using that for large  $N$   $\sin \theta \approx \theta$  we see that  $k \approx \frac{\pi}{2} \sqrt{N}$  rotations will do the job and the probability of obtaining a measurement outcome different from  $x_0$  will decrease as  $O(1/N)$ . Since every step in the Grover iteration queries the database once, we need indeed only  $O(\sqrt{N})$  trials compared to  $O(N)$  in classical algorithms. To exploit this speed-up we need of course an efficient implementation not only of the database-oracle  $U_{x_0}$ , but also of the unitary  $U$ . Fortunately, the latter can be constructed out of  $O(\log N)$  elementary gates.

What if there are more than one, say  $M$ , marked elements? Using the equally weighted superposition of all the respective states instead of  $|x_0\rangle$  we can essentially repeat the above argumentation and obtain that  $O(\sqrt{N/M})$  queries are required in order to find one out of the  $M$  elements with high probability. However, performing further Grover iterations would be overshooting the mark: we would rotate the initial state beyond the sought target and the probability for finding a marked element would rapidly decrease again. If we initially do not know the number  $M$  of marked elements this is, however, not a serious problem. As long as  $M \leq N$  we can still gain a quadratic speed-up by simply choosing the number of iterations randomly between 0 and  $\frac{\pi}{2} \sqrt{N}$ . The probability of finding a marked element will then be close to  $1/2$  for every  $M$ . Notably, Grover's algorithm is optimal in the sense that any quantum algorithm for this problem will necessarily require  $O(\sqrt{N/M})$  queries [34].

## 5 Exponential speed-up in Shor's factoring algorithm

Shor's algorithm [2] is without doubt not only one of the cornerstones of quantum information theory but also one of the most surprising advances in the theory of computation itself: a problem, which is widely believed to be *hard* becomes *tractable* by referring to (quantum) physics – an approach completely atypical for the theory of computation, which usually abstracts away from any physical realization.

The problem Shor's algorithm deals with is *factorization*, a typical NP problem. Consider for instance the task of finding the prime factors of 421301. With pencil and paper it might probably take more than an hour to find them. The inverse problem,

<sup>20</sup> This clarifies why we start with the state vector  $|j\rangle$ : the overlap  $\langle j | x_0 \rangle$  does not depend on  $x_0$ .

the multiplication  $601 \cdot 701$ , can, however, be solved in a few seconds even without having pencil and paper at hand<sup>21</sup>. The crucial difference between the two tasks multiplication and factoring is, however, how the degree of difficulty increases with the length of the numbers. Whereas multiplication belongs to the class of “tractable” problems for which the required number of elementary computing steps increases polynomially with the size of the input, every known classical factoring algorithm requires an exponentially increasing number of steps. This is what is meant by saying that factoring is an “intractable” or “hard” problem. In fact, it is this discrepancy between the complexity of the factoring problem and its inverse which is exploited in the most popular public key encryption scheme based on RSA – its security heavily relies on the assumed difficulty of factoring. In a nutshell the idea of Shor’s factoring algorithm is the following:

- (i) *Classical part*: Using some elementary number theory one can show that the problem of finding a factor of a given integer is essentially equivalent to determining the period of a certain function.
- (ii) *QFT for period-finding*: Implement the function from step (i) in a quantum circuit and apply it to a superposition of all classical input states. Then perform a discrete quantum Fourier transform (QFT) and measure the output. The measurement outcomes will be probabilistically distributed according to the inverse of the sought period. The latter can thus be determined (with certain probability) by repeating the procedure.
- (iii) *Efficient implementation*: The crucial point of the algorithm is that the QFT as well as the function from step (i) can be efficiently implemented, i.e., the number of required elementary operations grows only polynomially with the size of the input. Moreover, the probability of success of the algorithm can be made arbitrary close to one without exponentially increasing effort.

Clearly, the heart of the algorithm is an efficient implementation of the QFT. Since Fourier transforms enter in many mathematical and physical problems one might naively expect an exponential speedup for all these problems as well. However, the outcome of the QFT is not explicitly available but “hidden” in the amplitudes of the output state, which can not be measured efficiently. Only global properties of the function, like its period, can in some cases be determined efficiently.

Nevertheless, a couple of other applications are known for which the QFT leads again to an exponential speed up compared to the known classical algorithms. The abstract problem, which encompasses all these applications is known as the “hidden subgroup problem” [1] and another rather prominent representative of this type is the discrete logarithm problem. Let us now have a more detailed look at the ingredients for Shor’s algorithm.

<sup>21</sup> Actually, it takes eleven seconds for a randomly chosen Munich schoolboy at the age of twelve (the sample size was one).

### 5.1 Classical part

Let  $N$  be an odd number we would like to factor and  $a < N$  an integer which has no non-trivial factor in common with  $N$ , i.e.,  $\gcd(N; a) = 1$ . The latter can efficiently be checked by Euclid's algorithm<sup>22</sup>. A factor of  $N$  can then be found indirectly by determining the period  $p$  of the function  $f : \mathbb{Z} \rightarrow \mathbb{Z}_N$  defined as

$$f(x) = a^x \bmod N : \quad (21)$$

Hence, we are looking for a solution of the equation  $a^p - 1 = 0 \bmod N$ . Assuming  $p$  to be even we can decompose

$$a^p - 1 = (a^{\frac{p}{2}} + 1)(a^{\frac{p}{2}} - 1) = 0 \bmod N ; \quad (22)$$

and therefore either one or both terms  $(a^{\frac{p}{2}} - 1)$  must have a factor in common with  $N$ . Any non-trivial common divisor of  $N$  with  $(a^{\frac{p}{2}} - 1)$ , again calculated by Euclid's algorithm, yields thus a non-trivial factor of  $N$ .

Obviously, the described procedure is only successful if  $p$  is even and the final factor is a non-trivial one. Fortunately, if we choose  $a$  at random<sup>23</sup>, this case occurs with probability larger than one half unless  $N$  is a power of a prime. The latter can, however, be checked again efficiently by a known classical algorithm, which returns the value of the prime. Altogether a polynomial time algorithm for determining the period of the function in Eq. (21) leads to a probabilistic polynomial time algorithm which either returns a factor of  $N$  or tells us that  $N$  is prime.

### 5.2 Quantum Fourier Transform

The step from the ordinary discrete Fourier transform (based on matrix multiplication) to the Fast Fourier Transform (FFT) has been of significant importance for signal and image processing as well as for many other applications in scientific and engineering computing<sup>24</sup>. Whereas the naive way of calculating the discrete Fourier transform

$$\hat{c}_y = \frac{1}{N} \sum_{x=0}^{N-1} c_x e^{\frac{2\pi i}{N} xy} \quad (23)$$

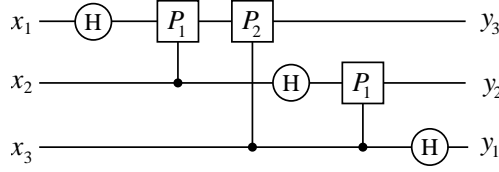
by matrix multiplication takes  $O(N^2)$  steps, the FFT requires  $O(N \log N)$ . The *quantum Fourier transform* (QFT) [2, 35, 36, 37] is in fact a straightforward quantum generalization of the FFT, which can, however, be implemented using only  $O((\log N)^2)$  elementary operations – an exponential speedup!

<sup>22</sup> in  $O((\log N)^3)$  time.

<sup>23</sup> For each randomly chosen  $a$  we have again to check whether  $\gcd(N; a) = 1$ . The probability for this can be shown to be larger than  $1/(2 \log N)$ . The total probability of success is thus at least  $1/(2 \log N)$ .

<sup>24</sup> Although FFT is often attributed to Cooley and Tukey in 1965, it is now known that around 1805 Gauss used the algorithm already to interpolate the trajectories of asteroids [38].





**Fig. 4.** The circuit of a discrete quantum Fourier transform on three qubits. The gate  $P_d$  adds a conditional relative phase  $=2^d$ , where  $d$  is the distance between the two involved qubits in the circuit.

Let now the computational basis states of  $q$  qubits be characterized by the binary representation of numbers  $x = \sum_{i=1}^q x_i 2^{i-1}$  via

$$|x\rangle = |x_1; \dots; x_q\rangle \quad (24)$$

That is, in this subsection  $x$  denotes from now on a natural number or zero and not a binary word. Then for  $n = 2^q$  the QFT acts on a general state vector of  $q$  qubits as  $\sum_x c_x |x\rangle \mapsto \sum_y \hat{c}_y |y\rangle$ . This transformation can be implemented using only two types of gates: the Hadamard gate and conditional phase gates  $P_d$  acting as

$$|a; b\rangle \mapsto |a; b \oplus a \cdot 2^{-d}\rangle \quad (25)$$

which rotate the relative phase conditionally by an angle  $2^{-d}$ , where  $d$  is the “distance” between the two involved qubits.

Fig. 4 shows the quantum circuit, which implements the QFT on  $q = 3$  qubits. The extension of the circuit to more than three qubits is rather obvious and since  $q(q+1)/2$  gates are required its complexity is  $O(q^2) = O((\log n)^2)$ . Being only interested in an approximate QFT we could reduce the number of gates even further to  $O(\log n)$  by dropping all phase gates  $P_d$  with  $d \geq m$ . Naturally, the accuracy will then depend on  $m$ .<sup>25</sup>

### 5.3 Joining the pieces

Let us now sketch how the QFT can be used to compute the period  $p$  of the function in Eq. (21) efficiently. Consider two registers of  $q$  qubits each, where  $2^q = n = N^2$  and all the qubits are in the state vector  $|0\rangle$  initially. Applying a Hadamard gate to each qubit in the first register yields  $\frac{1}{\sqrt{n}} \sum_x |x; 0\rangle$ . Now suppose we have implemented the function in Eq. (21) in a quantum circuit which acts as  $|x; 0\rangle \mapsto |x; f(x)\rangle$ , where  $x$  is taken from  $\mathbb{Z}_n$ . Applying this to the state vector and then performing a QFT on the first register we obtain

$$\frac{1}{\sqrt{n}} \sum_{x, y=0}^{n-1} e^{\frac{2\pi i}{n} x y} |y; f(x)\rangle \quad (26)$$

<sup>25</sup> An  $\epsilon$ -approximation of the QFT (in the 2-norm) would require  $O(q \log(q/\epsilon))$  operations, i.e.,  $m$  is of the order  $\log(q/\epsilon)$  (cf. [35]).

How will the distribution of measurement outcomes look like if we now measure the first register in computational basis? Roughly speaking, the sum over  $x$  will lead to constructive interference whenever  $y=n$  is close to a multiple of the inverse of the period  $p$  of  $f$  and it yields destructive interference otherwise. Hence, the probability distribution for measuring  $y$  is sharply peaked around multiples of  $n=p$  and  $p$  itself can be determined by repeating the whole procedure  $O(\log N)$  times<sup>26</sup>. At the same time the probability of success can be made arbitrary close to one. In the end we can anyhow easily verify whether the result, the obtained factor of  $N$ , is valid or not.

What remains to be shown is that the map

$$x \mapsto f(x); \quad f(x) = a^x \bmod N \quad (27)$$

can be implemented efficiently. This can be done by repeatedly squaring in order to get  $a^{2^i} \bmod N$  and then multiplying a subset of these numbers according to the binary expansion of  $x$ . This requires  $O(\log N)$  squarings and multiplications of  $\log N$ -bit numbers. For each multiplication the “elementary-school algorithm” requires  $O((\log N)^2)$  steps. Hence, implementing this simple classical algorithm on our quantum computer we can compute  $f(x)$  with  $O((\log N)^3)$  elementary operations. In fact, this part of performing a standard classical multiplication algorithm on a quantum computer is the bottleneck in the quantum part of Shor’s algorithm. If there would be a more refined *quantum modular exponentiation* algorithm we could improve the asymptotic performance of the algorithm<sup>27</sup>.

Altogether, the quantum part of Shor’s factoring algorithm requires of the order  $(\log N)^3$  elementary steps, i.e., the size of the circuit is cubic in the length of the input. As described above, additional classical preprocessing and postprocessing is necessary in order to obtain a factor of  $N$ . The time required for the classical part of the algorithm is, however, polynomial in  $\log N$  as well, such that the entire algorithm does the job in polynomial time. In contrast to that, the running time of the number field sieve, which is currently the best classical factoring algorithm, is  $\exp\{O((\log N)^{\frac{1}{3}}(\log \log N)^{\frac{2}{3}})\}$ . Moreover, it is widely believed that factoring is a classically hard problem, in the sense that there exists no classical polynomial time algorithm. However, it is also believed that proving the latter conjecture (if it is true) is extremely hard since it would solve the notorious  $P \stackrel{?}{=} NP$  problem.

## 6 Adiabatic quantum computing

Shor’s factoring algorithm falls into a certain class of quantum algorithms, together with many other important algorithms, such as the algorithm for computing orders

<sup>26</sup> For the cost of more classical postprocessing it is even possible to reduce the expected number of required trials to a constant (cf. [2]).

<sup>27</sup> In fact, modular exponentiation can be done in  $O((\log N)^2 \log \log N \log \log \log N)$  time by utilizing the Schönhage-Strassen algorithm for multiplication [39]. However, this is again a classical algorithm, first made reversible and then run on a quantum computer. If there exists a faster quantum algorithm it would even be possible that breaking RSA codes on a quantum computer is asymptotically faster than the encryption on a classical computer.

of solvable groups [40] and the efficient quantum algorithm for finding solutions of Pell's equation [41]: it is an instance of a hidden subgroup problem. In fact, it has turned out in recent years that it appears difficult to leave the framework of hidden subgroup problems, and to find novel quantum algorithms for practically relevant problems. This motivates the quest for entirely new approaches to finding such new algorithms. The algorithm of Ref. [42] based on *quantum random walks* [43] is an important example of such a new approach, although the problem it solves does not appear in a particularly practical context. Another approach is the framework of adiabatic quantum algorithms:

In 2000, Farhi, Goldstone, Gutmann, and Sipser introduced a new concept to the study of quantum algorithms, based on the adiabatic theorem of quantum mechanics [44]. The idea is the following: let  $f : \{0,1\}^N \rightarrow \mathbb{R}$  be a cost function of which we would like to find the global minimum, assumed in  $x \in \{0,1\}^N$ . In fact, any local combinatorial search problem can be formulated in this form. For simplicity, suppose that this global minimum is unique. Introducing the *problem Hamiltonian*

$$H_T = \sum_{z \in \{0,1\}^N} f(z) |z\rangle\langle z| \quad (28)$$

the problem of finding the  $x \in \{0,1\}^N$  where  $f$  attains its minimum amounts to identifying the eigenstate  $|x\rangle$  of  $H_T$  corresponding to the smallest eigenvalue  $f(x)$ , i.e., the *ground state energy* associated with  $H_T$ . But how does one find the ground state in the first place? The key idea is to consider another Hamiltonian  $H_0$ , with the property that the system can easily be prepared in its ground state, which is again assumed to be unique. One then interpolates between the two Hamiltonians, for example linearly

$$H(t) = \frac{t}{T} H_T + (1 - \frac{t}{T}) H_0; \quad (29)$$

with  $t \in [0; T]$ , where  $T$  is the *run time* of the adiabatic quantum algorithm. This Hamiltonian governs the time evolution of the quantum state of the system from time  $t = 0$  until  $t = T$ . According to the Schrödinger equation, the state vector evolves as  $i \partial_t |j(t)\rangle = H(t) |j(t)\rangle$ . In a last step one performs a measurement in the computational basis. If one obtains the outcome associated with  $|x\rangle$ , then the measurement result is just  $x$ , the minimal value of the function  $f$ . In this case the probabilistic algorithm is successful, which happens with the *success probability*  $p = |\langle x | j(T) \rangle|^2$ .

What are the requirements for such an algorithm to work, i.e., to result in  $x$  with a large success probability? The answer to this question is provided by the *quantum adiabatic theorem*: If the Hamiltonian  $H(t)$  exhibits a non-zero spectral gap between the smallest and the second-to-smallest eigenvalue for all  $t \in [0; T]$ , then the final state vector  $|j(T)\rangle$  will be close to the state vector  $|x\rangle$  corresponding to the ground state of  $H_T$ , if the interpolation happens sufficiently slowly, meaning that  $T$  is sufficiently large. The initial state is then said to be adiabatically transferred to arbitrary accuracy into the desired ground state of the problem Hamiltonian, which encodes the solution to the problem. The typical problem of encountering local minima that

are distinct from the global minimum can in principle not even occur. This kind of quantum algorithm is referred to as an *adiabatic algorithm*.

Needless to say, the question is how large the time  $T$  has to be chosen. Let us denote with

$$= \min_{t \in [0; T]} (E_t^{(0)} - E_t^{(1)}) \quad (30)$$

the minimal spectral gap over the time interval  $[0; T]$  between the smallest  $E_t^{(0)}$  and the second-to-smallest eigenvalue  $E_t^{(1)}$  of  $H(t)$ , associated with eigenvectors  $|j_t^{(0)}\rangle$  and  $|j_t^{(1)}\rangle$ , respectively, and with

$$= \max_{t \in [0; T]} \langle j_t^{(1)} | H(t) | j_t^{(0)} \rangle \quad (31)$$

Then, according to the quantum adiabatic theorem, the success probability satisfies

$$p = \langle j_T^{(0)} | j_T^{(0)} \rangle^2 = 1 - \epsilon^2 \quad (32)$$

if

$$\epsilon = \frac{\Delta}{2} : \quad (33)$$

The quantity  $\Delta$  is typically polynomially bounded in  $N$  for the problems one is interested in, so the crucial issue is the behaviour of the minimal gap  $\Delta$ . Time complexity is now quantified in terms of the run time  $T$  of the adiabatic algorithm. If one knew the spectrum of  $H(t)$  at all times, then one could immediately see how fast the algorithm can be performed. Roughly speaking, the larger the gap, the faster the algorithm can be implemented. The problem is that the spectrum of  $H(t)$ , which can be represented as a  $2^N \times 2^N$  matrix, is in general unknown. Even to find lower bounds for the minimal spectral gap is extraordinarily difficult, unless a certain symmetry highly simplifies the problem of finding the spectrum. After all, in order for the Hamiltonian to be ‘reasonable’, it is required that it is *local*, i.e., it is a sum of operators that act only on a bounded number of qubits in  $N$ . This is a very natural restriction, as it means that the physical interactions involve always only a finite number of quantum systems [45]. Note that an indication whether the chosen run time  $T$  for an adiabatic algorithm was appropriate, one may start with the initial Hamiltonian and prepare the system in its ground state, interpolate to the problem Hamiltonian and – using the same interpolation – back to the original Hamiltonian [46]. A necessary condition for the algorithm to have been successful is that finally, the system is to a good approximation in the ground state of the initial Hamiltonian. This is a method that should be accessible to an experimental implementation.

Adiabatic algorithms are known to reproduce the quadratic speedup in the Grover algorithm for unstructured search problems [47]. But adiabatic algorithms can also be applied to other instances of search problems: In Ref. [48] adiabatic algorithms have been compared with simulated annealing algorithms, finding settings in which the quantum adiabatic algorithm succeeded in polynomial time, but for simulated annealing exponential time was necessary. There is after all some numerical evidence that for structured NP hard problems like MAX CLIQUE and 3-SAT, it may well be

that adiabatic algorithms offer an exponential speedup over the best classical algorithm, again, assuming that  $P \notin NP$  [44]. In fact, it can be shown that adiabatic algorithms can be efficiently simulated on a quantum computer based on the quantum circuit model, provided that the Hamiltonian is local in the above sense (see also the subsequent section). Hence, whenever an efficient adiabatic algorithm can be found for a specific problem, this implies an efficient quantum algorithm [45]. The concept of adiabatic algorithms may be a key tool to establish new algorithms beyond the hidden subgroup problem framework.

## 7 Simulating quantum systems

A typical application of computers is that of being working horses for physicists and engineers who want to simulate physical processes and compute practically relevant properties of certain objects from the elementary rules of physics. If many particles are involved, the simulation might become cumbersome or even impossible without exploiting serious approximations. This is true classically as well as quantum mechanically<sup>28</sup>: simulating turbulences is not necessarily easier than dealing with high temperature superconductors. There is, however, a crucial difference between classical and quantum systems regarding how many are “many particles”. Whereas the dimension of the classical phase space grows linearly with the number of particles, the size of the quantum mechanical Hilbert space increases exponentially. This implies that the exact simulation of an arbitrary quantum system of more than 25 qubits is already no longer feasible on today’s computers. Consider for instance a closed system of  $N$  (say 25) qubits whose time evolution is determined by a Hamiltonian  $H$  via Schrödinger dynamics,

$$|j\rangle(t) = e^{-iHt} |j\rangle(0) \quad (34)$$

Since  $H$  is a Hermitian  $2^N \times 2^N$  matrix it is, although often sparse, extremely hard to exponentiate – for  $N = 25$  it has about  $10^{15}$  entries!

Once we have the building blocks for a *universal* quantum computer of  $N$  qubits, i.e., a universal set of gates, we can in principle simulate the dynamics of any closed  $N$ -qubit system. That is, we can let our quantum computer mimic the time evolution corresponding to any Hamiltonian we were given by some theorist and then perform some measurements and check whether the results, and with them the given Hamiltonian, really fit to the physical system in the laboratory. Despite the naiveness of this description, one crucial point here is whether or not the simulation can be implemented efficiently on our quantum computer. In fact, it can, as long as the Hamiltonian

$$H = \sum_{i=1}^L H_i \quad (35)$$

---

<sup>28</sup> Even the type of differential equation we have to solve can be very similar. The classical diffusion equation is for instance essentially a real version of the quantum mechanical Schrödinger equation.

is again a sum of *local* Hamiltonians  $H_1$  acting only on a few particles<sup>29</sup>. The basic idea leading to this result is the following [49]:

The evolution according to each  $H_1$  can be easily simulated, i.e., with an overhead which does not grow with  $N$ . Since the different  $H_1$  do in general not commute we have  $e^{-iH_1 t} e^{-iH_2 t} \neq e^{-iH t}$ . However, we can exploit Trotter's formula

$$\lim_{k \rightarrow \infty} \prod_{l=1}^k e^{-iH_1 \frac{t}{k}} = e^{-iH t} \quad (36)$$

in order to move in the direction in Hilbert space corresponding to  $H$  by concatenating many infinitesimal moves along  $H_1; H_2; \dots$ . To use Lloyd's metaphor, this is like parallel parking with a car that can only be driven forward and backward. In fact, this is everyday life not only for car drivers but also for people working in nuclear magnetic resonance where sophisticated pulse sequences are used in order to drive a set of spins to a desired state. The important point is, however, that in such a way  $e^{-iH t}$  can be efficiently approximated with only a polynomial number of operations. Moreover, the number of required operations scales as  $O(\text{poly}(1/\epsilon))$  with the maximal tolerated error  $\epsilon$ .

Evolutions of closed discrete systems are not the only things which can be simulated efficiently. If for instance the terms  $H_1$  in Eq. (35) are tensor products and  $L$  is a polynomial in  $N$ , this works as well [1]. Moreover, evolutions of open systems, approximations of systems involving continuous variables [50, 51], systems of indistinguishable particles, in particular fermionic systems [52], and equilibration processes [53] have been studied.

Since the simulation of quantum systems becomes already an interesting application for a few tens of qubits, we will see it in the laboratories far before a "Shor class" quantum computer that strikes classical factoring algorithms (and thus requires thousands of qubits) will be build [54]. In fact, we do not even need a full quantum computer setup, i.e., the ability to implement a universal set of gates, in order to simulate interesting multi-partite quantum systems [55].

## 8 Quantum error correction

Quantum error correction aims at protecting the coherence of quantum states in a quantum computation against noise. This noise is due to some physical interaction of the quantum systems forming the quantum computer with their environment, an interaction which can never be entirely avoided. It turns out that reliable quantum computation is indeed possible in the presence of noise, which was one of the genuinely remarkable insights in this research field. The general idea of quantum error correction is to encode logical qubits into a number of physical qubits. The whole quantum computation is hence performed in a subspace of a larger dimensional Hilbert space, called the *error correcting code subspace*. Any deviation from this subspace guides

<sup>29</sup> That is, every  $H_1$  involves at most a number of particles which is independent of  $N$ .

into an orthogonal *error subspace*, and can hence be detected and corrected without losing the coherence of the actual encoded states [56]. Quantum error correcting codes have the ability to correct a certain finite-dimensional subspace of error syndromes. These error syndromes could for example correspond to a *bit-flip error* on a single qubit. Such bit-flip errors are, however, by no means the only type of error that can occur to a single qubit. In a *phase flip error* the relative phase of  $\alpha_i$  and  $\beta_i$  is interchanged. Quantum error correcting codes can be constructed that correct for such bit-flip and phase errors or both. In a quantum computing context, this error correction capability is yet still not sufficient. It is the beauty of the theory of quantum error correcting codes that indeed, codes can be constructed that have the ability to correct for a *general error* on a single qubit (and for even more general syndromes). What this means we shall see after a first example.

### 8.1 An introductory example

The simplest possible encoding that protects at least against a very restricted set of errors is the following: Given a pure state of a single qubit with state vector  $\psi = \alpha_i + \beta_i$ . This state can be protected against bit-flip errors of single qubits by means of the *repetition encoding*  $\alpha_i \mapsto \alpha_i|00\rangle$  and  $\beta_i \mapsto \beta_i|11\rangle$ , such that  $\psi$  is encoded as

$$\psi = \alpha_i + \beta_i \mapsto \alpha_i|00\rangle + \beta_i|11\rangle. \quad (37)$$

This encoding, the idea of which dates back to work by Peres as early as 1985 [57], can be achieved by means of two sequential CNOT gates to qubit systems initially prepared in  $\alpha_i$ . Note that it does not amount to a copying of the input state, which would be impossible anyway. If an error occurs that manifests itself in a *single* bit-flip operation to any of the three qubits, one can easily verify that one obtains one out of four mutually orthogonal states: These states correspond to no error at all, and a single bit flip error to any of the three qubits. This encoding, while not yet being a quantum error correcting code in the actual sense, already exemplifies an aspect of the theory: With a subsequent measurement that indicates the kind of error that has occurred, no information can be inferred about the values of the coefficients  $\alpha_i$  and  $\beta_i$ . A measurement may hence enquire about the error without learning about the data.

While already incorporating a key idea, it is nevertheless not a particularly good encoding to protect against errors: If a different error than a bit-flip occurs, then the measurement followed by an error correction cannot recover the state. Moreover, and maybe more seriously, the state cannot be disentangled from the environment, if the error is due to some physical interaction entangling the state with its environment. Let us consider the map involving the qubit undergoing the error and the environment, modeled as a system starting with state vector  $\psi_0$ , according to

$$|0\rangle_i \mapsto |0\rangle_i|0\rangle_e \text{ and } |1\rangle_i \mapsto |1\rangle_i|1\rangle_e \quad (38)$$

such that the environment becomes correlated with the qubit undergoing the error. This is a process typically referred to as decoherence. The above encoding cannot

correct for such an error and recover the original state. Such an entangling error, however, corresponds rather to the generic situation happening in realistic errors. In Preskill's words, the manifesto of quantum error correction is to fight entanglement with entanglement [56]. What is meant is that the unwanted but unavoidable entanglement of the system with its environment should be avoided by means of skillfully entangling the systems in a quantum error correcting code, followed by appropriate correction.

## 8.2 Shor code

There are, notably, error correcting codes that can correct for any error inflicted on a single qubit of the code block. That such quantum error correcting codes exist was first noted by Steane and Shor in independent seminal work in 1995 and 1996 [21, 23]. *Shor's 9 qubit code* is related to the above repetition code by encoding again each of the qubits of the codewords into three other qubits, according to  $|j\rangle \mapsto (|j\rangle; 0; 0i + |j-1; 1; 1i) = \frac{1}{\sqrt{2}}$  and  $|j\rangle \mapsto (|j\rangle; 0; 0i - |j-1; 1; 1i) = \frac{1}{\sqrt{2}}$ . In effect, in the total encoding each logical qubit is encoded in the state of 9 physical qubits, the codewords being given by

$$|j\rangle \mapsto (|j\rangle; 0; 0i + |j-1; 1; 1i) (|j\rangle; 0; 0i - |j-1; 1; 1i) (|j\rangle; 0; 0i + |j-1; 1; 1i) = \frac{1}{\sqrt{8}}; \quad (39)$$

$$|j\rangle \mapsto (|j\rangle; 0; 0i - |j-1; 1; 1i) (|j\rangle; 0; 0i - |j-1; 1; 1i) (|j\rangle; 0; 0i - |j-1; 1; 1i) = \frac{1}{\sqrt{8}}; \quad (40)$$

In a sense, the additional encoding of the repetition code mends the weaknesses of the repetition code itself. Such an encoding of the encoding is called a *concatenation of codes*, which plays an important role in quantum error correction. What errors can it now correct? If the environment is initially again in a pure state associated with state vector  $|j_0\rangle$ , then the most general error model leads to the joint state vector

$$(|j_0\rangle + |j_1\rangle)|j_0\rangle = (|j_0\rangle + |j_1\rangle)|j_0\rangle + (|j_1\rangle - |j_0\rangle)|j_1\rangle + (|j_0\rangle - |j_1\rangle)|j_2\rangle + (|j_1\rangle + |j_0\rangle)|j_3\rangle; \quad (41)$$

where no assumption is made concerning the state vectors  $|j_0\rangle$ ,  $|j_1\rangle$ , and  $|j_2\rangle$ , and  $|j_3\rangle$ . One particular instance of this map is the one where

$$|j_0\rangle = |j_2\rangle = |j_1\rangle; |j_1\rangle = |j_3\rangle = |j_0\rangle; \quad (42)$$

One can convince oneself that when disregarding the state of the environment (reflected by the partial trace), this error is a quite radical one: in effect, it is as if the qubit is discarded right away and replaced by a new one, prepared in  $|j_0\rangle$ . The key point now is that the Shor code has the ability to correct for any such error if applied to only one qubit of the codeword, and completely disentangle the state again from the environment. This includes the complete loss of a qubit as in the previous example. In a sense, one might say that the continuum of possible errors is discretized leading to orthogonal error syndromes that can be reliably distinguished with measurements, and then reliably corrected for. But then, one might say, typical errors do



not only affect one qubit in such a strong manner, but rather, all qubits of the codeword are exposed to errors. Even then, if the error is small and of the order  $O(\epsilon)$  in  $\epsilon$  characterizing the fidelity of the affected state versus the input, after error correction it can be shown to be of the order  $O(\epsilon^2)$ .

### 8.3 Steane code

Steane's 7 qubit quantum error correcting code is a good example how the techniques and the intuition from classical error correction can serve as a guideline to construct good quantum error correcting codes [21, 22]. It is closely related to a well-known classical code, the  $[[7;4;3]]$ -Hamming code. Starting point is the *parity check matrix* of the  $[[7;4;3]]$  Hamming code given by

$$h = \begin{pmatrix} 0 & 0 & 0 & 1 & 1 & 1 & 1 \\ 0 & 1 & 1 & 0 & 0 & 1 & 1 \\ 1 & 0 & 1 & 0 & 1 & 0 & 1 \end{pmatrix} \quad (43)$$

Codewords of the classical Hamming code are all binary words  $v$  of length 7 that satisfy  $h v^T = 0$ , which is meant as addition in  $\mathbb{Z}_2$ . It is a straightforward exercise to verify that there are in total 16 legitimate codewords (the kernel of  $h$  is four-dimensional). In the classical setting, if at most a single unknown bit flip error occurs to a word  $v$ , leading to the word  $v^0$ , it can be easily detected: if the error happens on the  $i$ -th bit, then, from the very construction of  $h$ ,  $h v^{0T}$  is nothing but a binary representation of  $i$ , indicating the position of the error. If  $h v^{0T} = 0$ , one can conclude that  $v^0 = v$ , and no error has occurred.

The 7 qubit Steane code draws from this observation. It is now defined as follows: For the logical  $|0\rangle$ , the quantum codeword is the superposition of the eight codewords of the classical Hamming code with an odd number of 0s, represented in terms state vectors. The latter term means that the binary word  $x_1; \dots; x_7$  is represented as  $|x_1; \dots; x_7\rangle$ . The logical  $|1\rangle$  is encoded in a similar state vector corresponding to the even number of 0s. That is,

$$\begin{aligned} |0\rangle &= \frac{1}{\sqrt{8}} (|0;0;0;0;0;0;0\rangle + |0;0;0;1;1;1;1\rangle + |0;1;1;0;0;1;1\rangle \\ &+ |0;1;1;1;0;0;0\rangle + |1;0;1;0;1;0;1\rangle + |1;0;1;1;0;1;0\rangle \\ &+ |1;1;0;0;1;1;0\rangle + |1;1;0;1;0;0;1\rangle) \end{aligned} \quad (44)$$

$$\begin{aligned} |1\rangle &= \frac{1}{\sqrt{8}} (|0;0;1;0;1;1;0\rangle + |0;0;1;1;0;0;1\rangle + |0;1;0;0;1;0;1\rangle \\ &+ |0;1;0;1;0;1;0\rangle + |1;0;0;0;0;1;1\rangle + |1;0;0;1;1;0;0\rangle \\ &+ |1;1;1;0;0;0;0\rangle + |1;1;1;1;1;1;1\rangle) \end{aligned} \quad (45)$$

The central idea is now that in the quantum situation one can make use of the idea how the syndrome is computed in the classical case. When appending a system consisting of three qubits, the transformation  $|v^0\rangle |0;0;0\rangle \rightarrow |v^0\rangle |h v^0\rangle$  can be realized in a unitary manner, and the measurement of the state of the additional qubits reveals the syndrome. But this procedure, one might be tempted to think, is merely

sufficient to correct for bit flip errors, from the construction of the  $[[7;4;3]]$ -Hamming code. This is not so, however: a rotation of each qubit of the quantum codewords with a Hadamard gate  $H$  as described in section 2 with  $|j_i\rangle \rightarrow (|j_i\rangle + |j_i+1\rangle)/\sqrt{2}$  and  $|j_i+1\rangle \rightarrow (|j_i\rangle - |j_i+1\rangle)/\sqrt{2}$  will yield again a superposition of binary words. In fact, it is again a superposition of Hamming codeword, and bit flip errors in this rotated basis correspond to phase flips in the original basis. So applying the same method again will in fact detect all errors. The encodings of the Shor and the Steane code are shown in Fig. 5.

#### 8.4 CSS and stabilizer codes

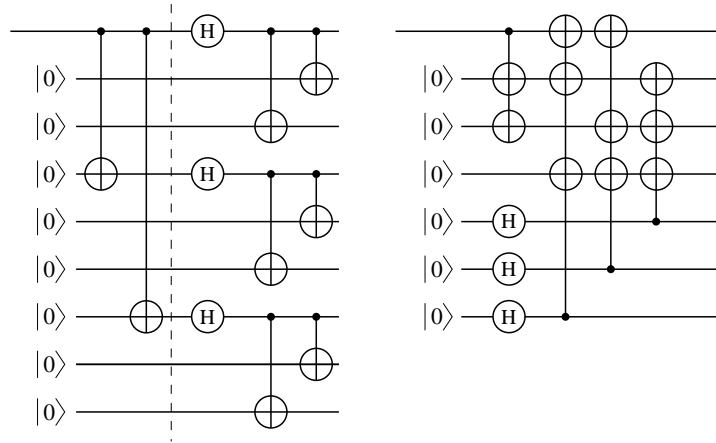
The formalism of *Calderbank-Shor-Steane codes* [58, 22], in short CSS codes, takes the idea seriously that the theory of linear codes can almost be translated into a theory of quantum error correcting codes. Let us remind ourselves what  $[[n;k;d]]$  in the above notation specifying the classical Hamming code stands for:  $n$  is the length of the code,  $k$  the dimension, and  $d$  the distance, the minimum Hamming distance between any two codewords. At most  $d(d-1)/2$  errors can be corrected by such a code. Any such linear code is specified by its *generator matrix*  $G$ , which maps the input into its encoded correspondent. The parity check matrix  $h$  can be easily evaluated from this generator matrix. Associated with any linear code is its *dual code* with generator matrix  $h^T$ . The construction of *CSS codes* is based not on one, but on two classical codes: on both a  $[[n_1;k_1;d_1]]$  code  $C_1$  and a  $[[n_2;k_2;d_2]]$  code  $C_2$  with  $C_2 \subseteq C_1$ , such that both the former code and the dual of the latter code can correct for  $m$  errors. The quantum error correcting code is then constructed for each codeword  $x_1$  of  $C_1$  as a superposition over codewords of  $C_2$ , again represented as pure states of qubits.

With this construction, much of the power of the formalism of classical linear error correcting codes can be applied. It turns out that with such CSS codes, based on the classical theory, up to  $m$  errors can be detected and corrected, indicating that good quantum error correcting codes exist that can correct for more than general errors on single qubits. The above Steane code is already an example for a CSS code, but one that corrects only for a single error. Is Steane's 7 qubit quantum code the shortest quantum code that can correct for a general error to a single qubit? The answer is no, and it can be shown that five qubits are sufficient, as has first been pointed out by Laflamme, Miquel, Paz and Zurek on the one hand [24], and Bennett et al. [59] on the other hand. What can also be shown, in turn is that no even shorter quantum code can exist with this capability. This is an important insight when considering the hardware resources necessary to design a quantum computer incorporating error correction.

This five qubit code is a particular instance of a so-called *stabilizer code* [18]. The stabilizer formalism is a very powerful formalism to grasp a large class of unitary quantum operations on states, as well as state changes under measurements in the computational basis. Essentially, instead of referring to the states themselves, the idea is to specify the operators that "stabilize the state", i.e., those operators the state vector is an eigenvector of with eigenvalue 1. It turns out that it is often by far easier

and more transparent to specify these operators than the state vectors. The power of the stabilizer formalism becomes manifest when considering the *Pauli group*, i.e., the group of all products of the Pauli matrices and the identity with appropriate phases. Based on this stabilizer formalism, the important class of stabilizer codes can be constructed, which are a genuine generalization of the CSS codes, and embodies also the 9 qubit Shor code. But the significance of the stabilizer formalism goes much beyond the construction of good quantum error correcting codes. The *Gottesman-Knill theorem* that has been mentioned previously in section 2 can for example be proved using this formalism.

There is a notable link between stabilizer codes and quantum error correcting codes based on graphs. A large class of quantum error correcting codes can be constructed based on a graph, where edges, roughly speaking, reflect an interaction pattern between the quantum systems of the quantum codewords [18, 60]. It turns out that these *graph codes* present an intuitive way of constructing error correcting codes, and they exactly correspond to the stabilizer codes. It is an interesting aspect that the *graph states* [60, 61] associated with graph codes can serve also a very different purpose: they themselves form a universal resource for measurement-based *one-way quantum computation* [62]. In this scheme, a particular instance of a graph state is initially prepared as a resource for the quantum computation. Implementing a quantum algorithm amounts to performing measurements on single qubits only (but not necessarily in the computational basis), thereby realizing an effective unitary transformation on the output qubits.



**Fig. 5.** The encoding circuits of the Shor (left) and Steane (right) quantum codes. To the left of the dotted line, the depicted circuit corresponds to the repetition code. The first line corresponds to the input qubit.

## 8.5 Fault tolerant quantum computation

Very nice, one might say at this point, it is impressive that errors affecting quantum systems can be corrected for. But is there not a crucial assumption hidden here? Clearly, when merely storing quantum states, errors are potentially harmful, and this danger can be very much attenuated indeed by means of appropriate quantum error correction. But so far, we assumed that the encoding and decoding of the quantum states can be done in a perfectly reliable manner, without errors at all. Given the degree of complexity of the circuits necessary to do such an encoding (see, e.g., Fig. 5), amounting essentially to a quantum computation, it does not seem very natural to assume that this computation can be done without any errors. After all, one has to keep in mind that the whole procedure of encoding and decoding complicates the actual computation, and adds to the hardware requirements.

It was one of the very significant insights in the field that this assumption is, unrealistic as it is, not necessary. In the recovery process, errors may be allowed for, leading to *fault tolerant recovery*, as has been shown in seminal work by Shor [63], with similar ideas having been independently developed by Kitaev [64]. This is possible as long as the error rate in this process is sufficiently low. But then, it might not be optimal to first encode, then later, when appropriate, decode, perform a quantum gate, and then encode the state again. Instead, it would be desirable to find ways of implementing a universal set of gates in the space of the encoded qubits itself. This leads to the theory of *fault tolerant quantum computation*. That this is possible has again been shown by Shor [63], who devised fault tolerant circuits for two-qubit CNOT gates, rotations and three-qubit *Toffoli gates* acting as  $x; y; z \mapsto x; y; z \oplus xy$ <sup>30</sup>. This might still not be enough: from quantum error correction as described before alone, it is not clear how to store quantum information to an arbitrarily long time to a high fidelity. Knill and Laflamme demonstrated that this is possible with *concatenated encoding*, meaning that the encoded words are encoded again to some degree of hierarchy, and appropriate error detection and correction is performed [66, 67]. Uniting these ingredients, it became evident that a threshold for the required accuracy for general fault-tolerant quantum computation can be identified, allowing in principle for arbitrarily long quantum computation with high fidelity. Several inequivalent *threshold theorems* asking essentially for only a constant error rate have been developed that holds under a number of different assumptions [56, 68, 64, 18, 67]. Such schemes for achieving reliable quantum computation at a constant error rate can be achieved with a polylogarithmic overhead in both time and space of the computation to be performed. Hence, the additional cost in depth and size of the quantum circuit is such that the superiority of quantum algorithms like Grover's and Shor's algorithms over their classical counterpart is essentially preserved.

So in a nutshell, quantum error correction, together with techniques from fault-tolerant quantum computation, significantly lessen the threat posed by unavoidable decoherence processes any quantum computer will suffer from. To preserve the coherence of the involved quantum over the whole quantum computation remains the

<sup>30</sup> Note that quite surprisingly, Toffoli and Hadamard gates alone are already universal for quantum computation, abandoning the need for general single qubit rotations [65, 16].

central challenge in a realization. The theory of quantum error correction, yet, shows that the pessimism expressed in the mid 1990ies, culminating in the statement that these daunting problems cannot be overcome as a matter of principle, was not quite appropriate.

## 9 How to build a quantum computer?

We have seen so far what purposes a quantum computer may serve, what tasks it may perform well, better than any classical computer, and have sketched what the underlying computational model is like. Also, ways have been described to fight decoherence that is due to the coupling to the environment, and eventually to the same devices that are designed to perform the readout. The crucial question remains: how can a quantum computer be built? What are the physical requirements to appropriately isolate a quantum computer from its environment? What is the physical hardware that can keep the promise of the quantum computer as a supercomputing device?

Needless to say, there is no satisfactory answer to these questions so far. On the one hand, progress has been made in recent years in the experimental controlled manipulation of very small quantum systems that can not be called other than spectacular, in a way that was not imaginable not long ago. Quantum gates have been implemented in the quantum optical context, and with nuclear magnetic resonance (NMR) techniques, even small quantum algorithms have been realized. On the other hand, however, it seems fair to say that a universal quantum computer as a physical device that deserves this name is still in the remote future. The only thing that seems safe to say is that none of the current experimental efforts probably deals with exactly the physical system that will be used in an eventual realization of a Shor class quantum computer. Supposably, completely new ways of controlling individual quantum systems will have to be devised, potentially combining previous ideas from quantum optics and solid state physics. Any such implementation will eventually have live up to some requirements that have maybe most distinctly been formulated by DiVincenzo as generic requirements in practical quantum computation [69], see Fig. 6. It is beyond the scope of this chapter to give an introduction to the very rich literature on physical implementations of quantum computers. After all, this is the core question that physicists seek to address in this field. Instead, we will sketch a few key methods that have been proposed as potentially promising methods or that have already been demonstrated in experiments.

### 9.1 Quantum optical methods

Among the most promising methods to date are quantum optical methods where the physical qubits correspond to *cold ions in a linear trap*, interacting with laser beams. A plethora of such proposals have been made, dating back to seminal work by Cirac and Zoller [70]. In the latter proposal, qubits are identified with internal

- |  |
|--|
| <ul style="list-style-type: none"> <li>(i) Scalable physical system with well-characterized qubits</li> <li>(ii) Ability to initialize the state of the qubits to a simple fiducial state</li> <li>(iii) Long decoherence times, much longer than the gate operation time</li> <li>(iv) Universal set of quantum gates</li> <li>(v) Qubit specific measurement capability</li> </ul> |
|--|

**Fig. 6.** The DiVincenzo criteria of what requirements must be met in any physical implementation of a quantum computer.

degrees of freedom of the ions, which are assumed to be two-level systems for practical purposes. Single qubit operations can be accomplished by means of a controlled interaction with laser light, shone onto the ions by different laser beams that can individually address the ion. The ions repel each other by Coulomb interaction, forming a string of ions with adjacent ions being a couple of optical wavelengths apart from each other. More challenging, of course, is to find ways to let two arbitrary qubits interact to realize a two-qubit quantum gate. This can be achieved by means of exciting the collective motion of the canonical degrees of freedom of the ions with lasers, i.e., by using the lowest level collective *vibrational modes*. Several refinements of this original proposal aim at realizing the gates faster, and in a way that does not require extremely low temperatures or is less prone to decoherence [71]. Such quantum gates have already been realized in experiments, notably the implementation of two-qubit quantum gates due to work by Monroe and co-workers with a single ion [72] and Blatt and co-workers [73] with a two-ion quantum processor.

Alternatively to using the motional degrees of freedom to let quantum systems interact, this goal can be achieved by means of the tools of *cavity quantum electrodynamics* (cavity QED) [74, 75]. The key idea is to store neutral atoms inside an optical cavity formed for example by two optical super-mirrors. The interactions required to perform two-qubit gates are moderated by means of the interaction of the atoms with a single quantized mode of a high-Q optical cavity. In Ref. [74] it is assumed that adjacent atoms are separated by a few wavelengths of the cavity mode, interacting with laser beams in an individual manner (standing qubits), but also atomic beams passing through the cavity have been considered, both theoretically and experimentally (flying qubits). Two regimes can in general be distinguished: the strong coupling limit, where coherent atom-cavity dynamics dominates cavity losses and spontaneous emission, and the bad cavity limit, where cavity loss rate is much larger than the atom-cavity coupling.

Still a quantum optical setting, but without a quantum data bus in the closer sense are proposals that make use of *controlled collisions* of cold atoms. This can be realized for example with neutral atoms in *optical lattices*, where direct control over single quantum systems can be achieved [76].

Not to be confused with the classical optical computer, in the *optical quantum computer* the qubits are encoded in the state of field modes of light [77]. The state is manipulated by means of optical elements such as beam splitters, mirrors, phase shifts, and squeezers. The advantage – that photons are not very prone to decoherence – is at the same time the disadvantage, as letting them interact is difficult as well

as realizing strong Kerr non-linearities without significant losses. Yet, in order to circumvent the latter problem, instead of requiring that a given task is accomplished with unit probability, one may effectively realize the required non-linear interactions by means of measurements of the photon number. This is possible at the expense that the scheme becomes probabilistic. Notably, Knill, Laflamme, and Milburn have proposed a scheme for universal quantum computation employing optical circuits that merely consist of passive linear optical elements (hence excluding squeezers) together with photon counters that have the ability to distinguish 0, 1, and 2 photons [78].

Finally, the vibrational modes of molecules can be employed to serve as qubits in *molecular quantum computers* [79]. Both single qubit and two-qubit gate can be implemented in principle by suitably shaped femtosecond laser pulses the form of which can be computed by applying techniques from control theory. Drawbacks are problems related to the scalability of the set-up.

## 9.2 Solid state approaches

As an alternative to quantum optical settings serve solid state approaches. Several different systems have been considered so far, including proposals for *quantum dot* quantum computers with dipole dipole coupling. Ideas from solid state physics and cavity QED can be combined by considering solid-state quantum computers where gates can be realized by controlled interaction between two distant quantum dot spins mediated by the field of a high-Q microcavity [80, 81]. The Kane proposal is concerned with a *silicon-based nuclear spin quantum computer*, where the nuclear spins of donor atoms in doped silicon devices correspond to the physical qubits [82]. The appeal of the proposal due to Ladd is that it sketches a silicon quantum computer that could potentially be manufactured using current fabrication techniques with semiconductor technology and current measurement techniques [83]. Finally, SQUIDs, *superconducting quantum interference devices*, with the quantized flux serving as the qubit could be candidates for a physical realization of a quantum computer.

## 9.3 NMR quantum computing

Probably the most progressed technology so far in a sense is bulk ensemble quantum computation based on *nuclear magnetic resonance* (NMR) techniques [84, 85]. This idea is different from the previously described ones in that it is not even attempted to control the state of individual quantum systems, trapped or confined in an appropriate way. Instead, the state of nuclear spins of  $10^{20}$ – $10^{23}$  identical molecules is manipulated using the well-developed tools from NMR technology. Bulk techniques are used not only for the reason that then the standard machinery of NMR is available, but also because the nuclear spin state of a single molecule can hardly be properly prepared. This set-up literally allows for quantum computation with a cup of coffee. Single qubit gates can fairly easily be realized. With appropriate hand-tailored molecule synthesis and a sophisticated magnetic field pulse sequence a 7-qubit NMR

quantum computer has been realized that implements a shortened and simplified version of Shor's algorithm [85]. However, quantum computation with bulk NMR techniques comes with a caveat. Although most progress has so far been made in this area, it has been convincingly argued that the scalability of these kinds of proposals is limited by serious problems: notably, the signal is exponentially reduced in the number of qubits by effective pure state preparation schemes in an exponential manner in the number of qubits [31].

## 10 Present status and future perspective

In the information age, where DVDs, wireless LAN, RSA encryption and UMTS are the antiquated technologies of tomorrow, quantum information theory aims to understand the old rules of quantum mechanics from the new perspective of information theory and computer science. In contrast to some earlier approaches to a better *understanding* of quantum mechanics, this one is a very pragmatic one, leaving aside all metaphysical issues of interpretation and coining former apparent paradoxes into future applications. The most challenging and outstanding of these is the universal quantum computer. Its potential is not yet fully understood. At the moment there are essentially two classes of very promising quantum algorithms: search algorithms based on Grover's database search and applications of the quantum Fourier transform like Shor's factoring and discrete logarithm algorithms<sup>31</sup>. In particular, the latter yield an exponential speed-up compared to the best known classical algorithms. For which other problems can we expect such a speed-up? The killer application would of course be a polynomial-time algorithm for NP-complete problems. Being optimistic one could consider results in adiabatic computing as supporting evidence for this desire. However, the optimality of the quadratic speed-up in search algorithms might be evidence to the contrary. Moderating our optimism a bit, we could try to find efficient quantum algorithms for problems which are believed to be hard classically but not NP-complete — the hottest candidate of such problems is probably the graph isomorphism problem, for which despite considerable effort no efficient quantum algorithm has been found so far.

What role does entanglement play in quantum computers? This question is in general not entirely answered yet. However, if we consider a quantum computer unitarily acting on a pure input state, then an exponential speed-up compared to classical computers can only be achieved if the entanglement present in intermediate states of the computation increases with size of the input [87, 88]<sup>32</sup>. It appears that

<sup>31</sup> More recent progresses in this direction are polynomial-time quantum algorithms for estimating Gauss sums [86] and solving Pell's equation [41].

<sup>32</sup> As shown by Vidal [88] the evolution of a pure states of  $N$  qubits can be simulated on a classical computer by using resources that grow linearly in  $N$  and exponentially in the entanglement. Similarly the evolution of mixed states, on which the amount of correlations is restricted, can be efficiently simulated. Note that sub-exponential speed-ups like in Grover's search algorithm could also be achieved without entanglement or a restricted amount of it [89].



computations based on such (rather typical) quantum evolutions can in general not be simulated efficiently on classical computers.

Let us finally speculate how a quantum computer will eventually look like. What will be its hardware? In the past, the most successful realization was NMR, where even small quantum circuits have been implemented. Unfortunately, it has been convincingly argued that this implementation is not scalable to larger circuits. For the near future ion traps and, in particular regarding the simulation of quantum systems, optical lattices seem to be quite promising, whereas in the remote future solid state realizations would be desirable. However, progress is never smooth:

*“Where a calculator on the ENIAC is equipped with 18,000 vacuum tubes and weighs 30 tons, computers in the future may have only 1,000 tubes and perhaps only weigh 1 1/2 tons.” (Popular Mechanics, March 1949)*

## References

1. Nielsen M, Chuang IL (2000) Quantum computation and information. Springer, Berlin Heidelberg New York
2. Shor PW (1994) Proc 35th Annual Symposium on Foundations of Computer Science, IEEE Press; Shor PW (1997) SIAM J Comp 26:1484
3. Feynman RP (1996) Feynman lectures on computation. Addison-Wesley, Reading; Feynman RP (1982) Int J Theor Phys 21:467
4. Moore GE (1965) Electronics 38:8
5. Gisin N, Ribordy G, Tittel W, Zbinden H (2002) Rev Mod Phys 74:145
6. Wineland DJ, Bollinger JJ, Itano WM, Moore FL (1992) Phys Rev A 46:R6797; Wineland DJ, Bollinger JJ, Itano WM (1994) Phys Rev A 50:67
7. Huelga SF, Macchiavello C, Pellizzari T, Ekert AK, Plenio MB, Cirac JI (1997) Phys Rev Lett 79:3865
8. Bennett CH, Brassard G, Popescu B, Smolin JA, Wootters WK (1996) Phys Rev Lett 76:722
9. Horodecki P, Horodecki R (2001) Quant Inf Comp 1(1):45
10. Deutsch D (1989) Proc R Soc London A 525:73
11. Schumacher B (1995) Phys Rev A 51:2738
12. Barenco A, Deutsch D, Ekert A, Jozsa R (1995) Phys Rev Lett 74:4083; Barenco A, Bennett CH, Cleve R, DiVincenzo DP, Margolus N, Shor PW, Sleator T, Smolin J, Winfurther H (1995) Phys Rev A 52:3457
13. Preskill J (1998) Lecture notes for Physics 229: Quantum information and computation. CalTech, Pasadena
14. Collins D, Linden N, Popescu S (2001) Phys Rev A 64:032302
15. Eisert J, Jacobs K, Papadopoulos P, Plenio MB (2000) Phys Rev A 62:052317; Gottesman D (1998) quant-ph/9807006; Cirac JI, Dür W, Kraus B, Lewenstein M (2001) Phys Rev Lett 86:544
16. Kitaev AY (1997) Russian Mathematical Surveys 52:1191
17. Solovay R (1995) unpublished
18. Gottesman D (1997) Stabilizer codes and quantum error correction. PhD thesis, CalTech, Pasadena

19. Wootters WK, Zurek WH (1982) *Nature* 299:802; Dieks D (1982) *Phys Lett A* 92:271
20. Nielsen MA, Chuang IL (1997) *Phys Rev Lett* 79:321
21. Steane A (1996) *Phys Rev Lett* 77:793
22. Steane A (1996) *Proc R Soc London* 452:2551
23. Shor PW (1995) *Phys Rev A* 52:2493
24. Laflamme R, Miquel C, Paz JP, Zurek WH (1996) *Phys Rev Lett* 77:198; Knill E, Laflamme R, Ashikhmin A, Barnum H, Viola L, Zurek WH (2002) *quant-ph/0207170*
25. Deutsch D (1985) *Proc Roy Soc London A* 400:97
26. Benioff P (1980) *J Stat Phys* 22:563
27. Vedral V, Barenco A, Ekert A (1996) *Phys Rev A* 54:147
28. Cleve R, Ekert A, Macchiavello C, Mosca M (1998) *Proc Roy Soc London A* 454:339
29. Deutsch D, Jozsa R (1992) *Proc Roy Soc London A* 439:553
30. Bernstein E, Vazirani UV (1997) *SIAM J Comput* 26:1411
31. Mermin ND (2003) *quant-ph/0305088*
32. Simon DR (1994) *Proc 35th Annual Symposium on Foundations of Computer Science*:166
33. Grover LK (1996) *Proceedings STOC*:212
34. Bennett CH, Bernstein E, Brassard, Vazirani U (1997) *SIAM J Comput* 26:1510
35. Coppersmith (1994) *IBM Research Report RC 19642*
36. Kitaev AY (1995) *quant-ph/9511026*
37. Plesch M, Roetteler M, Beth T (1998) *quant-ph/9807064*
38. Heideman MT, Johnson DH, Burrus CS (1984) Gauss and the history of the fast Fourier transform, *IEEE ASSP Magazine* 1 (4):14
39. Knuth D (1973) *The art of computer programming II*. Addison-Wesley, Reading
40. Watrous J (2000) *quant-ph/0011023*
41. Hallgren S (2002) *Symposium on the theory of computation STOC*
42. Childs AM, Cleve R, Deotto E, Farhi E, Gutmann S, Spielmann DA (2002) *Proc ACM Symposium on Theory of Computing (STOC 2003)*
43. Aharonov D, Ambainis A, Kempe J, Vazirani U (2001) *Proc ACM Symposium on Theory of Computing (STOC 2001)*
44. Farhi E, Goldstone J, Gutmann S, Sipser M (2000) *quant-ph/0001106*; Farhi E, Goldstone J, Gutmann S, Lapan J, Lundgren A (2001) *Science* 292:472
45. Aharonov D, Ta-Shma A (2003) *quant-ph/0301023*
46. Murg V, Cirac JI (2003) *quant-ph/0309026*
47. Roland J, Cerf NJ (2003) *Phys Rev A* 65:042308
48. Farhi E, Goldstone J, Gutmann S (2002) *quant-ph/0201031*
49. Lloyd S (1996) *Science* 273:1073
50. Boghosian BM, Taylor W (1998) *Physica D* 120:30
51. Zalka C (1998) *Proc R Soc London A* 454:313
52. Abrams DS, Lloyd S (1997) *Phys Rev Lett* 79:2586; Ortiz G, Gubernatis JE, Knill E, Laflamme R (2001) *Phys Rev A* 64:022319
53. Terhal BM, DiVincenzo DP (2000) *Phys Rev A* 61:22301
54. Jané E, Vidal G, Dür W, Zoller P, Cirac JI (2003) *Quant Inf Comp* 3(1):15
55. Greiner M, Bloch I, Mandel O, Hänsch TW, Esslinger T (2001) *Phys. Rev. Lett.* 87:160405; Greiner M, Mandel O, Esslinger T, Hänsch TW, Bloch I (2002) *Nature* 415:39
56. Preskill J (1998) *Proc R Soc London A*, 454:385
57. Peres A (1985) *Phys Rev A* 32:3266
58. Calderbank AR, Shor PW (1996) *Phys Rev A* 54:1098
59. Bennett CH, DiVincenzo D, Smolin J, Wootters W (1996) *Phys Rev A* 54:3824

60. Schlingemann D (2002) *Quant Inf Comp* 2:307
61. Hein M, Eisert J, Briegel HJ (2003) *Phys Rev A* 69
62. Raussendorf R, Briegel HJ (2000) *Phys Rev Lett* 86:5188; Raussendorf R, Browne DE, Briegel HJ (2003) *Phys Rev A* 68:022312
63. Shor PW (1996) *Proc 37th Annual Symposium on Fundamentals of Computer Science*, IEEE:56
64. Kitaev AY (1997) *Russian Mathematical Surveys* 52:1191
65. Aharonov D (2003) *quant-ph/0301040*
66. Knill E, Laflamme R (1996) *quant-ph/9608012*
67. Knill E, Laflamme R, Zurek WH (1998) *Science* 279:342
68. Aharonov D, Ben-Or M (1999) *quant-ph/9906129*
69. DiVincenzo D (2000) *Fort Phys* 48:771
70. Cirac JJ, Zoller P (1995) *Phys Rev Lett* 74:4091
71. Scheider S, James DFV, Milburn GJ (1999) *J Mod Opt* 7:499; Sørensen A, Mølmer K (1999) 82:1971; Jonathan D, Plenio MB, Knight PL (2000) *Phys Rev A* 62:42307
72. Monroe C, Meekhof DM, King BE, Itano WM, Wineland DJ (1995) *Phys Rev Lett* 75:4714
73. Schmidt-Kaler F, Häffner H, Riebe M, Gulde S, Lancaster QPT, Deuschle T, Becher C, Roos CF, Eschner J, Blatt R (2003) *Nature* 422:408
74. Pellizzari T, Gardiner SA, Cirac JJ, Zoller P (1995) *Phys Rev Lett* 75:3788
75. Turchette QA, Hood CJ, Lange W, Mabuchi H, Kimble HJ (1995) *Phys Rev Lett* 75:4714; Domokos P, Raimond JM, Brune M, Haroche S (1995) *Phys Rev Lett* 52:3554
76. Jaksch D, Briegel HJ, Cirac JJ, Gardiner CW, Zoller P (1999) *Phys Rev Lett* 82:1975
77. Milburn GJ (1989) *Phys Rev Lett* 62:2124
78. Knill E, Laflamme R, Milburn GJ (2001) *Nature* 409:46; Ralph TC, White AG, Munro WJ, Milburn GJ (2001) *Phys Rev A* 65:012314; Lapaire GG, Kok P, Dowling JP, Sipe JE (2003) *quant-ph/0305152*; Scheel S, Nemoto K, Munro WJ, Knight PL (2003) *Phys Rev A* 68:032310
79. Tesch CM, de Vivie-Riedle R (2002) *Phys Rev Lett* 89:157901; Vala J, Amitay Z, Zhang B, Leone SR, Kosloff R (2002) *Phys Rev A* 66:062316
80. Sherwin MS, Imamoglu A, Montroy T (1999) *Phys Rev A* 60:3508
81. Imamoglu A, Awschalom DD, Burkard G, DiVincenzo DP, Loss D, Sherwin M, Small A (1999) *Phys Rev Lett* 83:4204
82. Kane BE (1998) *Nature* 393:133
83. Ladd TD, Goldman JR, Yamaguchi F, Yamamoto Y, Abe E, Itoh KM (2002) *Phys Rev Lett* 89:017901
84. Gershenfeld NA, Chuang IL, Lloyd S (1996) *Phys Comp* 96, *Proc of the 4th Workshop on Physics and Computation*:134; Gershenfeld NA, Chuang IL (1997) *Science* 275:350; Cory DG, Fahmy AF, Havel TF (1997) *Proc Natl Acad Sci USA* 94:307
85. Vandersypen LM, Steffen M, Breyta G, Yannoni CS, Sherwood MH, Chuang IL (2001) *Nature* 414:883
86. van Dam W, Seroussi G (2002) *quant-ph/0207131*
87. Jozsa R, Linden N (2002) *quant-ph/0201143*
88. Vidal G (2003) *Phys Rev Lett* 91:147902
89. Lloyd S (2000) *Phys Rev A* 61:010301