

Efficiency of Ground State Quantum Computer

Wenjin Mao

Department of Physics and Astronomy, Stony Brook University, SUNY, Stony Brook, NY 11794, U.S.A.

(Dated: February 23, 2019)

The energy gap is calculated for the ground state quantum computer, which was recently proposed by Mizel et.al. We find that when implementing a quantum algorithm by Hamiltonian containing only pairwise interaction, the inverse of energy gap $1/\Delta$ is proportional to N^{4k} , where N is the number of bits involved in the problem, and N^k is the number of control operations performed in a standard quantum paradigm. Besides suppressing decoherence due to the energy gap, in polynomial time ground state quantum computer can finish the quantum algorithms that are supposed to be implemented by standard quantum computer in polynomial time.

PACS numbers: 03.67.Lx

Quantum computer is widely believed to outperform its classical counterpart for some classically difficult problems[4, 5, 6, 7]. Although many schemes have been suggested[8, 9, 10, 11, 12, 13, 14, 15], the main obstacle is decoherence that makes very difficult the realization of even one qubit or one gate for quantum computing. Ground state quantum computer (GSQC) is a new approach proposed by Mizel et.al.[1], which replaces time evolution of a system by space distribution of ground state wavefunction. The scale of cost time for GSQC can be related with $1/\Delta$, with Δ being the energy gap between the ground state and the first excited state. The advantage of GSQC is that appreciable energy gap suppresses decoherence from environment as long as temperature is lower than the energy gap, and there is no time-dependent control.

To analyze the performance of ground state quantum computer, the key issue is evaluating the scale of energy gap Δ . However, we find calculations on energy gap by Mizel et.al. questionable, in which they focused on energy gap of degenerated energy levels for multiple interacting qubits[2].

In the present paper, we evaluate the energy gap Δ of GSQC circuit in various situations, and estimate its scale for established quantum algorithm supposed to be implemented on standard quantum computer, such as the quantum Fourier transform, the core in factorization, period finding, etc.

A standard computer is characterized by time dependent state as: $|\psi(t_i)\rangle = U_i|\psi(t_{i-1})\rangle$, where t_i denotes instance of the i -th time step, and U_i represents for unitary transformation. For GSQC, the time sequence are replaced by the space distribution of the ground state wavefunction $|\psi_0\rangle$. The time cost is determined by the inverse of energy gap Δ .

As proposed by Mizel et.al.[1], a single qubit may be a column of quantum dots with multiple rows, and each row contains a pair of quantum dots. State $|0\rangle$ or $|1\rangle$ is represented by finding electron in one of the two dots. It is important to notice that only one electron exists in a single qubit. Other physical form of implement of GSQC may also be found. A GSQC is made up by circuit of multiple interacting qubits, whose ground state

is determined by the summation of single qubit unitary transformation Hamiltonian $h(U_j)$, two-qubit interacting Hamiltonian $h(CNOT)$, boost Hamiltonian $h(B, \lambda)$ and projection Hamiltonian $h(|\gamma\rangle, \lambda)$. $h(B, \lambda)$ and $h(|\gamma\rangle, \lambda)$ serve for increasing probability of finding all electrons on the final rows of all qubits.

The single qubit Hamiltonian for transformation U_j is defined as:

$$h^j(U_j) = \epsilon \left[C_{j-1}^\dagger C_{j-1} + C_j^\dagger C_j - \left(C_j^\dagger U_j C_{j-1} + h.c. \right) \right], (1)$$

where $C_i^\dagger = \begin{bmatrix} c_{i,0}^\dagger & c_{i,1}^\dagger \end{bmatrix}$. The boost Hamiltonian is:

$$h^j(B, \lambda) = \epsilon \left[C_{j-1}^\dagger C_{j-1} + \frac{1}{\lambda^2} C_j^\dagger C_j - \frac{1}{\lambda} \left(C_j^\dagger C_{j-1} + h.c. \right) \right], (2)$$

which amplifies the wavefunction amplitude by λ compared with previous row in the ground state. The projection Hamiltonian is

$$h^j(|\gamma\rangle, \lambda) = \epsilon \left[c_{j-1,\gamma}^\dagger c_{j-1,\gamma} + \frac{1}{\lambda^2} c_{j,\gamma}^\dagger c_{j,\gamma} - \frac{1}{\lambda} \left(c_{j,\gamma}^\dagger c_{j-1,\gamma} + h.c. \right) \right], (3)$$

where $|\gamma\rangle$ represents for state to be projected to and to be amplified in ground state. The interaction between qubit α and β can be represented by $h(CNOT)$:

$$\begin{aligned} h_{\alpha,\beta}^j(CNOT) = & \epsilon C_{\alpha,j-1}^\dagger C_{\alpha,j-1} C_{\beta,j}^\dagger C_{\beta,j} \\ & + h_\alpha^j(I) C_{\beta,j-1}^\dagger C_{\beta,j-1} + c_{\alpha,j,0}^\dagger c_{\alpha,j,0} h_\beta^j(I) \\ & + c_{\alpha,j,1}^\dagger c_{\alpha,j,1} h_\beta^j(N). \end{aligned} (4)$$

where for $c_{a,b,c}^\dagger$, its subscription a represents for qubit a , b for the number of row, c for the state $|c\rangle$. With only $h^j(U_j)$ and $h_{\alpha,\beta}^j(CNOT)$, its ground state is[2]:

$$\begin{aligned} |\psi^j\rangle = & \left[1 + c_{\alpha,j,0}^\dagger c_{\alpha,j-1,0} \left(1 + C_{\beta,j}^\dagger C_{\beta,j-1} \right) \right. \\ & \left. + c_{\alpha,j,1}^\dagger c_{\alpha,j-1,1} \left(1 + C_{\beta,j}^\dagger N C_{\beta,j-1} \right) \right] \\ & \times \prod_{a \neq \alpha, \beta} \left(1 + C_{a,j}^\dagger U_{a,j} C_{a,j-1} \right) |\psi^{j-1}\rangle. \end{aligned} (5)$$

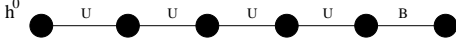


FIG. 1: A quantum dot array for single qubit. Each black dot represents for a pair of quantum dot. Label U represent for unitary transformation described by $H(U)$, B for boost Hamiltonian $H(B, \lambda)$.

All above mentioned Hamiltonians are positive semidefinite, and are the same as those in [1, 2, 3]. Only pairwise interaction is considered for Hamiltonians involving multiple qubits.

The input states are implemented by the boundary conditions applied upon the first rows of all qubits, which can be Hamiltonian $h^0 = E(I + \sum_i c_i \sigma_i)$ with σ_i being Pauli matrix and $\sum_i c_i^2 = 1$. For example, if $h^0 = E(I + \sigma_z)$, then the ground state wavefunction on the first row is $|1\rangle$; if $h^0 = E(I - \sigma_x)$, then the state is $(|0\rangle + |1\rangle)/\sqrt{2}$. Unlike in [3], we set $E \gg \epsilon > 0$, thus boundary Hamiltonians are not perturbation. If E is large enough, the energy gap is independent of its magnitude.

Although one can analytically obtain energy gap for single qubit with n rows[2], it's difficult to calculate for a complicated circuit. However, we still can manage to find its scale.

Now let's consider the simplest case: a n -row single qubit without projection or boost Hamiltonian. The Hamiltonian $\sum_{i=1}^n h(U_i)$ is in fact the kinetic energy just like a particle in a one-dimension box with length n , thus the energy gap between the ground state and the first excited state is $\Delta \propto \epsilon/n^2$. Without boundary Hamiltonian, all energy levels are doubly degenerated, and in every degenerated pair, one state is orthogonal to the other on every row.

With boundary Hamiltonian h^0 , the degeneracy is removed. The unique ground state $|\psi_0\rangle$ is still uniform over all rows, and the first excited state $|\psi_1\rangle$ is orthogonal to $|\psi_0\rangle$ on each row. Due to large value of E in h^0 , $|\psi_1\rangle$ on the first row is almost zero, and it is a mono-increasing function that reaches maximum on the final row, just like half part of the first excited state when $h^0 = 0$. Thus with $h^0 \neq 0$, we have $\Delta \propto \epsilon/(2n)^2$. At ground state the probability of finding electron on any row is $1/n$.

As shown in Fig.(1), when a boost Hamiltonian $h(B, \lambda)$ is applied to the qubit's final row, where the amplitude of both $|\psi_0\rangle$ and $|\psi_1\rangle$ are about λ times that at other rows, hence the wavefunction amplitude on other rows is $O(1/\sqrt{\lambda^2 + n - 1})$. When the electron stays at rows other than the final row, it behaves like the length of the qubit is $\lambda + n - 1$ instead of n , and the local kinetic energy should give the correct eigenstate energy, hence if $\lambda \gg n$ we have energy gap

$$\Delta \propto \frac{\epsilon}{(\lambda + n - 1)^2} \approx \frac{\epsilon}{\lambda^2}. \quad (6)$$

In other words, in the presence of boost Hamiltonian on the final row of a qubit, there is a parameter, the ratio of

the lowest excited state wavefunction $|\psi_e\rangle$ on the second row over the last row,

$$\frac{1}{x} = \frac{\langle \mathbf{R}_2 | \psi_e \rangle}{\langle \mathbf{R}_n | \psi_e \rangle}, \quad (7)$$

giving the scale of energy gap

$$\Delta \propto \frac{\epsilon}{x^2} \quad (8)$$

as long as $x \gg n$. The above relations Eq.(7) and Eq.(8) can be applied to multiple interacting qubits for energy gap scale estimation if all qubits are short, n is small, and $h(B, \lambda)$ only happens on final row of each qubit with $\lambda \gg n$.

If instead of boost Hamiltonian, a projection Hamiltonian $h(|\gamma\rangle, \lambda)$ is applied on the last row of a single qubit, then $|\psi_0\rangle$ on the final row is restricted to state $|\gamma\rangle$. Assuming besides amplitude and phase the ground state wavefunction on the second last row is at state $|\xi\rangle$, which is normalized, and $\langle \xi | \gamma \rangle$ is appreciable, the ground state wavefunction will concentrate on the final row, and the first excited state wavefunction $|\psi_1\rangle$ should have little weight there, otherwise $\langle \psi_1 | \psi_0 \rangle \neq 0$. Thus the energy gap Δ remains at about ϵ/n^2 , independent of λ .

Numerical calculations on single qubit in various situations have confirmed all the above analysis. For example, the energy gap of a 6-row qubit ended with $h(B, \lambda)$, as in Fig.(1) with $h^0 = E(I - \sigma_z)$ and $E = 10^4 \epsilon$, is $\Delta = 0.08101, 0.01778, 1.976 \times 10^{-3}, 1.998 \times 10^{-4}, 2.0 \times 10^{-5} \epsilon$ at $\lambda = 1, \sqrt{10}, 10, \sqrt{1000}, 100$ respectively, noting that the value of E is not important, and one can simply remove one of quantum dot in the first row.

Next we consider two qubits interacting with each other through $h(CNOT)$ as shown in Fig.(2), with the left qubit as control qubit, the right one as target qubit, and both ended with $h(B, \lambda)$. By observing ground state wavefunction Eq.(5), it's easy to see that it has the form

$$(|\psi_{control}^{upstream} + |\psi_{control}^{downstream}\rangle)|\psi_{target}^{upstream}\rangle + |\psi_{control}^{downstream}\rangle|\psi_{target}^{downstream}\rangle. \quad (9)$$

The boost Hamiltonian on the final row of the target qubit raises the amplitude of $|\psi_0\rangle$ on the downstream rows of the control qubit, while boost Hamiltonian on control qubit doesn't influence much the amplitude on the target qubit because both parts of states entangled with the downstream state of control qubit. While at ground state all kinetic energy is zero, with proper Hamiltonians the lowest excited states should not differ much from ground state concerning weight of wavefunction distribution and kinetic energy comes from only one qubit. Thus we expect that at the first excited state $|\psi_1\rangle$ the parameter in Eq.(7) on the control qubit is $1/x \approx 1/\lambda^2$. The second excited state $|\psi_2\rangle$ on the target qubit has $1/x \approx 1/\lambda$.

Numerical calculation shows that, $|\psi_1\rangle$ on the first two rows of control qubit is orthonormal to ground state,

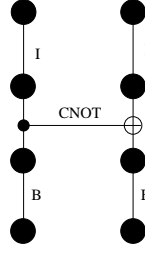


FIG. 2: Two qubits interact with each other by $h(CNOT)$. The label I stands for identity transformation. The left qubit is the control qubit, and the right one is the target qubit.

while states on the first two rows of target qubit is the same as ground state, and $1/x \approx 1/\lambda^2$, the eigenenergy is from the kinetic energy of the control qubit, and $\Delta = E_1 \propto \epsilon/\lambda^4$, agreeing with Eq.(8). The states of $|\psi_2\rangle$ on the first two rows of target qubit are orthonormal to ground state, while states on the first two rows of control qubit are the same as ground state. However, we find that $1/x$ in $|\psi_2\rangle$ on the target qubit is still $1/x \approx 1/\lambda^2$, and the eigenenergy is $E_2 \propto \epsilon/\lambda^4$, different from our expectation that this state should have $1/x \approx 1/\lambda$ on target qubit. This is because the second excited state has different form from $|\psi_0\rangle$ concerning weight of wavefunction distribution. We can modify the definition of $h(CNOT)$ as:

$$\begin{aligned} h_{\alpha,\beta}^j(CNOT') &= \epsilon C_{\alpha,j-1}^\dagger C_{\alpha,j-1} C_{\beta,j}^\dagger C_{\beta,j} \\ &+ h_{\alpha}^j(I) C_{\beta,j-1}^\dagger C_{\beta,j-1} + \sum_{i=j}^n c_{\alpha,i,0}^\dagger c_{\alpha,i,0} h_{\beta}^j(I) \\ &+ \sum_{i=j}^n c_{\alpha,i,1}^\dagger c_{\alpha,i,1} h_{\beta}^j(N). \end{aligned} \quad (10)$$

By the new $h(CNOT')$, the transfer term is enhanced between upstream and downstream on target qubit, and now in the second excited state the wavefunction distribution is similar with $|\psi_0\rangle$, and $1/x \approx 1/\lambda$ on the target qubit and $E_2 \propto \epsilon/\lambda^2$. However, the implement of $h(CNOT')$ requires the downstream parts of control qubit don't experience any transformation, thus it cannot be used everywhere.

If projection Hamiltonians are applied instead of boost Hamiltonians, and at the ground state $\langle \xi | \gamma \rangle$ is appreciable, where $|\xi\rangle$ is the state on the row before projection Hamiltonian at ground state, then $\Delta \propto \epsilon/\lambda^2$ due to the same reason as for single qubit. It is interesting to note that by projecting the target qubit into one state on its last row and boost this state, one can manipulate the state on the final row of the control qubit, and this can be observed in Eq.(9).

Numerical calculations confirm our analysis. For example, the energy gap for two 4-row qubits ended with $h(B, \lambda)$, as shown in Fig.(2) with $h_1^0 = E(I - \sigma_x)$, $h_2^0 = E(I + \sigma_z)$ and $E = 10^4\epsilon$, is $\Delta = 0.06095, 3.198 \times$

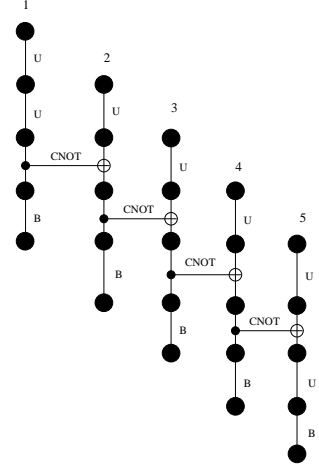


FIG. 3: A chain of qubits interact with each other through $H(CNOT)$. This is the circuit with the smallest energy gap.

$10^{-3}, 4.492 \times 10^{-5}, 4.677 \times 10^{-7}, 4.696 \times 10^{-9}\epsilon$ at $\lambda = 1, \sqrt{10}, 10, \sqrt{1000}, 100$ respectively.

With multiple qubits interacting with each other, we need to evaluate on each qubit the ratio $1/x$ defined in Eq.(7) assuming only Hamiltonians on that qubit contribute kinetic energy while on other qubits the wavefunction keeps the same form as at corresponding ground state, then the minimum $1/x$ gives the energy gap scale as ϵ/x_{min}^2 . Thus the energy gap depends on the detail of the circuit. In principle, if all qubits end with either projection or boost Hamiltonian containing same λ , when estimating $1/x$ for any qubit, say qubit A , the λ from the projection Hamiltonian on qubit A itself doesn't contribute to x , and projection or boost Hamiltonians from its control operation mates contribute to its x value; contribution from those qubits not directly interacting with qubit A can be analyzed according to ground state wavefunction distribution, Eq.(9).

For example, in Fig.(3) qubit 1 $CNOT$ controls qubit 2, and in the downstream part, qubit 2 $CNOT$ controls qubit 3, so on to qubit 5. When all qubits end with a boost Hamiltonian $H(B, \lambda)$, we find that, for $\lambda \gg 5$, the parameter in Eq.(7) is $x = \lambda^2, \lambda^3, \lambda^4, \lambda^5, \lambda^5$ for qubit 5, 4, 3, 2 and 1 respectively. Thus the energy gap of the circuit is determined by the minimum value of $1/x$, which is on qubit 1 or 2, hence $\Delta \propto \epsilon/\lambda^{10}$. We conclude that the energy gap of a ground state quantum computer may be exponentially small depending on detail of problems. The chain in Fig.(3) is the most dangerous circuit giving the least energy gap. To check whether or not GSQC works one needs to find a way so that chain of operations like in Fig.(3) will not bring up exponentially small energy gap because this kind of operation is quite common in quantum algorithm, such as quantum Fourier transform.

Fig.(7) in [3] shows how to use teleport technique[16] to increase Δ for single qubit, however, we find $\Delta \propto 1/N^3$ with the least $1/x$ happened on the right side qubit

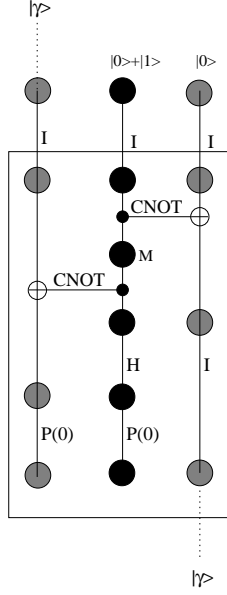


FIG. 4: Circuit for teleport box with label $P(0)$ representing for projection Hamiltonian $h(|0\rangle, \lambda)$. This is the same as the teleport circuit in [3].

in each teleport box, Fig.(4), even worse than without teleport boxes. Fortunately, for a single qubit, there is no need to implement multiple unitary transformations, one can always combine them into one and implement it by GSQC.

For general consideration, we modify the circuit in Fig.(3) by inserting teleport boxes in both qubits before and after each control Hamiltonian, so that the two qubits' quantum states are teleported to new qubits. We find that, on the middle qubit of teleport box, Fig.(4), the row labeled by M , opens a gate for its left side qubit's upstream part entangling with downstream rows on its right side qubit, thus the exponential decrease of $1/x$ along the chain is prevented. We analyzed this modified circuit and find that the minimum $1/x$ happens on the right qubit in some teleport boxes with $1/x \approx 1/\lambda^4$, where the other two qubits in the same teleport box contribute λ^2 , and qubits in the next two teleport boxes on the right side in the chain contribute λ^2 . Those qubits further away from it have no influence upon its $1/x$ value. If there are L qubits forming a chain like in Fig.(3), and all ended with $h(B, \lambda)$, then the energy gap is $\Delta \propto \epsilon/\lambda^{2L}$, while the modified circuit by inserting teleport box will have energy gap $\Delta \propto \epsilon/\lambda^8$. Other circuit can be analyzed similarly, and we find that ϵ/λ^8 is the minimum energy gap.

Now we can check the energy gap when a quantum algorithm is implemented by GSQC. The most powerful quantum algorithm up to now is quantum Fourier trans-

form, which is used in factorization, period finding, etc. The detail of quantum Fourier transform, more precisely, the inverse quantum Fourier transform, can be found in many literatures, such as [17]. It takes $O(N^2)$ control operations $h(CR_k^\dagger)$ to carry out inverse quantum Fourier transform by standard time dependent approach, where N is the number of qubits involved in the problem, and R_k^\dagger is the unitary transformation shifting phase of state $|1\rangle$ by $-2\pi i/2^k$ [17]. $h(CR_k^\dagger)$ can be obtained by replacing NOT operator by R_k^\dagger in Eq.(5). One can simply replace the time evolution by circuit array and calculate the energy gap of the circuit. In order to increase the energy gap, and also increase the probability of finding electrons in the final rows of qubits in GSQC, two teleport boxes are inserted after each control Hamiltonian so that the two qubit's quantum states are transferred to new qubits and calculation is continued on the new qubits. In the end, all qubits ended with the same boost Hamiltonian $h(B, \lambda)$. In this circuit, the energy gap is

$$\Delta \propto \frac{\epsilon}{\lambda^8}, \quad (11)$$

and the total number of qubits is of the order N^2 , all qubits end either by projection Hamiltonian $H(|0\rangle, \lambda)$ or $H(B, \lambda)$. In order to find all electrons on final rows with appreciable probability $P = (1 - C/\lambda^2)^{FN^2}$, it requires $\lambda \approx \sqrt{DN}$, here we assume there are totally FN^2 qubits involved; C is the length of a typical qubit, which is less than 10; and D is a constant that could be adjusted. Thus the probability is $P \approx e^{-FC/D}$ as N being large number, the energy gap is $\Delta \propto \epsilon/(D^4 N^8)$, noting that standard paradigm needs only $O(N^2)$ steps.

We conclude that time needed by ground state quantum computer is determined by the number of control operation, and any quantum algorithm implemented by standard paradigm can be implemented by GSQC, whose energy gap is $\Delta \propto 1/N^{4k}$, where N is the number of bits in the problem, and N^k is the number of control operations needed in standard quantum paradigm.

Quantum algorithms implemented by standard paradigm in polynomial time may be implemented by ground state quantum computer in polynomial time, and the energy gap may suppress environment decoherence, hence GSQC might be more feasible than other forms of quantum computer. On the other hand, while it doesn't make sense to implement Grover's algorithm by GSQC, there are some algorithms that standard paradigm cannot realize but GSQC might enable, and we will report those algorithms in following work.

I would like to thank A. Mizel for helpful discussion. This work was supported in part by the NSF under grant # 0121428 and by ARDA and DOD under the DURINT grant # F49620-01-1-0439.

-
- [1] A. Mizel, M.W. Mitchell and M.L. Cohen, *Phys. Rev. A*, **63**, 040302(2001).
- [2] A. Mizel, M.W. Mitchell and M.L. Cohen, *Phys. Rev. A*, **65**, 022315(2002).
- [3] A. Mizel, *Phys. Rev. A*, **70**, 012304(2004).
- [4] P. Shor, in *Proceedings of the 35th Annual Symposium on the Foundations of Computer Science, Los Alamitos, California, 1994*, edited by Goldwasser (IEEE Computer Society Press, New York, 1994), p. 124.
- [5] L.K. Grover, *Phys. Rev. Lett.* **79**, 325(1997).
- [6] E. Farhi, J. Goldstone, S. Gutmann, J. Lapan, A. Lundgren, D. Preda, *Science*, **292**, 472(2001).
- [7] J. Roland and N.J. Cerf, *Phys. Rev. A* **65**, 042308(2002).
- [8] Q. A. Turchette *et al.* *Phys. Rev. Lett.* **75**, 4710 (1995).
- [9] I. L. Chuang, N. Gershenfeld, M. Kubinec, *Phys. Rev. Lett.* **80**, 3408 (1998).
- [10] D. Loss and D. P. DiVincenzo, *Phys. Rev. A* **57**, 120 (1998).
- [11] G. Burkhard, D. Loss, D. P. DiVincenzo, *Phys. Rev. B* **59**, 2070 (1999).
- [12] Y. Makhlin, G. Schon, A. Shnirman, *Nature* **398**, 305 (1999).
- [13] D. V. Averin, *Solid State Commun.* **105**, 659 (1998).
- [14] B. Kane, *Nature* **393**, 133 (1998).
- [15] L. B. Ioffe, V. B. Geshkenbein, M. V. Feigel'man, A. L. Fauchere, G. Blatter, *Nature* **398**, 679 (1999).
- [16] M.A. Nielsen and I.L. Chuang, *Phys. Rev. Lett.* **79**, 321(1997).
- [17] M.A. Nielsen and I.L. Chuang, *Quantum Computation and Quantum Information*, Cambridge University Press, 2000.