

May 7, 2019
BA-TH/99-359

Spontaneous emission and lifetime modification due to an intense electromagnetic field

P. FACCHI and S. PASCAZIO

Dipartimento di Fisica, Università di Bari
and Istituto Nazionale di Fisica Nucleare, Sezione di Bari
I-70126 Bari, Italy

PACS: 42.50.Hz; 42.50.Vk; 03.65.Bz

Abstract

We study the temporal evolution of a three-level system (such as an atom or a molecule), initially prepared in an excited state, bathed in a laser field tuned at the transition frequency of the other level. The features of the spontaneous emission are investigated and the lifetime of the initial state is evaluated: a Fermi "golden rule" still applies, but the on-shell matrix elements depend on the intensity of the laser field. The phenomenon we discuss can be viewed as an "inverse" quantum Zeno effect and can be analyzed in terms of dressed states.

1 Introduction

The temporal behavior of quantum mechanical systems can be strongly influenced by the action of an external agent. A good example is the quantum Zeno effect [1, 2], in which the quantum mechanical evolution of a given (not necessarily unstable) state is slowed down (or even halted) by performing a series of measurements that ascertain whether the system is still in its initial state. This peculiar effect is historically associated and usually ascribed to what we could call a "pulsed" quantum mechanical observation on the system. However, it can also be obtained by performing a "continuous" observation of the quantum state, e.g. by means of an intense field [3, 4].

Most experiments that have been performed or proposed in order to modify the quantum mechanical evolution law make use of oscillating systems [5, 6, 7, 8, 9]. On the other hand, it would be interesting to understand whether and to which extent the evolution law of a bona fide "unstable" system can be changed. In order to discuss the evolution of genuine unstable systems one usually makes use of the Weisskopf-Wigner approximation [10], that ascribes the main properties of the decay law to a pole located near the real axis of the complex energy plane. This yields the Fermi "golden rule" [11]. In this paper we shall investigate the possibility that the lifetime of an unstable quantum system can be modified by the presence of a very intense electromagnetic field. We shall look at the temporal behavior of a three-level system (such as an atom or a molecule), where level # 1 is the ground state and levels # 2, # 3 are two excited states. (See Figure 1.) The system is initially prepared in level # 2 and if it follows its natural evolution, it will decay to level # 1. The decay will be (approximately) exponential and characterized by a certain lifetime, that can be calculated from the Fermi golden rule. But if one shines on the system an intense laser field, tuned at the transition frequency 3-1, the evolution can be different. This problem was investigated in Ref. [3], where it was found that the lifetime of the initial state depends on the intensity of the laser field. In the limit of an extremely intense field, the initial state undergoes a "continuous observation" and the decay should be considerably slowed down (quantum Zeno effect). The aim of this paper is to study this effect in more detail and discuss a new phenomenon [12]: we shall see that for physically sensible values of the intensity of the laser, the decay can be enhanced, rather than hindered. This can be viewed as an "inverse" quantum Zeno effect. An important role in this context will be played by the specific properties of the interaction Hamiltonian, in particular by the "form factor" of the interaction.

Other authors have studied physical effects that are related to those we discuss. The features of the matrix elements of the interaction Hamiltonian were investigated in the context of the quantum Zeno effect by Kofman and Kurizki [13], who also emphasized that different quantum Zeno regimes are present. Plenio, Knight and Thompson discussed the quantum Zeno effect due to "continuous" measurements and considered several physical systems in which the evolution is modified by an external field [14]. There is also work by Kraus on a similar subject [15]. Finally, Zhu, Narducci and Scully [16] investigated the electromagnetic-induced transparency in a context similar to that considered in this paper. In some sense, our present

investigation blends" these interesting studies, by taking into account the important role played by the matrix elements of the interaction. This will enable us to discuss some new features of the evolution that have not been considered before. We shall look at this phenomenon from several perspectives, by first solving the time-dependent Schrödinger equation, then looking at the spectrum of the emitted photons and finally constructing the dressed (Fano) states.

Our analysis will be performed within the Weisskopf-Wigner approximation and no deviations at short [1, 17] and long [18] times will be considered. These features of the quantum mechanical evolution are summarized in [19] and were already discussed within a quantum field theoretical framework [20, 21, 22, 23], where several subtle effects have to be properly taken into account.

This paper is organized as follows: in Section 2 we introduce the 3-level system bathed in the laser field. The temporal evolution is studied in Section 3. The spectrum of the photons emitted during the evolution is evaluated in Section 4. Section 5 contains a discussion in terms of dressed states and Section 6 some concluding remarks.

2 Preliminaries and definitions

We consider the Hamiltonian [3]:

$$\begin{aligned} H &= H_0 + H_{\text{int}} \\ &= |0\rangle\langle 2| + |0\rangle\langle 3| + \sum_{\mathbf{k}} |k\rangle\langle k| a_{\mathbf{k}}^\dagger a_{\mathbf{k}} + \sum_{\mathbf{k}} |k\rangle\langle k| a_{\mathbf{k}}^\dagger |1\rangle\langle 2| + |k\rangle\langle k| a_{\mathbf{k}} |2\rangle\langle 1| \\ &\quad + \sum_{\mathbf{k}} |k\rangle\langle k| a_{\mathbf{k}}^\dagger |1\rangle\langle 3| + |k\rangle\langle k| a_{\mathbf{k}} |3\rangle\langle 1|; \end{aligned} \quad (2.1)$$

where the first two terms are the free Hamiltonian of the 3-level atom (whose states $|i\rangle$ ($i = 1, 2, 3$) have energies $E_1 = 0$, $|0\rangle = E_2 - E_1 > 0$, $|0\rangle = E_3 - E_1 > 0$), the third term is the free Hamiltonian of the EM field and the last two terms describe the $1 \leftrightarrow 2$ and $1 \leftrightarrow 3$ transitions in the rotating wave approximation, respectively. (See Figure 1.) States $|2\rangle$ and $|3\rangle$ are chosen so that no transition between them is possible (e.g., because of selection rules). The matrix elements of the interaction Hamiltonian read

$$H_{\mathbf{k}} = \frac{e}{2\epsilon_0 V} \int d^3x e^{i\mathbf{k} \cdot \mathbf{x}} \mathbf{j}(\mathbf{x}) \cdot \mathbf{A}_{\mathbf{k}}(\mathbf{x}) \quad H_{\mathbf{k}} = \frac{e}{2\epsilon_0 V} \int d^3x e^{i\mathbf{k} \cdot \mathbf{x}} \mathbf{j}(\mathbf{x}) \cdot \mathbf{A}_{\mathbf{k}}(\mathbf{x}); \quad (2.2)$$

where e is the electron charge, ϵ_0 the vacuum permittivity, V the volume of the box, $\mathbf{j} = \mathbf{j}(\mathbf{x})$ the photon polarization and \mathbf{j} the transition current of the radiating system. For example, in the case of an electron in an external field, we have $\mathbf{j} = \frac{e}{m_e} \mathbf{p}$ where ψ_i and ψ_f are the wavefunctions of the initial and final state, respectively, and \mathbf{p} is the vector of Dirac matrices. For the sake of generality we are using relativistic matrix elements, but our analysis can also be performed with nonrelativistic ones $\mathbf{j} = \frac{e}{m_e} \mathbf{p}$, where $\mathbf{p} = m_e \mathbf{v}$ is the electron velocity.

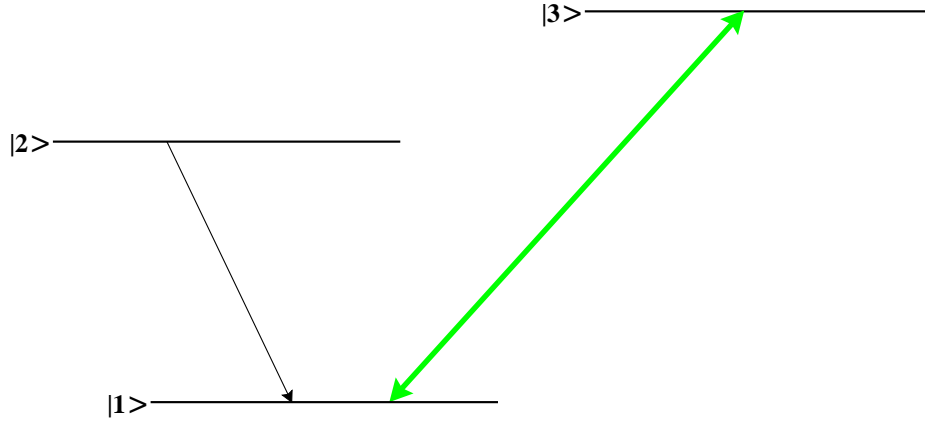


Figure 1: Level configuration

We shall concentrate our attention on a 3-level system bathed in a continuous laser beam, whose photons have momentum \mathbf{k}_0 ($|\mathbf{k}_0| = k_0$) and polarization ϵ_0 , and assume, throughout this paper, that

$$k_0 \epsilon_0 = 0; \quad (2.3)$$

i.e., the laser does not interact with state $|2\rangle$. Let the laser be in a coherent state $|j_0\rangle$ with a very large average number $N_0 = |j_0|^2$ of k_0 -photons in volume V [we will eventually consider the thermodynamical limit; see Eq. (3.17)]. In the picture defined by the unitary operator

$$T(t) = \exp \left[-i \int_0^t a_{k_0 \epsilon_0}^\dagger a_{k_0 \epsilon_0} dt \right] \exp \left[i \int_0^t a_{k_0 \epsilon_0}^\dagger a_{k_0 \epsilon_0} dt \right]; \quad (2.4)$$

the Hamiltonian (2.1) reads

$$H(t) = T H T^\dagger + i T \dot{T}^\dagger = H + \sum_{k_0 \epsilon_0} e^{i \int_0^t a_{k_0 \epsilon_0}^\dagger a_{k_0 \epsilon_0} dt} \mathcal{H}_{13} + \sum_{k_0 \epsilon_0} e^{i \int_0^t a_{k_0 \epsilon_0}^\dagger a_{k_0 \epsilon_0} dt} \mathcal{H}_{12}; \quad (2.5)$$

In this picture, the k_0 mode is initially in the vacuum state [24] and by noting that for $N_0 \gg 1$

$$\mathcal{H}_{12} |0_k\rangle \mathcal{H}^\dagger(t) |j_0\rangle = \sum_{k_0 \epsilon_0} \frac{1}{N_0} \mathcal{H}_{12} |1_k\rangle \mathcal{H}^\dagger(t) |j_0\rangle = \sum_k \mathcal{H}_{12} |1_k\rangle; \quad (2.6)$$

the Hamiltonian (2.5) becomes

$$H' = \sum_i |i\rangle \mathcal{H}_{ii} \langle i| + \sum_{k; \epsilon} \left[\sum_i |i\rangle a_{k \epsilon}^\dagger a_{k \epsilon} \langle i| + \sum_{k; \epsilon} \left[\sum_i |i\rangle a_{k \epsilon}^\dagger \mathcal{H}_{i2} \langle i| + \sum_{k; \epsilon} a_{k \epsilon} \mathcal{H}_{1i} \langle i| \right] \right. \\ \left. + \sum_{k_0 \epsilon_0} e^{i \int_0^t a_{k_0 \epsilon_0}^\dagger a_{k_0 \epsilon_0} dt} \mathcal{H}_{13} + \sum_{k_0 \epsilon_0} e^{i \int_0^t a_{k_0 \epsilon_0}^\dagger a_{k_0 \epsilon_0} dt} \mathcal{H}_{12} \right]; \quad (2.7)$$

where a prime means that the summation does not include $(k_0; \epsilon_0)$ [due to hypothesis (2.3)]. In the above equations and henceforth, the vector $|j; n_k\rangle$ represents a state in which the atom is in state $|j\rangle$ and the electromagnetic field in a state with $n_k(k; \epsilon)$ -photons.

The operator

$$N = \sum_k \left(\frac{1}{2} + a_k^\dagger a_k \right) \quad (2.8)$$

satisfies

$$[H, N] = 0; \quad (2.9)$$

which implies the conservation of the total number of photons plus the atomic excitation (Tamm-Danco approximation [25]). The Hilbert space splits therefore into sectors that are invariant under the action of the Hamiltonian: in our case, the system evolves in the subspace labelled by the eigenvalue $N = 1$ and the analysis can be restricted to this sector [26].

3 Temporal evolution

We will study the temporal evolution by solving the time-dependent Schrodinger equation

$$i \frac{d}{dt} |j(t)\rangle = H(t) |j(t)\rangle; \quad (3.1)$$

where the states of the total system in the sector $N = 1$ read

$$|j(t)\rangle = x(t) |2;0\rangle + \sum_k y_k(t) |1;1_k\rangle + \sum_k z_k(t) e^{i\omega_k t} |3;1_k\rangle \quad (3.2)$$

and are normalized:

$$\langle j(t) | j(t) \rangle = |x(t)|^2 + \sum_k |y_k(t)|^2 + \sum_k |z_k(t)|^2 = 1; \quad (8t) \quad (3.3)$$

By inserting (3.2) in (3.1) one obtains the equations of motion

$$\begin{aligned} i\dot{x}(t) &= \omega_0 x(t) + \sum_k y_k(t); \\ i\dot{y}_k(t) &= \omega_k x(t) + \omega_k y_k(t) + \omega_{0-k} z_k(t); \\ i\dot{z}_k(t) &= \omega_{0-k} y_k(t) + \omega_k z_k(t); \end{aligned} \quad (3.4)$$

where a dot denotes time derivative. At time $t = 0$ we prepare our system in the state

$$|j(0)\rangle = |2;0\rangle, \quad x(0) = 1; y_k(0) = 0; z_k(0) = 0; \quad (3.5)$$

which is an eigenstate of the free Hamiltonian

$$H_0 |j(0)\rangle = H_0 |2;0\rangle = \omega_0 |2;0\rangle; \quad (3.6)$$

Incidentally, we stress that the choice of the initial state is different from that of Ref. [5], where the 3-level atom is initially in the ground state (# 1) and a Rabi oscillation to level # 2, provoked by an rf-field, is inhibited by a pulsed laser, resonating between levels # 1 and # 3, that performs the "observation" of level # 1. In our case, the atom

is initially in level # 2, so that it can spontaneously decay to level # 1, and it is, in a sense to be discussed in Section 3.3, "continuously observed" by a continuous laser at the 1-3 frequency [3]. This brings us conceptually closer to the seminal formulation [1, 2] of quantum Zeno effect.

By Laplace transforming the system of differential equations (3.4) and incorporating the initial condition (3.5) we get the algebraic system

$$\begin{aligned} i s \mathbf{x}(s) &= i \mathbf{x}_0(s) + \sum_k \mathbf{y}_k(s) + i; \\ i s \mathbf{y}_k(s) &= -i \mathbf{x}(s) + i \mathbf{y}_k(s) + \mathbf{z}_{k0} \mathbf{z}_k(s); \\ i s \mathbf{z}_k(s) &= \mathbf{z}_{k0} \mathbf{y}_k(s) + i \mathbf{z}_k(s); \end{aligned} \quad (3.7)$$

where

$$f(s) = \int_0^\infty dt e^{-st} f(t); \quad f(t) = \frac{1}{2\pi i} \oint_B ds e^{ts} f(s); \quad (3.8)$$

the Bromwich path B being a vertical line $\text{Re } s = \text{constant}$ in the halfplane of convergence of the Laplace transform. (Very similar equations of motion can be obtained by assuming that the external (laser) field is initially in a number state N_0 , with N_0 very large [12]. See also the discussion in Section 5.) It is straightforward to obtain

$$\mathbf{x}(s) = \frac{1}{s + i\mathbf{x}_0 + Q(B; s)}; \quad (3.9)$$

$$\mathbf{y}_k(s) = \frac{i \mathbf{z}_{k0} (s + i\mathbf{x}_0)}{(s + i\mathbf{x}_0)^2 + B^2} \mathbf{x}(s); \quad (3.10)$$

$$\mathbf{z}_k(s) = \frac{N_0 \mathbf{z}_{k0} \mathbf{z}_k}{(s + i\mathbf{x}_0)^2 + B^2} \mathbf{x}(s); \quad (3.11)$$

with

$$Q(B; s) = \sum_k \mathbf{z}_{k0} \mathbf{z}_k \frac{s + i\mathbf{x}_0}{(s + i\mathbf{x}_0)^2 + B^2} \quad (3.12)$$

and where

$$B^2 = N_0 \sum_k \mathbf{z}_{k0} \mathbf{z}_k^2 \quad (3.13)$$

is proportional to the intensity of the laser field and can be viewed as the "strength" of the observation performed by the laser beam on level # 2 [3]. See the paragraph following Eq. (3.6).

In the continuum limit ($V \rightarrow 1$), the matrix elements scale as follows

$$\lim_{V \rightarrow 1} \frac{V^{1/2} \sum_k \mathbf{z}_{k0} \mathbf{z}_k^2}{(2\pi)^3} = g^2 \mathbf{z}_0^2(\theta); \quad (3.14)$$

where θ is the solid angle. The (dimensionless) function $\mathbf{z}_0^2(\theta)$ and coupling constant g have the following general properties, discussed in Appendix A:

$$\mathbf{z}_0^2(\theta) = \begin{cases} \mathbf{z}_0^{2j+1} & \text{if } \theta = 0 \\ \mathbf{z}_0^{2j} & \text{if } \theta = \pi \end{cases}; \quad (3.15)$$

$$g^2 = (\mathbf{z}_0^{2j+1})^{1/2}; \quad (3.16)$$

where j is the total angular momentum of the photon emitted in the $2 \rightarrow 1$ transition, represent electric and magnetic transitions, respectively, (≥ 1) is a constant, the fine structure constant and a a natural cutoff (of the order of the inverse size of the emitting system, e.g. the Bohr radius for an atom), which determines the range of the atomic or molecular form factor [27].

In order to scale the quantity B , we take the limit of very large cavity, by keeping the density of ω_0 -photons in the cavity constant:

$$V \rightarrow \infty; \quad N_0 \rightarrow \infty; \quad \text{with} \quad \frac{N_0}{V} = n_0 = \text{const} \quad (3.17)$$

and obtain from (3.13)

$$B^2 = n_0 V \sum_{k_0} |j_{k_0}|^2 = (2\pi)^3 n_0 \sum_{k_0} |j_{k_0}|^2; \quad (3.18)$$

where $j_{k_0} = \langle 1 | j_{k_0} | 3 \rangle V^{1/2} = (2\pi)^{3/2}$ is the scaled matrix element of the 1-3 transition. As we shall see, in order to affect significantly the lifetime of level # 2, we shall need a high value of B . It is therefore interesting to consider a 1-3 transition of the dipole type, in which case the above formula reads

$$B^2 = 2 \sum_{k_0} |x_{13}|^2 n_0; \quad (3.19)$$

where x_{13} is the dipole matrix element.

3.1 Laser

Let us first look at the case $B = 0$. The laser is off and we expect to recover the well-known physics of the spontaneous emission of a two-level system prepared in an excited state and coupled to the vacuum of the radiation field. In this case, $Q(0; s)$ is nothing but the self-energy function

$$Q(s) = Q(0; s) = \sum_{k_0} |j_{k_0}|^2 \frac{1}{s + i\Gamma_{k_0}}; \quad (3.20)$$

which becomes, in the continuum limit,

$$Q(s) = g^2 \int_0^\infty q(s) \frac{d\Gamma}{\Gamma} \frac{1}{s + i\Gamma}; \quad (3.21)$$

where q is defined in (3.14). The function $q(s)$ in Eq. (3.9) (with $B = 0$) has a logarithmic branch cut, extending from 0 to $i\Gamma$, and no singularities on the first Riemann sheet (physical sheet) [21]. On the other hand, it has a simple pole on the second Riemann sheet, that is the solution of the equation

$$s + i\Gamma_0 + g^2 \int_0^\infty q(s) \frac{d\Gamma}{\Gamma} = 0; \quad (3.22)$$

where

$$q_{\text{II}}(s) = q(s e^{-2\pi i}) = q(s) + 2\pi i \frac{d\Gamma}{\Gamma} (is) \quad (3.23)$$

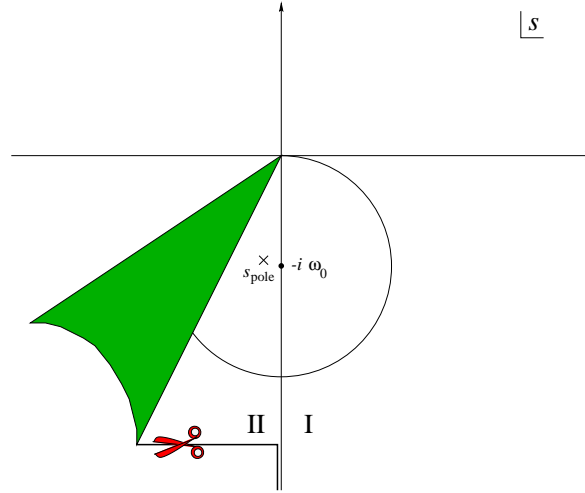


Figure 2: Cut and pole in the s -plane ($B = 0$) and convergence circle for the expansion of $Q(s)$ around $s = -i\omega_0$. I and II are the first and second Riemann sheets, respectively. The pole is on the second Riemann sheet, at a distance $O(g^2)$ from $-i\omega_0$.

is the determination of $q(s)$ on the second Riemann sheet. We note that $g^2 q(s)$ is $O(g^2)$, so that the pole can be found perturbatively: by expanding $q_{II}(s)$ around $-i\omega_0$ we get a power series, whose radius of convergence is $R_c = \omega_0$ because of the branch point at the origin. The circle of convergence lies half on the first Riemann sheet and half on the second sheet (Figure 2). The pole is well inside the convergence circle, because $|s_{pole} + i\omega_0| = g^2 \omega_0 < R_c$, and we can write

$$s_{pole} = -i\omega_0 - g^2 \omega_0 q_{II}(-i\omega_0 + 0) + O(g^4) = -i\omega_0 - g^2 \omega_0 q(-i\omega_0 + 0^+) + O(g^4); \quad (3.24)$$

because $q_{II}(s)$ is the analytic continuation of $q(s)$ below the branch cut. By using the formula

$$\lim_{\epsilon \rightarrow 0^+} \frac{1}{x - i\epsilon} = P \frac{1}{x} - i\pi \delta(x); \quad (3.25)$$

one gets from (3.21)

$$\begin{aligned} q(-i\omega_0 + 0) &= \sum_{n=0}^{\infty} \frac{(-1)^n}{n!} \frac{1}{i\omega_0} \\ &= \sum_{n=0}^{\infty} \frac{(-1)^n}{n!} \frac{1}{i\omega_0} \end{aligned} \quad (3.26)$$

and by setting

$$s_{pole} = -i\omega_0 + iE; \quad (3.27)$$

one gets

$$E = 2g^2 \omega_0^2 + O(g^4); \quad E = g^2 \omega_0 P \sum_{n=0}^{\infty} \frac{(-1)^n}{n!} + O(g^4); \quad (3.28)$$

which are the Fermi "golden rule" and the second order correction to the energy of level # 2.

3.2 Laser on

We turn now our attention to the situation with the laser switched on ($B \neq 0$) and tuned at the 1-3 transition frequency ω_0 . The self energy function $Q(B; s)$ in (3.12) depends on B and can be written in terms of the self energy function $Q(s)$ in absence of laser field [Eq. (3.20)], by making use of the following remarkable property:

$$Q(B; s) = \frac{1}{2} \sum_{k,j} \frac{1}{s + i\omega_k + iB} + \frac{1}{s + i\omega_k - iB} = \frac{1}{2} [Q(s + iB) + Q(s - iB)] : \quad (3.29)$$

Notice, incidentally, that in the continuum limit ($V \rightarrow 1$), due to the above formula, $Q(B; s)$ scales just like $Q(s)$. The position of the pole s_{pole} (and as a consequence the lifetime $\tau_E^{-1} = -1/\text{Re}s_{\text{pole}}$) depends on the value of B . There are now two branch cuts in the complex s plane, due to the two terms in (3.29). They lie over the imaginary axis, along $(-i\omega_0; -iB]$ and $(-i\omega_0; +iB]$.

The pole satisfies the equation

$$s + i\omega_0 + Q(B; s) = 0; \quad (3.30)$$

where $Q(B; s)$ is of order g^2 , as before, and can again be expanded in power series around $s = -i\omega_0$, in order to find the pole perturbatively. However, this time one has to choose the right determination of the function $Q(B; s)$. There are two cases: a) The branch point $-iB$ is situated above $-i\omega_0$, so that $-i\omega_0$ lies on both cuts. See Figure 3(a); b) The branch point $-iB$ is situated below $-i\omega_0$, so that $-i\omega_0$ lies only on the upper branch cut. See Figure 3(b). In case a), i.e. for $B < \omega_0$, the pole is on the third Riemann sheet (under both cuts) and the power series converges in a circle lying half on the first and half on the third Riemann sheet, within a convergence radius $R_c = \omega_0 - B$, which decreases as B increases [Figure 3(a)]. In case b), i.e. for $B > \omega_0$, the pole is on the second Riemann sheet (under the upper cut only) and the power series converges in a circle lying half on the first and half on the second Riemann sheet, within a convergence radius $R_c = B - \omega_0$, which increases with B [Figure 3(b)]. In both cases we can write, for $\text{Im}s_{\text{pole}} + i\omega_0 < R_c = |B - \omega_0|$ [28],

$$\begin{aligned} s_{\text{pole}} &= -i\omega_0 - \frac{1}{2} \sum_{n=1}^{\infty} Q[-i(\omega_0 + B) + 0^+] + Q[-i(\omega_0 - B) + 0^+] + O(g^4) \\ &= -i\omega_0 - \frac{1}{2} g^2 \omega_0^{-1} q[-i(\omega_0 + B) + 0^+] + q[-i(\omega_0 - B) + 0^+] + O(g^4): \end{aligned} \quad (3.31)$$

Equation (3.31) enables us to analyze the temporal behavior of state # 2.

3.3 Decay rate vs B

We write, as in (3.27),

$$s_{\text{pole}} = -i\omega_0 + iE(B) - \frac{\Gamma(B)}{2}; \quad (3.32)$$

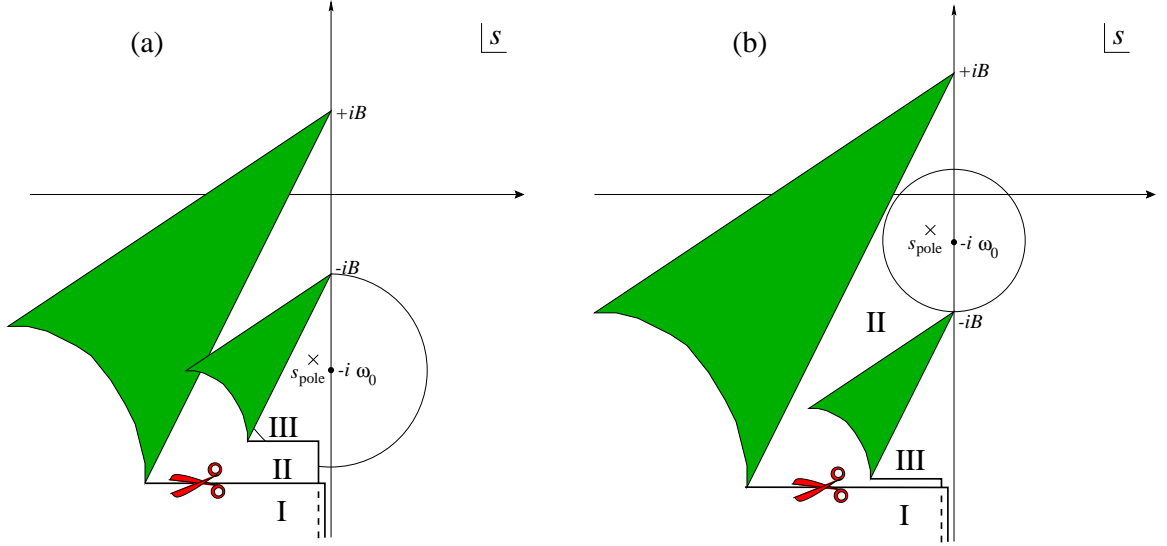


Figure 3: Cuts and pole in the s -plane ($B \neq 0$) and convergence circle for the expansion of $Q(B; s)$ around $s = -i\omega_0$. I, II and III are the first, second and third Riemann sheets, respectively. (a) $B < \omega_0$. (b) $B > \omega_0$. In both cases, the pole is at a distance $O(g^2)$ from $-i\omega_0$.

Substituting (3.26) into (3.31) and taking the real part, one obtains the following expression for the decay rate

$$\Gamma(B) = g^2 \omega_0^{-2} (\omega_0 + B) + \omega_0^{-2} (\omega_0 - B) (b - B) + O(g^4); \quad (3.33)$$

On the other hand, by (3.28), one can write

$$\Gamma(B) = \frac{\omega_0^{-2} (\omega_0 + B) + \omega_0^{-2} (\omega_0 - B) (b - B)}{2 \omega_0^{-2}} + O(g^4); \quad (3.34)$$

This is the central result of this paper and involves no approximations: Equation (3.34) expresses the "new" lifetime $\Gamma(B)^{-1}$, when the system is bathed in an intense laser field B , in terms of the "ordinary" lifetime ω_0^{-1} , when there is no laser field. By taking into account the general behavior (3.15) of the matrix elements $\omega_0^{-2}(\cdot)$ and substituting into (3.34), one gets to $O(g^4)$

$$\Gamma(B) = \frac{1}{2} \left(1 + \frac{B^{2j-1}}{\omega_0^{2j-1}} + 1 - \frac{B^{2j-1}}{\omega_0^{2j-1}} (\omega_0 - B) \right); \quad (B < \omega_0) \quad (3.35)$$

where j refers to 1-2 transitions of electric and magnetic type, respectively. Observe that, since ω_0 is the inverse Bohr radius, the case $B < \omega_0$ is the physically relevant one [12]. (Numerical estimates will be given in the next subsection.) The decay rate is profoundly modified by the presence of the laser field. Its behavior is shown in Figure 4 for a few values of j . The case $j = 1$ (1-2 transition of electric dipole type) yields a constant value up to $B = \omega_0$; above this threshold, Γ increases linearly with

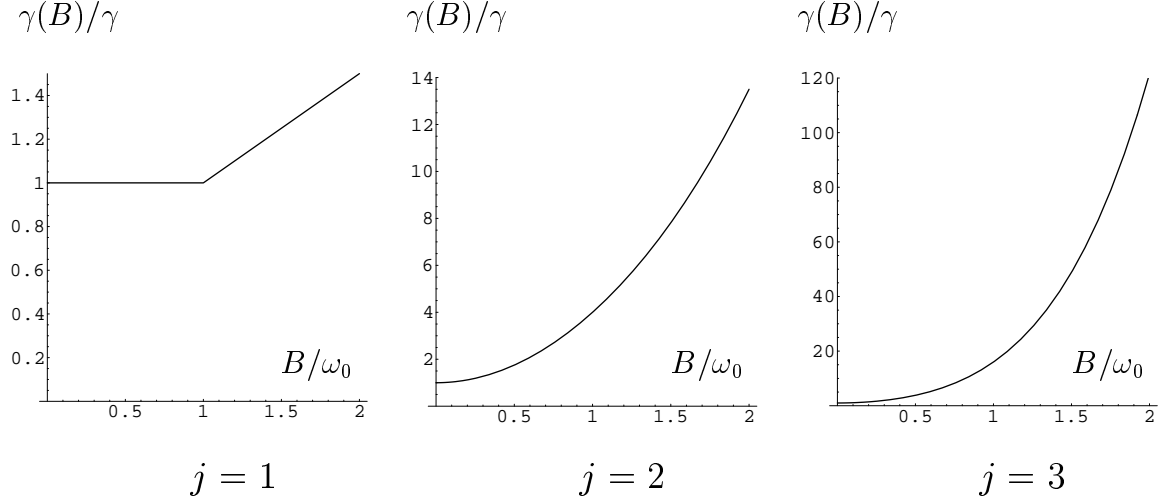


Figure 4: The decay rate $\gamma(B)$ vs B , for electric transitions with $j = 1; 2; 3$; $\gamma(B)$ is in units γ_0 and B in units ω_0 . Notice the different scales on the vertical axis.

B . For $j > 1$ the derivative of $\gamma(B)$ is continuous. In general, the decay rate $\gamma(B)$ increases with B , so that the lifetime $\gamma(B)^{-1}$ decreases as B is increased. If one looks at B as the strength of the "observation" performed by the laser beam on level # 2 [3], one can view this phenomenon as an "inverse" quantum Zeno effect, for decay is enhanced (rather than suppressed) by observation.

Equation (3:35) is valid for $B \ll \omega_0$. In the opposite case, $B \gg \omega_0$, by (3:15) and (3:34), one gets to $O(\omega_0^4)$

$$\gamma(B)' = \frac{1}{2} \frac{\gamma''(B)}{\gamma'(B)} / \gamma(B) : \gamma(B) \quad (3:36)$$

This is essentially the result obtained in Ref. [3]. If such high values of B were experimentally obtainable, the decay would be considerably hindered and B could be properly viewed as the "strength" of the observation performed by the laser field on level # 2 (quantum Zeno effect). However, in such a case, ionization effects would have to be considered and our model should be refined in order to take them into account. A similar remark was made by Kofman and Kurizki in a different context [13].

3.4 Estimates

Let us now try to give some numerical estimates for the phenomenon described. In order to affect significantly the lifetime of level # 2, we have to look at large values of B and consequently at 1-3 transition of the electric dipole type. In such a case, Eq. (3:19) applies:

$$B^2 = 2 \omega_0 j_{k_0 0} \approx j n_0 : \quad (3:37)$$

Considering the angle average

$$\langle h_{k_0}^2 \rangle = \frac{1}{3} k_{13}^2 \quad (3.38)$$

and remembering that the decay rate is

$$\Gamma_{13} = \frac{4}{3} k_{13}^2 \omega_0^3; \quad (3.39)$$

we obtain

$$B^2 = \frac{1}{2} n_0 \omega_0^{\frac{13}{2}}; \quad (3.40)$$

which, reinserting c 's and h 's, reads

$$B^2 = \frac{1}{2} n_0 h \omega_0 \frac{c^3}{\omega_0^3} h_{13}^2 = (n_0 h \omega_0) \frac{c^3}{16 \omega_0^2} (h_{13})^2; \quad (3.41)$$

where $\omega_L = 2 \omega_0$. The quantity B^2 has dimensions of squared energy and is given by the product of the energy of the laser field contained in the volume $V_L = 16 V_0$ times the energy spread of the transition ω_0 . Therefore B depends on both laser and atomic system. Observe that $n_0 \frac{c^3}{\omega_0^3}$ is the number of laser photons contained in the volume V_L .

In terms of laser power P and laser spot area A , Eq. (3.41) reads

$$B^2 = \frac{P}{cA} \frac{c^3}{16 \omega_0^2} (h_{13})^2 = 132 \frac{P}{A} \frac{c^3}{\omega_0^2} (h_{13})^2 \text{ eV}^2; \quad (3.42)$$

where P is expressed in Watt, V_L in m^3 , A in m^2 and h in eV.

In order to get a rough feeling of the physical quantities involved, let us consider two examples of high-power lasers: i) visible light; ii) infrared radiation. In case i) one can reach $P > 1\text{W}$ and $A = 1 \text{ m}^2$ (A is limited by diffraction), so that $P/A = 10^8 \text{ W/m}^2$. By taking $\omega_L = 3.14 \times 10^{15} \text{ rad/s}$ and h_{13} of the order of 10^{-7} eV , one gets

$$B_{\text{visible}} \approx 2 \text{ eV} \approx 3.14 \times 10^{12} \text{ rad/s}; \quad (3.43)$$

In case ii) one can reach $P = 1 \text{ kW}$, $A = 100 \text{ m}^2$ and $\omega_L = 10^{14} \text{ rad/s}$ (CO_2 laser). By taking h_{13} of the order of 10^{-7} eV , one gets

$$B_{\text{infrared}} \approx 0.4 \text{ eV} \approx 5 \times 10^{14} \text{ rad/s}; \quad (3.44)$$

The ratio B/ω_0 is the relevant quantity in Eq. (3.35). The effect should be experimentally observable. Notice, incidentally, that $B/\omega_0 = hc/a_0 = 3.73 \text{ keV}$.

4 Photon spectrum

It is interesting to look at the spectrum of the emitted photons. It is easy to check that, in the Weisskopf-Wigner approximation, the survival probability

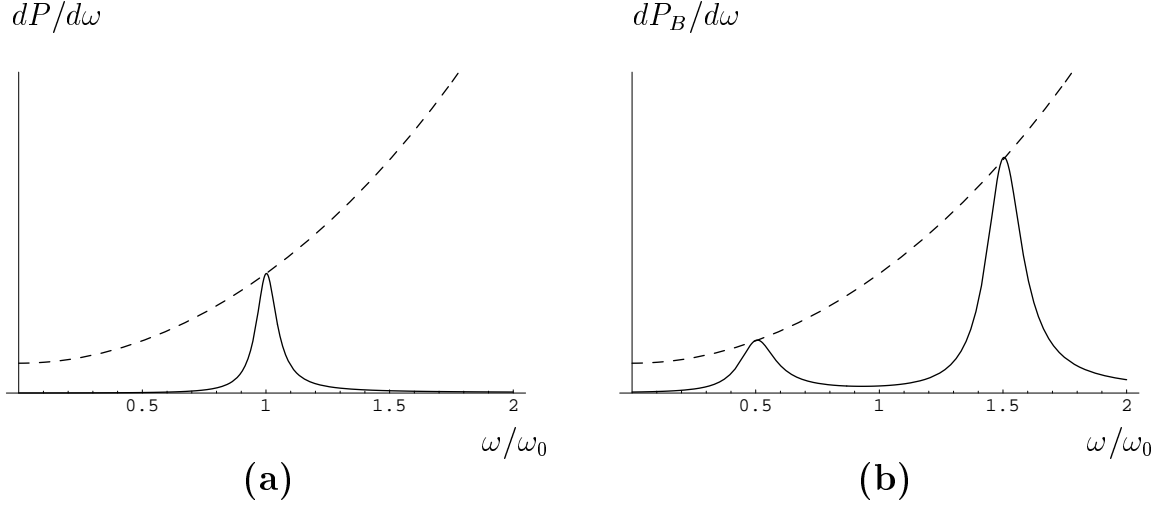


Figure 5: The spectrum (4.5) of the emitted photons. The height of the Lorentzians is proportional to the matrix element $^2(\omega)$ (dashed line). We chose an electric quadrupole transition, with $j = 2$ and $\omega_0 = 10^{-1}\omega_0$, and used arbitrary units on the vertical axis. a) $B = 0$; b) $B = \omega_0 = 2$; note that from (3.35) $\langle B \rangle = (7/4)\omega_0$. For $B > \omega_0$ only the photon of higher frequency would be emitted (Lorentzian at the right) and the Lorentzian at the left would disappear.

$\langle j(t) | j(t) | j \rangle = \langle j(t) | j \rangle$ decreases exponentially with time. The standard way to obtain this result is to neglect the cut contribution in the complex s plane, or equivalently, to substitute in (3.9) the pole determination of the self-energy function:

$$\kappa(s) = \frac{1}{s + i\omega_0 + Q(B; s)} \approx \frac{1}{s + i\omega_0 + Q(B; s_{\text{pole}})} = \frac{1}{s - s_{\text{pole}}}; \quad (4.1)$$

from which one gets

$$\kappa(t) = \exp(s_{\text{pole}}t) = \exp(-i\omega_0 t - \frac{Q(B)}{2}t); \quad (4.2)$$

where $\omega_0 = \omega_0 - E(B)$. In this approximation, for any value of B , the spectrum of the emitted photons is Lorentzian. The proof is straightforward and is given in Appendix B. One finds that, for $B = 0$, the probability to emit a photon in the range $(\omega; \omega + d\omega)$ reads

$$dP_{B=0} = g^2 \omega_0^{-2}(\omega) f_L(\omega - \omega_0; \omega_0) d\omega; \quad (4.3)$$

where

$$f_L(\omega; \omega_0) = \frac{1}{\omega^2 + \omega_0^2}; \quad (4.4)$$

On the other hand, when $B \neq 0$ one gets:

$$dP_B = g^2 \omega_0^{-2}(\omega) \frac{1}{2} [f_L(\omega - \omega_0 - B; \langle B \rangle) + f_L(\omega - \omega_0 + B; \langle B \rangle)] d\omega; \quad (4.5)$$

The emission probability is given by the sum of two Lorentzians, centered in $\omega_0 + B$. We see that the emission probability of a $\omega_0 + B$ ($\omega_0 - B$) photon increases (decreases) with B (Figure 5). The linewidths are modified according to Eq. (3.35). When B reaches the "threshold" value ω_0 , only the photon of higher frequency ($\omega_0 + B$) is emitted (with increasing probability vs B).

5 Dressed states and links with induced transparency

It is useful and interesting to look at our results from a different perspective, by analyzing the modifications of the energy levels provoked by the laser field. For simplicity, since the average number N_0 of k_0 -photons in the total volume V can be considered very large, we shall perform our analysis in terms of number (rather than coherent) states of the electromagnetic field. In this limit,

$$\langle \langle 1; 0_k; N_0 | H_{\text{int}} | 3; 0_k; N_0 - 1 \rangle \rangle = \frac{q}{N_0 - k_0} \langle \langle 1; 1_k; N_0 - 1 | H_{\text{int}} | 3; 0_k; N_0 - 1 \rangle \rangle = \frac{q}{N_0 - k_0} \langle \langle 1; 1_k; N_0 - 1 | H_{\text{int}} | 3; 0_k; N_0 - 1 \rangle \rangle \quad (5.1)$$

$\langle \langle 1; 1_k; N_0 - 1 | H_{\text{int}} | 3; 0_k; N_0 - 1 \rangle \rangle \in \langle \langle 1; 1_k; N_0 - 1 | H_{\text{int}} | 3; 0_k; N_0 - 1 \rangle \rangle$. [This is equivalent to (2.6).] In the above equation and henceforth, the vector $|j; n_k; M_0\rangle$ represents an atom in state $|j\rangle$, with n_k (k)-photons and M_0 laser photons.

In the above approximation, the Hamiltonian (2.1) becomes

$$H = \omega_0 \sum_j |2\rangle\langle 2| + \omega_0 \sum_j |3\rangle\langle 3| + \sum_{k; } \omega_k a_k^\dagger a_k + \sum_{k; } \omega_k a_k^\dagger |1\rangle\langle 2| + \sum_{k; } \omega_k a_k |2\rangle\langle 1| + \sum_{k_0} \omega_{k_0} a_{k_0}^\dagger |1\rangle\langle 3| + \sum_{k_0} \omega_{k_0} a_{k_0} |3\rangle\langle 1|; \quad (5.2)$$

where a prime means that the summation does not include $(k_0; 0)$ [due to hypothesis (2.3)]. Besides (2.8), there is now another conserved quantity: indeed the operator

$$N_0 = \sum_j |3\rangle\langle 3| + \sum_{k_0} a_{k_0}^\dagger a_{k_0} \quad (5.3)$$

satisfies

$$[H; N_0] = [N_0; N] = 0; \quad (5.4)$$

In this case, the system evolves in the subspace labelled by the two eigenvalues $N = 1$ and $N_0 = N_0$, whose states read

$$|j(t)\rangle = \sum_{k; } x_k(t) |2; 0; N_0\rangle + \sum_{k; } y_k(t) |1; 1_k; N_0\rangle + \sum_{k; } z_k(t) |3; 1_k; N_0\rangle \quad (5.5)$$

By using the Hamiltonian (5.2) and the states (5.5) and identifying N_0 with $N_0 = \sum_j |j\rangle\langle j|$, the Schrodinger equation yields again the equations of motion (3.4), obtained by assuming a coherent state for the laser mode. Our analysis is therefore independent of the statistics of the driving field, provided it is sufficiently intense, and the (convenient) use of number states is completely justified.

Energy conservation implies that if there are two emitted photons with different energies (as we saw in the previous section), there are two levels of different energies to which the atom can decay. This can be seen by considering the laser-dressed (Fano) atomic states [29]. The shift of dressed states can be obtained from the structure of the Hamiltonian (5.2). In the sector $N_0 = N_0$, the operator N_0 is proportional to the unit operator. The constant of proportionality is its eigenvalue. Hence one can write the Hamiltonian in the following form

$$H = H_0 + N_0 \quad (5.6)$$

which, by the setting $E_1 + N_0 = 0$, reads

$$\begin{aligned} H &= H_0 + H_{\text{int}} \\ &= \sum_{k;0} \beta_{ih2j} + \sum_{k;0} a_k^y a_k + \sum_{k;0} a_k^y \beta_{ih2j} + \sum_{k;0} a_k \beta_{ih1j} \\ &\quad + \sum_{k_0,0} a_{k_0,0}^y \beta_{ih3j} + \sum_{k_0,0} a_{k_0,0} \beta_{ih1j} : \end{aligned} \quad (5.7)$$

On the other hand, in the sector H_{N_0} with $N = 1$ and $N_0 = N_0$, the last term becomes

$$\sum_{k_0,0} a_{k_0,0}^y \beta_{ih3j} + \sum_{k_0,0} a_{k_0,0} \beta_{ih1j} = \sum_{k_0,0} \frac{1}{N_0} \beta_{ih3j} + \sum_{k_0,0} \frac{1}{N_0} \beta_{ih1j} : \quad (5.8)$$

Let us diagonalize this operator, i.e. let us look for two non-interacting states $j+i$ and $j-i$ which are linear combinations of the old states β_{ih1j} and β_{ih3j} . To this end we write

$$\begin{aligned} \beta_{ih1j} &= \frac{1}{\sqrt{2}} (j+i + e^i j-i); \\ \beta_{ih3j} &= \frac{e^i}{\sqrt{2}} (j+i - e^i j-i); \end{aligned} \quad (5.9)$$

with $j+i$ and $j-i$ orthonormal:

$$\langle j+i | j+i \rangle = \langle j-i | j-i \rangle = 1 \quad \langle j+i | j-i \rangle = 0; \quad (5.10)$$

Plugging (5.9) into (5.7), the interaction term becomes

$$\begin{aligned} H_{\text{int}} &= \sum_{k;0} \frac{1}{\sqrt{2}} a_k^y (j+i + e^i j-i) + \sum_{k;0} \frac{1}{\sqrt{2}} a_k (j+i - e^i j-i) \\ &\quad + \sum_{k_0,0} \frac{e^i}{\sqrt{2}} a_{k_0,0}^y (j+i - e^i j-i) + \sum_{k_0,0} \frac{1}{\sqrt{2}} a_{k_0,0} (j+i + e^i j-i) + \text{h.c.}; \end{aligned} \quad (5.11)$$

where we have set $\sum_{k_0,0} \frac{1}{N_0} = B e^i$. Rearranging the last term

$$B \frac{e^i}{2} (j+i + e^i j-i) (j-i + e^i j+i) + \text{h.c.}$$

$$\begin{aligned}
& + \frac{e^{-i(\omega_0 - \omega_k)t}}{2} (j_i^\dagger i_{h+} j_j - j_j^\dagger i_h j_i + e^{i(\omega_0 - \omega_k)t} j_i^\dagger j_{h+} i_j - e^{i(\omega_0 - \omega_k)t} j_j^\dagger i_h j_i) \\
& = B \cos(\omega_k t) (j_i^\dagger i_{h+} j_j - j_j^\dagger i_h j_i) + iB \sin(\omega_k t) (j_i^\dagger j_{h+} i_j - e^{i(\omega_0 - \omega_k)t} j_j^\dagger i_h j_i)
\end{aligned} \quad (5.12)$$

and setting $\omega_k = \omega_0$ the two states j_i and j_j decouple and one gets

$$\begin{aligned}
H_{\text{int}} = & \sum_{\mathbf{k}} \left(\frac{g}{2} a_{\mathbf{k}}^y j_i^\dagger i_{h+} j_j + \frac{g}{2} a_{\mathbf{k}} j_i^\dagger j_{h+} i_j \right. \\
& + \frac{g}{2} e^{i(\omega_0 - \omega_k)t} a_{\mathbf{k}}^y j_j^\dagger i_h j_i + \frac{g}{2} e^{i(\omega_0 - \omega_k)t} a_{\mathbf{k}} j_i^\dagger j_{h+} i_j \\
& \left. + B j_i^\dagger i_{h+} j_j - B j_j^\dagger i_h j_i \right)
\end{aligned} \quad (5.13)$$

Therefore we can write

$$H_0 + H_{\text{int}} = H_0^0 + H_{\text{int}}^0; \quad (5.14)$$

where the primed free and interaction Hamiltonians read respectively

$$\begin{aligned}
H_0^0 = & \omega_0 j_i^\dagger j_i + B j_i^\dagger i_{h+} j_j - B j_j^\dagger i_h j_i + \sum_{\mathbf{k}} \omega_k a_{\mathbf{k}}^y a_{\mathbf{k}}; \\
H_{\text{int}}^0 = & \sum_{\mathbf{k}} \left(\frac{g}{2} a_{\mathbf{k}}^y j_i^\dagger i_{h+} j_j + \frac{g}{2} a_{\mathbf{k}} j_i^\dagger j_{h+} i_j + \frac{g}{2} a_{\mathbf{k}}^y j_j^\dagger i_h j_i + \frac{g}{2} a_{\mathbf{k}} j_i^\dagger j_{h+} i_j \right)
\end{aligned} \quad (5.15)$$

and we set $\omega_0 = 0$. We see that the laser dresses the states j_i and j_j , which (if one includes the ω_0 photon) are degenerate [with energy $E = 0$, due to the choice of the zero of energy: see line after (5.6)]. The dressed states j_i^+ and j_i^- have energies $+B$ and $-B$ and interact with state j_i with a coupling $g_k = \frac{g}{2}$.

Therefore, by applying the Fermi golden rule, the decay rates into the dressed states read

$$\Gamma_+ = 2 g^2 \omega_0 \frac{\omega_0 - B}{2} = 2 g^2 \omega_0 \frac{\omega_0 + B}{2} \quad (5.16)$$

and the total decay rate of state j_i is given by their sum

$$\Gamma = \Gamma_+ + \Gamma_-; \quad (5.17)$$

which yields (3.33). One sees why there is a threshold at $B = \omega_0$: For $B < \omega_0$, the energies of both dressed states j_i^\pm is lower than that of the initial state j_i [Figure 6 (a)]. The decay rate Γ_- increases with B , whereas Γ_+ decreases with B and their sum Γ increases with B . On the other hand, when $B > \omega_0$, the energy of the dressed state j_i^+ is larger than that of state j_i and this decay channel disappears [Figure 6 (b)]. If state j_i were below state j_i , our system would become a three-level system in a ladder configuration, and the shift of the dressed states would give rise to induced transparency [30].

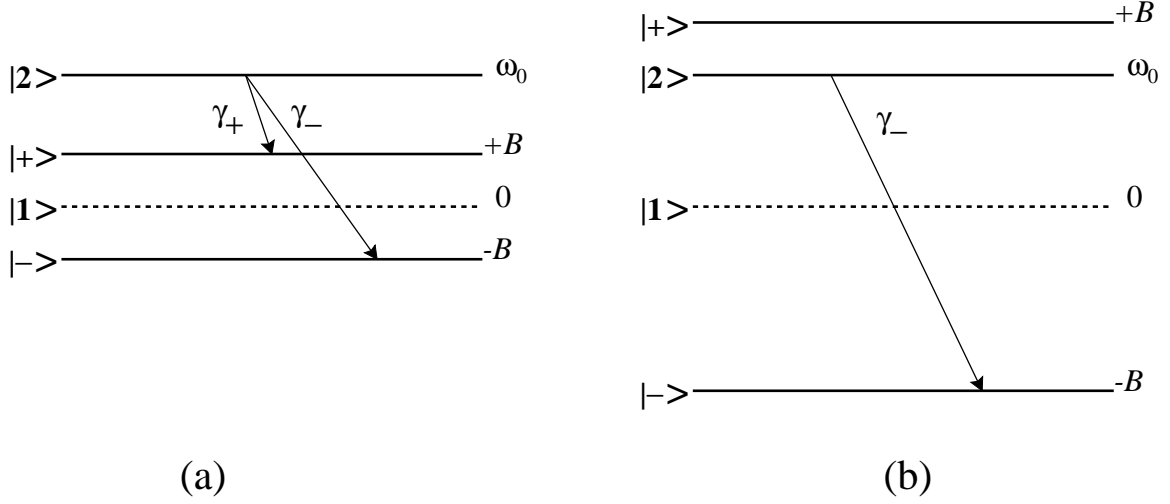


Figure 6: Shift of the dressed states $|j\rangle$ and $|j\rangle$ vs B . (a) For $B < \omega_0$ there are two decay channels, with $\gamma_+ > \gamma_-$. (b) For $B > \omega_0$ level $|j\rangle$ is above level $|j\rangle$ and only the γ_- decay channel remains.

6 Concluding remarks

We have studied the evolution of an unstable system under the action of an external (laser) field. The dynamical evolution of level # 2 (initial state) is modified by the laser field, tuned at the transition frequency 1-3. For physically interesting values of the parameters, the decay of level # 2 is faster when the laser is present. Equations (3:34)–(3:35) (valid to 4th order in the coupling constant) express the "new" lifetime as a function of the "natural" one and other parameters characterizing the physical system. The initial state decays to the laser-dressed states with different lifetimes. We have obtained Eq. (3:34) in 3 different ways, deriving the Fermi golden rule from the time-dependent Schrodinger equation, as in Section 3.3, or starting from the dressed states, as in (5:16)–(5:17), or as a consequence of a normalization condition, as in (B 13).

In which sense is the phenomenon discussed in this paper an "inverse" quantum Zeno effect? If the situation $B \rightarrow \infty$ were experimentally attainable, then decay would be hindered and one could reasonably speak of a quantum Zeno effect provoked by the "continuous" observation performed on the system by the laser beam. On the other hand, when $B \rightarrow 0$, one can still think in terms of a "continuous gaze" of the laser on the system, but this enhances (rather than hinders) decay. The interpretation in terms of an "inverse" quantum Zeno effect is appealing and enables one to look at the problem from a different perspective.

Acknowledgments We thank E. Mikhokova, G. Scamarcio and L.S. Schulman for useful discussions.

Appendix A

We discuss here some general properties of the matrix elements and derive Eqs. (3.15)–(3.16) of the text. An exhaustive analysis of some general features of the matrix elements can be found in [27], but we will focus here on the behavior at small and large values of λ . The matrix elements (2.2) of the 1-2 interaction Hamiltonian read

$$H_{k, \pm} = \frac{e^2}{2V\lambda} \int d^3x e^{i\mathbf{k} \cdot \mathbf{x}} j_{\pm}(\mathbf{x}); \quad (\text{A.1})$$

where $e^2 = 4\pi\alpha_0$ is the fine-structure constant. If the wavelength of the radiation is large compared to the size a of the system (i.e. $\lambda \gg a$) the main contribution to the integral (A.1) comes from small values of $r = |\mathbf{x}|$ ($r \ll \lambda$). Expanding the exponential ($k = n/\lambda$)

$$\exp(i\mathbf{k} \cdot \mathbf{x}) = \exp(i\mathbf{n} \cdot \mathbf{x}/\lambda) = 1 + i\mathbf{n} \cdot \frac{\mathbf{x}}{\lambda} + \frac{(\mathbf{n} \cdot \mathbf{x})^2}{2\lambda^2} + \dots \quad (\text{A.2})$$

and integrating term by term one obtains the asymptotic series

$$H_{k, \pm} = \frac{e^2}{2V} \sum_{s=0}^{\infty} \frac{r^s}{s!} q_{\pm}^{(s)} \lambda^{-s}; \quad (\text{A.3})$$

where

$$q_{\pm}^{(s)} = \frac{(i)^s}{s!} \int d^3x \mathbf{n} \cdot \mathbf{j}_{\pm}(\mathbf{x}) (\mathbf{n} \cdot \mathbf{x})^s \quad (\text{A.4})$$

($k = n/\lambda$ depends only on the direction of \mathbf{k}). We explicitly wrote every λ -dependence and notice that $q^{(s)}$ does not depend on λ . Observe that $q^{(0)}$ corresponds to electric-dipole transitions E1, $q^{(1)}$ to electric quadrupole E2 and/or magnetic dipole transitions M1, and so on. Hence $s = j$, where $j = 0$ ($j = 1$) stands for magnetic (electric) transition M j (E j). Since the dominant contribution to the integral in (A.4) comes from a region of size a and the current j_{12} is essentially $\sim a^2$, we get

$$q_{\pm}^{(s)} \sim a^{s+1}; \quad j_0 = E_2 = E_1; \quad (\text{A.5})$$

If $\lambda \gg a$ the dominant term in the series (A.3) is the first nonvanishing one, namely

$$H_{k, \pm} \sim q_{\pm}^{(r)} \lambda^{-r} / (a^r) (\lambda/a)^r; \quad (\text{A.6})$$

for some $s = r$. In the continuum limit one gets

$$\begin{aligned} \sum_{\mathbf{k}} j_{\mathbf{k}} j_{-\mathbf{k}} &= \frac{V}{(2\pi)^3} \int d^3k j_{\mathbf{k}} j_{-\mathbf{k}} = \int_0^{2\pi} d\lambda \lambda^2 \frac{V}{(2\pi)^3} \int d^3k j_{\mathbf{k}} j_{-\mathbf{k}} \\ &= \int_0^{2\pi} d\lambda g^2 \lambda^{-2} (1); \end{aligned} \quad (\text{A.7})$$

where we have defined

$$g^2 \lambda^{-2} (1) = \lim_{V \rightarrow \infty} \frac{\lambda^2 V}{(2\pi)^3} \int d^3k j_{\mathbf{k}} j_{-\mathbf{k}}; \quad (\text{A.8})$$

as in (3.14). From (A.6) we obtain

$$j_k j = \frac{2}{V!} j_{n=0}^X q_n^{(r)} j^{2r+1} = \frac{2}{V} j_n^{(r)} j^{2r+1} \quad (\text{A.9})$$

and therefore

$$g^2 j_0^{-2} (!) = \frac{X^Z}{(2j)^2} d j_n^{(r)} j^{2r+1} / [(!_0 a)^{2r+2}]_0 \frac{!^{2r+1}}{!_0}; \quad (\text{A.10})$$

Remembering that $2r+1 = 2j-2+1 = 2j-1$, we obtain the first equation in (3.15) and Eq. (3.16).

On the other hand, if the wavelength is much smaller than a (i.e. $! \ll a$), we first rewrite (A.1) in the following form

$$j_k = \frac{2}{V!} \int d^3x e^{i!n \cdot x_k} j_{12}(x) = \frac{2}{V!} \int dx_k e^{i!x_k} j_{12}(x_k); \quad (\text{A.11})$$

where

$$j_{12}(x_k) = \int d^2x_{?n} j(x) \quad (\text{A.12})$$

and $x = x_{?n} + x_{?}$. According to the Riemann-Lebesgue lemma, the integral in (A.11) vanishes in the $! \rightarrow 0$ limit. In particular, if $j_{12}(x_k)$ is N times differentiable, integrating by parts we get

$$j_k = \frac{2}{V!} \frac{1}{(i!)^N} \int dx e^{i!x} \frac{d^N}{dx^N} j_{12}(x) \quad (\text{A.13})$$

and we can write

$$j_k = o(!^{N-1=2}); \quad (! \rightarrow 0) \quad (\text{A.14})$$

which yields the large $!$ behavior of the second equation in (3.15). It goes without saying that if $j_{12}(x_k)$ is an analytic function, then $j_k \rightarrow 0$ more rapidly than any power. The second equation in (3.15) is therefore a conservative estimate.

Appendix B

In this Appendix we shall analyze the spectrum of the emitted photons. We start by substituting (4.1) into (3.10) and (3.11), to obtain

$$\bar{\Psi}_k(s) = \frac{i_k(s + i!_k)}{(s + i!_k)^2 + B^2} \frac{1}{s - s_{\text{pole}}}; \quad (\text{B.1})$$

$$\bar{\Phi}_k(s) = \frac{N_0 - k_0 - k}{(s + i!_k)^2 + B^2} \frac{1}{s - s_{\text{pole}}}; \quad (\text{B.2})$$

Closing the Bromwich path with a semicircle in the halfplane $\text{Re } s < 0$, we get

$$\begin{aligned} y_k(t) &= \frac{1}{2\pi i} \int_{\gamma} ds e^{ts} \tilde{y}_k(s); \\ z_k(t) &= \frac{1}{2\pi i} \int_{\gamma} ds e^{ts} \tilde{z}_k(s); \end{aligned} \quad (\text{B.3})$$

which can be evaluated by summing over the integrand residues. The quantity $y_k(t) \tilde{y}_k(t)$ represents the probability that, at time t , the transition $2 \rightarrow 1$ ($2 \rightarrow 1 \rightarrow 3$) has taken place. When $t \rightarrow 1$, the contribution of s_{pole} (that has a finite negative real part) is exponentially damped. This leaves only the contributions of the poles in $i(\omega_k - B)$.

We look first at the case $B = 0$ (laser off). One gets ($z_k = 0$; 8t)

$$y_k(t+1) \tilde{y}_k(t) = \frac{j_k \tilde{j}_k}{(\omega_k - \omega_0)^2 + \gamma^2/4} \quad (\text{B.4})$$

and, in the continuum limit (3.14), the probability to emit a photon in the frequency range $(\omega; \omega + d\omega)$ reads

$$dP_{B=0} = g^2 \omega_0^{-2} (\omega) f_L(\omega - \omega_0; \gamma) d\omega; \quad (\text{B.5})$$

where f_L is the Lorentzian profile

$$f_L(\omega; \gamma) = \frac{1}{\omega^2 + \gamma^2/4}; \quad (\text{B.6})$$

This is Eq. (4.3) of the text. The quantity P must be normalized to unity: imposing this condition one gets the Fermi golden rule (3.28).

On the other hand, when $B \neq 0$, the total emission probability is given by the sum

$$y_k(t) \tilde{y}_k(t) + z_k(t) \tilde{z}_k(t) \quad (\text{B.7})$$

and it is straightforward to derive the following expressions ($\omega_k = \omega_0$ and we write for simplicity $B = \gamma$)

$$\begin{aligned} y_k(t) \tilde{y}_k(t) &= \frac{j_k \tilde{j}_k}{(\omega_k + i\frac{\gamma}{2})^2 + B^2} \left[\frac{\gamma^2}{4} + \frac{\gamma^2}{4} \cos^2(Bt) + B^2 \sin^2(Bt) + \frac{B}{2} \sin(2Bt) \right]; \\ z_k(t) \tilde{z}_k(t) &= \frac{j_k \tilde{j}_k}{(\omega_k + i\frac{\gamma}{2})^2 + B^2} \left[\frac{\gamma^2}{4} + \frac{\gamma^2}{4} \sin^2(Bt) + B^2 \cos^2(Bt) - \frac{B}{2} \sin(2Bt) \right]; \end{aligned} \quad (\text{B.8})$$

which yield

$$y_k(t) \tilde{y}_k(t) + z_k(t) \tilde{z}_k(t) = \frac{j_k \tilde{j}_k}{(\omega_k + i\frac{\gamma}{2})^2 + B^2} \left[\frac{\gamma^2}{4} + \frac{\gamma^2}{4} + B^2 \right]; \quad (\text{B.9})$$

Therefore, in the continuum limit, we can write

$$dP_B = g^2 \Gamma_0^{-2} (\Gamma) \frac{(\Gamma - \Gamma_0)^2 + \frac{\gamma^2}{4} + B^2}{(\Gamma - \Gamma_0 - B)^2 + \frac{\gamma^2}{4} (\Gamma - \Gamma_0 + B)^2 + \frac{\gamma^2}{4}} d\Gamma : \quad (B.10)$$

This formula can be rewritten in the following form

$$dP_B = g^2 \Gamma_0^{-2} (\Gamma) \frac{1}{2} [f_L(\Gamma - \Gamma_0 - B; \gamma) + f_L(\Gamma - \Gamma_0 + B; \gamma)] d\Gamma : \quad (B.11)$$

This is Eq. (4.5) of the text. We see that the emission probability is the sum of two Lorentzians, centered in $\Gamma_0 - B$ and $\Gamma_0 + B$ and weighted by $g^2 \Gamma_0^{-2} (\Gamma)$. This result is in agreement with that obtained in Refs. [16, 31]. Incidentally, we notice that the value (3.33) of $\langle B \rangle$ can be readily estimated by imposing the normalization of the emission probability

$$\int_0^\infty dP_B = \int_0^\infty g^2 \Gamma_0^{-2} (\Gamma) \frac{1}{2} [f_L(\Gamma - \Gamma_0 - B; \gamma) + f_L(\Gamma - \Gamma_0 + B; \gamma)] d\Gamma = 1 : \quad (B.12)$$

Performing the integration one obtains $\langle B \rangle$, hence one can integrate over the whole real axis and take $\gamma^2 (\Gamma)$ equal to its value on each Lorentzian peak)

$$1 = \int_0^\infty dP_B = \frac{1}{2} g^2 \Gamma_0^{-2} (\Gamma_0 + B) + \gamma^2 (\Gamma_0 - B) \frac{1}{\langle B \rangle} ; \quad (B.13)$$

which yields Eq. (3.33) of the text.

References

- [1] A. Beskow and J. Nilsson, Arkiv für Fysik 34, 561 (1967); L.A. Khalin, Zh. Eksp. Teor. Fiz. Pis. Red. 8, 106 (1968) [JETP Letters 8, 65 (1968)]; L. Fonda, G.C. Ghirardi, A. Rimini and T. Weber, Nuovo Cim. A 15, 689 (1973); A 18, 805 (1973).
- [2] B. Misra and E.C.G. Sudarshan, J. Math. Phys. 18, 756 (1977).
- [3] E. Mikhokova, S. Pascazio and L.S. Schulman, Phys. Rev. A 56, 25 (1997).
- [4] L.S. Schulman, Phys. Rev. A 57, 1509 (1998).
- [5] R.J. Cook, Phys. Scr. T 21, 49 (1988).
- [6] W.H. Itano, D.J. Heinzen, J.J. Bollinger and D.J. Wineland, Phys. Rev. A 41, 2295 (1990). This experiment gave rise to a lively discussion. See: A. Beige and G. Hegerfeldt, Phys. Rev. A 53, 53 (1996) and references therein.
- [7] S. Pascazio, M. Namiki, G. Badurek and H. Rauch, Phys. Lett. A 179, 155 (1993); S. Pascazio and M. Namiki, Phys. Rev. A 50, 4582 (1994).

- [8] P. Kwiat, H. Weinfurter, T. Herzog, A. Zeilinger and M. Kasevich, Phys. Rev. Lett. 74, 4763 (1995).
- [9] A. Luis and J. Perina, Phys. Rev. Lett. 76, 4340 (1996).
- [10] G. Gamow, Z. Phys. 51, 204 (1928); V. Weisskopf and E. P. Wigner, Z. Phys. 63, 54 (1930); 65, 18 (1930); G. Breit and E. P. Wigner, Phys. Rev. 49, 519 (1936).
- [11] E. Fermi, Rev. Mod. Phys. 4, 87 (1932); Nuclear Physics (Univ. Chicago, Chicago, 1950) pp. 136, 148; See also Notes on Quantum Mechanics. A Course Given at the University of Chicago in 1954, edited by E. Segre (Univ. Chicago, Chicago, 1960) Lec. 23.
- [12] S. Pascasio and P. Facchi, Acta Physica Slovaca 49, 557 (1999) (quant-ph/9904076).
- [13] A. G. Kofman and G. Kurizki, Acta Physica Slovaca 49, 541 (1999). See also A. G. Kofman and G. Kurizki, Phys. Rev. A 54, R3750 (1996); G. Harel, A. G. Kofman, A. Kozhekin and G. Kurizki, Optics Express 2, 355 (1998).
- [14] M. B. Plenio, P. L. Knight and R. C. Thompson, Opt. Comm. 123, 278 (1996).
- [15] K. Kraus, Found. Phys. 11, 547 (1981).
- [16] S.-Y. Zhu, L. M. Narducci and M. O. Scully, Phys. Rev. A 52, 4791 (1995). See also S.-Y. Zhu and M. O. Scully, Phys. Rev. Lett. 76, 388 (1996); H. Huang, S.-Y. Zhu, M. S. Zubairy and M. O. Scully, Phys. Rev. A 53, 1834 (1996).
- [17] S. R. Wilkinson et al., Nature 387, 575 (1997).
- [18] L. Mandelstam and I. Tamm, J. Phys. 9, 249 (1945); V. Fock and N. Krylov, J. Phys. 11, 112 (1947); E. J. Hellund, Phys. Rev. 89, 919 (1953); M. Namiki and N. Mugibayashi, Prog. Theor. Phys. 10, 474 (1953). L. A. Khal'nikov, Dokl. Akad. Nauk USSR 115, 277 (1957) [Sov. Phys. Dokl. 2, 340 (1957)]; Zh. Eksp. Teor. Fiz. 33, 1371 (1958) [Sov. Phys. JETP 6, 1053 (1958)].
- [19] H. Nakazato, M. Namiki and S. Pascasio, Int. J. Mod. Phys. B 10, 247 (1996).
- [20] C. Bernardini, L. M. Aïani and M. Testa, Phys. Rev. Lett. 71, 2687 (1993); L. M. Aïani and M. Testa, Ann. Phys. (NY) 263, 353 (1998).
- [21] P. Facchi and S. Pascasio, Phys. Lett. A 241, 139 (1998).
- [22] I. Joichi, Sh. Matsumoto and M. Yoshimura, Phys. Rev. D 58, 043507; 045004 (1998).
- [23] R. F. Alvarez-Estrada and J. L. Sanchez-Gomez, Phys. Lett. A 253, 252 (1999).

- [24] B. R. Mollow, Phys. Rev. A 12, 1919 (1975); C. Cohen-Tannoudji, J. Dupont-Roc and G. Grynberg, Atom-Photon Interactions: Basic Processes and Applications (Wiley, New York 1998).
- [25] I. Tamm, J. Phys. (USSR) 9, 449 (1945); S. Danco, Phys. Rev. 78, 382 (1950).
- [26] P. M. Radmore and P. L. Knight, J. Phys. (At. Mol. Phys.) B 15, 561 (1982); P. L. Knight and M. A. Lauder, Phys. Rep. 190, 1 (1990).
- [27] V. B. Berestetskii, E. M. Lifshits and L. P. Pitaevskii, Quantum electrodynamics, Course of Theor. Phys., Vol. 4 (Pergamon Press, Oxford, 1982), Chapter 5; H. E. Moses, Lett. Nuovo Cimento 4 51; 54 (1972); Phys. Rev. A 8 1710 (1973); J. Seke, Physica A 203 269; 284 (1994).
- [28] Our analysis is therefore valid when $\beta |_0\rangle$ is large enough compared to $g^2 |_0\rangle$ (in other words, we do not tackle the particular case $\beta \rightarrow |_0\rangle$).
- [29] U. Fano, Phys. Rev. 124, 1866 (1961); C. Cohen-Tannoudji and S. Reynaud, J. Phys. B 10, 345; 365; 2311 (1977); H.-I. Yoo and J. H. Eberly, Phys. Rep. 118, 239 (1985).
- [30] K. J. Boller, A. Imamoglu and S. E. Harris, Phys. Rev. Lett. 66, 2593 (1991); J. E. Field, K. H. Hahn and S. E. Harris, Phys. Rev. Lett. 67, 3062 (1991); S. P. Tewari and G. S. Agarwal, Phys. Rev. Lett. 56, 1811 (1986); S. E. Harris, J. E. Field and A. Imamoglu, Phys. Rev. Lett. 64, 1107 (1990).
- [31] L. S. Schulman, J. Phys. A 30, L293 (1997).