

Discrete quantum Fourier transform in coupled semiconductor double quantum dot molecules

Ping Dong^{1,*} and Zhuo-Liang Cao^{1,†}

¹Key Laboratory of Opto-electronic Information Acquisition and Manipulation, Ministry of Education,
School of Physics & Material Science, Anhui University, Hefei, 230039, P R China

In this letter, we present a physical scheme for implementing the discrete quantum Fourier transform in a coupled semiconductor double quantum dot system. The main controlled-R gate operation can be decomposed into many simple and feasible unitary transformations. An improved idea is given in the end, where the effective number of qubit can be increased from $n = 16$ to $n = 95$ for the discrete quantum Fourier transform. The current scheme would be a useful step towards the realization of complex quantum algorithms in quantum dot system.

PACS numbers: 03.67.Lx, 73.21.Hb, 72.23.Hk

Keywords: discrete quantum Fourier transform, double quantum dot molecule, controlled-R gate

The solid-state quantum computation attracts many interests since solid systems are more easily integrated into large quantum networks. Semiconductor quantum dots are considered to be one of the most promising candidates for quantum computation in solid state [1]. Recently, qubits, encoded on the electron-spin singlet state $|S\rangle = (|\uparrow\downarrow\rangle - |\downarrow\uparrow\rangle)/\sqrt{2}$ and triplet state $|T\rangle = (|\uparrow\downarrow\rangle + |\downarrow\uparrow\rangle)/\sqrt{2}$ of coupled double quantum dot (DQD) molecules, which are being widely researched in theory and experiment [2, 3, 4, 5, 6, 7, 8, 9, 10, 11, 12, 13]. It is shown that the coherent time of electron-spin state is comparatively long comparing with the state of charges, and the qubits can be protected from low-frequency noise and can suppress the dominant source of decoherent from hyperfine interaction. Due to their advantages, many schemes based on the two spin states in coupled DQD molecules have been proposed, such as the realization of Bell-state measurement [14] and the generation of cluster states [15], etc.

Inspired by above ideas, we propose a scenario for the implementation of discrete quantum Fourier transform (QFT) via coupled QDQ molecules arranged in line. As we known, only a few physical schemes of QFT have been proposed, one based on cavity quantum electrodynamics (QED) [16] and another based on nuclear magnetic resonance (NMR) [17]. QFT does not speed up the classical tasks of classical Fourier transform (CFT), however, it provides a first step towards the implementation of Shor's factoring and other quantum algorithms, i.e., it is the key ingredient for order-finding problem, factoring problem, counting solution, the solution of hidden subgroup problem and so on. Therefore QFT is still very important in quantum computation. For discrete CFT of N inputs x_j ($j = 0, 1, 2, \dots, N-1$), the outputs y_k ($k = 0, 1, 2, \dots, N-1$) can be expressed as

$$y_k \equiv \frac{1}{\sqrt{N}} \sum_{j=0}^{N-1} x_j e^{2\pi i j k / N}.$$

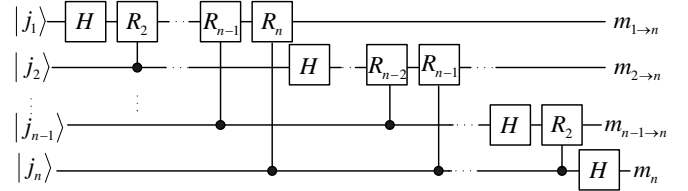


FIG. 1: The effective circuit diagram of discrete QFT [18]. j_l ($l = 1, 2, \dots, n$) are inputs and $m_{l \rightarrow n} = (|0\rangle + e^{2\pi i 0 \cdot j_l \dots j_n} |1\rangle)/\sqrt{2}$ are outputs. R_κ ($\kappa = 2, 3, \dots, n$) are a series of phase transformations and H is the Hadamard transformation. The black dots present the control bits.

Correspondingly, the discrete QFT is defined as

$$|j\rangle \xrightarrow{QFT} \frac{1}{\sqrt{N}} \sum_{k=0}^{N-1} e^{2\pi i j k / N} |k\rangle,$$

where $|k\rangle$ is a set of normative orthogonal basis. The QFT is a unitary transformation. For simplicity, the transformation can be rewritten as the following form

$$\begin{aligned} |j_1\rangle |j_2\rangle \dots |j_n\rangle &\xrightarrow{U_{QFT}} \\ &(|0\rangle + e^{2\pi i 0 \cdot j_n} |1\rangle)(|0\rangle + e^{2\pi i 0 \cdot j_{n-1} j_n} |1\rangle) \dots \\ &(|0\rangle + e^{2\pi i 0 \cdot j_2 \dots j_n} |1\rangle)(|0\rangle + e^{2\pi i 0 \cdot j_1 j_2 \dots j_n} |1\rangle) / 2^{n/2}. \end{aligned}$$

where $0 \cdot j_1 j_2 \dots j_n = j_1/2 + j_2/4 + \dots + j_n/2^n$, j_l ($l = 1, 2, \dots, n$) equal to 0 or 1. The effective circuit diagram of discrete QFT is shown in Fig. 1. The unitary transformation

$$R_\kappa = \begin{pmatrix} 1 & 0 \\ 0 & e^{2\pi i / 2^\kappa} \end{pmatrix}.$$

Next, we investigate a detailed scenario for implementing the discrete QFT via coupled DQD molecules. There are n semiconductor coupled DQD molecules (GaAs) arranged in line, which is shown in Fig 2. Each molecule includes two electrons. According to the explicit analysis of Refs. [14, 15, 19], the charge states of each molecule (0,2), (1,1) and (2,0) can be transferred by sweeping the bias parameter Δ . For (n_1, n_2) , n_1 (n_2) denotes the number of electrons in the upper (lower) quantum dots, and (0,2), (1,1) and (2,0) respectively correspond to $\Delta = E$, 0 and $-E$. E is the charging energy of

*Electronic address: dongping9979@163.com

†Electronic address: zhuoliangcao@gmail.com

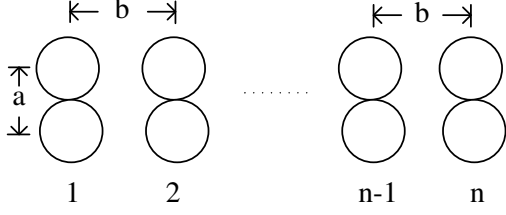


FIG. 2: Schematic diagram of double quantum dot molecules (the n identical molecules arranged in line). The hollow circle presents a quantum dot with one electron and two hollow circles construct a molecule. The distance between two dots of each molecule is a and the distance between two nearest-neighbor molecules is b .

each quantum dot. Δ can be controlled by gate-bias voltages of each molecule or by external electrical field. It is noted that the triplet state $|T\rangle$ will be in the charge state (1,1) and the singlet state $|S\rangle$ could be in (0,2), (1,1) or (2,0) if the initial charge state is in (1,1) during the process of sweeping bias parameter because of Pauli blockade.

In order to implement the discrete QFT, we prepare the n DQD molecules in spin states $|S\rangle = |0\rangle$ or $|T\rangle = |1\rangle$ randomly, and adjust $\Delta = 0$ (the charge states are all in (1,1)). Thus the total spin state is $|\psi\rangle = |j_1 j_2 \cdots j_n\rangle$, $j_l = |S\rangle$ or $|T\rangle$ ($l = 1, 2, \cdots, n$). The neighbor two DQD molecules are separated by an impenetrable barrier, so we only need consider the Coulomb interaction between two molecules. The detailed process can be described by the following n steps:

The first step: Firstly, we perform single-qubit gate transformations on DQD molecules 1 and 2, respectively,

$$|0\rangle_1 \rightarrow \frac{1}{\sqrt{2}}(|0\rangle_1 + |1\rangle_1), |1\rangle_1 \rightarrow \frac{1}{\sqrt{2}}(|0\rangle_1 - |1\rangle_1), \quad (1)$$

and

$$|0\rangle_2 \rightarrow |0\rangle_2, |1\rangle_2 \rightarrow e^{i\theta/2}|1\rangle_2, (\theta = \theta_{12} = \pi/2) \quad (2a)$$

$$|0\rangle_2 \rightarrow \frac{1}{\sqrt{2}}(|0\rangle_1 + |1\rangle_2), |1\rangle_2 \rightarrow \frac{1}{\sqrt{2}}(|0\rangle_1 - |1\rangle_2), \quad (2b)$$

which can be achieved by Euler angle method or by U_Z rotations and U_{XZ} rotations in the XZ plane with finite singlet-triplet energy splitting [12]. Then we sweep the bias parameter Δ of molecules 1 and 2, the effect Hamiltonian is a Ising model, which can be expressed as [15, 19]

$$H = E_{12} \frac{1 - \sigma_z^1}{2} \frac{1 - \sigma_z^2}{2}, \quad (3)$$

where $E_{12} = \frac{1}{4\pi\epsilon} \left(\frac{2e^2}{b} - \frac{2e^2}{\sqrt{a^2 + b^2}} \right)$, ϵ is the dielectric constant of GaAs and σ_z is a Pauli operator. In this process, we adjust the interaction time t_{12} , let $E_{12}t_{12}/\hbar = (2\mu + 1)\pi$, ($\mu \in \mathbb{N}$), thus we have the evolution

$$\begin{aligned} |00\rangle_{12} &\rightarrow |00\rangle_{12}, |01\rangle_{12} \rightarrow |01\rangle_{12}, \\ |10\rangle_{12} &\rightarrow |10\rangle_{12}, |11\rangle_{12} \rightarrow -|11\rangle_{12}. \end{aligned} \quad (4)$$

Then we perform the single-qubit gate transform of Eq. (2b), and another single-qubit transform

$$|0\rangle_2 \rightarrow |0\rangle_2, |1\rangle_2 \rightarrow e^{-i\theta/2}|1\rangle_2, (\theta = \theta_{12} = \pi/2) \quad (5)$$

and the single-qubit transform of Eq. (2b) again. We again sweep Δ of molecules 1 and 2 to drive the interaction as in Eq. (3-4), perform the single-qubit transform of Eq. (2b) and single-qubit transform as in Eq. (1) on molecule 1.

Secondly, We mainly consider the operations on molecules 1 and 3, the process is similar as from Eq. (2a) to the end of above paragraph, in which $\theta = \theta_{13} = \pi/2^2 = \pi/4$, $E_{13} = \frac{1}{4\pi\epsilon} \left[\frac{2e^2}{2b} - \frac{2e^2}{\sqrt{a^2 + (2b)^2}} \right]$. Similarly, we in turn consider the molecules 1 and 4, molecules 1 and 5, up to molecules 1 and n . In a word, the angle θ satisfies $\theta = \theta_{1\iota} = \pi/2^{\iota-1}$, the energy $E_{1\iota}$ will be $E_{1\iota} = \frac{1}{4\pi\epsilon} \left[\frac{2e^2}{(\iota-1)b} - \frac{2e^2}{\sqrt{a^2 + (\iota-1)^2 b^2}} \right]$, and the interaction time satisfies $E_{1\iota}t_{1\iota}/\hbar = (2\mu + 1)\pi$, ($\iota = 2, 3, \cdots, n$). The state of molecule 1 becomes $m_{1 \rightarrow n} = (|0\rangle + e^{2\pi i 0.j_1 \cdots j_n} |1\rangle)/\sqrt{2}$.

The second step: Firstly, we still perform the single-qubit transformation on molecule 2 as in Eq. (1). Then considering the operations on molecules 2 and 3, 2 and 4, \cdots , 2 and n as the process of the first step. Where $\theta = \theta_{2\iota} = \pi/2^{\iota-2}$, $E_{2\iota} = \frac{1}{4\pi\epsilon} \left[\frac{2e^2}{(\iota-2)b} - \frac{2e^2}{\sqrt{a^2 + (\iota-2)^2 b^2}} \right]$, and $E_{2\iota}t_{2\iota}/\hbar = (2\mu + 1)\pi$, ($\iota = 3, 4, \cdots, n$). The state of molecule 2 becomes $m_{2 \rightarrow n} = (|0\rangle + e^{2\pi i 0.j_2 \cdots j_n} |1\rangle)/\sqrt{2}$.

The last step: We only need perform a single-qubit transformation on molecule n as in Eq. (1). The state of molecule n becomes $m_n = (|0\rangle + e^{2\pi i 0.j_n} |1\rangle)/\sqrt{2}$.

Finally, we read out the total result in reversed order, i.e., from molecule n to molecule 1. The result can be expressed as

$$\begin{aligned} |\Phi\rangle_{total} &= (|0\rangle + e^{2\pi i 0.j_n} |1\rangle)_n (|0\rangle + e^{2\pi i 0.j_{n-1} j_n} |1\rangle)_{n-1} \\ &\cdots (|0\rangle + e^{2\pi i 0.j_1 j_2 \cdots j_n} |1\rangle)_1 / 2^{n/2}, \end{aligned} \quad (6)$$

which is the result of standard discrete QFT. By far, we have completed the task successfully. It is shown that, during the whole process, $\theta = \theta_{\gamma\iota} = \pi/2^{\iota-\gamma}$ and $E_{\gamma\iota} = \frac{1}{4\pi\epsilon} \left[\frac{2e^2}{(\iota-\gamma)b} - \frac{2e^2}{\sqrt{a^2 + (\iota-\gamma)^2 b^2}} \right]$, where $\gamma = 1, 2, \cdots, n-1$.

Now, we discuss the feasibility and improvement of the current scheme. Generally, the coherent time of electronic spin state will be affected by the hyperfine interaction between spins and nucleus. We choose the singlet and triplet spin states as qubits, which can weaken the negative effect efficiently. The spin coherent time can reach $1.2\mu s$ by using spin-echo technology [13]. In our scheme, the process mainly includes the controlled-R gate transformation. According to estimation, if the Coulomb energy reduces to 0.1 percent of the largest Coulomb energy, the number of molecules will be $n = 16$. Assume that $a = 5nm$ and $b = 12nm$, the total interaction time of the whole process will be $t_{total} \simeq 20ns$. The ratio is only 1.6% between the total interaction time and coherent time. Therefore we can complete the discrete QFT in the coherent time scale. We should also pay attention to

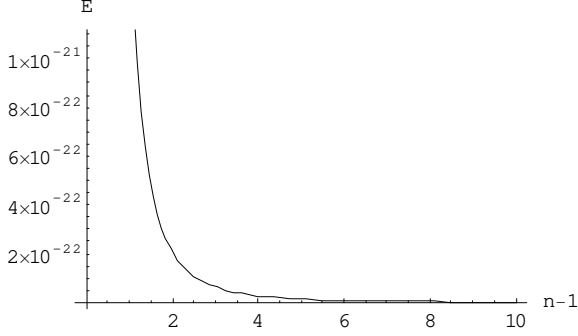


FIG. 3: Schematic diagram for describing the change of Coulomb energy as the number of coupled DQD is increasing.

the process of interactions between two molecules. In order to avoid interaction noise coming from others dots, we can consider the electronic shield technology. Meanwhile, we separate any two neighbor molecules by impenetrable barriers, which can prevent the tunneling effect from two different molecules each other.

If the number of DQD molecule becomes very large, the Coulomb interaction will be weak. When $n = 16$, the weakest Coulomb energy is only 0.1% comparing with the strongest Coulomb energy of $n = 2$. The explicit description ($n-E$) can be shown in Fig 3, which indicates that the Coulomb energy is affected strongly by the number of DQD molecule. How to avoid (or reduce) the deficiency? In fact, the main reason is the increase of distance between two interaction DQD molecules, so we can resolve the problem by shortening the distance. If we arrange all DQD molecules surrounding a circle in the geometry, such as Fig 4, the distance will become shorter. In this case, the effective Hamiltonian of interaction between two molecules is not Ising-model, but the two-qubit gates operations still can be realized [11, 12]. So we can successfully implement the discrete QFT in this system. If we adjust the distance of two molecules are all equal to b , we will can generate the n -qubit cluster states by choosing some a finite interaction time t as in Ref. [15]. If we still consider the smallest Coulomb energy same as the case of $n = 16$ in coupled DQD molecules arranged in line, the number of DQD molecules arranged in circle will increase from $n = 16$ to $n = 95$, which will improve the speed and capability of quantum computation.

In conclusion, we present a scheme for imple-

menting the discrete QFT via coupled semiconductor DQD molecules (GaAs). The main task is to realize controlled-R transformations $U(R)$. We can rewrite it by product form with some unitary transformations, i.e., $U_{12}(R) = U_2(\frac{\theta}{2})U_{cnot}U_2(-\frac{\theta}{2})U_{cnot}U_1(\frac{\theta}{2})$ or $U_{12}(R) = U_2(\frac{\theta}{2})U_2(H)U_{c-z}U_2(H)U_2(-\frac{\theta}{2})U_2(H)U_{c-z}U_2(H)U_1(\frac{\theta}{2})$. Every unitary transformation can be simply realized in our scheme. By calculation, we can implement 16-qubit discrete QFT in the linear array. However, in our improved scheme,

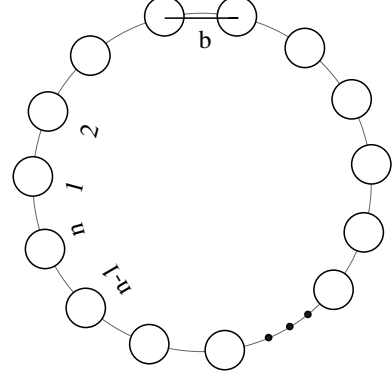


FIG. 4: The schematic circle diagram of coupled DQD. Each hollow circle presents a coupled DQD. The distances between two nearest-neighbor molecules are all equal to b .

the geometry is used to increase the number of coupled DQD molecules to 95. It is very important for the realization of large scale quantum computation. Meanwhile, discrete QFT is a key ingredient for some quantum algorithms. Therefore, our scheme would be a useful step towards the realization of complex quantum algorithms in quantum dot system.

Acknowledgments

This work is supported by the National Natural Science Foundation of China under Grant No. 60678022, the Doctoral Fund of Ministry of Education of China under Grant No. 20060357008, Anhui Provincial Natural Science Foundation under Grant No. 070412060, the Key Program of the Education Department of Anhui Province under Grant Nos: 2006KJ070A, 2006KJ057B and Anhui Key Laboratory of Information Materials and Devices (Anhui University).

[1] D. Loss, and D. P. DiVincenzo, Phys. Rev. A 57, 120 (1998).
[2] X. D. Hu, and S. D. Sarma, Phys. Rev. A 61, 062301 (2000).
[3] G. Burkard, D. Loss, and D. P. DiVincenzo, Phys. Rev. B 59, 2070 (1999).
[4] J. Schliemann, D. Loss, and A. H. MacDonald, Phys. Rev. B 63, 085311 (2001).

[5] I. A. Merkulov, Al. L. Efros, and M. Rosen, Phys. Rev. B 65, 205309 (2002).
[6] R. Kotlyar, C. A. Stafford, and S. D. Sarma, Phys. Rev. B 58, 3989 (1998).
[7] J. R. Petta, A. C. Johnson, J. M. Taylor, E. A. Laird, A. Yacoby, M. D. Lukin, C. M. Marcus, M. P. Hanson, and A. C. Gossard,

- Scienc 309, 2185 (2005).
- [8] J. M. Taylor, H. A. Engel, W. Dür, A. Yacoby, C. M. Marcus, P. Zoller, and M. D. Lukin, *Nature Physics* 1, 177 (2005).
 - [9] A. C. Johnson, J. R. Petta, J. M. Taylor, A. Yacoby, M. D. Lukin, C. M. Marcus, M. P. Hanson, and A. C. Gossard, *Nature* 435, 935 (2005).
 - [10] J. M. Taylor, W. Dür, P. Zoller, A. Yacoby, C. M. Marcus, and M. D. Lukin, *Phys. Rev. Lett.* 94, 236803 (2005).
 - [11] D. Stepanenko, and G. Burkard, *Phys. Rev. B* 75, 085324 (2007).
 - [12] R. Hanson, and G. Burkard, *Phys. Rev. Lett.* 98, 050502 (2007).
 - [13] J. M. Taylor, J. R. Petta, A. C. Johnson, A. Yacoby, C. M. Marcus, and M. D. Lukin, *cond-mat/0602470*.
 - [14] H. Zhang, G. P. Guo, T. Tu, and G. C. Guo, *quant-ph/0702230*.
 - [15] G. P. Guo, H. Zhang, T. Tu, and G. C. Guo, *quant-ph/0611247*.
 - [16] M. O. Scully, and M. S. Zubairy, *Phys. Rev. A* 65, 052324 (2002).
 - [17] Y. S. Weinstein, M. A. Pravia, E. M. Fortunato, S. Lloyd, and D. G. Cory, *Phys. Rev. Lett.* 86, 1889 (2001).
 - [18] M. A. Nielsen, and I. L. Chuang, *Quantum Computation and Quantum Information*, Cambridge University Press, chapter 5, 2000.
 - [19] G. P. Guo, X. J. Hao, T. Tu, Z. C. Zhu, and G. C. Guo, *quant-ph/0703239*.